

2	12-1 Addendum #3
5-23	
1	12-5 Addendum #1
-23	

No.	Date	Description
Revision Schedule		

NOT FOR CONSTRUCTION

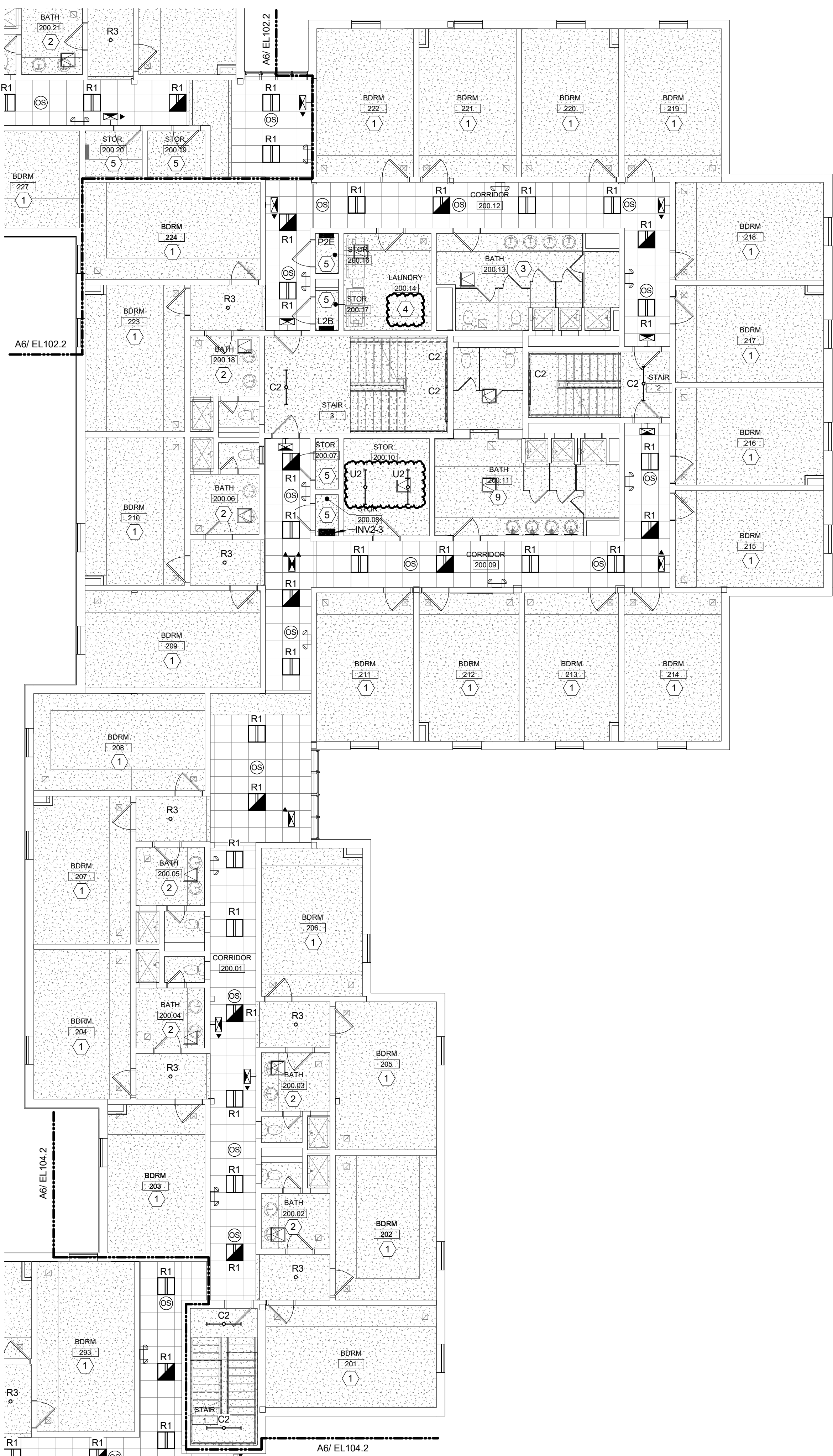
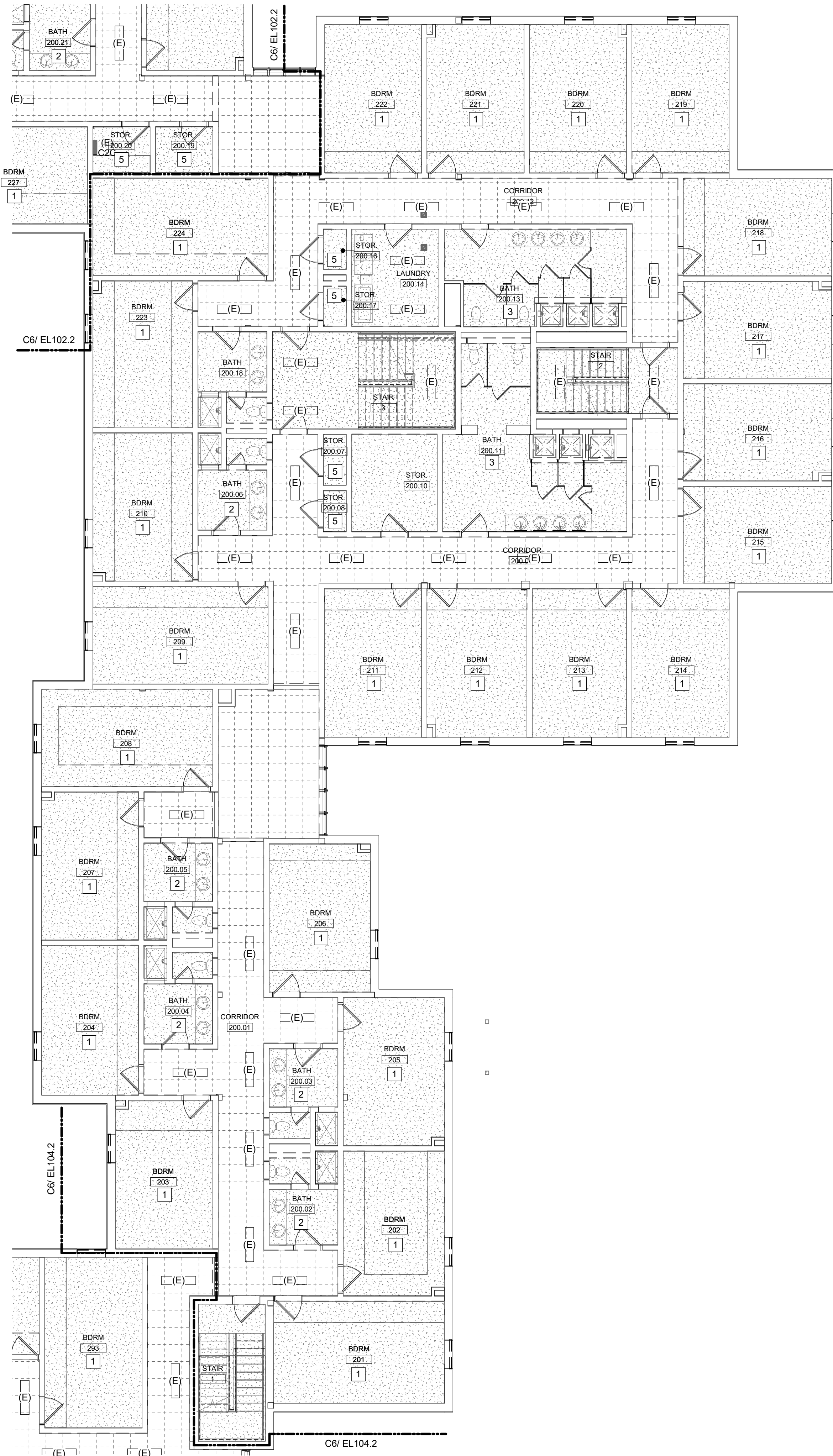
JOB NO.
076982

ISSUE
100%
CONSTRUCTION
DOCUMENTS -
ISSUED FOR
BIDDING
11/22/2023

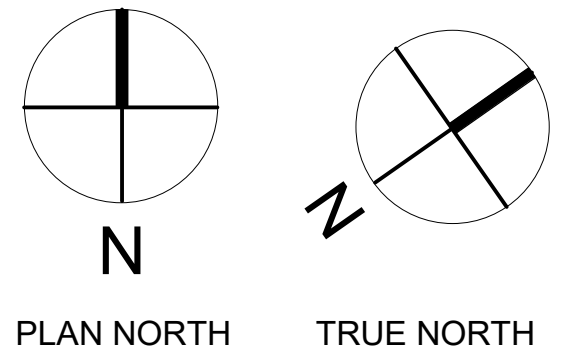
TITLE
PHASE 3 SECOND
FLOOR LIGHTING
REMOVALS & NEW
PLANS

SHEET
EL103.2

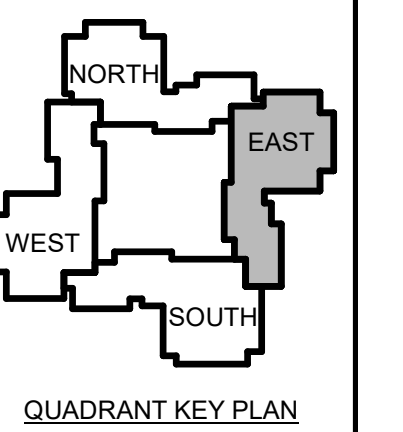
LIGHTING BID ALTERNATE NOTES:
ALTERNATE 1- DORM ROOM AND DORM BATHROOM LIGHT FIXTURES
a. BASE BID: EXISTING LIGHT FIXTURES IN DORM ROOMS AND DORM BATHROOMS TO REMAIN OR BE REMOVED AND RE-INSTALLED AS NECESSARY.
b. ALTERNATE: EXISTING LIGHT FIXTURES IN DORM ROOMS AND DORM BATHROOMS TO BE REPLACED WITH NEW LED FIXTURES SHOWN.
ALTERNATE 2- COMMON AREA LIGHT FIXTURES (CORRIDOR, OFFICE, STAIR, LAUNDRY, STORAGE, UTILITY, ETC.)
a. BASE BID: EXISTING LIGHT FIXTURES IN COMMON AREAS TO REMAIN OR BE REMOVED AND RE-INSTALLED AS NECESSARY.
b. ALTERNATE: EXISTING LIGHT FIXTURES IN COMMON AREAS TO BE REMOVED AND REPLACED WITH NEW LED FIXTURES AS SHOWN. THIS INCLUDES BI-LEVEL LIGHTING CONTROL FOR CORRIDOR AND STAIRS VIA OCCUPANCY SENSORS SHOWN, ALONG WITH EMERGENCY EGRESS LIGHTING CENTRAL INVERTERS IN LIEU OF EBUS.



GENERAL PHASING NOTE:
THIS PROJECT IS SCHEDULED TO BE COMPLETED IN MULTIPLE PHASES. THE OWNER WILL OCCUPY ALL PORTIONS OF THE BUILDING THAT ARE NOT ACTIVELY UNDER CONSTRUCTION. IT IS THE RESPONSIBILITY OF THE CONTRACTOR TO MAINTAIN SERVICES TO ALL PARTS OF THE BUILDING NOT ACTIVELY UNDER CONSTRUCTION. SEE A2 / MEP000 FOR AN EXAMPLE STRATEGY TO MAINTAIN SERVICE TO OCCUPIED AREAS. INTERRUPTIONS IN SERVICE TO OCCUPIED AREAS SHALL BE KEPT TO A MINIMUM AND SHALL BE STRICTLY COORDINATED WITH MAINE MARITIME ACADEMY. SEE SHEET MEP000 FOR ADDITIONAL INFORMATION AND PHASING NOTES.



CURTIS HALL RENOVATIONS
Maine Maritime Academy, Curtis Hall
1 Pleasant Street, Castine, Maine 04421



2	12-1 Addendum #3
5-23	
1	12-5 Addendum #1
	-23

No.	Date	Description
Revision Schedule		

NOT FOR CONSTRUCTION

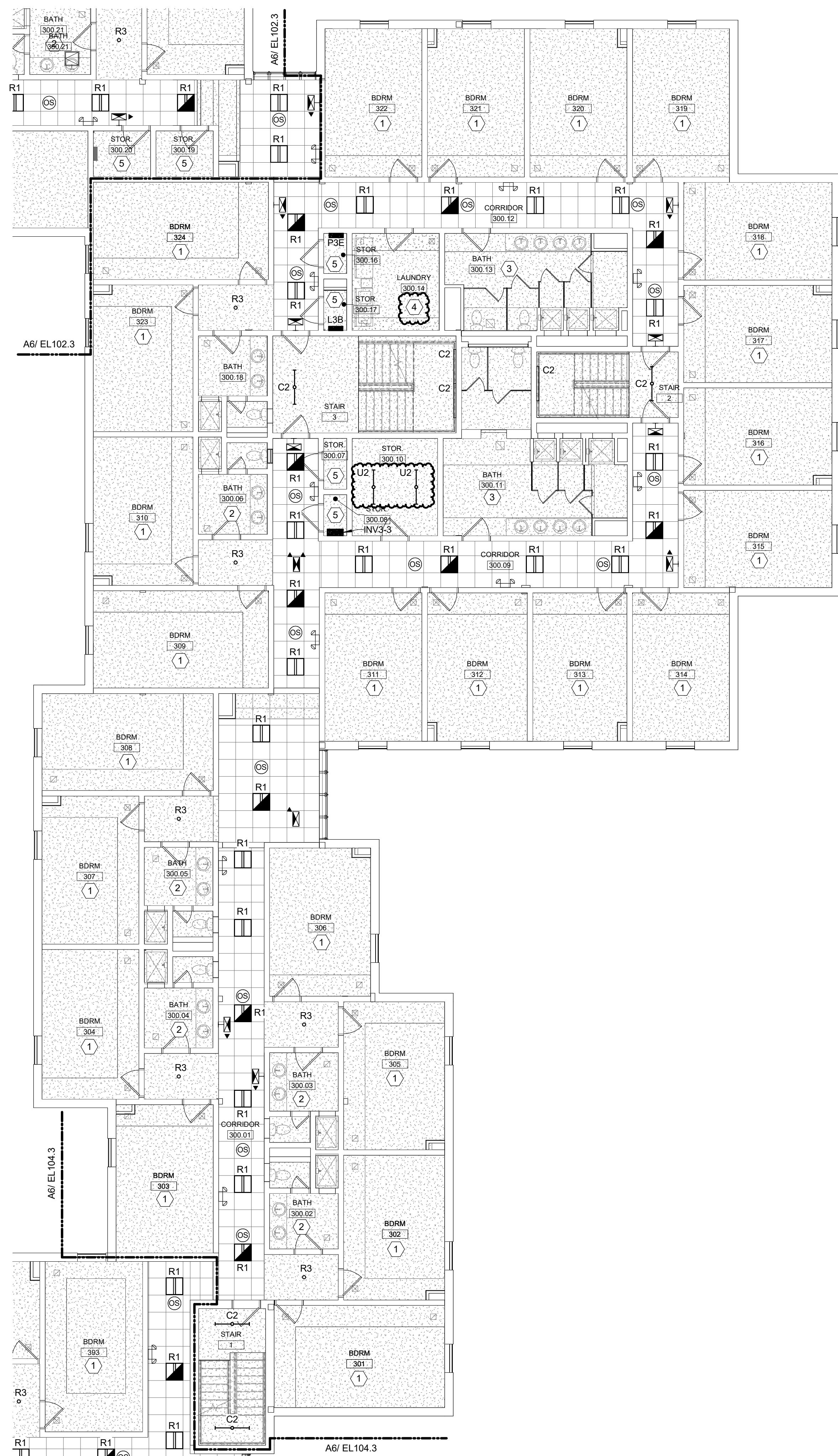
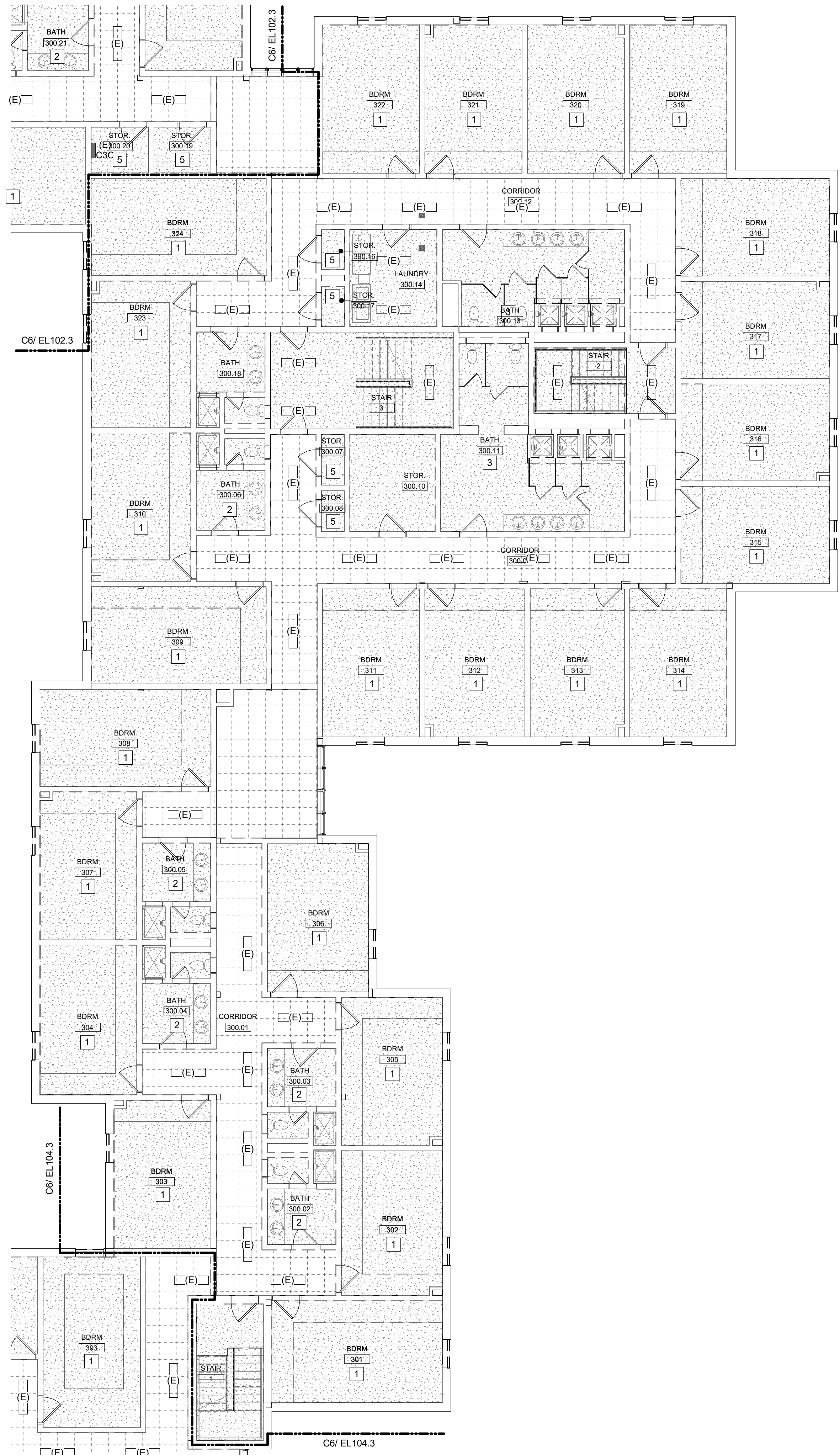
JOB NO.
076982

ISSUE
100% CONSTRUCTION DOCUMENTS - ISSUED FOR BIDDING
11/22/2023

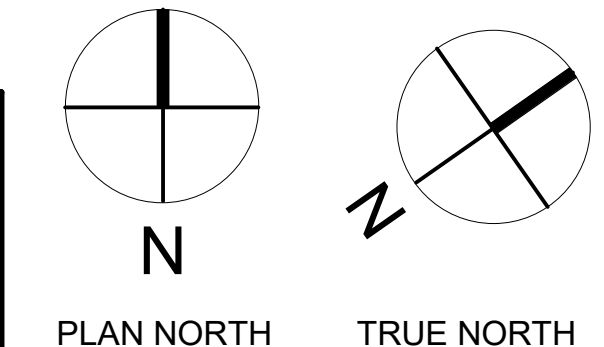
TITLE
PHASE 3 THIRD FLOOR LIGHTING REMOVALS & NEW PLANS

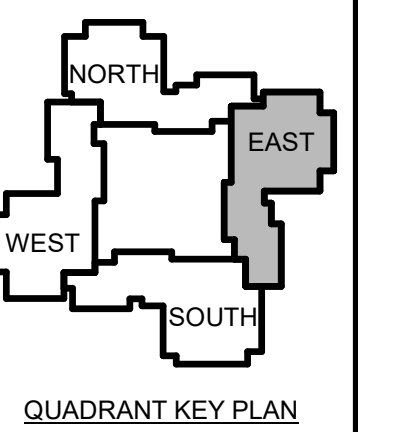
SHEET
EL103.3

LIGHTING BID ALTERNATE NOTES:
ALTERNATE 1- DORM ROOM AND DORM BATHROOM LIGHT FIXTURES
a. BASE BID: EXISTING LIGHT FIXTURES IN DORM ROOMS AND DORM BATHROOMS TO REMAIN OR BE REMOVED AND RE-INSTALLED AS NECESSARY.
b. ALTERNATE: EXISTING LIGHT FIXTURES IN DORM ROOMS AND DORM BATHROOMS TO BE REPLACED WITH NEW LED FIXTURES SHOWN.
ALTERNATE 2- COMMON AREA LIGHT FIXTURES (CORRIDOR, OFFICE, STAIR, LAUNDRY, STORAGE, UTILITY, ETC.)
a. BASE BID: EXISTING LIGHT FIXTURES IN COMMON AREAS TO REMAIN OR BE REMOVED AND RE-INSTALLED AS NECESSARY.
b. ALTERNATE: EXISTING LIGHT FIXTURES IN COMMON AREAS TO BE REMOVED AND REPLACED WITH NEW LED FIXTURES AS SHOWN. THIS INCLUDES BILEVEL LIGHTING CONTROL FOR CORRIDOR AND STAIRS VIA OCCUPANCY SENSORS SHOWN, ALONG WITH EMERGENCY EGRESS LIGHTING CENTRAL INVERTERS IN LIEU OF EBUS.



GENERAL PHASING NOTE:
THIS PROJECT IS SCHEDULED TO BE COMPLETED IN MULTIPLE PHASES. THE OWNER WILL OCCUPY ALL PORTIONS OF THE BUILDING THAT ARE NOT ACTIVELY UNDER CONSTRUCTION. IT IS THE RESPONSIBILITY OF THE CONTRACTOR TO MAINTAIN SERVICES TO ALL PARTS OF THE BUILDING NOT ACTIVELY UNDER CONSTRUCTION. SEE A2 / MEP000 FOR AN EXAMPLE STRATEGY TO MAINTAIN SERVICE TO OCCUPIED AREAS. INTERRUPTIONS IN SERVICE TO OCCUPIED AREAS SHALL BE KEPT TO A MINIMUM AND SHALL BE STRICTLY COORDINATED WITH MAINE MARITIME ACADEMY. SEE SHEET MEP000 FOR ADDITIONAL INFORMATION AND PHASING NOTES.





2	12-1	Addendum #3
	5-23	
1	12-5	Addendum #1
	-23	

No.	Date	Description
Revision Schedule		

NOT FOR CONSTRUCTION

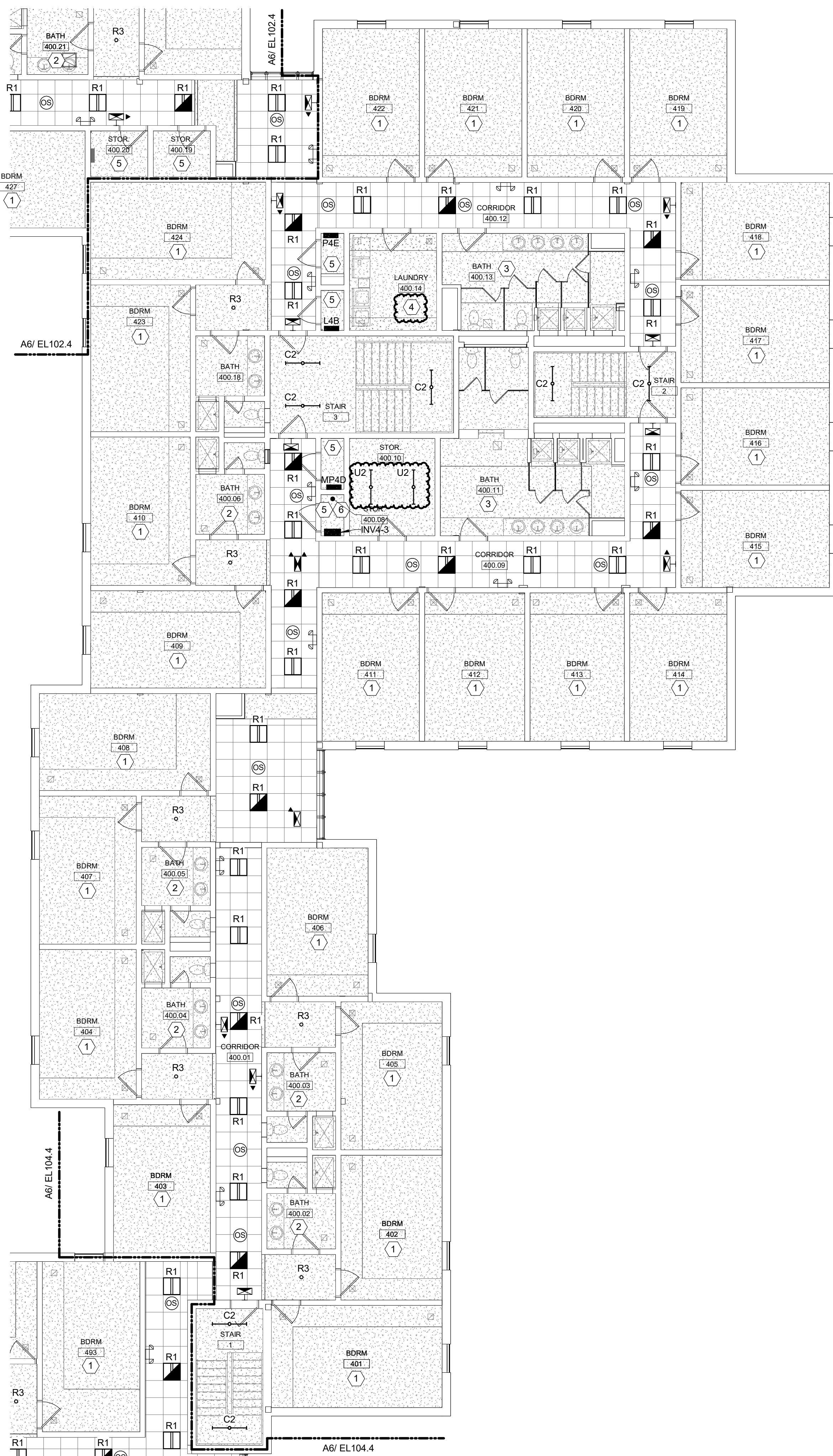
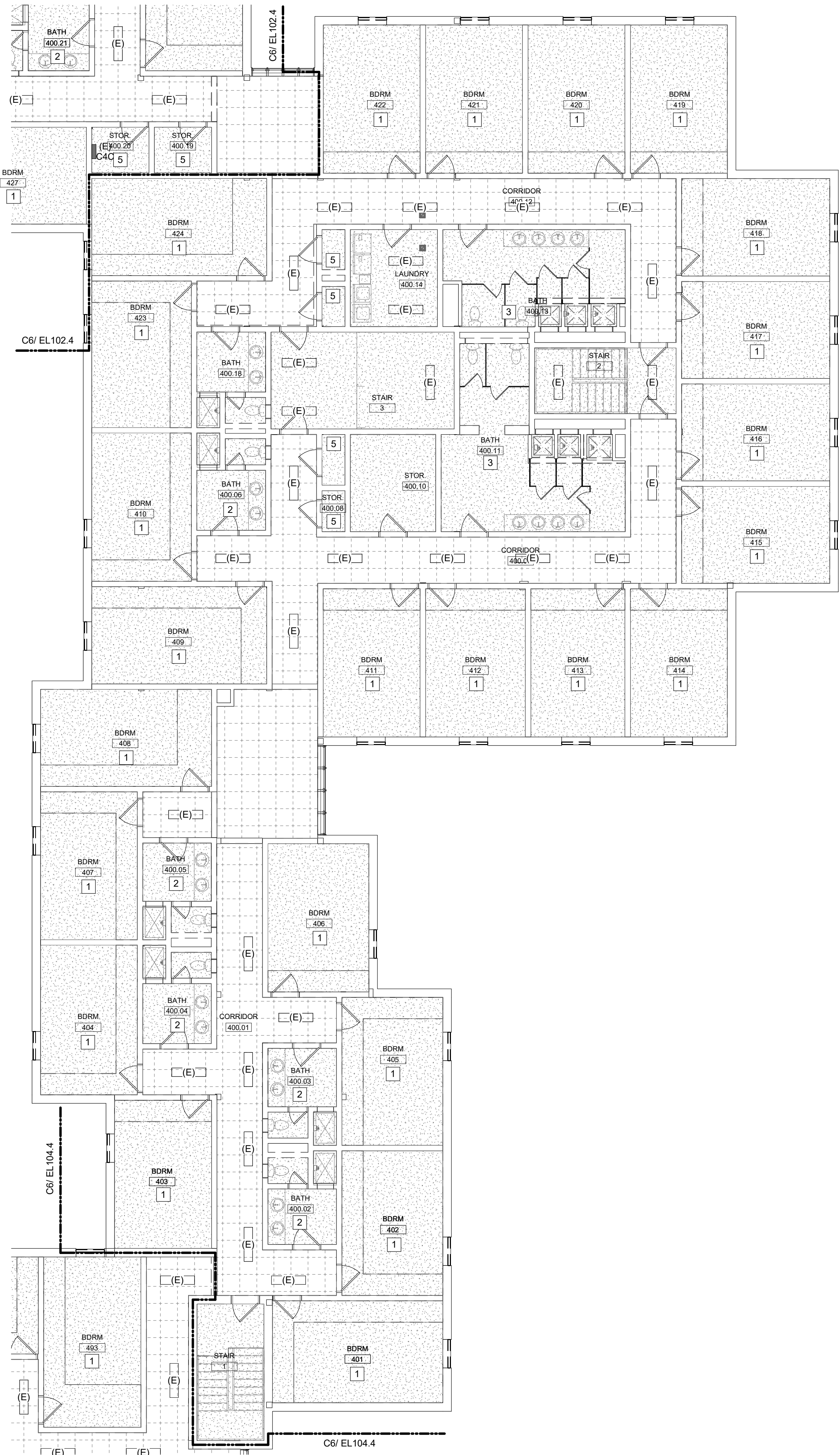
JOB NO.
076982

ISSUE
100%
CONSTRUCTION
DOCUMENTS -
ISSUED FOR
BIDDING
11/22/2023

TITLE
PHASE 3 FOURTH
FLOOR LIGHTING
REMOVALS & NEW
PLANS

SHEET
EL103.4

LIGHTING BID ALTERNATE NOTES:
ALTERNATE 1- DORM ROOM AND DORM BATHROOM LIGHT FIXTURES
a. BASE BID: EXISTING LIGHT FIXTURES IN DORM ROOMS AND DORM BATHROOMS TO REMAIN OR BE REMOVED AND RE-INSTALLED AS NECESSARY.
b. ALTERNATE: EXISTING LIGHT FIXTURES IN DORM ROOMS AND DORM BATHROOMS TO BE REPLACED WITH NEW LED FIXTURES SHOWN.
ALTERNATE 2- COMMON AREA LIGHT FIXTURES (CORRIDOR, OFFICE, STAIR, LAUNDRY, STORAGE, UTILITY, ETC.)
a. BASE BID: EXISTING LIGHT FIXTURES IN COMMON AREAS TO REMAIN OR BE REMOVED AND RE-INSTALLED AS NECESSARY.
b. ALTERNATE: EXISTING LIGHT FIXTURES IN COMMON AREAS TO BE REMOVED AND REPLACED WITH NEW LED FIXTURES AS SHOWN. THIS INCLUDES BI-LEVEL LIGHTING CONTROL FOR CORRIDOR AND STAIRS VIA OCCUPANCY SENSORS SHOWN, ALONG WITH EMERGENCY EGRESS LIGHTING CENTRAL INVERTERS IN LIEU OF EBUS.



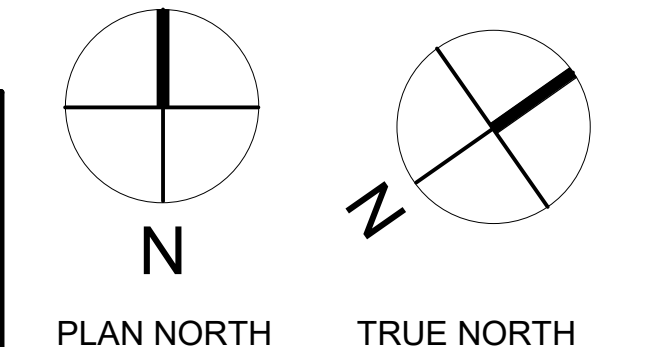
D1	KEYNOTES- LIGHTING REMOVALS
----	-----------------------------

LIGHTING CONTROL GENERAL NOTES:
1. UNLESS NOTED OTHERWISE, LIGHTING SHALL BE CONNECTED TO EXISTING CIRCUITING AND CONTROLS.
2. IN STAIRWELLS, LIGHTING SHALL BE CONTINUOUSLY ON AT 50% OUTPUT AND RAISE TO 100% OUTPUT UPON ACTIVATION OF ANY OCCUPANCY SENSOR IN THE STAIRWELL.
3. IN CORRIDORS, LIGHTING SHALL BE CONTINUOUSLY ON AT 50% OUTPUT AND RAISE TO 100% OUTPUT UPON ACTIVATION OF ANY OCCUPANCY SENSOR IN THE INDICATED SWITCH GROUP.

- 1) TYPICAL DORM ROOM. REFER TO DETAIL D6 ON SHEET E400.
- 2) TYPICAL SMALL DORM RESTROOM. REFER TO DETAIL D3 ON SHEET E400.
- 3) TYPICAL SHARED DORM BATH, TYPE A. REFER TO DETAIL D4 ON SHEET E400.
- 4) TYPICAL LAUNDRY ROOM. REFER TO DETAIL C6 ON SHEET E400.
- 5) TYPICAL SMALL STORAGE ROOM OR CLOSET. REFER TO DETAIL C5 ON SHEET E400.
- 6) CENTRAL INVERTER TO BE LOCATED IN THIS ROOM. THIS INVERTER SHALL SERVE ALL EMERGENCY LIGHTS ON THIS FLOOR WITHIN THE BOUNDARIES OF THIS PHASE.
- 7) TYPICAL SMALL RESTROOM. REFER TO DETAIL D5 ON SHEET E400.
- 8) PROVIDE THIS EBU AND/OR REMOTE HEAD UNDER BASE BID AND ALL ALTERNATES.
- 9) TYPICAL SHARED DORM BATH, TYPE B. REFER TO DETAIL C4 ON SHEET E400.
- 10) PENDANT MOUNT LIGHT FIXTURES IN THIS ROOM AT 8'-6" AFF.

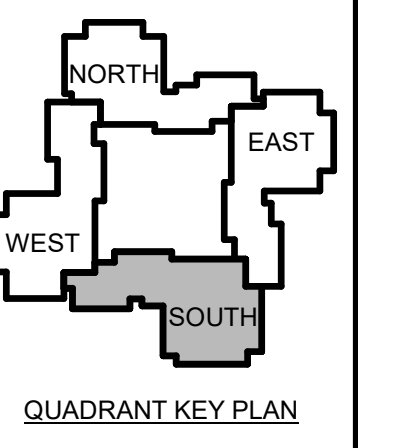
A1	KEYNOTES- NEW LIGHTING
----	------------------------

GENERAL PHASING NOTE:
THIS PROJECT IS SCHEDULED TO BE COMPLETED IN MULTIPLE PHASES. THE OWNER WILL OCCUPY ALL PORTIONS OF THE BUILDING THAT ARE NOT ACTIVELY UNDER CONSTRUCTION. IT IS THE RESPONSIBILITY OF THE CONTRACTOR TO MAINTAIN SERVICES TO ALL PARTS OF THE BUILDING NOT ACTIVELY UNDER CONSTRUCTION. SEE A2 / MEP000 FOR AN EXAMPLE STRATEGY TO MAINTAIN SERVICE TO OCCUPIED AREAS. INTERRUPTIONS IN SERVICE TO OCCUPIED AREAS SHALL BE KEPT TO A MINIMUM AND SHALL BE STRICTLY COORDINATED WITH MAINE MARITIME ACADEMY. SEE SHEET MEP000 FOR ADDITIONAL INFORMATION AND PHASING NOTES.



COPYRIGHT
 CHA Architecture
 Reuse or reproduction of the
 contents of this document is not
 permitted without written
 permission of CHA Architecture, P.C.

CURTIS HALL RENOVATIONS
 Maine Maritime Academy, Curtis Hall
 1 Pleasant Street, Castine, Maine 04421



2	12-1	Addendum #3
	5-23	
1	12-5	Addendum #1
	-23	

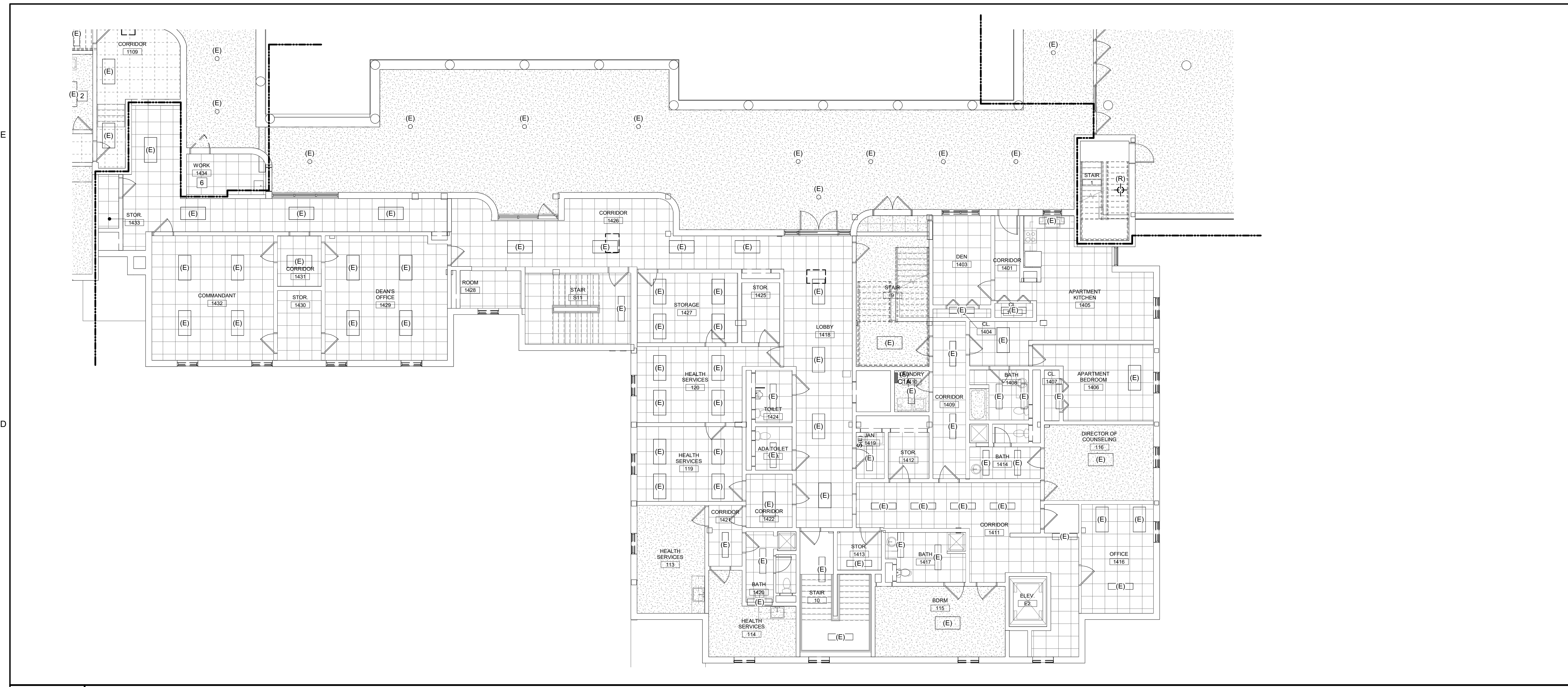
No. Date Description
 Revision Schedule

JOB NO.
076982

ISSUE
 100%
 CONSTRUCTION
 DOCUMENTS -
 ISSUED FOR
 BIDDING
 11/22/2023

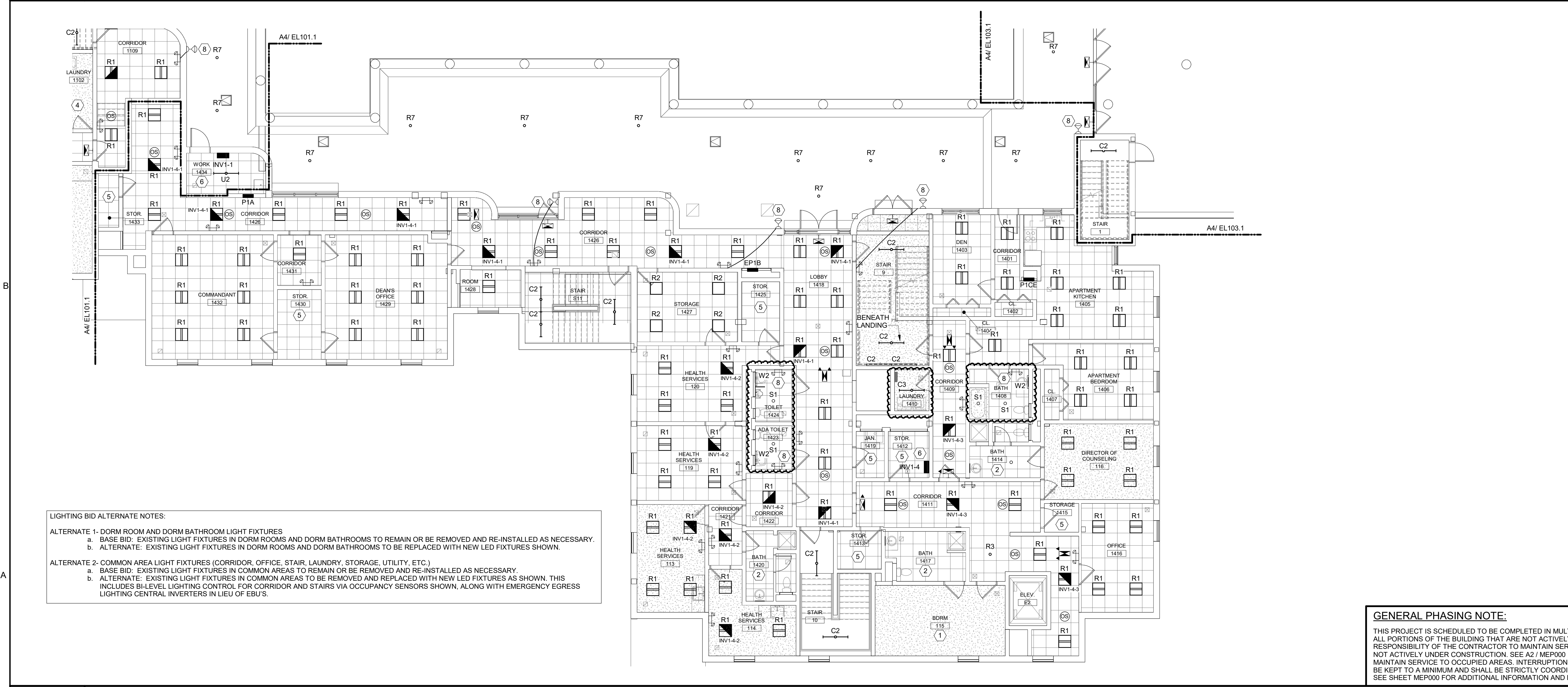
TITLE
 PHASE 4 FIRST
 FLOOR LIGHTING
 REMOVALS & NEW
 PLANS

SHEET
EL104.1



C6 PHASE 4 FIRST FLOOR ELECTRICAL REMOVALS - LIGHTING RCP
 1/8" = 1'-0"

D1 KEYNOTES- LIGHTING REMOVALS



A6 PHASE 4 FIRST FLOOR LIGHTING RCP
 1/8" = 1'-0"

LIGHTING CONTROL GENERAL NOTES:

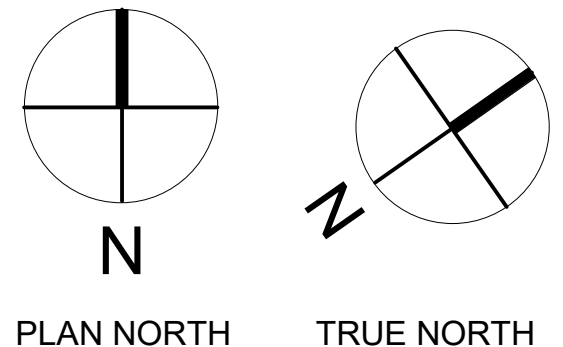
- UNLESS NOTED OTHERWISE, LIGHTING SHALL BE CONNECTED TO EXISTING CIRCUITING AND CONTROLS.
- IN STAIRWELLS, LIGHTING SHALL BE CONTINUOUSLY ON AT 50% OUTPUT AND RAISE TO 100% OUTPUT UPON ACTIVATION OF ANY OCCUPANCY SENSOR IN THE STAIRWELL.
- IN CORRIDORS, LIGHTING SHALL BE CONTINUOUSLY ON AT 50% OUTPUT AND RAISE TO 100% OUTPUT UPON ACTIVATION OF ANY OCCUPANCY SENSOR IN THE INDICATED SWITCH GROUP.

LIGHTING BID ALTERNATE NOTES:

ALTERNATE 1- DORM ROOM AND DORM BATHROOM LIGHT FIXTURES
 a. BASE BID: EXISTING LIGHT FIXTURES IN DORM ROOMS AND DORM BATHROOMS TO REMAIN OR BE REMOVED AND RE-INSTALLED AS NECESSARY.
 b. ALTERNATE: EXISTING LIGHT FIXTURES IN DORM ROOMS AND DORM BATHROOMS TO BE REPLACED WITH NEW LED FIXTURES SHOWN.

ALTERNATE 2- COMMON AREA LIGHT FIXTURES (CORRIDOR, OFFICE, STAIR, LAUNDRY, STORAGE, UTILITY, ETC.)
 a. BASE BID: EXISTING LIGHT FIXTURES IN COMMON AREAS TO REMAIN OR BE REMOVED AND RE-INSTALLED AS NECESSARY.
 b. ALTERNATE: EXISTING LIGHT FIXTURES IN COMMON AREAS TO BE REMOVED AND REPLACED WITH NEW LED FIXTURES AS SHOWN. THIS INCLUDES BI-LEVEL LIGHTING CONTROL FOR CORRIDOR AND STAIRS VIA OCCUPANCY SENSORS SHOWN, ALONG WITH EMERGENCY EGRESS LIGHTING CENTRAL INVERTERS IN LIEU OF EBUS.

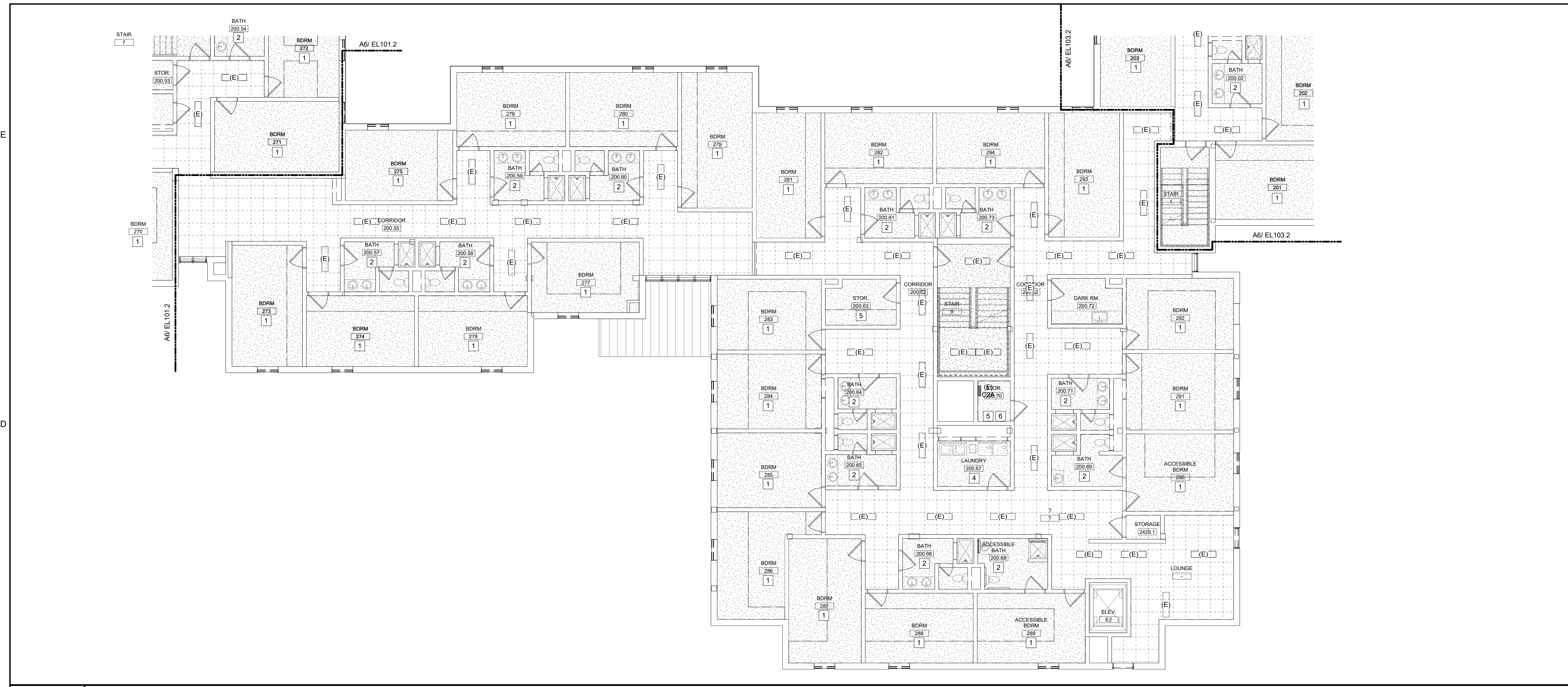
GENERAL PHASING NOTE:
 THIS PROJECT IS SCHEDULED TO BE COMPLETED IN MULTIPLE PHASES. THE OWNER WILL OCCUPY ALL PORTIONS OF THE BUILDING THAT ARE NOT ACTIVELY UNDER CONSTRUCTION. IT IS THE RESPONSIBILITY OF THE CONTRACTOR TO MAINTAIN SERVICES TO ALL PARTS OF THE BUILDING NOT ACTIVELY UNDER CONSTRUCTION. SEE A2 / MEP000 FOR AN EXAMPLE STRATEGY TO MAINTAIN SERVICE TO OCCUPIED AREAS. INTERRUPTIONS IN SERVICE TO OCCUPIED AREAS SHALL BE KEPT TO A MINIMUM AND SHALL BE STRICTLY COORDINATED WITH MAINE MARITIME ACADEMY. SEE SHEET MEP000 FOR ADDITIONAL INFORMATION AND PHASING NOTES.



A1 KEYNOTES- NEW LIGHTING

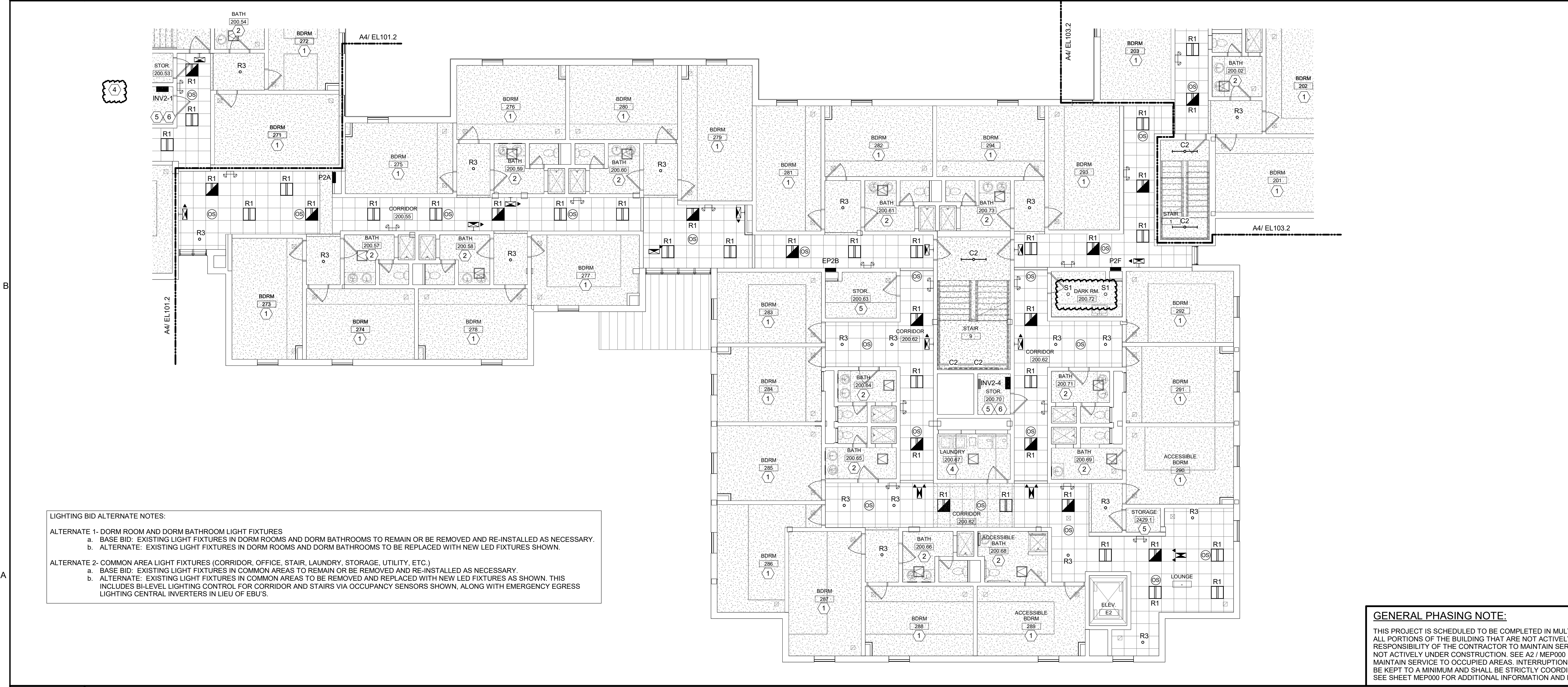
COPYRIGHT
 CHA Architecture
 Reuse or reproduction of the
 contents of this document is not
 permitted without written
 permission of CHA Architecture, P.C.

CURTIS HALL RENOVATIONS
 Maine Maritime Academy, Curtis Hall
 1 Pleasant Street, Castine, Maine 04421



C6 PHASE 4 SECOND FLOOR ELECTRICAL REMOVALS - LIGHTING RCP
 1/8" = 1'-0"

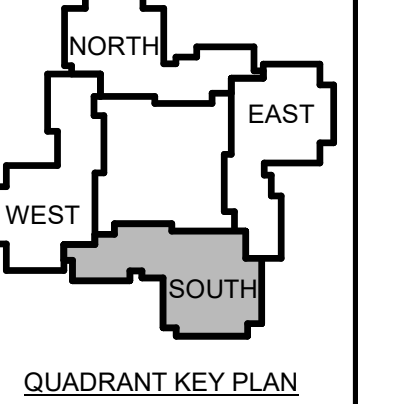
D1 KEYNOTES- LIGHTING REMOVALS



A6 PHASE 4 SECOND FLOOR LIGHTING RCP
 1/8" = 1'-0"

LIGHTING CONTROL GENERAL NOTES:

- UNLESS NOTED OTHERWISE, LIGHTING SHALL BE CONNECTED TO EXISTING CIRCUITING AND CONTROLS.
- IN STAIRWELLS, LIGHTING SHALL BE CONTINUOUSLY ON AT 50% OUTPUT AND RAISE TO 100% OUTPUT UPON ACTIVATION OF ANY OCCUPANCY SENSOR IN THE STAIRWELL.
- IN CORRIDORS, LIGHTING SHALL BE CONTINUOUSLY ON AT 50% OUTPUT AND RAISE TO 100% OUTPUT UPON ACTIVATION OF ANY OCCUPANCY SENSOR IN THE INDICATED SWITCH GROUP.



No.	Date	Description
2	12-1	Addendum #3
	5-23	
1	12-5	Addendum #1
	-23	

NOT FOR CONSTRUCTION

JOB NO.
076982

ISSUE
100% CONSTRUCTION DOCUMENTS - ISSUED FOR BIDDING
11/22/2023

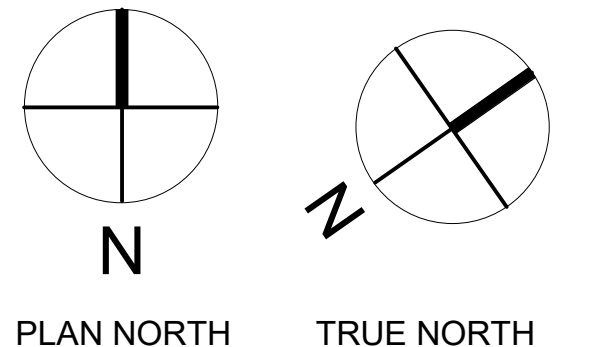
A1 KEYNOTES- NEW LIGHTING

LIGHTING BID ALTERNATE NOTES:

ALTERNATE 1- DORM ROOM AND DORM BATHROOM LIGHT FIXTURES
 a. BASE BID: EXISTING LIGHT FIXTURES IN DORM ROOMS AND DORM BATHROOMS TO REMAIN OR BE REMOVED AND RE-INSTALLED AS NECESSARY.
 b. ALTERNATE: EXISTING LIGHT FIXTURES IN DORM ROOMS AND DORM BATHROOMS TO BE REPLACED WITH NEW LED FIXTURES SHOWN.

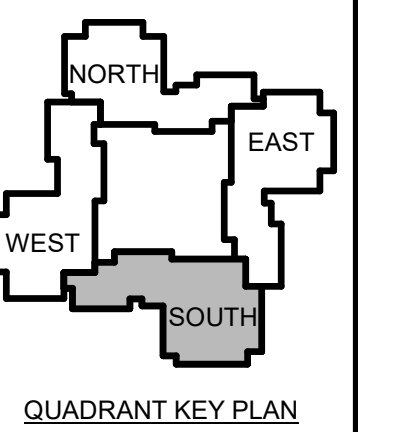
ALTERNATE 2- COMMON AREA LIGHT FIXTURES (CORRIDOR, OFFICE, STAIR, LAUNDRY, STORAGE, UTILITY, ETC.)
 a. BASE BID: EXISTING LIGHT FIXTURES IN COMMON AREAS TO REMAIN OR BE REMOVED AND RE-INSTALLED AS NECESSARY.
 b. ALTERNATE: EXISTING LIGHT FIXTURES IN COMMON AREAS TO BE REMOVED AND REPLACED WITH NEW LED FIXTURES AS SHOWN. THIS INCLUDES BILEVEL LIGHTING CONTROL FOR CORRIDOR AND STAIRS VIA OCCUPANCY SENSORS SHOWN, ALONG WITH EMERGENCY EGRESS LIGHTING CENTRAL INVERTERS IN LIEU OF EBUS.

GENERAL PHASING NOTE:
 THIS PROJECT IS SCHEDULED TO BE COMPLETED IN MULTIPLE PHASES. THE OWNER WILL OCCUPY ALL PORTIONS OF THE BUILDING THAT ARE NOT ACTIVELY UNDER CONSTRUCTION. IT IS THE RESPONSIBILITY OF THE CONTRACTOR TO MAINTAIN SERVICES TO ALL PARTS OF THE BUILDING NOT ACTIVELY UNDER CONSTRUCTION. SEE A2 / MEP000 FOR AN EXAMPLE STRATEGY TO MAINTAIN SERVICE TO OCCUPIED AREAS. INTERRUPTIONS IN SERVICE TO OCCUPIED AREAS SHALL BE KEPT TO A MINIMUM AND SHALL BE STRICTLY COORDINATED WITH MAINE MARITIME ACADEMY. SEE SHEET MEP000 FOR ADDITIONAL INFORMATION AND PHASING NOTES.



TITLE
PHASE 4 SECOND FLOOR LIGHTING REMOVALS & NEW PLANS

SHEET
EL104.2



1	12-1	Addendum #3
5-23		

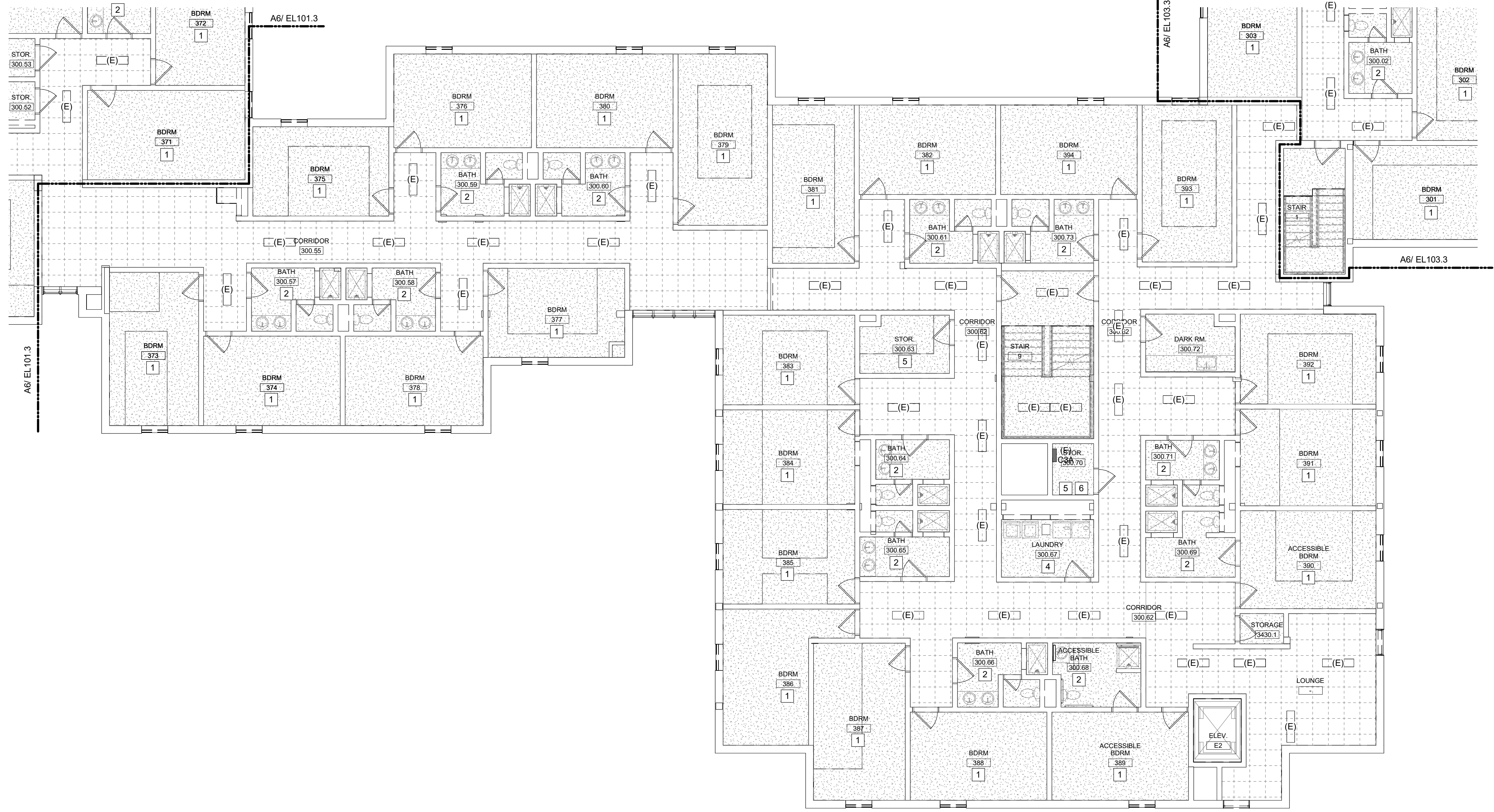
No. Date Description
 Revision Schedule

JOB NO.
076982

ISSUE
100%
CONSTRUCTION
DOCUMENTS -
ISSUED FOR
BIDDING
11/22/2023

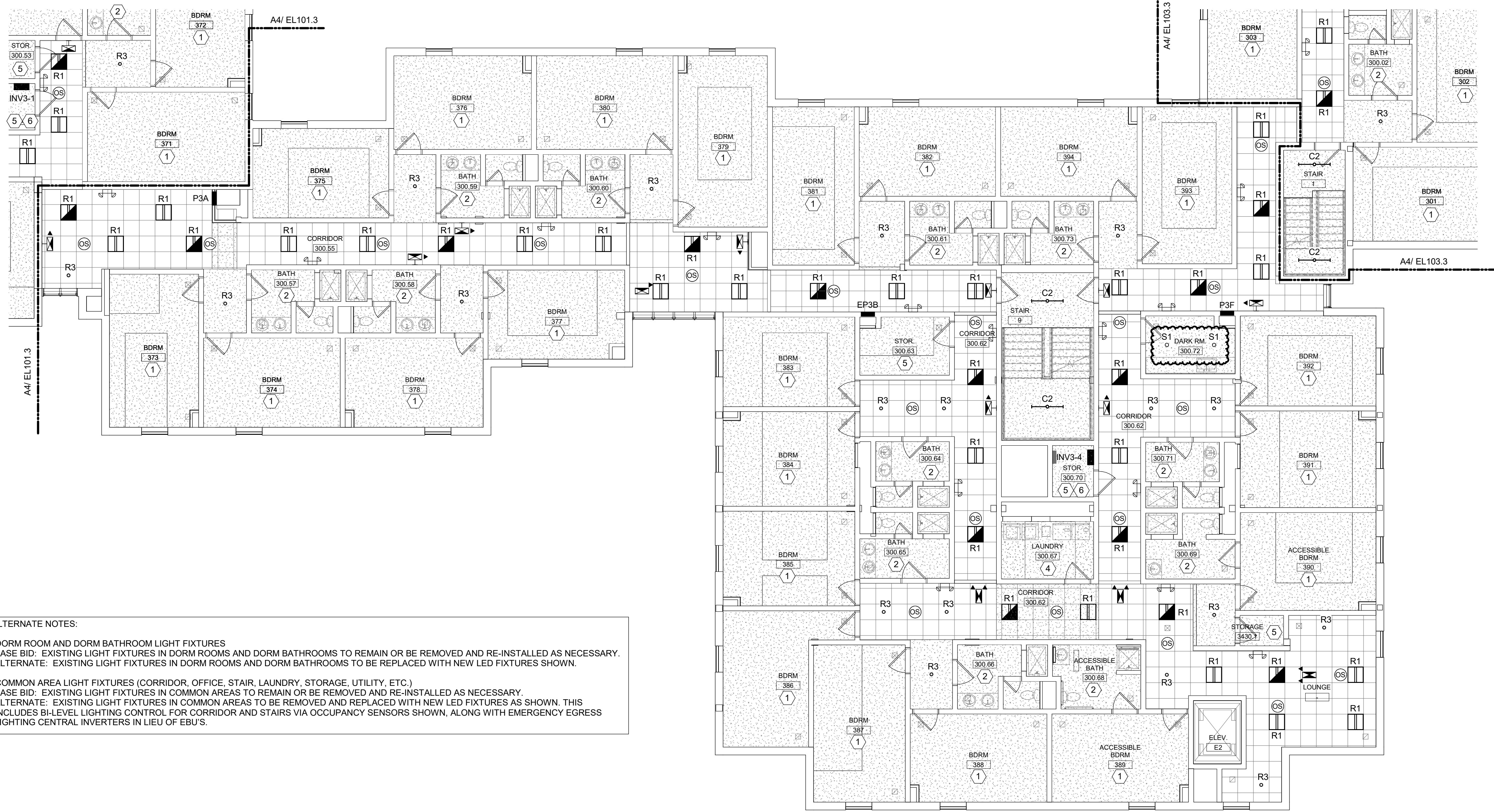
TITLE
PHASE 4 THIRD
FLOOR LIGHTING
REMOVALS & NEW
PLANS

SHEET
EL104.3



C6 PHASE 4 THIRD FLOOR ELECTRICAL REMOVALS - LIGHTING RCP
 1/8" = 1'-0"

D1 KEYNOTES- LIGHTING REMOVALS



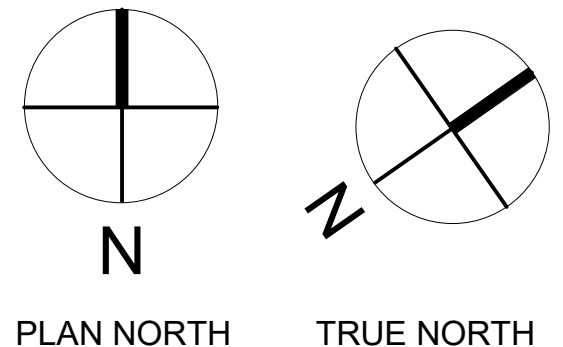
LIGHTING BID ALTERNATE NOTES:
 ALTERNATE 1- DORM ROOM AND DORM BATHROOM LIGHT FIXTURES
 a. BASE BID: EXISTING LIGHT FIXTURES IN DORM ROOMS AND DORM BATHROOMS TO REMAIN OR BE REMOVED AND RE-INSTALLED AS NECESSARY.
 b. ALTERNATE: EXISTING LIGHT FIXTURES IN DORM ROOMS AND DORM BATHROOMS TO BE REPLACED WITH NEW LED FIXTURES SHOWN.
 ALTERNATE 2- COMMON AREA LIGHT FIXTURES (CORRIDOR, OFFICE, STAIR, LAUNDRY, STORAGE, UTILITY, ETC.)
 a. BASE BID: EXISTING LIGHT FIXTURES IN COMMON AREAS TO REMAIN OR BE REMOVED AND RE-INSTALLED AS NECESSARY.
 b. ALTERNATE: EXISTING LIGHT FIXTURES IN COMMON AREAS TO BE REMOVED AND REPLACED WITH NEW LED FIXTURES AS SHOWN. THIS INCLUDES BILEVEL LIGHTING CONTROL FOR CORRIDOR AND STAIRS VIA OCCUPANCY SENSORS SHOWN, ALONG WITH EMERGENCY EGRESS LIGHTING CENTRAL INVERTERS IN LIEU OF EBUS.

LIGHTING CONTROL GENERAL NOTES:
 1. UNLESS NOTED OTHERWISE, LIGHTING SHALL BE CONNECTED TO EXISTING CIRCUITING AND CONTROLS.
 2. IN STAIRWELLS, LIGHTING SHALL BE CONTINUOUSLY ON AT 50% OUTPUT AND RAISE TO 100% OUTPUT UPON ACTIVATION OF ANY OCCUPANCY SENSOR IN THE STAIRWELL.
 3. IN CORRIDORS, LIGHTING SHALL BE CONTINUOUSLY ON AT 50% OUTPUT AND RAISE TO 100% OUTPUT UPON ACTIVATION OF ANY OCCUPANCY SENSOR IN THE INDICATED SWITCH GROUP.

- 1) TYPICAL DORM ROOM. REFER TO DETAIL D6 ON SHEET E400.
- 2) TYPICAL SMALL DORM RESTROOM. REFER TO DETAIL D3 ON SHEET E400.
- 3) TYPICAL SHARED DORM BATH, TYPE A. REFER TO DETAIL D4 ON SHEET E400.
- 4) TYPICAL LAUNDRY ROOM. REFER TO DETAIL C6 ON SHEET E400.
- 5) TYPICAL SMALL STORAGE ROOM OR CLOSET. REFER TO DETAIL C5 ON SHEET E400.
- 6) CENTRAL INVERTER TO BE LOCATED IN THIS ROOM. THIS INVERTER SHALL SERVE ALL EMERGENCY LIGHTS ON THIS FLOOR WITHIN THE BOUNDARIES OF THIS PHASE.
- 7) TYPICAL SMALL RESTROOM. REFER TO DETAIL D5 ON SHEET E400.
- 8) PROVIDE THIS EBU AND/OR REMOTE HEAD UNDER BASE BID AND ALL ALTERNATES.
- 9) TYPICAL SHARED DORM BATH, TYPE B. REFER TO DETAIL C4 ON SHEET E400.
- 10) PENDANT MOUNT LIGHT FIXTURES IN THIS ROOM AT 8'-6" AFF.

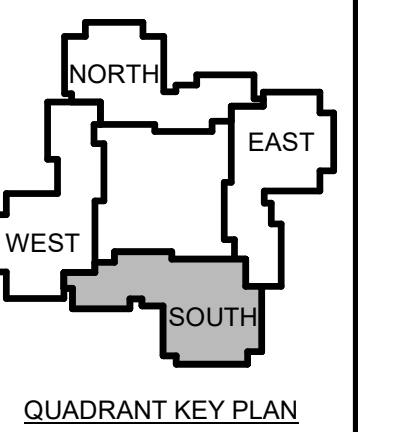
A1 KEYNOTES- NEW LIGHTING

GENERAL PHASING NOTE:
 THIS PROJECT IS SCHEDULED TO BE COMPLETED IN MULTIPLE PHASES. THE OWNER WILL OCCUPY ALL PORTIONS OF THE BUILDING THAT ARE NOT ACTIVELY UNDER CONSTRUCTION. IT IS THE RESPONSIBILITY OF THE CONTRACTOR TO MAINTAIN SERVICES TO ALL PARTS OF THE BUILDING NOT ACTIVELY UNDER CONSTRUCTION. SEE A2 / MEP000 FOR AN EXAMPLE STRATEGY TO MAINTAIN SERVICE TO OCCUPIED AREAS. INTERRUPTIONS IN SERVICE TO OCCUPIED AREAS SHALL BE KEPT TO A MINIMUM AND SHALL BE STRICTLY COORDINATED WITH MAINE MARITIME ACADEMY. SEE SHEET MEP000 FOR ADDITIONAL INFORMATION AND PHASING NOTES.



A6 PHASE 4 THIRD FLOOR LIGHTING RCP
 1/8" = 1'-0"

CURTIS HALL RENOVATIONS
 Maine Maritime Academy, Curtis Hall
 1 Pleasant Street, Castine, Maine 04421



2	12-1	Addendum #3
	5-23	
1	12-5	Addendum #1
	-23	

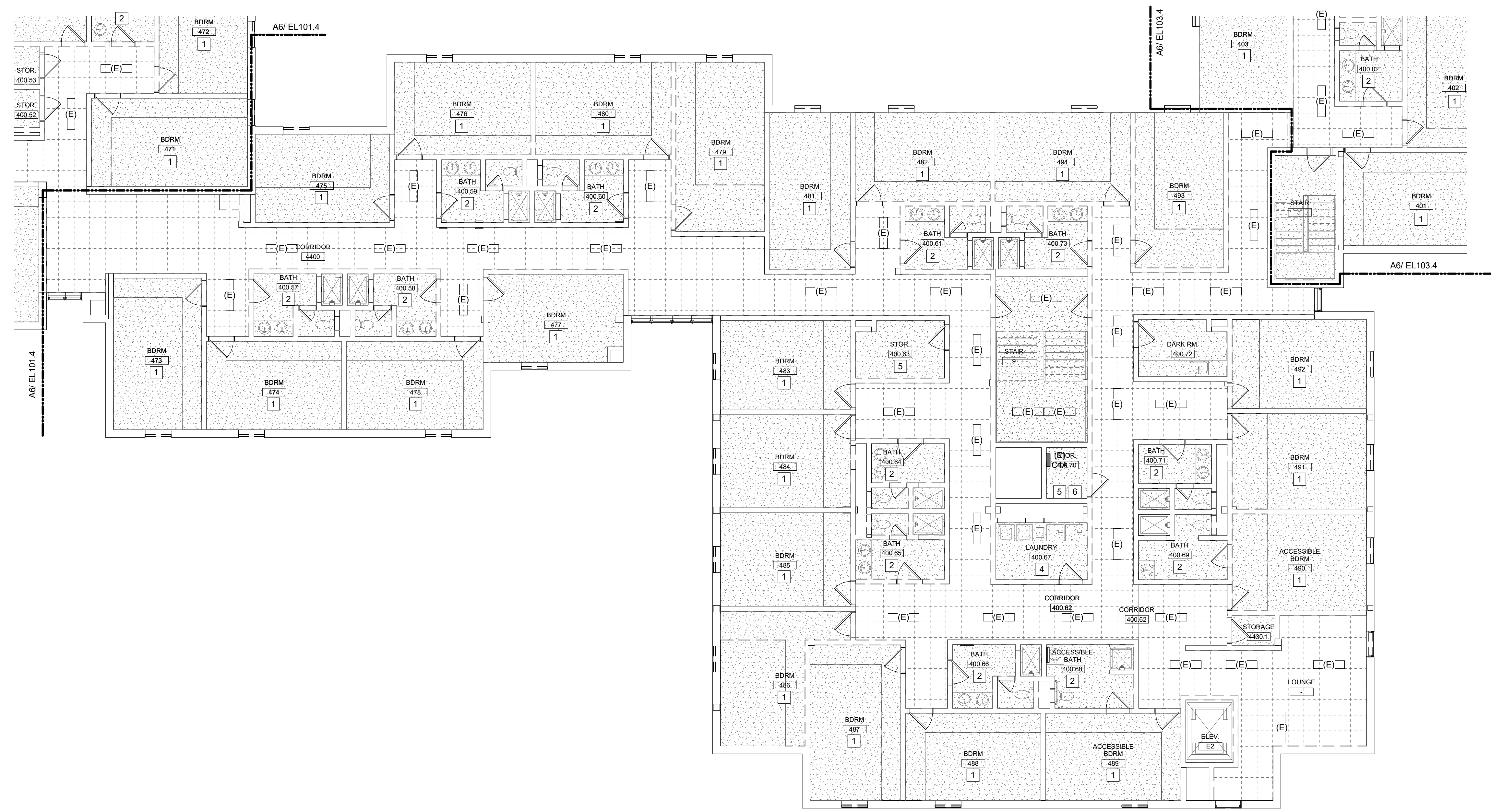
No. Date Description
 Revision Schedule

JOB NO.
076982

ISSUE
 100%
 CONSTRUCTION
 DOCUMENTS -
 ISSUED FOR
 BIDDING
 11/22/2023

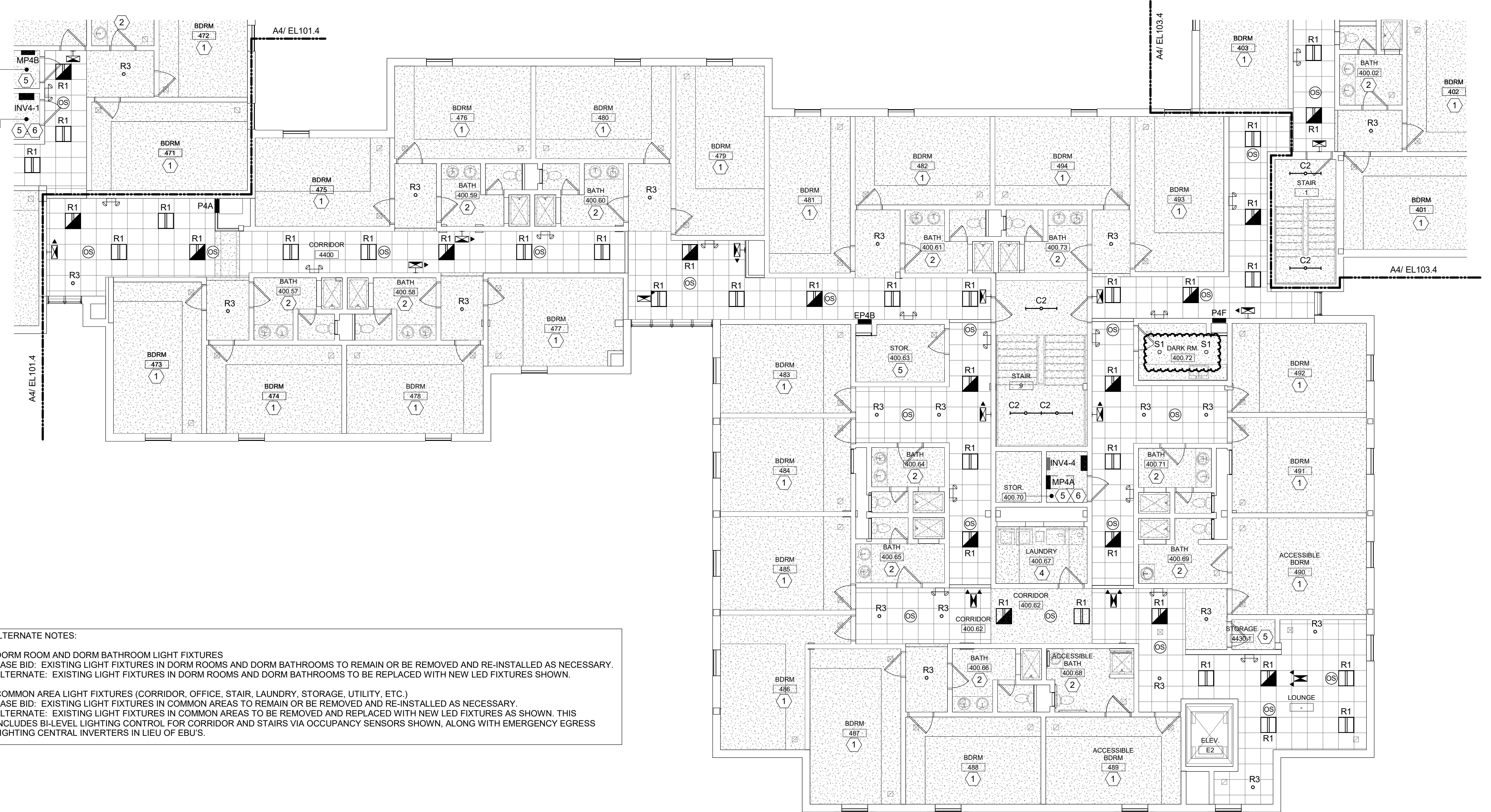
TITLE
 PHASE 4 FOURTH
 FLOOR LIGHTING
 REMOVALS & NEW
 PLANS

SHEET
EL104.4



C6 PHASE 4 FOURTH FLOOR ELECTRICAL REMOVALS - LIGHTING RCP
 1/8" = 1'-0"

D1 KEYNOTES- LIGHTING REMOVALS



LIGHTING BID ALTERNATE NOTES:

ALTERNATE 1- DORM ROOM AND DORM BATHROOM LIGHT FIXTURES
 a. BASE BID: EXISTING LIGHT FIXTURES IN DORM ROOMS AND DORM BATHROOMS TO REMAIN OR BE REMOVED AND RE-INSTALLED AS NECESSARY.
 b. ALTERNATE: EXISTING LIGHT FIXTURES IN DORM ROOMS AND DORM BATHROOMS TO BE REPLACED WITH NEW LED FIXTURES SHOWN.

ALTERNATE 2- COMMON AREA LIGHT FIXTURES (CORRIDOR, OFFICE, STAIR, LAUNDRY, STORAGE, UTILITY, ETC.)
 a. BASE BID: EXISTING LIGHT FIXTURES IN COMMON AREAS TO REMAIN OR BE REMOVED AND RE-INSTALLED AS NECESSARY.
 b. ALTERNATE: EXISTING LIGHT FIXTURES IN COMMON AREAS TO BE REMOVED AND REPLACED WITH NEW LED FIXTURES AS SHOWN. THIS INCLUDES BI-LEVEL LIGHTING CONTROL FOR CORRIDOR AND STAIRS VIA OCCUPANCY SENSORS SHOWN, ALONG WITH EMERGENCY EGRESS LIGHTING CENTRAL INVERTERS IN LIEU OF EBUS.

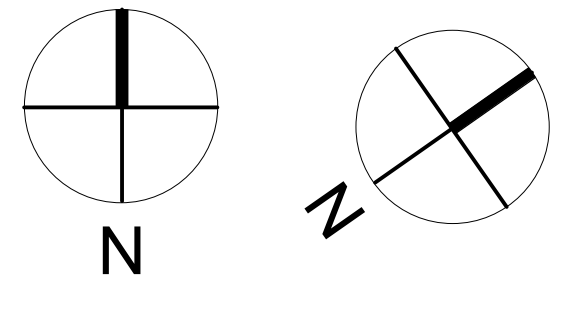
LIGHTING CONTROL GENERAL NOTES:

- UNLESS NOTED OTHERWISE, LIGHTING SHALL BE CONNECTED TO EXISTING CIRCUITING AND CONTROLS.
- IN STAIRWELLS, LIGHTING SHALL BE CONTINUOUSLY ON AT 50% OUTPUT AND RAISE TO 100% OUTPUT UPON ACTIVATION OF ANY OCCUPANCY SENSOR IN THE STAIRWELL.
- IN CORRIDORS, LIGHTING SHALL BE CONTINUOUSLY ON AT 50% OUTPUT AND RAISE TO 100% OUTPUT UPON ACTIVATION OF ANY OCCUPANCY SENSOR IN THE INDICATED SWITCH GROUP.

- TYPICAL DORM ROOM. REFER TO DETAIL D6 ON SHEET E400.
- TYPICAL SMALL DORM RESTROOM. REFER TO DETAIL D3 ON SHEET E400.
- TYPICAL SHARED DORM BATH, TYPE A. REFER TO DETAIL D4 ON SHEET E400.
- TYPICAL LAUNDRY ROOM. REFER TO DETAIL C6 ON SHEET E400.
- TYPICAL SMALL STORAGE ROOM OR CLOSET. REFER TO DETAIL C5 ON SHEET E400.
- CENTRAL INVERTER TO BE LOCATED IN THIS ROOM. THIS INVERTER SHALL SERVE ALL EMERGENCY LIGHTS ON THIS FLOOR WITHIN THE BOUNDARIES OF THIS PHASE.
- TYPICAL SMALL RESTROOM. REFER TO DETAIL D5 ON SHEET E400.
- PROVIDE THIS EBU AND/OR REMOTE HEAD UNDER BASE BID AND ALL ALTERNATES.
- TYPICAL SHARED DORM BATH, TYPE B. REFER TO DETAIL C4 ON SHEET E400.
- PENDANT MOUNT LIGHT FIXTURES IN THIS ROOM AT 8'-6" AFF.

A1 KEYNOTES- NEW LIGHTING

GENERAL PHASING NOTE:
 THIS PROJECT IS SCHEDULED TO BE COMPLETED IN MULTIPLE PHASES. THE OWNER WILL OCCUPY ALL PORTIONS OF THE BUILDING THAT ARE NOT ACTIVELY UNDER CONSTRUCTION. IT IS THE RESPONSIBILITY OF THE CONTRACTOR TO MAINTAIN SERVICES TO ALL PARTS OF THE BUILDING NOT ACTIVELY UNDER CONSTRUCTION. SEE A2 / MEP000 FOR AN EXAMPLE STRATEGY TO MAINTAIN SERVICE TO OCCUPIED AREAS. INTERRUPTIONS IN SERVICE TO OCCUPIED AREAS SHALL BE KEPT TO A MINIMUM AND SHALL BE STRICTLY COORDINATED WITH MAINE MARITIME ACADEMY. SEE SHEET MEP000 FOR ADDITIONAL INFORMATION AND PHASING NOTES.



A6 PHASE 4 FOURTH FLOOR LIGHTING RCP
 1/8" = 1'-0"

COPYRIGHT
 CHA Architecture
 Reuse or reproduction of the
 contents of this document is not
 permitted without written
 permission of CHA Architecture, P.C.

CURTIS HALL RENOVATIONS
 Maine Maritime Academy, Curtis Hall
 1 Pleasant Street, Castine, Maine 04421

2	12-1	Addendum #3
	5-23	
1	12-5	Addendum #1
	-23	

No.	Date	Description
		Revision Schedule

NOT FOR CONSTRUCTION

JOB NO.
076982

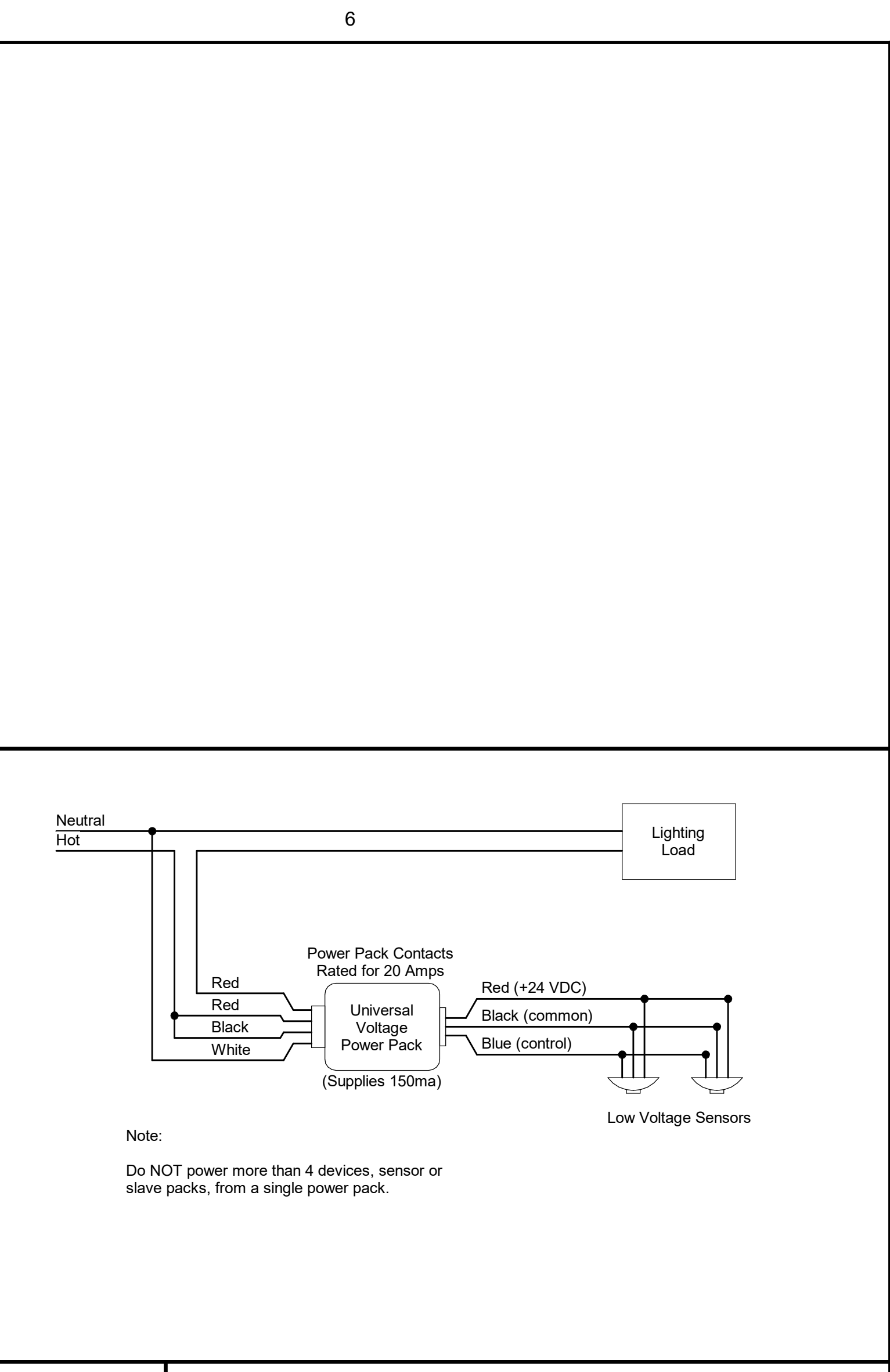
ISSUE
 100% CONSTRUCTION DOCUMENTS - ISSUED FOR BIDDING
 11/22/2023

TITLE
 LIGHTING FIXTURE SCHEDULE, NOTES AND DETAILS

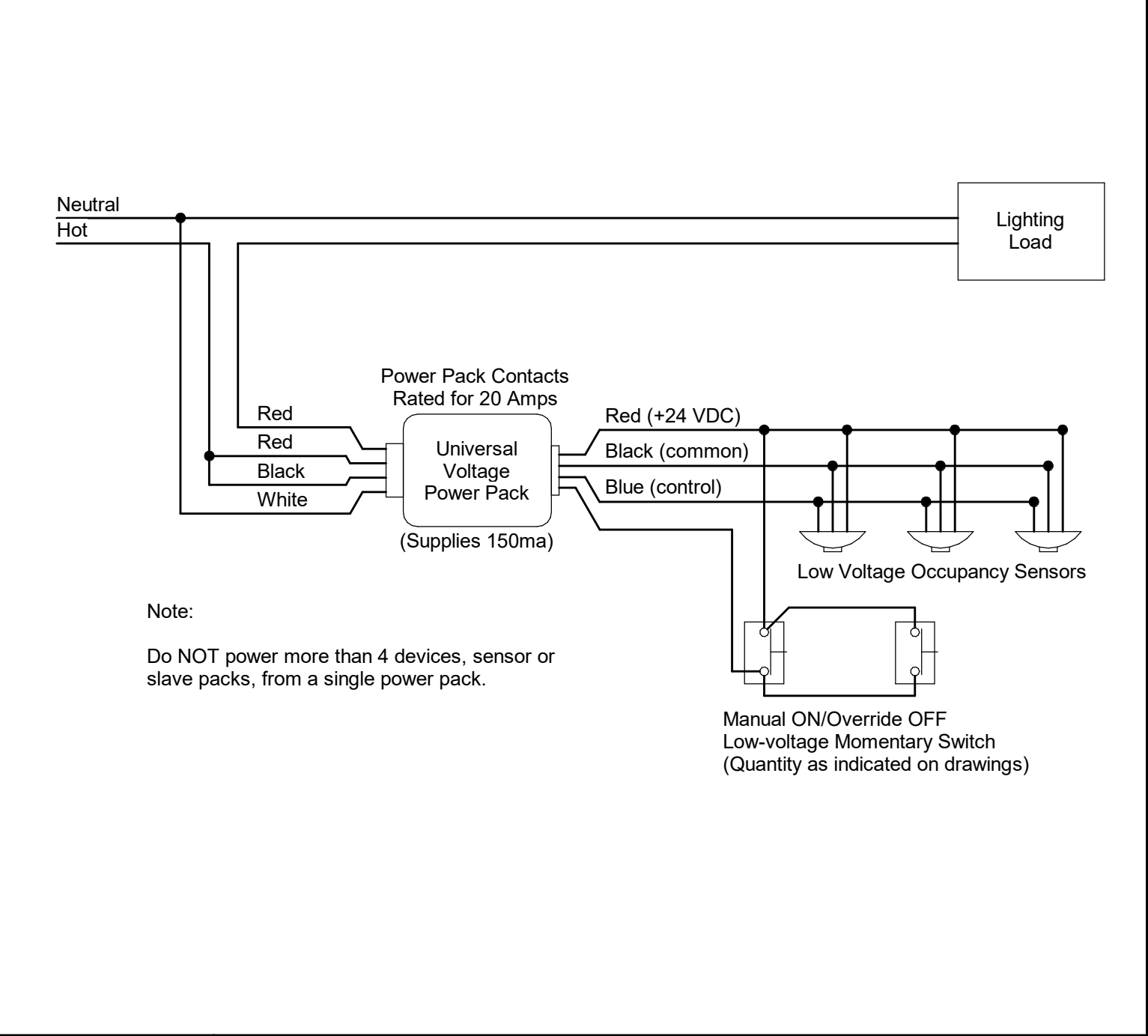
SHEET
EL600

TYPE	DESCRIPTION	MFR	CATALOG SERIES NUMBER - (SEE NOTES 1 AND 2)	MOUNTING	VOLTS	LAMP/LIGHT ENGINE				NOTES
						WATTS	DELIVERED LUMENS	CRI	TYPE	
C1	SURFACE MOUNTED LED - DORM ROOMS	KUZCO	FM3522	CEILING SURFACE	120	45	3765	80	LED ARRAY 3500K	
C2	SURFACE MOUNTED LED WITH INTEGRAL OCCUPANCY SENSOR & EMERGENCY BATTERY - STAIRWELLS	ORACLE	4-OC1-LED-4000L-DIM10-MVOLT-35K-85-0-EMG-LED-10W-FS-205	CEILING SURFACE	120	27	3489	85	LED ARRAY 3500K	9
C3	SURFACE MOUNTED LED - BATHROOMS	ORACLE	4-OC1-LED-5000L-DIM10-MVOLT-35K-85	CEILING SURFACE	120	37	4642	85	LED ARRAY 3500K	
R1	2x2 ARCHITECTURAL TROFFER	ORACLE	22-OVHP-LED-3400L-DIM10-MVOLT-35K-85	RECESSED	120	30	3771	85	LED ARRAY 3500K	
R2	2x2 LED FLAT PANEL	ORACLE	22-FPL1-LED-3000L-DIM10-MVOLT-35K-85	RECESSED	120	31	3632	85	LED ARRAY 3500K	
R3	4' RECESSED DOWNLIGHT, 60 DEG. (WIDE) DISTRIBUTION	MAXILUME	HH4-LED-1200L-DIM10-35K-HH4-4501-CL-WH-WD	RECESSED	120	14	1208	80	LED ARRAY 3500K	
R4	3" WIDE RECESSED LINEAR, 4' LONG	CORONET	LSR3-4-35-LOW-UNV-DB-**-FL	RECESSED	120	20	2020	90	LED ARRAY 3500K	
R5	2x4 LED FLAT PANEL	ORACLE	24-FPL1-LED-5000L-DIM10-MVOLT-35K-85	RECESSED	120	52	5877	80	LED ARRAY 3500K	
R6	2" PERIMETER FIXTURE	CORONET	PG2-**-35-LOW-UNV-DB-**-2"RG	RECESSED	120	9W/ft.	405 lum/ft.	80	LED ARRAY 3500K	11
R7	6" VANDAL RESISTANT DOWNLIGHT	LITON	DL36RX-115-T35	RECESSED	120	14	1500	80	LED ARRAY 3500K	
R8	1" RECESSED DOWNLIGHT	ELITE	A1R-TL-1102-LED-1000L-MD-35K-90-XX /A1R-LED-15W-DIM10-MVOLT-BP30	RECESSED	120	14	1008	90	LED ARRAY 3500K	
S1	5" SLIM SURFACE MOUNTED SHOWER LIGHT, NON-CONDUCTIVE	LITON	LCMP05R-TS35-PC	CEILING SURFACE	120	11	919	90	LED ARRAY 3500K	
S2	2' LINEAR SURFACE GRID-MOUNTED	DALUME	DCG1-2-9W-35K-UD-XX	CEILING SURFACE	120	18	1228	80	LED ARRAY 3500K	
S3	BENDABLE COVE FIXTURE	ACOLYTE	NLSP-4.535	COVE	120	4.5W/ft.	277 lum/ft.	80	LED ARRAY 3500K	11
P1A	DECORATIVE PENDANT	LUXX BOX	LX-IL-L-**-35-UNV	PENDANT 7'-0" AFF	120	25	2066	80	LED ARRAY 3500K	
P1B	DECORATIVE PENDANT	LUXX BOX	LX-IL-P-**-35-UNV	PENDANT 8'-0" AFF	120	25	2066	80	LED ARRAY 3500K	
P2	ENTRY CHANDELIER PENDANT (BRUNI)	KUZCO	CH24755-XX	PENDANT 8'-0" AFF	120	115	4650	90	LED ARRAY 3000K	
P3	LINEAR PENDANT	CORONET	LS2 UPDN-**-35-LOW-LOW-UNV-DB-**-AC-9A-FL-9B-FL	PENDANT 6'-0" AFF	120	10W/ft.	535/ft. INDIRECT 482/ft. DIRECT	80	LED ARRAY 3500K	11
P4A	DECORATIVE PENDANT	ARANCIA	P45-43-LN-S-U-O-C10-R7-**-*	PENDANT 8'-0" AFF	120	36	3180	80	LED ARRAY 3500K	
P4B	DECORATIVE PENDANT	ARANCIA	P44-21-LN-A-U-O-C5-R7-**-*	PENDANT 6'-0" AFF	120	12	1000	80	LED ARRAY 3500K	
U1	UTILITY STRIP, 2' LONG	ORACLE	2-OC1-LED-3000L-DIM10-MVOLT-35K-85	SURFACE	120	23	3176	80	LED ARRAY 3500K	
U2	UTILITY STRIP, 4' LONG	ORACLE	4-OC1-LED-5000L-DIM10-MVOLT-35K-85	SURFACE	120	37	4642	80	LED ARRAY 3500K	
W1	WALL MOUNTED CORNER LINEAR, BATHROOM VANITY	AXIS	ELSC-AR-500-80-35-CLS-*	WALL SURFACE TIGHT TO CEILING	120	30.42	500 lum/ft.	80	LED ARRAY 3500K	11
W2	WALL MOUNTED LINEAR, BATHROOM VANITY	AXIS	ELLE-AR-500-80-35-CLS-**-WS-**-DP-FL	WALL SURFACE SEE PLAN	120	30.42	500 lum/ft.	80	LED ARRAY 3500K	11
EBU	LED EMERGENCY BATTERY LIGHT	TELESIS	TCS-W-L63	WALL 7'-0" AFF	120	-	-	-	LED ARRAY	10
X1	EXIT SIGN WITH BATTERY BACKUP, LESS THAN 8' TALL	TELESIS	TLX-EM-GU-W	WALL OR CEILING SEE PLAN	120	-	-	-	LED ARRAY	4
INV	750W CENTRAL INVERTER WITH DIMMING OVERRIDE AND (5) OUTPUT CIRCUIT BREAKERS	EVENLITE	EMS750-C5	WALL SEE PLAN	120	-	-	-	-	10

- NOTES**
- THESE NUMBERS ARE NOT COMPLETE CATALOG NUMBERS. PROVIDE ALL REQUIREMENTS ON SCHEDULE, NOTES, SPECS, AND DRAWINGS COMBINED.
 - CATALOG SERIES NUMBERS ARE USED TO ESTABLISH A LEVEL OF QUALITY AND NOT INTENDED TO LIMIT COMPETITION.
 - VERIFY CEILING STRUCTURE AND MOUNTING HEIGHT PRIOR TO ORDERING ANY LIGHT FIXTURES.
 - PROVIDE WALL, CEILING, OR PENDANT MOUNTING AS INDICATED ON PLANS. PROVIDE NUMBER OF FACES AND ARROWS AS INDICATED.
 - COORDINATE LENGTH WITH CASEWORK & CABINET DETAILS.
 - FINISH TO BE SELECTED BY THE ARCHITECT FROM MANUFACTURER'S STANDARD OPTIONS.
 - PROVIDE REMOTE HEADS WHERE SHOWN ON PLANS.
 - MOUNT 6" BELOW FINISHED CEILING IN AREAS WHERE SCHEDULED MOUNTING HEIGHT CANNOT BE ACHIEVED.
 - PROVIDE FIXTURE WITH INTEGRAL OCCUPANCY SENSOR OPTION. FIXTURE SHALL OPERATE UNDER NORMAL CONDITIONS AT 50% OUTPUT. UPON MOTION DETECTION OR FIRE ALARM OR NORMAL POWER LOSS, FIXTURE SHALL AUTOMATICALLY BRIGHTEN TO 100% OUTPUT.
 - IF ALTERNATE #2 IS ACCEPTED, PROVIDE CENTRAL INVERTERS IN LIEU OF EBU EMERGENCY LIGHTS.
 - PROVIDE FIXTURE IN LENGTH AND ARRANGEMENT SHOWN ON PLANS.

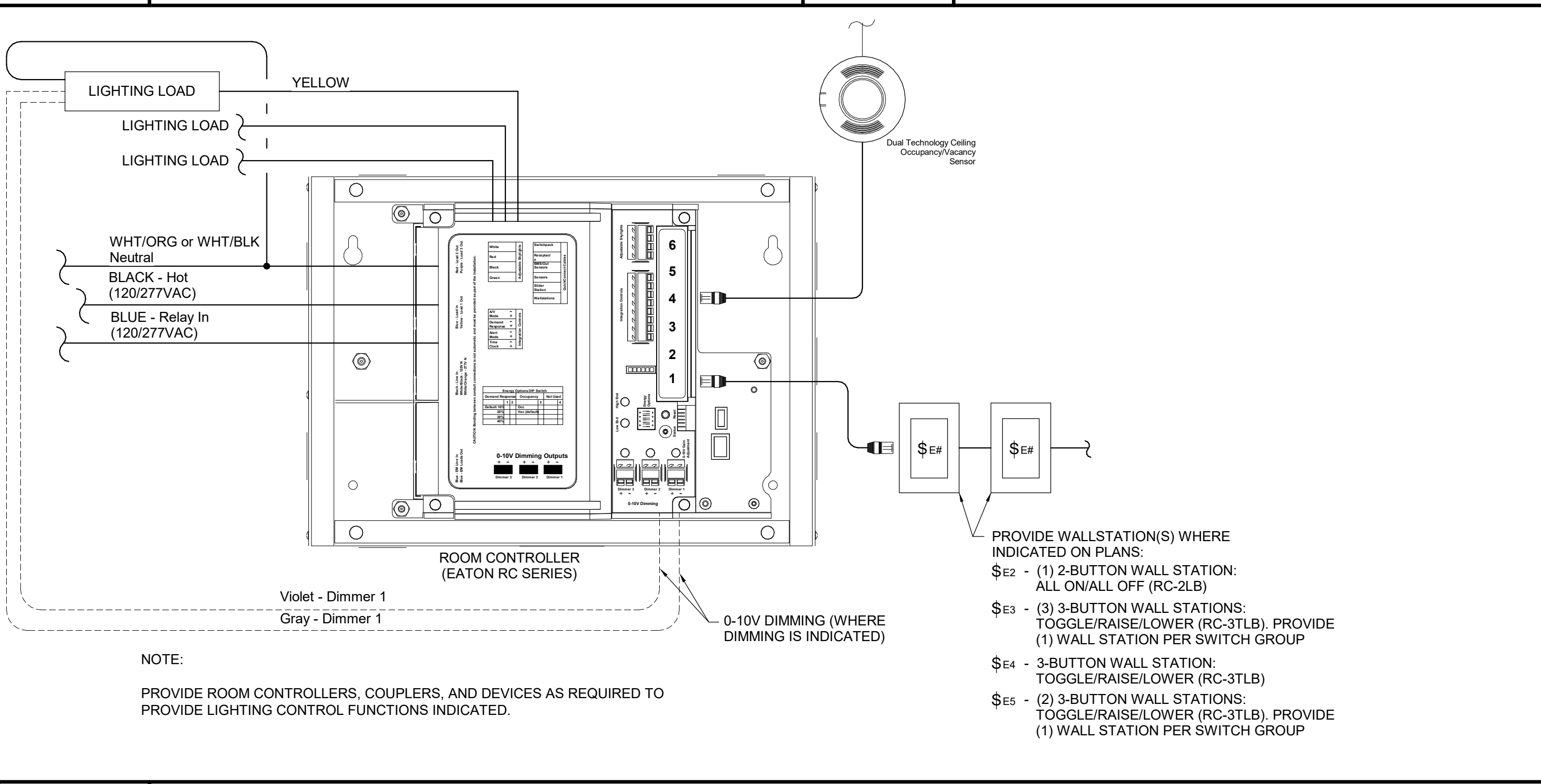


C5 LIGHTING CONTROL DETAIL - NOTE 5

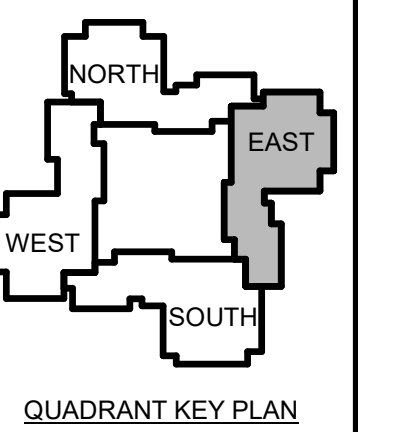


B5 LIGHTING CONTROL DETAIL - NOTE 1

- B4 LUMINAIRE SCHEDULE GENERAL NOTES**
- CATALOG SERIES NUMBERS ARE USED TO ESTABLISH A LEVEL OF QUALITY AND NOT INTENDED TO LIMIT COMPETITION. SERIES NUMBERS ARE NOT COMPLETE CATALOG NUMBERS. COMPLY WITH ADDITIONAL REQUIREMENTS IN SPECIFICATIONS AND DRAWINGS.
 - FIELD DIMENSION WALL COVE, WALL VALENCE AND WALL SLOT LIGHTING PRIOR TO ORDERING TO ENSURE PROPER FIXTURE LENGTHS. NOTIFY ARCHITECT OF ANY DISCREPANCIES IN LENGTHS SHOWN ON DRAWINGS AND ACTUAL FIELD DIMENSIONS. ADJUST LENGTHS OF ANY SPECIFIED FIXTURE AS DIRECTED BY ARCHITECT.
 - EXCEPT AS INDICATED OTHERWISE ON FIXTURE SCHEDULE, SUSPENDED LIGHT FIXTURES SHALL BE FURNISHED AND INSTALLED COMPLETE WITH STEEL STEM SETS, AND PIECES AND ALIGNERS WITH ALIGNER TYPE CANOPIES AS MANUFACTURED BY RESPECTIVE FIXTURE MANUFACTURER.
 - PENDANT MOUNTING HEIGHTS ARE TO BOTTOM OF FIXTURE. VERIFY EXACT MOUNTING HEIGHTS OF PENDANT FIXTURES WITH ARCHITECT PRIOR TO ROUGHING.
 - WALL MOUNT FIXTURE HEIGHTS ARE TO CENTERLINE UNLESS NOTED OTHERWISE. VERIFY EXACT MOUNTING HEIGHTS AND LOCATIONS OF WALL MOUNTED LIGHTING WITH ARCHITECT PRIOR TO ROUGHING.
 - REFER TO REFLECTED CEILING PLANS FOR EXACT LOCATION OF CEILING MOUNTED LIGHTING AND DEVICES.
 - PROVIDE TRIM AND MOUNTING ACCESSORIES FOR RECESSED LIGHTING FIXTURES WHICH ARE COMPATIBLE WITH THE TYPE OF CEILING CONSTRUCTION IN WHICH THEY ARE TO BE MOUNTED. REFER TO REFLECTED CEILING PLANS AND ROOM FINISH SCHEDULES.
 - LIGHT FIXTURE LOCATIONS IN MECHANICAL ROOMS AND ELECTRIC ROOMS ARE APPROXIMATE. INSTALL LIGHTING TO AVOID DUCTWORK, PIPING AND ELECTRICAL ITEMS.
 - PENDANT LINEAR FIXTURES SHALL SATISFY LENGTHS SHOWN ON DRAWINGS.
 - PROVIDE WIRE GUARDS WHERE INDICATED ON FLOOR PLANS.



A5 ROOM CONTROLLER DETAIL - NOTE 8



2	12-1 Addendum #3
5-23	
1	12-5 Addendum #1
-23	

No.	Date	Description
Revision Schedule		

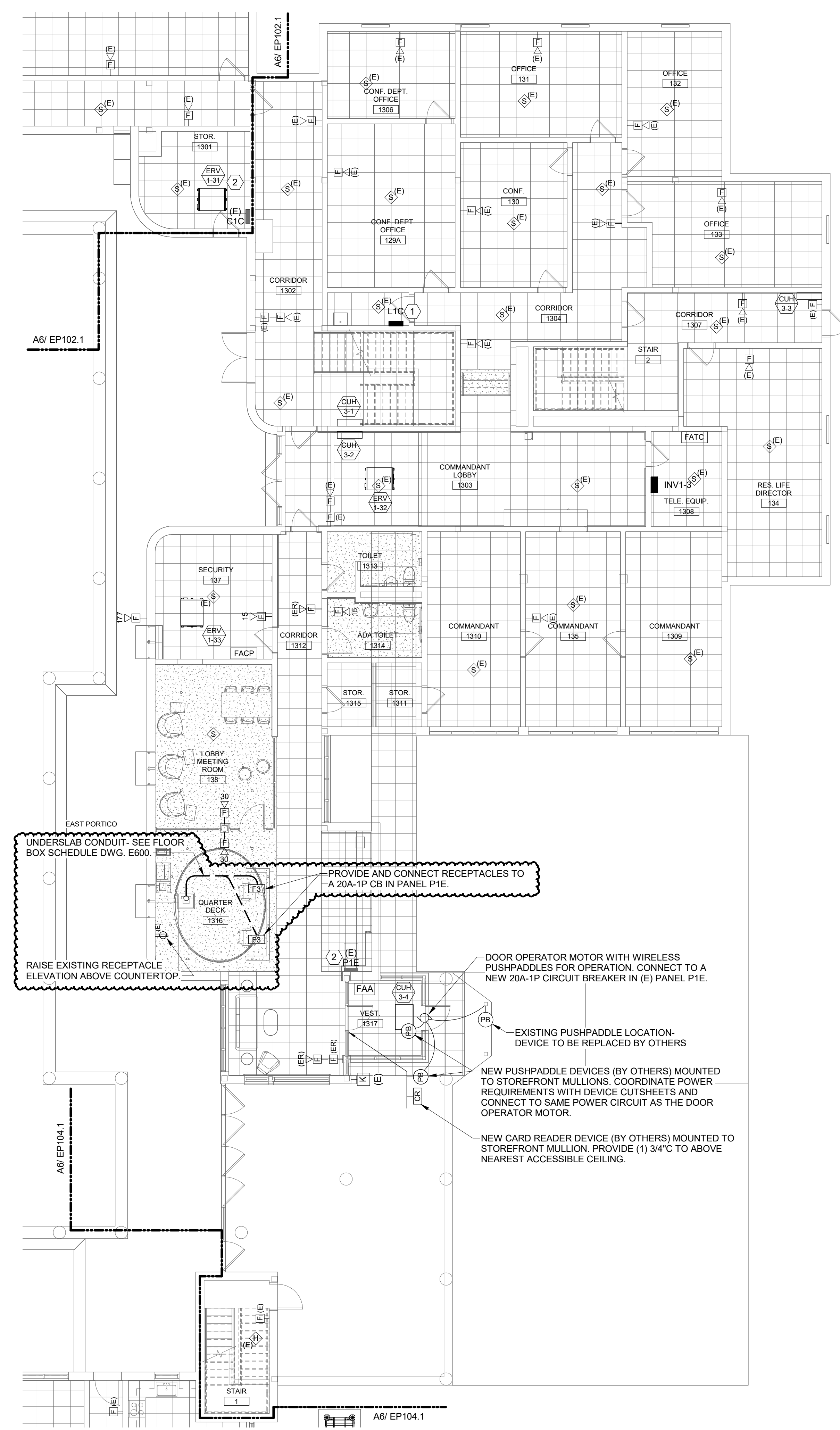
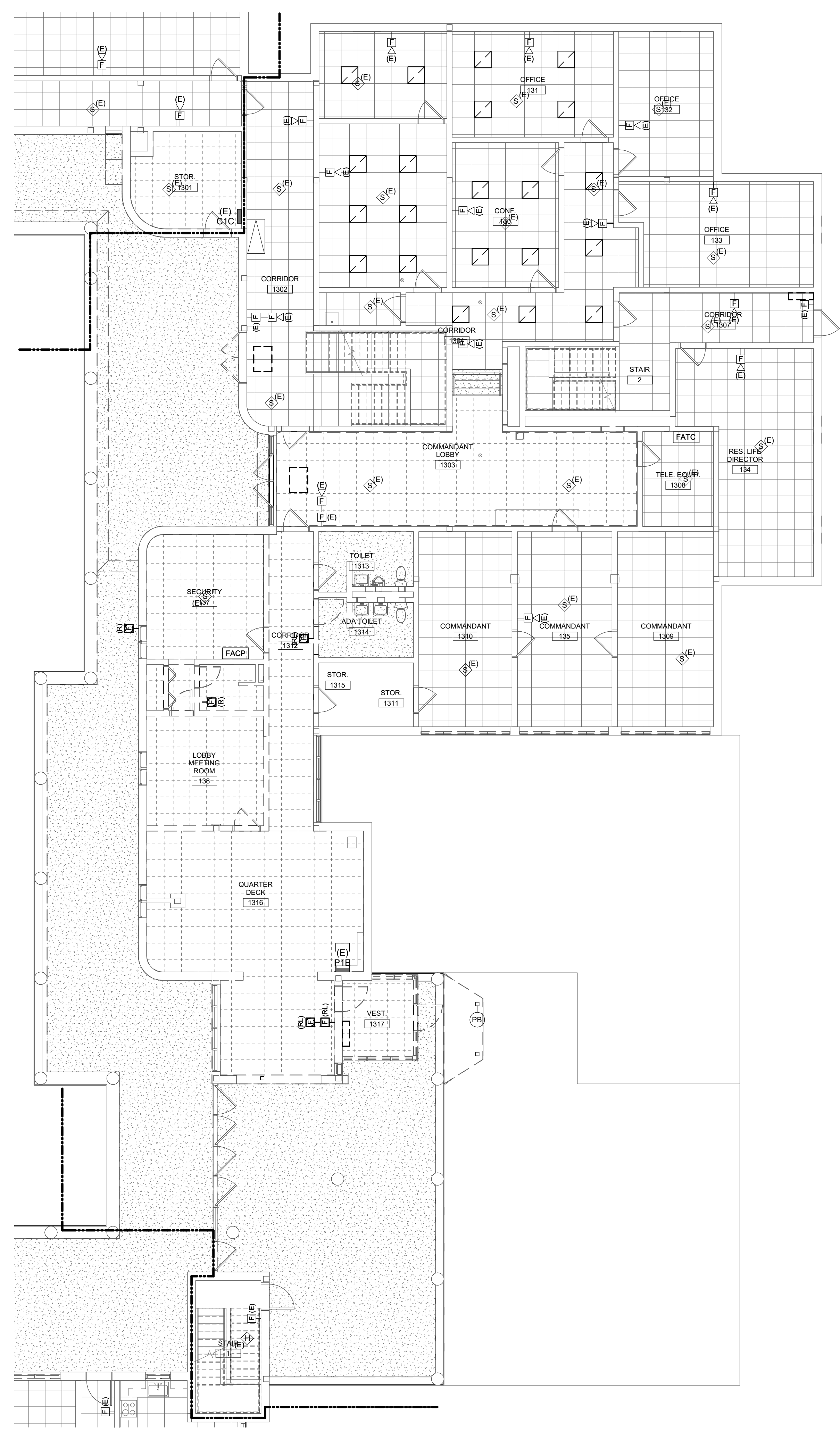
NOT FOR CONSTRUCTION

JOB NO.
076982

ISSUE
100%
CONSTRUCTION
DOCUMENTS -
ISSUED FOR
BIDDING
11/22/2023

TITLE
PHASE 3 FIRST
FLOOR POWER &
SYSTEMS
REMOVALS & NEW
PLANS

SHEET
EP103.1

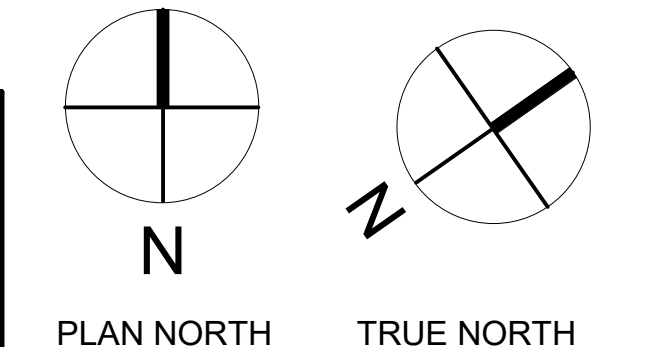


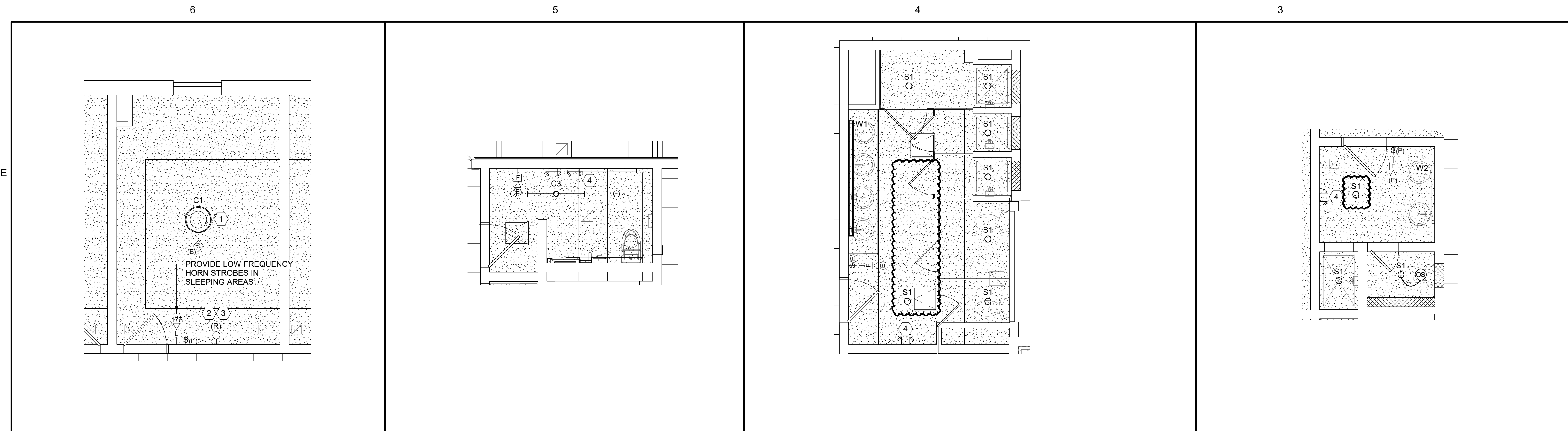
1 D1 KEYNOTES- POWER & SYSTEMS REMOVALS

- 1 EXISTING PANELBOARD TO BE REPLACED IN SAME PLACE. SEE NEW CONDITIONS POWER ONLINE DIAGRAM ON SHEET E501 FOR MORE INFORMATION.
- 2 EXISTING PANELBOARD TO REMAIN. SEE NEW CONDITIONS POWER ONLINE DIAGRAM ON SHEET E501 FOR MORE INFORMATION.
- 3 TYPICAL DORM ROOM. REFER TO DETAIL D6 ON SHEET E400 FOR FIRE ALARM DEVICES.

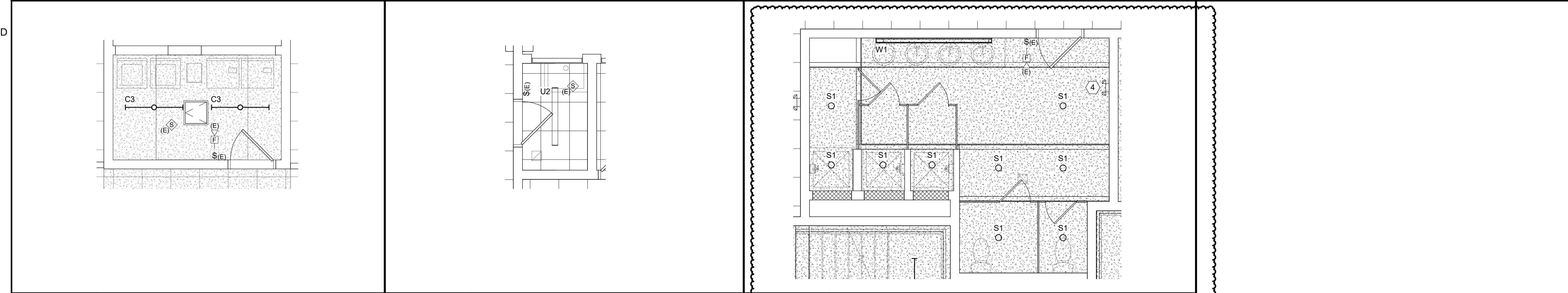
A1 KEYNOTES - NEW POWER & SYSTEMS

GENERAL PHASING NOTE:
THIS PROJECT IS SCHEDULED TO BE COMPLETED IN MULTIPLE PHASES. THE OWNER WILL OCCUPY ALL PORTIONS OF THE BUILDING THAT ARE NOT ACTIVELY UNDER CONSTRUCTION. IT IS THE RESPONSIBILITY OF THE CONTRACTOR TO MAINTAIN SERVICES TO ALL PARTS OF THE BUILDING NOT ACTIVELY UNDER CONSTRUCTION. SEE A2 / MEP000 FOR AN EXAMPLE STRATEGY TO MAINTAIN SERVICE TO OCCUPIED AREAS. INTERRUPTIONS IN SERVICE TO OCCUPIED AREAS SHALL BE KEPT TO A MINIMUM AND SHALL BE STRICTLY COORDINATED WITH MAINE MARITIME ACADEMY. SEE SHEET MEP000 FOR ADDITIONAL INFORMATION AND PHASING NOTES.





D6	TYPICAL DORM ROOM LIGHTING & FA PLAN	D5	TYPICAL SMALL BATH LIGHTING & FA PLAN	D4	TYPICAL SHARED DORM BATH TYPE A LIGHTING & FA PLAN	D3	TYPICAL SMALL DORM BATH LIGHTING PLAN
1/4" = 1'-0"		1/4" = 1'-0"		1/4" = 1'-0"		1/4" = 1'-0"	



C6	TYPICAL LAUNDRY ROOM LIGHTING RCP	C5	TYP STORAGE RM/CLOSET LTG & FA PLAN	C4	TYPICAL SHARED DORM BATH TYPE B LIGHTING & FA PLAN
1/4" = 1'-0"		1/4" = 1'-0"		1/4" = 1'-0"	

- 1 REMOVE EXISTING LIGHT FIXTURE AND MOUNT NEW LIGHT FIXTURE IN SAME PLACE. CONNECT TO EXISTING CIRCUIT AND CONTROLS FROM WHICH EXISTING FIXTURE WAS REMOVED.
- 2 UNDER THE BASE BID, ON FLOORS 2, 3, & 4, REMOVE EXISTING WALL MOUNTED LIGHT FIXTURES. IN ROOMS WITH FIXTURES MOUNTED TO RECESSED BOXES, PROVIDE BLANK COVERPLATES. IN ROOMS WITH SURFACE WIREWAY AND BOXES, REMOVE UNUSED ITEMS COMPLETELY. ON ALL OTHER FLOORS, THE WALL MOUNTED LIGHT FIXTURES SHALL BE EXISTING TO REMAIN.
- 3 UNDER ALTERNATE #3 ON FLOORS OTHER THAN 2, 3, & 4, REMOVE EXISTING WALL MOUNTED LIGHT FIXTURES. IN ROOMS WITH FIXTURES MOUNTED TO RECESSED BOXES, PROVIDE BLANK COVERPLATES. IN ROOMS WITH SURFACE WIREWAY AND BOXES, REMOVE UNUSED ITEMS COMPLETELY. ON ALL OTHER FLOORS, THE WALL MOUNTED LIGHT FIXTURES SHALL BE EXISTING TO REMAIN.
- 4 PROVIDE EMERGENCY BATTERY LIGHTS IN BATHROOMS UNDER BASE BID AND ALL ALTERNATES.

E3 KEYNOTES

DRAWING GENERAL NOTES:

1. THE LAYOUTS SHOWN ON THIS SHEET ARE INTENDED TO SHOW THE TYPICAL ARRANGEMENT OF LIGHT FIXTURES AND DEVICES. IT IS THE INTENT OF THIS DRAWING TO INDICATE THE TYPICAL QUANTITIES OF ITEMS AND THEIR GENERAL PLACEMENT IN THEIR RESPECTIVE ROOMS. ALL FINAL LAYOUTS SHOULD BE COORDINATED WITH ACTUAL SITE CONDITIONS AND THE REST OF THE PROJECT DOCUMENTS.
2. CONNECT NEW LIGHTING FIXTURE(S) TO EXISTING BRANCH CIRCUIT AND CONTROLS FROM WHICH EXISTING FIXTURES WERE REMOVED. EXTEND EXISTING WIRING TO NEW FIXTURE LOCATIONS AS REQUIRED.



COPYRIGHT
CHA Architecture
Reuse or reproduction of the contents of this document is not permitted without written permission of CHA Architecture, P.C.

CURTIS HALL RENOVATIONS
Maine Maritime Academy, Curtis Hall
1 Pleasant Street, Castine, Maine 04421

No.	Date	Description
2	12-1-23	Addendum #3
1	12-5-23	Addendum #1

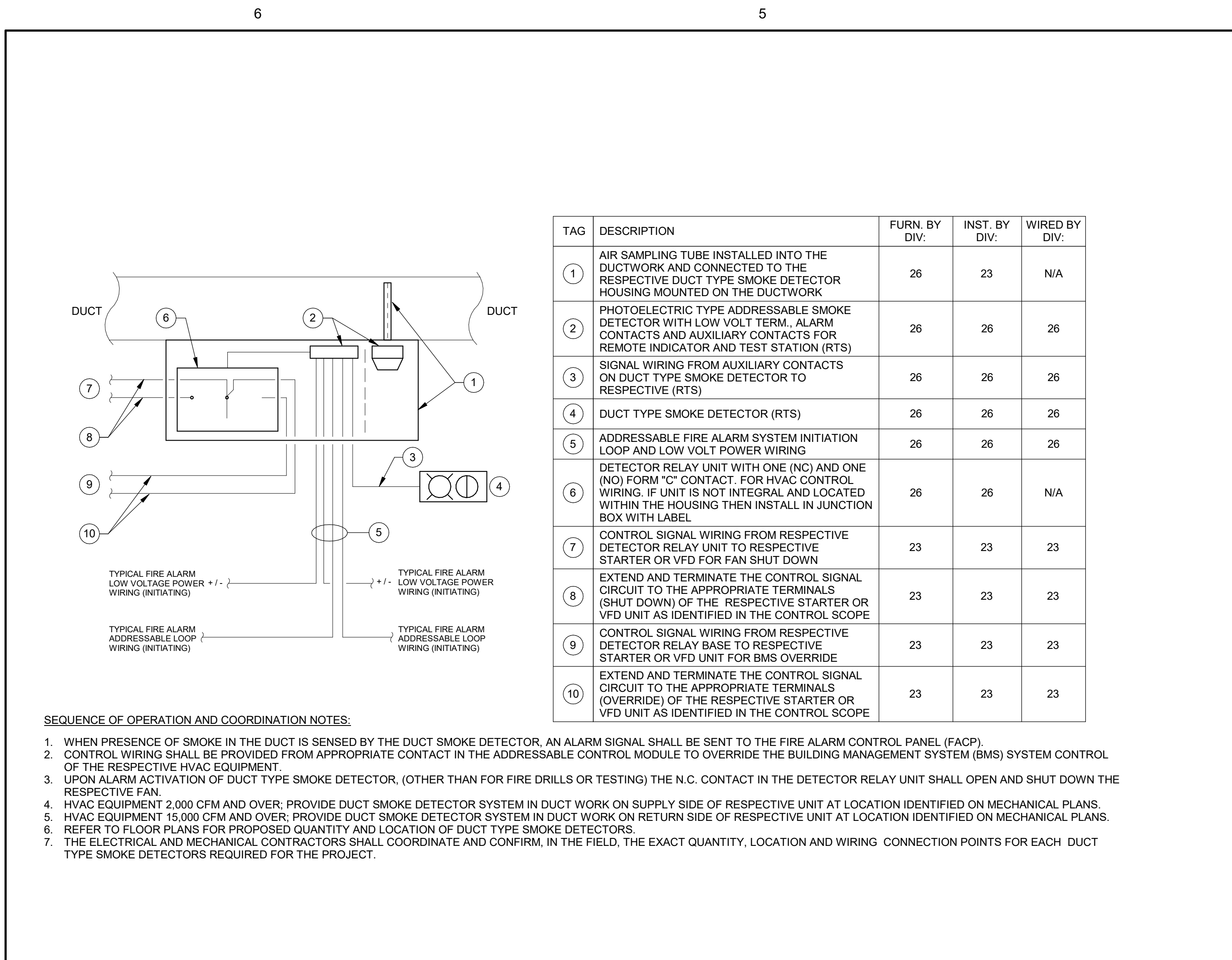
NOT FOR CONSTRUCTION

JOB NO.
076982

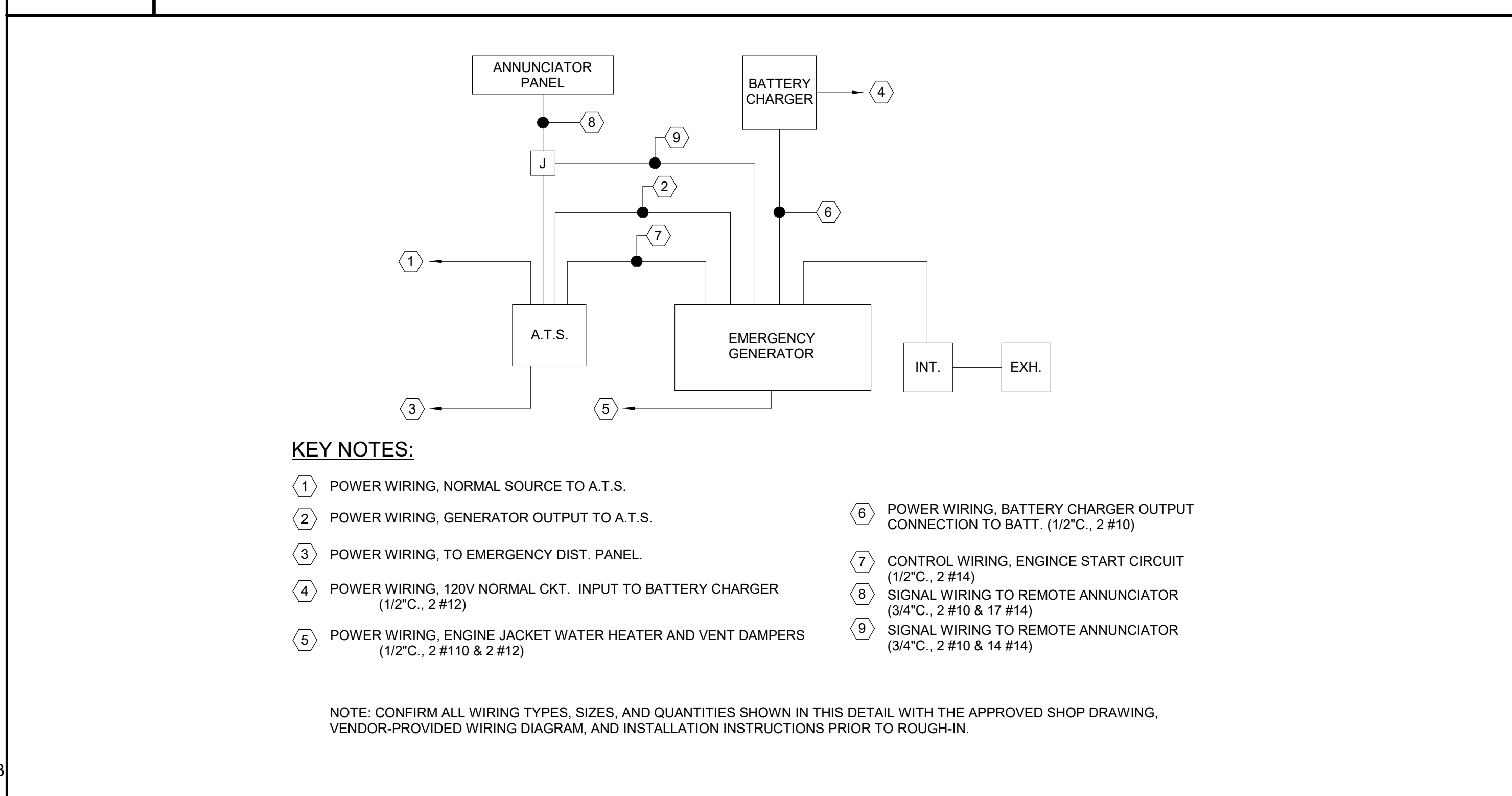
ISSUE
100% CONSTRUCTION DOCUMENTS - ISSUED FOR BIDDING
11/22/2023

TITLE
ELECTRICAL ENLARGED PLANS

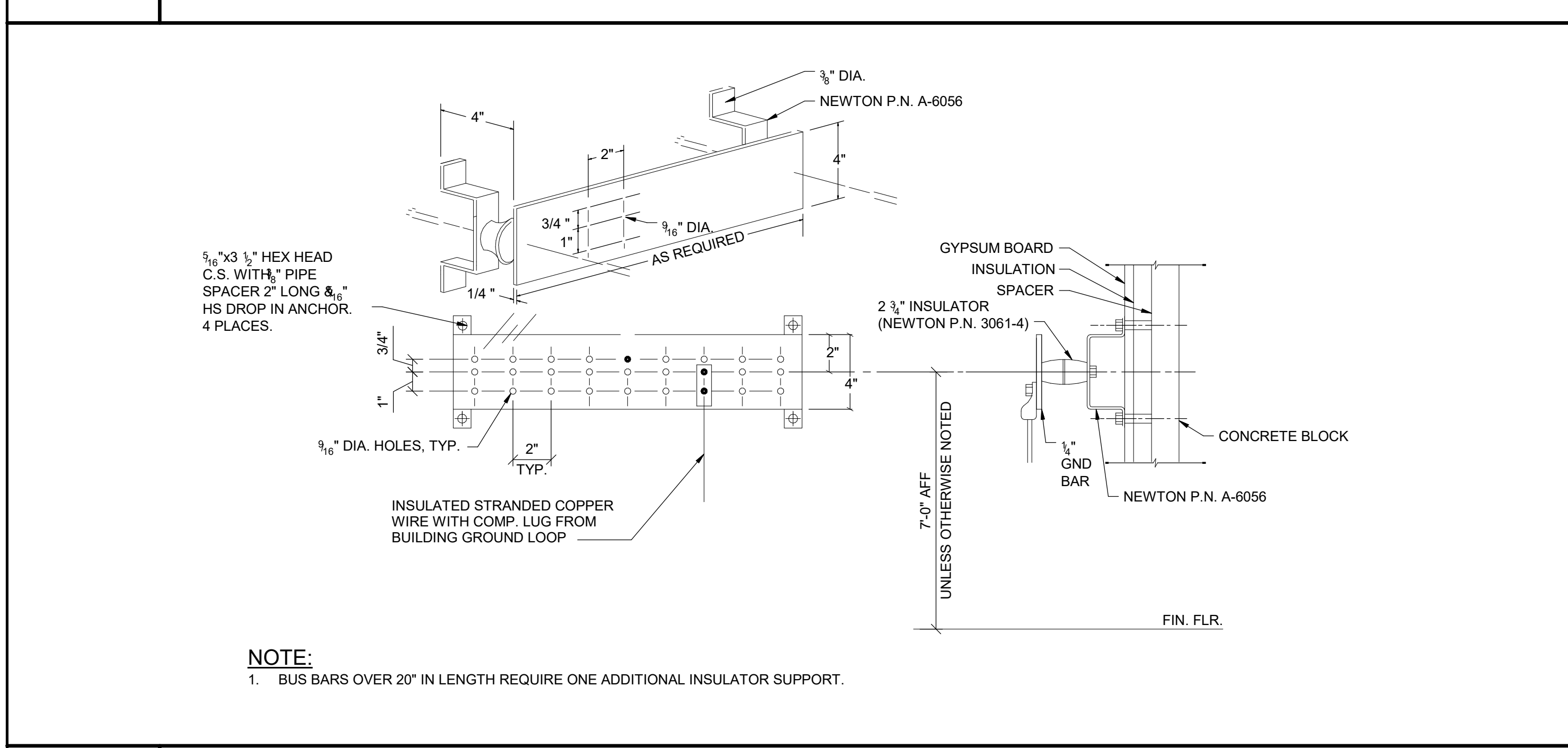
SHEET
E400



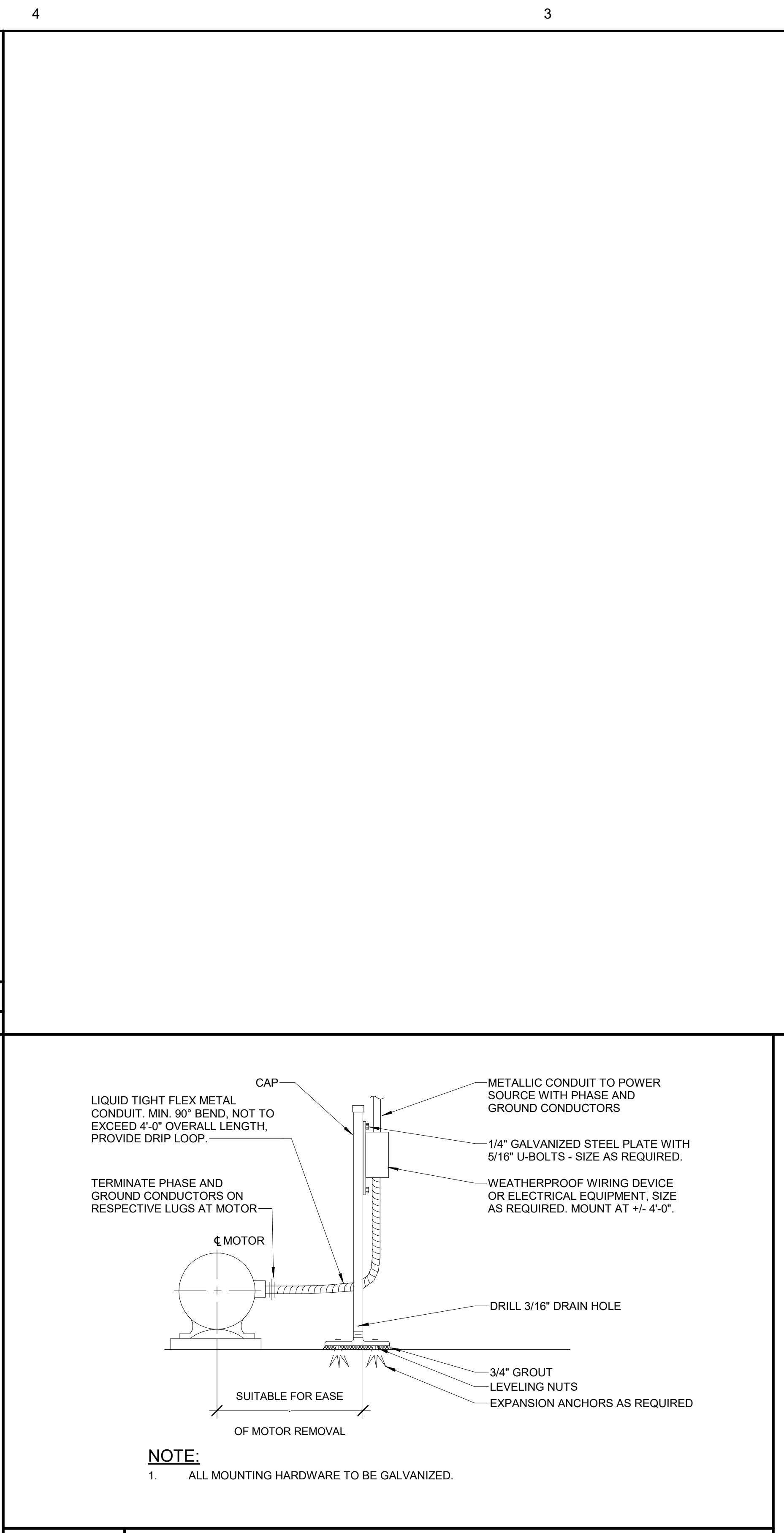
D6 DUCT SMOKE DETECTOR INSTALLATION & CONTROL INTERFACE WIRING DIAGRAM



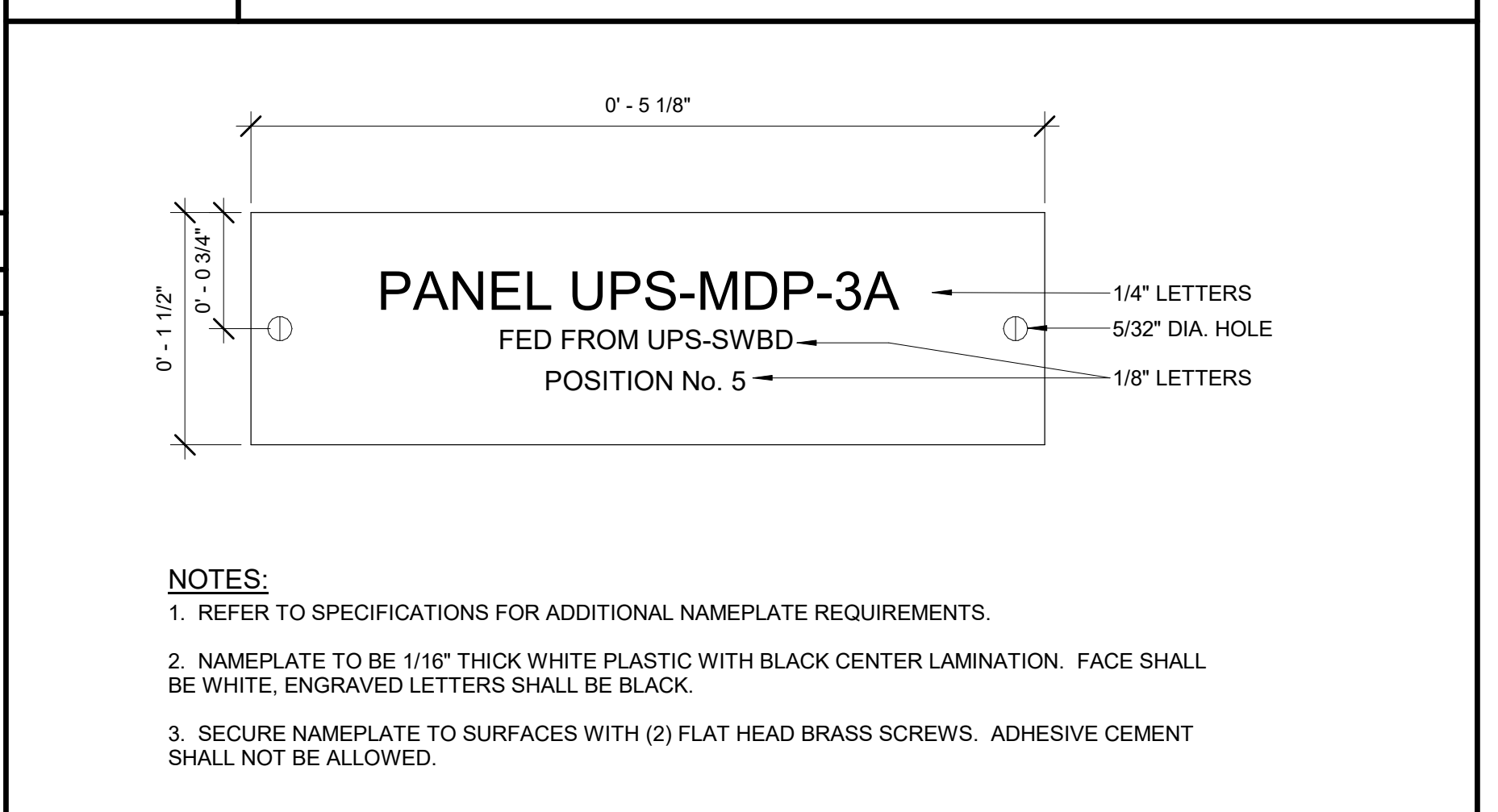
C6 EMERGENCY GENERATOR WIRING DIAGRAM



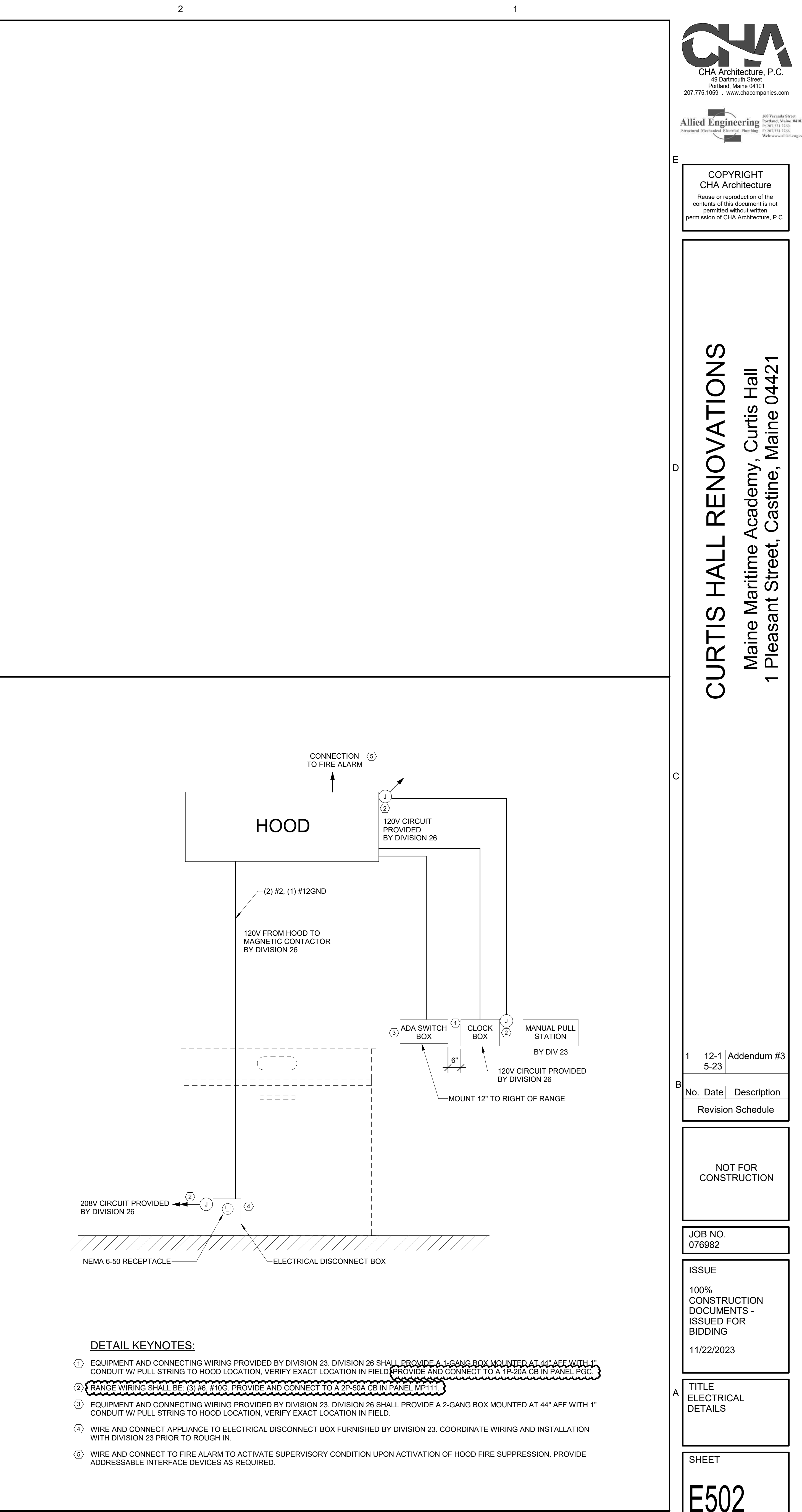
A6 TYPICAL 4" GROUND BAR DETAIL



C4 TYPICAL OUTDOOR MOTOR CONNECTION DETAIL



B4 TYPICAL NAME PLATE DETAIL



A2 LIGHT COMMERCIAL HOOD WIRING DETAIL

1	12-1	Addendum #3
No.	Date	Description
Revision Schedule		

NOT FOR CONSTRUCTION

JOB NO.
076982

ISSUE
100% CONSTRUCTION DOCUMENTS - ISSUED FOR BIDDING
11/22/2023

TITLE
ELECTRICAL DETAILS

SHEET

E502