


1 2 3 of using Farmers Market CVB!

1. Create an account



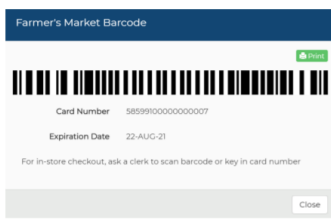
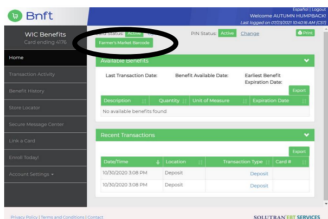
Download the Bnft app or visit [mybnft.com](https://www.mybnft.com) and click "sign up". Enter your card number, zip code, and birthdate, then create an account using an email address and password.

2. Plan your trip



Go to www.maine.gov/wic to see what farmers markets or farmer sale sites are ready to take CVB.

3. Shop!



When you've found your farmer and you're ready to check out, log into the app and click the button to show the barcode. If you're using a computer to print your barcode, make sure you bring it with you!



QR Codes

Open your phone's camera app and point it at one of the QR codes below to get started!



Apple App Store



Google Play Store



Find an eWIC Certified Farmer near you!