

Sea Urchin Zone Council Meeting April 9, 2015 in Brewer, ME

DMR staff: Trisha Cheney, Robert Russell, Carl Wilson, Brent Chasse and Patrick Keliher.

SUZC members: Larry Harris, Teresa Johnson, Dean Norris, Joe Leask, Clint Richardson, Tracey Sawtelle, Jason Leighton, Duane Carver, Mark Nickerson, Atchan Tamaki, Ed Fagonde and Chuon Muth.

SUZC members not present: Jeff Edwards and Steve Eddy.

Public: Brian Preney, William "Killer" Smith, Ian Emery, John Day II, Scott Wardington, Marcus Jones, Paul Cox, William Sutter, Aaron Gilpatrick, Josh Stoll, Fred Gray, Matt Day, Tim Peterson, John Polk, Tony Fitch, Jim Campbell, Brad Scott, Adam Scott, John Snider, Shawn Perry, Mike Potts, Sinuon and Robin Kennedy.

Meeting commenced at 6:06pm

Welcome and Introductions

B. Preney: As the departing council chair, I would like to start the meeting by going around the table and doing introductions of all the council members. Larry Harris, Teresa Johnson, Dean Norris, Teresa Johnson, Joe Leask, Clint Richardson, Joe Leask, Tracey Sawtelle, Jason Leighton, Duane Carver, Mark Nickerson, Atchan Tamaki, Ed Fagonde and Chuon Muth.

Approval of Meeting Minutes (03/27/14 & 06/05/14)

B. Preney: Our first order of business is to approve past meeting minutes. Since we did not have a quorum at the last meeting in June 2014, we need to approve the minutes from the past two meetings.

Approval of March 27, 2014 minutes. I. Emery motioned to approve and seconded by J. Leask. **VOTE:** Unanimous approval.

Approval of June 5, 2014 minutes. I. Emery motioned to approve and seconded by T. Sawtelle. **VOTE:** Unanimous approval.

Election of Officers

B. Preney: This is my last stint as chair of council. Before I step down I want to make a comment. I have been here since 1995 and am proud of what the council has done. One thing is that Zone 1 & 2 members have come together, and sometimes battled an adversary in DMR, however, things have gotten better. I am hoping this will continue. We get to elect members to this council so it is not all hand-picked DMR appointed members. We get to pick who will represent us. I believe it is very important and it is a right we have fought for at Legislature. We even get a representative on the DMR Advisory Council. I understand that DMR is considering doing away with this due to the election being a tedious process. I encourage you to write your legislators to keep that right.

T. Cheney: Thank you Brian. I would also like to acknowledge the other outgoing council members – Killer (W. Smith) and Ian Emery as well as the efforts of Bill Sutter who took the helm of this council for several years. Your efforts and dedication are greatly appreciated. I would also like to recognize the newly elected members of the council – Mark Nickerson, Jason Leighton and Duane Carver. Thank you for agreeing to serve. Finally, I would like to acknowledge Ed Fagonde who has graciously agreed to stay on the council in his appointed seat for one more meeting to help with the season setting as I am still seeking a Zone 2 Dragger for the position. Now we will move on to the Election of officers.

E Fagonde: Tracey would you want it?

T. Sawtelle: I don't want it. I would nominate Joe Leask.

J. Leask: I would do it if the council wanted me to.

VOTES:

Chair: Joe Leask 10 votes

Co-Chair: Tracey Sawtelle 9 votes, Clint Richardson 1 vote.

T. Cheney: We have a new Chair and Co-Chair – Joe Leask will be the new council chair and Tracey Sawtelle will serve as the new co-chair. Congratulations gentlemen.

DMR Updates

Landings & Survey Update [Appendix A for R. Russell's Slide Presentation]

R. Russell: When you look at landings over time, the fishery has been described as a classic boom-bust fishery. Higher prices have helped offset declining catches over the years, however. The recent value of the fishery has consistently been about \$5 million annually. We have observed an increase in Zone 1 landings in 2012-13 attributable to increase from 10 to 15 days. Also, there has been an increase in Zone 1 landings in 2013-14 due to increase in divers from 32 to 37, 44% increase in person-days, and increase in mean daily diver landings by about 50 lbs., although draggers declined 200 lbs. There has also been an increase in days and daily landings probably because of better weather. When we look at landing over the past two seasons, the 2014-15 season landings seem to be tracking closely to the year before. Note that landings totals for Sep-Dec. for the current season (2014-15) are very similar to last year for that period. The price was about \$0.10 higher than last year as of the end of December. It is unclear at this time whether the Zone 1 trip (tote) limits have significantly reduced landings. Landings for January-March 2015 may have been low because of the weather. For the number of active harvesters, note the reduction in participants, both divers and draggers, in Zone 2, but increasing numbers of active divers in Zone 1. The ratio of Dived to Dragged landings has been around 60/40 for some time. The increasing age of harvesters, particularly divers, is a concern – the average age of a diver is 51 in Zone 1 and 49 in Zone 2 while for draggers the average Zone 1 dragger is 56 and for Zone 2 it is 53. Finally, our 2014 survey results show a slight uptick in both zones, but probably within the margin of error for the survey. The stock status has been relatively stable at low levels since 2004.

D. Norris: That last bar in the survey biomass is the biggest jump we have seen in a long time.

M. Nickerson: Do you survey the same locations every year?

R. Russell: Yes. We have nine different areas we survey and within each are five fixed stations that we go to each year and 11 randomly chosen stations.

D. Norris: We will see if this uptick shows up again for a second year.

J. Campbell: How far south do you sample?

R. Russell: Kennebunk, but last year and this year we have dropped those stations to directed sampling in other areas as we have found no urchins there. Overall, our science recommendation is that we are fishing too much. Our removal target for the fishery is 1 million pounds and we have consistently overharvested, landing around 1.5 million pounds. So, the discussion should be what does the council want the fishery to look like long term? Recovery?

J. Campbell: Do you have any information regarding the total available biomass?

R. Russell: We have looked at that, at what are "fishable" densities while conducting the survey, and what the actual exploitable biomass is.

J. Campbell: Yes, you have provided this information in the past – the fishable biomass is way low. So there is no new information?

R. Russell: We have the densities/m² and that is what that table is.

B. Preney: I recommend that we not shut down Zone 1. Tenants Harbor looked good this year. With the tray limit in place, people are not hand sweeping and are starting to leave stuff behind. Closed down the fishery for what? If urchins are going to survive, they will. Urchins won't survive south of Pemaquid. The fact that urchins aren't there with no fishing – what will a closure accomplish?

R. Russell: Yes, there has been a flip to an algal dominated state, and the type of algae that has reestablished in southern Maine is not the preferred food source of urchins. Larry Harris' work shows that the urchin state won't come back.

B. Preney: I think the tote limit will help. If DMR can't tell us what happened in the Sheepscot and why the urchins died off there, then I have no confidence your recommendation for closure. This is what will make the Cat Ledges Pilot Project more interesting - if we move urchins there and they die. There has been MSX poisoning of oysters in the Sheepscot – is it a coincidence that the urchins died out at the same time?

J. Campbell: What about the “white death” from oysters?

R. Russell: That is *Didendum* and it is everywhere now. It's an invasive species.

M. Jones: We started seeing a lot of smalls in the dive survey in 2012, and we saw them survive this year from 20mm up. I was impressed with Zone 1 last year.

R. Russell: We ended up with some pretty good random sites as well.

J. Campbell: I saw carpets of small urchins, the biggest urchin beds I have seen in a long while.

R. Russell: We are hopeful that this uptick will become a trend.

T. Cheney: Maggie also compiled some tables with license information by Zone, Gear and Season (**Appendix B**). In 2014 there were a total of 317 commercial licenses issued – 156 divers, 139 draggers and 10 rakers with a few unknown gear types for tribal licenses. There were also 46 tenders, 11 buyers and 5 processors.

J. Campbell: What about the tribal licenses? Can they issue as many as they want?

P. Keliher: There are a certain number of commercial licenses in law for the Passamaquoddy tribe. Other tribes asked the Legislature for them, but didn't get the commercial licenses. They are, however, allowed by law to get sustenance licenses which are for personal use. We still have some issues with these. We have been able to prove they can't fish in a closed area for conservation.

Campbell: Do they still have right to fish where they want in Zone 1?

Keliher: Yes, for sustenance use only. Only a limited number of commercial licenses are available.

2015-16 Season Recommendations [Appendix C for slides]

T. Cheney: For the 2015-16 season, the management recommendation is for status quo – Zone 1 with 15 days and 12 totes and Zone 2 for 38 days and 7 totes. The Department, however, wishes to move forward next season with a swipe card system which would allow for the timely collection of landings data. Each harvester would be given a card that is to be swiped when selling their product to a buyer. We would like to roll out the swipe cards this season to get the groundwork laid and logistics worked out first. In the meantime, the council and industry would be given time to work out the details of how they would like to utilize the system to possibly allow for the flexibility of industry to pick their own days, as we need to also consider the buyers and processors needs for this. Currently there is a bill in the legislature that would facilitate the implementation of swipe cards that would prohibit the ability of tenders to sell the catch as the swipe card would need to always be in the possession of the harvester only. Also, we would like to explore the possibility of requiring fixed buying stations as this would aid in our biological sampling and data collection needs. Finally, while we are recommending status quo for this current season, all of the recent measures that have

been taken to reduce the season and implement tote limits were only aimed at stemming the decline in the resource, not to rebuild it. With the stock at a very low level of productivity, there is a very significant chance of collapse due to environmental or biological factors. We have not been able to achieve the target of 1 million pounds of landings with the recent measures and the Department has begun to have conversations around a total overhaul to the management of this fishery, which could include a Total Allowable Catch (TAC) with individual quotas (IQ) issued annually, the elimination of the zones, closures to protect areas with remaining urchins, and possibly the use of tracking systems to better understand where removals are coming from and fleet dynamics. However, for this meeting, we will focus solely on the season setting and can discuss these other longer term measures at subsequent meetings.

Atchan: The truck is only for transport, not for doing business in the elver fishery. Why is this different for urchins?

T. Sawtelle: I don't like the idea of the swipe cards.

Chuon: We need to go back to a three day week! The five day week is killing us!!!

J. Leask: I would like to move to discussions on setting the season.

Discussion: 2015-16 Season

M. Nickerson: I would like to make a motion for Zone 1 to be the same as last year with 15 days, 12 totes. Seconded by T. Sawtelle.

J. Leask: Any discussion? The specific days are to be worked out in the groups. Seeing none, I will move this to a vote. **VOTE: Unanimous. MOTION PASSES.** How about Zone 2? I would like to move for the same as last year with 38 days and 7 totes. Seconded by T. Sawtelle.

Chuon: We need a three day week. December stacked days.

Sinuon: This year we are already buying for 5 days. I like the idea of a swipe card, but we could be up there for 7 days!

D. Norris: What about a week with a storm for the whole week? You would get no urchins that week.

Chuon: In December the price is going down. We lost our market share because Russian took over because we are too expensive. It is a three step process - fishermen, buyer, and processor. You can hold urchins three or four days. For a three day week we only stay in a hotel one night.

M. Jones: We had the days separated for divers and draggers. We have three buyers left.

J. Leask: We can settle this when we discuss the days.

Chuon: The Federal Wildlife service fines me \$100 per shipment because they didn't have a chance to inspect before shipping overseas.

J. Leask: I have heard that the Feds are inspecting more exports.

Atchan: That is a different issue that we don't need to talk about here. Last year we did this because divers wanted to go Mon-Wed, and Zone 2 draggers wanted to fish scallops Mon-Wed.

Sinuon: Some guys wouldn't even fish urchins when the price was down, they fished for scallops instead.

J. Polk: Why do the early season guys have to go days late in the season?

E. Fagonde: Last year there was a lot of effort in December. If it wasn't for scallops this year, there would have been a lot of eggs on the market in December.

J. Leask: We do run that risk having both seasons open at the same time.

Chuon: December was always a high price in past years. We are losing a big amount of market share itself in Japan because we are not a reasonable price.

M. Jones: What is a reasonable price?

D. Carver: I just want to make sure I will bring home my diver at night safely. My prime concern is that we have been out in 60mile an hour winds and all it takes is one mechanical mistake. We have lost a lot of divers over the years. When we are forced to go out for three days you don't get a chance to hunt or move around. I have seen things improving in the Beals and Jonesport area. We had a good price for scallops too. I am a little skeptical of stretching the week out. We are trying to conserve here. These are my prime concerns.

J. Polk: We are trying to conserve and rebuild both the urchin and scallop fishery. We need to have the seasons overlap more for conservation.

Killer: I tended divers for years and I didn't see the conflict with draggers. We used to always go on the same days. Reason it got changed is that some guys who had both licenses wanted to do both.

J. Leighton: Up in Cobscook, there are 100 boats dragging. Up in the bay where I dive, it would be a problem right there if both went on the same day.

T. Fitch: Why are we talking about scallops? This is an urchin meeting!

J. Leask: We have a motion on the table to accept 38 days and 7 totes. **Vote: UNANIMOUS. MOTION PASSES.**

[BREAK for groups to negotiate specific calendar days – see **Appendix C** for resulting calendars]

*Larry Harris had to leave, so votes taken by remaining 11 council members.

ZONE 1 CALENDARS

Zone 1 Dive Early Season: Motion to approve negotiated calendar by C. Richardson, seconded by M. Nickerson. **VOTE: UNANIMOUS. MOTION PASSES.**

Zone 1 Dive Late Season: Motion to approve negotiated calendar by M. Nickerson, seconded by D. Norris.

T. Peterson: Why the Wednesdays off?

M. Nickerson: To give the divers a rest. They did not want to fish five days in a row.

C. Richardson: Did you see the average age of the divers? That's why.

VOTE: UNANIMOUS. MOTION PASSES.

Zone 1 Drag Early Season: Motion to approve negotiated calendar by C. Richardson, seconded by E. Fagonde. **VOTE: UNANIMOUS. MOTION PASSES.**

Zone 1 Drag Late Season: Motion to approve negotiated calendar by C. Richardson, seconded by T. Sawtelle. **VOTE: UNANIMOUS. MOTION PASSES.**

ZONE 2 CALENDARS

Zone 2 Dive Early Season: Motion to approve negotiated calendar by D. Norris, seconded by M. Nickerson.

Chun: Why the two days in the second week of December?

J. Leask: That is the status quo and when all the seasons converge.

D. Carver: Use the December 13th week to rest up.

Chun: There is a big demand on December 21, 22 and 23.

J. Leask: Historically, the demand has dropped at that time. And you have the late season draggers to help fill that week in. So, there will be product available.

VOTE: 10 for, 1 against (Chun), MOTION PASSES.

Zone 2 Dive Late Season: Motion to approve negotiated calendar by C. Richardson, seconded by T. Sawtelle. **VOTE: 9 for, D. Norris and Atchan abstained. MOTION PASSES.**

Zone 2 Drag Early Season: Motion to approve negotiated calendar by J. Leighton, seconded by T. Sawtelle.

Chun: I don't like December 26, we have families that we want to be with too for Christmas.

T. Sawtelle: Why don't we move December 26 to December 30?

Chun: OK.

Motion to approve amended negotiated calendar by J. Leighton, seconded by T. Sawtelle. **VOTE: UNANIMOUS. MOTION PASSES.**

Zone 2 Drag Late Season: Motion to approve negotiated calendar by C. Richardson, seconded by T. Sawtelle. **VOTE: UNANIMOUS. MOTION PASSES.**

WHITING & DENNY'S' BAYS CALENDARS

Whiting & Denny's' Bays Dive Early Season:

Chun: There should be more than nine days or a higher weight limit in there to encourage fishing there.

P. Cox: They cleaned them out there good this year. It will be really good there next year.

T. Cheney: Also, it is hard to have two different tote limits, it is not enforceable.

Motion to approve negotiated calendar by J. Leighton, seconded by T. Sawtelle. **VOTE: UNANIMOUS. MOTION PASSES.**

[NOTE: This calendar had to be amended by DMR staff prior to rulemaking to ensure consistency with the Zone 2 calendar set days. Therefore, November 30 was moved to December 15. See Appendix E to see this amended calendar which was proposed for rulemaking.]

Whiting & Denny's' Bays Dive Late Season:

Tim Peterson: Why Tuesdays in March?

J. Leighton: That is what they had this year, status quo.

Motion to approve negotiated calendar by m. Nickerson, seconded by D. Norris. **VOTE: UNANIMOUS. MOTION PASSES.**

Whiting & Denny's' Bays Drag Early Season: Motion to approve negotiated calendar by T. Sawtelle, seconded by J. Leighton. **VOTE: UNANIMOUS. MOTION PASSES.**

Whiting & Dennys' Bays Drag Late Season: Motion to approve negotiated calendar by M. Nickerson, seconded by C. Richardson.
VOTE: UNANIMOUS. MOTION PASSES.

[NOTE: This calendar had to be amended by DMR staff prior to rulemaking to ensure consistency with the Zone 2 calendar set days. Therefore, December 2, 3 and 10 were moved to December 8, 23 and 29. See Appendix F to see this amended calendar which was proposed for rulemaking.]

Unfinished Business

J. Leask: We should put on the next agenda the Cat Ledges Pilot Project and bring back up the Fishery Management Plan for the next meeting.

Next Meeting Date

Tentatively Thursday, May 7, 2015. Location and time TBD.

Meeting adjourned at 9:15pm.

DRAFT

APPENDIX A

Robert Russell's Slide Presentation

Monitoring and Assessment of Maine's Sea Urchin Resource

Margaret Hunter
Robert Russell
Lessie White, Jr.

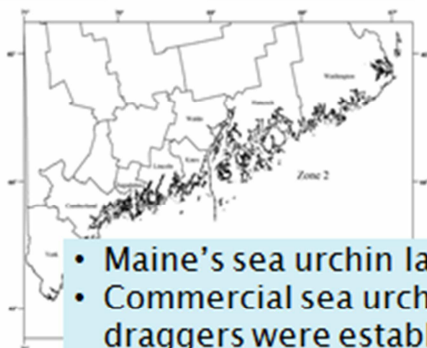
Maine Dept. of Marine Resources. April 9, 2015



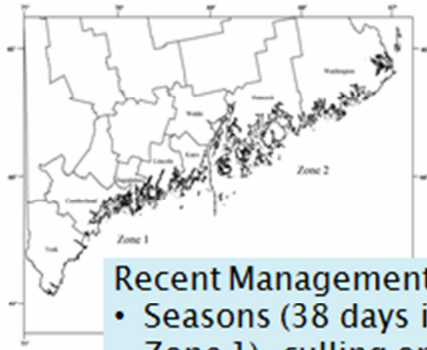
Photo by Rachel Feaney, NEC, Sept. 2009



www.maine.gov/dmr



- Maine's sea urchin landings began to climb in 1987
- Commercial sea urchin fishing licenses for divers and dragners were established in 1992
- The fishing season was closed during the summer beginning in 1993
- A minimum size limit (2 in.) went into effect in 1994
- Two exclusive zones were created in 1995, with more restrictive seasons.
- Since then there have been a series of further restrictions, including a max size limit (3 in.), closed entry, and much shorter seasons.

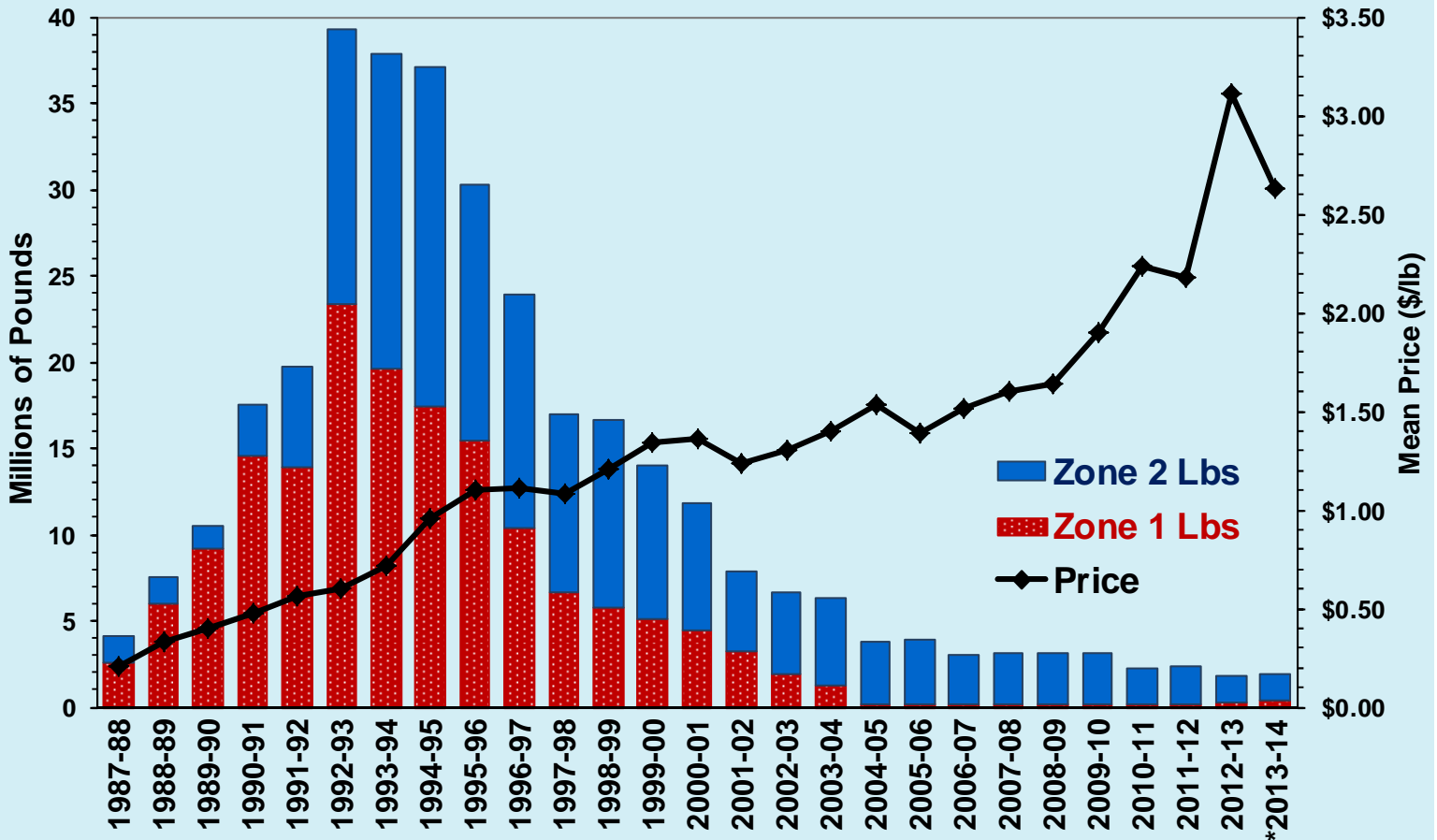


Recent Management Changes

- Seasons (38 days in Zone 2 and 15 days in Zone 1), culling on bottom, and mandatory reporting
- And, most recently, daily trip limits (7 trays or about 640 lbs in Zone 2 in 2013-14, 12 trays or about 1000 lbs in Zone 1 in 2014-15).



Maine Sea Urchin Landings by Fishing Season



*Preliminary

Season	Pounds by Season			Value	Price
	Zone 1	Zone 2	Total	\$	\$/lb
2000-01	4,426,427	7,391,533	11,817,960	16,119,624	1.36
2001-02	3,202,928	4,647,644	7,850,572	9,717,479	1.24
2002-03	1,952,361	4,748,271	6,700,632	8,758,199	1.31
2003-04	1,293,602	5,040,920	6,334,522	8,860,609	1.40
2004-05	156,803	3,630,293	3,787,096	5,802,979	1.53
2005-06	112,192	3,740,713	3,852,905	5,371,416	1.39
2006-07	154,991	2,874,500	3,029,491	4,581,572	1.51
2007-08	179,367	2,769,861	2,949,228	4,860,788	1.65
2008-09	138,683	2,960,823	3,099,506	5,089,928	1.64
2009-10	121,710	2,991,471	3,113,181	5,902,851	1.90
2010-11	148,767	2,152,866	2,301,633	5,143,371	2.23
2011-12	181,226	2,149,873	2,331,099	5,081,370	2.18
2012-13	273,371	1,564,810	1,838,181	5,721,560	3.11
*2013-14	384,143	1,539,565	1,923,708	5,067,105	2.63

*Nearly final as of 3-2-15, pending audits

Maine Sea Urchin Landings in Pounds

2013-14

Month	Zone 1	Zone 2	Price/lb
Sep	182,023	0	\$2.19
Oct	15,747	312,505	\$2.64
Nov	0	195,327	\$2.54
Dec	186,373	450,164	\$2.90
Jan	*	127,230	\$2.48
Feb	0	224,649	\$2.56
Mar	0	229,690	\$2.48
Total	384,143	1,539,565	\$2.63

* January included in December

2014-15

Month	Zone 1	Zone 2	Price/lb
Sep	176,136	22,819	\$2.10
Oct	28,520	346,394	\$2.63
Nov	0	187,859	\$3.23
*Dec	133,958	511,054	\$2.96
Jan			
Feb			
Mar			

* December is missing some late dealer data.

Totals			
Sep-Dec	384,143	957,996	\$2.69

Totals			
Sep-Dec	338,614	1,068,126	\$2.79

Number of Active Harvesters (sold at least 2 lots)

		Zone 1	Zone 2	Total
2011-12	Divers	29	111	140
	Draggers	7	94	101
	Total	36	205	241

		Zone 1	Zone 2	Total
2013-14	Divers	37	78	115
	Draggers	6	80	86
	Rakers	0	3	3
	Total	43	161	204

		Zone 1	Zone 2	Total
2014-15 As of 12-31-14	Divers	36		
	<i>extremely preliminary, missing some late dealer data</i>			

2013-14 Landings (lbs) by Zone and Gear Type

Zone	Dive & Rake	Drag	Total
1	304,669	79,474	384,143
2	849,852	689,713	1,539,565
Total	1,154,521	769,187	1,923,708

Zone	Dive & Rake	Drag	Total
1	16%	4%	20%
2	44%	36%	80%
Total	60%	40%	100%

Nearly final as of 3-2-15, pending audits.

2014-15 Mean Age of Active Harvesters as of December 31, 2014

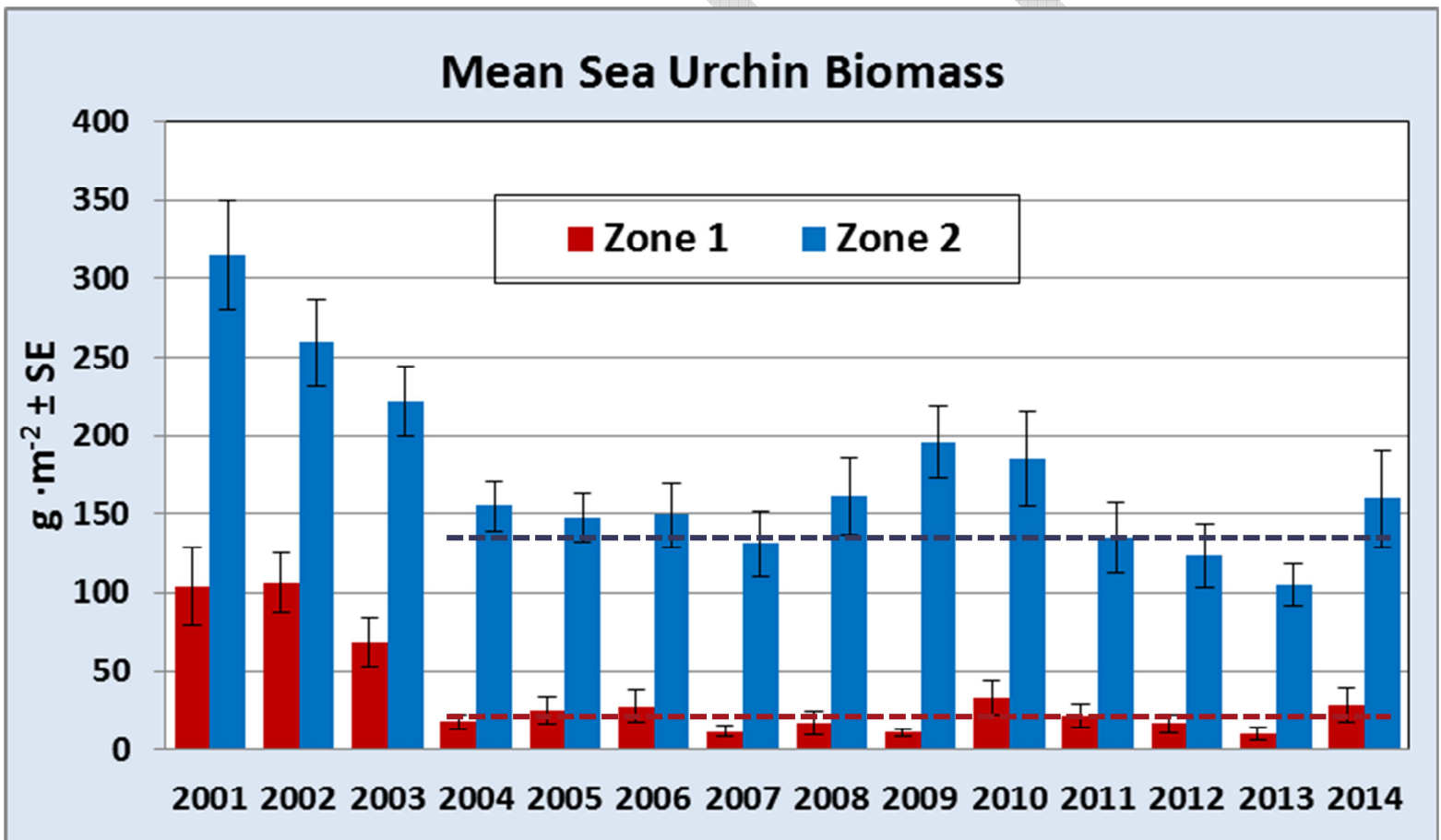
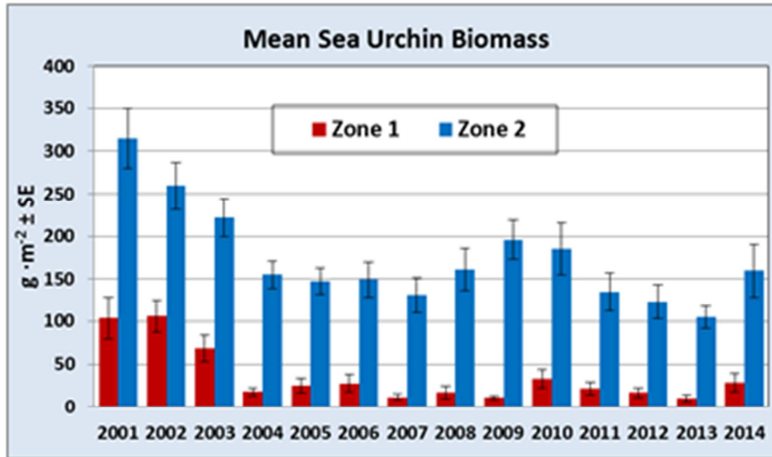
	Zone 1	Zone 2
Divers	51	49
Draggers	56	53

Mean ages of active harvesters fishing September-December 2014, some dealer data missing for December.

Spring Dive Survey



Spring Dive Survey



APPENDIX B
Maggie Hunters Licensing Tables
Maine Commercial Sea Urchin Licenses

Year	Zone 1					Zone 2					Statewide							
	Dive	Drag	Rake	Unk	Total	Dive	Drag	Rake	Unk	Total	Dive	Drag	Rake	Unk	Harv. Totals	Tender	Buyer	Proc.
1992											829	246			1,075			
1993											1,437	567			2,004			
1994											1,725	1,000			2,725	843		
1995	611	237	3		851	580	404	5		989	1,191	641	8	1,840	736	96	18	
1996	501	167	2		670	562	327	4		893	1,063	494	6	1,563	730	70	19	
1997	405	133	1		539	514	287	2		803	919	420	3	1,342	648	65	20	
1998	348	95	1		444	460	260	1		721	808	355	2	1,165	544	51	18	
1999	332	87	2		421	437	252	2		691	769	339	4	1,112	538	42	15	
2000	313	74	2		389	407	242	2		651	720	316	4	1,040	530	31	18	
2001	281	65	2		348	383	240	2		625	664	305	4	973	453	30	11	
2002	246	53	2		301	343	242	1		586	589	295	3	887	355	23	12	
2003	182	44	2		228	289	224	1		514	471	268	3	742	276	18	13	
2004	134	30	2		166	261	206	1		468	395	236	3	634	212	12	12	
2005	106	27	1		134	234	187	1		422	340	214	2	556	155	13	13	
2006	83	24	0		107	213	178	1		392	296	202	1	499	150	13	12	
2007	75	24	0		99	195	164	1		360	270	188	1	459	142	12	12	
2008	61	21	0		82	188	163	1		352	249	184	1	434	138	13	12	
2009	60	18	0		78	181	152	1		334	241	170	1	412	192	12	13	
2010*	54	18	0		72	167	157	2		326	221	175	2	398	97	11	11	
2011*	49	15	0		64	156	159	1		316	205	174	1	380	78	7	10	
2012*	47	16	0		63	143	143	5		291	190	159	5	354	67	11	10	
2013*	49	15	0	2	66	125	134	3	2	264	174	149	3	330	62	9	7	
2014*	47	14	1		62	109	125	9	12*	255	156	139	10	317	46	11	5	

Notes:

- No tender license until 1994.
- No zones until 1995.
- No buyer/processor permit until 1995.
- No raker/trapper license until 1995.
- Entry closed, no new harvester entrants 1995 - 1998.
- Limited entry, harvester license lottery 1999 - 2004.
- Entry closed, no new harvester entrants after 2004.
- * 2010 - 2014 include about 10-20 tribal licenses, mostly draggers.
- DMR does not always have information on whether tribal licenses are late or early, or dive, drag, or rake.

Early and Late Harvester Licenses

Year	Zone 1										Zone 2												
	Early				Late				Undcl		Early				Late				Undcl				
	Dive	Drag	Rake	Total	Dive	Drag	Rake	Unk	Total	Dive	Drag	Undcl		Dive	Drag	Rake	Unk	Total	Rake	Drag	Unk		
2003																							
2004																							
2005	34		1	35	60	3			63	12	24			115	77			192	119	110	1	230	
2006	41	2		43	40	4			44	2	18			96	69			165	117	109	1	227	
2007	38	2		40	37	6			43		16			90	54			144	105	110	1	216	
2008	36	1		37	25	8			33		12			67	49			116	121	114	1	236	
2009	35	14		49	25	2			27		2			71	55			126	110	97	1	208	
2010*	31	12		43	23	5			28		1			70	59	1		130	99	98	1	198	
2011*	18	11		29	31	4			35					62	62			124	94	97	1	192	
2012*	24	13		37	23	3			26					52	51	2		105	91	90	3	184	
2013*	28	12		40	21	2		2	25		1			42	49	1		92	83	85	2	170	
2014*	28	11		39	19	3	1		23					38	43	1	3	85	71	82	3	6	162

APPENDIX C

Trisha Cheney's Slide Presentation

Sea Urchin Zone Council Meeting

April 9 2015, Brewer, ME

- I. Welcome and introductions**
- II. Election of Officers (Chair & Vice-Chair)**
- II. Approval of last meeting minutes (03/27/14 & 06/05/14)**
- III. DMR Update**
 - I. Landings & Survey Update*
 - II. DMR's 2014-15 Season Recommendations*
 - III. Legislative Update*
- IV. Discussion: 2015-16 Season**
 - III. Zone 1**
 - IV. Zone 2**
 - V. Whiting & Denny's Bays**
- V. Setting the 2015-16 Season**
- VI. Set Next Meeting Date & Time**
- VII. Adjourn**

2015-16 Season Management Recommendations

Zone 1

- 15 Day Season
- 12 Tote Limit

Zone 2

- 38 Day Season
- 7 Tote Limit

Swipe Card System Implementation This Fall

- Allow for accurately tracking landings
 - *Currently a bill in this legislative session to facilitate implementation*

Additional Measures

- Fixed Buying Stations for next season?
 - Would benefit DMR sampling programs and possibly industry

LONG TERM

Swipe Card System Implementation This Fall

- Allow for accurately tracking landings
- Lay foundation for allowing industry to pick days which could be facilitate by implementing a quota management system. Need to cut landings by at least 50% if going to rebuild fishery. All measures implemented to date not enough to rebuild, just stop decline.

COMPLETE MANAGEMENT OVERHAUL?

If resource is kept at a level of low productivity, strong possibility that stock will eventually collapse due to biological or environmental factors

- Total Allowable Catch (TAC) with Individual Quotas (IQ)
 - Similar to elvers
- Elimination of Zones
- Closures to protect remaining areas with good urchins
- Tracking systems
 - Where urchins coming from, fleet dynamics, etc.

DRAFT

APPENDIX D

SUZC approved season calendars

Zone 1 Dive Early Season 2015 - 2016 Calendar

EARLY

September 2015						
S	M	Tu	W	Th	F	S
		1 O	2 O	3 O	4	5
6	7	8 O	9 O	10 O	11	12
13	14 O	15 O	16 O	17 O	18 O	19
20	21	22 O	23 O	24 O	25	26
27	28 O	29 O	30			

15

October 2015						
S	M	Tu	W	Th	F	S
				1	2	3
4	5	6	7	8	9	10
11	12	13	14	15	16	17
18	19	20	21	22	23	24
25	26	27	28	29	30	31

0

November 2015						
S	M	Tu	W	Th	F	S
1	2	3	4	5	6	7
8	9	10	11	12	13	14
15	16	17	18	19	20	21
22	23	24	25	26	27	28
29	30					

0

December 2015						
S	M	Tu	W	Th	F	S
		1	2	3	4	5
6	7	8	9	10	11	12
13	14	15	16	17	18	19
20	21	22	23	24	25	26
27	28	29	30	31		

0

January 2016						
S	M	Tu	W	Th	F	S
					1	2
3	4	5	6	7	8	9
10	11	12	13	14	15	16
17	18	19	20	21	22	23
24	25	26	27	28	29	30
31						

0

February 2016						
S	M	Tu	W	Th	F	S
	1	2	3	4	5	6
7	8	9	10	11	12	13
14	15	16	17	18	19	20
21	22	23	24	25	26	27
29	29					

0

March 2016						
S	M	Tu	W	Th	F	S
		1	2	3	4	5
6	7	8	9	10	11	12
13	14	15	16	17	18	19
20	21	22	23	24	25	26
27	28	29	30	31		

0

Total Days
15

Zone 1 Dive Late Season 2015 - 2016 Calendar

LATE

September 2015						
S	M	Tu	W	Th	F	S
		1	2	3	4	5
6	7	8	9	10	11	12
13	14	15	16	17	18	19
20	21	22	23	24	25	26
27	28	29	30			

0

October 2015						
S	M	Tu	W	Th	F	S
				1	2	3
4	5	6	7	8	9	10
11	12	13	14	15	16	17
18	19	20	21	22	23	24
25	26	27	28	29	30	31

0

November 2015						
S	M	Tu	W	Th	F	S
1	2	3	4	5	6	7
8	9	10	11	12	13	14
15	16	17	18	19	20	21
22	23	24	25	26	27	28
29	30					

0

December 2015						
S	M	Tu	W	Th	F	S
		1	2 O	3 O	4 O	5
6	7 O	8 O	9	10 O	11 O	12
13	14 O	15 O	16	17 O	18 O	19
20	21 O	22 O	23	24	25	26
27	28	29 O	30 O	31		

15

January 2016						
S	M	Tu	W	Th	F	S
					1	2
3	4	5	6	7	8	9
10	11	12	13	14	15	16
17	18	19	20	21	22	23
24	25	26	27	28	29	30
31						

0

February 2016						
S	M	Tu	W	Th	F	S
	1	2	3	4	5	6
7	8	9	10	11	12	13
14	15	16	17	18	19	20
21	22	23	24	25	26	27
29	29					

0

March 2016						
S	M	Tu	W	Th	F	S
		1	2	3	4	5
6	7	8	9	10	11	12
13	14	15	16	17	18	19
20	21	22	23	24	25	26
27	28	29	30	31		

0

Total Days
15

Zone 1 Drag Early Season 2015 - 2016 Calendar

EARLY

September 2015						
S	M	Tu	W	Th	F	S
		1	2	3	4	5
6	7	8	9	10	11	12
13	14	15	16	17	18	19
20	21	22	23	24	25	26
27	28	29	30			

0

October 2015						
S	M	Tu	W	Th	F	S
				1	2	3
4	5	6	7	8	9	10
11	12	13	14	15	16	17
18	19	20	21	22	23	24
25	26	27	28	29	30	31

0

November 2015						
S	M	Tu	W	Th	F	S
1	2	3	4	5	6	7
8	9	10	11	12	13	14
15	16	17	18	19	20	21
22	23	24	25	26	27	28
29	30					

0

December 2015						
S	M	Tu	W	Th	F	S
		1	2	3	4	5
6	7	8	9	10	11	12
13	14	15	16	17	18	19
20	21	22	23	24	25	26
27	28	29	30	31		

9

January 2016						
S	M	Tu	W	Th	F	S
					1	2
3	4	5	6	7	8	9
10	11	12	13	14	15	16
17	18	19	20	21	22	23
24	25	26	27	28	29	30
31						

6

February 2016						
S	M	Tu	W	Th	F	S
	1	2	3	4	5	6
7	8	9	10	11	12	13
14	15	16	17	18	19	20
21	22	23	24	25	26	27
29	29					

0

March 2016						
S	M	Tu	W	Th	F	S
		1	2	3	4	5
6	7	8	9	10	11	12
13	14	15	16	17	18	19
20	21	22	23	24	25	26
27	28	29	30	31		

0

Total Days
15

Zone 1 Drag Late Season 2015 - 2016 Calendar

LATE

September 2015						
S	M	Tu	W	Th	F	S
		1	2	3	4	5
6	7	8	9	10	11	12
13	14	15	16	17	18	19
20	21	22	23	24	25	26
27	28	29	30			

0

October 2015						
S	M	Tu	W	Th	F	S
				1	2	3
4	5	6	7	8	9	10
11	12	13	14	15	16	17
18	19	20	21	22	23	24
25	26	27	28	29	30	31

0

November 2015						
S	M	Tu	W	Th	F	S
1	2	3	4	5	6	7
8	9	10	11	12	13	14
15	16	17	18	19	20	21
22	23	24	25	26	27	28
29	30					

0

December 2015						
S	M	Tu	W	Th	F	S
		1	2	3	4	5
6	7	8	9	10	11	12
13	14	15	16	17	18	19
20	21	22	23	24	25	26
27	28	29	30	31		

0

January 2016						
S	M	Tu	W	Th	F	S
					1	2
3	4	5	6	7	8	9
10	11	12	13	14	15	16
17	18	19	20	21	22	23
24	25	26	27	28	29	30
31						

0

February 2016						
S	M	Tu	W	Th	F	S
	1	2	3	4	5	6
7	8	9	10	11	12	13
14	15	16	17	18	19	20
21	22	23	24	25	26	27
29	29					

7

March 2016						
S	M	Tu	W	Th	F	S
		1	2	3	4	5
6	7	8	9	10	11	12
13	14	15	16	17	18	19
20	21	22	23	24	25	26
27	28	29	30	31		

8

Total Days
15

Zone 2 Dive Early Season 2015 - 2016 Calendar

EARLY

September 2015						
S	M	Tu	W	Th	F	S
		1	2	3	4	5
6	7	8	9	10	11	12
13	14	15	16	17	18	19
20	21	22	23	24	25	26
27	28	29	30			

0

October 2015						
S	M	Tu	W	Th	F	S
				1	2	3
				O	O	
4	5	6	7	8	9	10
	O	O	O			
11	12	13	14	15	16	17
	O	O	O			
18	19	20	21	22	23	24
	O	O	O			
25	26	27	28	29	30	31
	O	O	O			

14

November 2015						
S	M	Tu	W	Th	F	S
1	2	3	4	5	6	7
	O	O	O			
8	9	10	11	12	13	14
	O	O				
15	16	17	18	19	20	21
	O	O	O			
22	23	24	25	26	27	28
	O	O				
29	30					

10

December 2015						
S	M	Tu	W	Th	F	S
		1	2	3	4	5
		O	O	O		
6	7	8	9	10	11	12
	O	O				
13	14	15	16	17	18	19
	O	O	O	O		
20	21	22	23	24	25	26
	O	O	O			
27	28	29	30	31		
	O	O				

14

January 2016						
S	M	Tu	W	Th	F	S
					1	2
3	4	5	6	7	8	9
10	11	12	13	14	15	16
17	18	19	20	21	22	23
24	25	26	27	28	29	30
31						

0

February 2016						
S	M	Tu	W	Th	F	S
	1	2	3	4	5	6
7	8	9	10	11	12	13
14	15	16	17	18	19	20
21	22	23	24	25	26	27
29	29					

0

March 2016						
S	M	Tu	W	Th	F	S
		1	2	3	4	5
6	7	8	9	10	11	12
13	14	15	16	17	18	19
20	21	22	23	24	25	26
27	28	29	30	31		

0

Total Days
38

Zone 2 Dive Late Season 2015 - 2016 Calendar

LATE

September 2015						
S	M	Tu	W	Th	F	S
		1	2	3	4	5
6	7	8	9	10	11	12
13	14	15	16	17	18	19
20	21	22	23	24	25	26
27	28	29	30			

0

October 2015						
S	M	Tu	W	Th	F	S
				1	2	3
4	5	6	7	8	9	10
11	12	13	14	15	16	17
18	19	20	21	22	23	24
25	26	27	28	29	30	31

0

November 2015						
S	M	Tu	W	Th	F	S
1	2	3	4	5	6	7
8	9	10	11	12	13	14
15	16	17	18	19	20	21
22	23	24	25	26	27	28
29	30					

0

December 2015						
S	M	Tu	W	Th	F	S
		1	2	3	4	5
6	7	8	9	10	11	12
	O	O	O			
13	14	15	16	17	18	19
	O	O	O	O		
20	21	22	23	24	25	26
	O	O	O			
27	28	29	30	31		
	O	O				

12

January 2016						
S	M	Tu	W	Th	F	S
					1	2
3	4	5	6	7	8	9
	O	O	O			
10	11	12	13	14	15	16
	O	O				
17	18	19	20	21	22	23
	O	O	O			
24	25	26	27	28	29	30
	O	O	O			
31						

11

February 2016						
S	M	Tu	W	Th	F	S
	1	2	3	4	5	6
	O	O				
7	8	9	10	11	12	13
	O	O				
14	15	16	17	18	19	20
21	22	23	24	25	26	27
	O	O				
29	29					
	O					

7

March 2016						
S	M	Tu	W	Th	F	S
		1	2	3	4	5
		O	O			
6	7	8	9	10	11	12
	O	O	O			
13	14	15	16	17	18	19
	O	O	O			
20	21	22	23	24	25	26
27	28	29	30	31		

8

Total Days
38

Zone 2 Drag Early Season 2015 - 2016 Calendar

EARLY

September 2015						
S	M	Tu	W	Th	F	S
		1	2	3	4	5
6	7	8	9	10	11	12
13	14	15	16	17	18	19
20	21	22	23	24	25	26
27	28	29	30			

0

October 2015						
S	M	Tu	W	Th	F	S
				1	2	3
4	5	6	7	8	9	10
11	12	13	14	15	16	17
18	19	20	21	22	23	24
25	26	27	28	29	30	31

11

November 2015						
S	M	Tu	W	Th	F	S
1	2	3	4	5	6	7
8	9	10	11	12	13	14
15	16	17	18	19	20	21
22	23	24	25	26	27	28
29	30					

8

December 2015						
S	M	Tu	W	Th	F	S
		1	2	3	4	5
6	7	8	9	10	11	12
13	14	15	16	17	18	19
20	21	22	23	24	25	26
27	28	29	30	31		

9

January 2016						
S	M	Tu	W	Th	F	S
					1	2
3	4	5	6	7	8	9
10	11	12	13	14	15	16
17	18	19	20	21	22	23
24	25	26	27	28	29	30
31						

0

February 2016						
S	M	Tu	W	Th	F	S
	1	2	3	4	5	6
7	8	9	10	11	12	13
14	15	16	17	18	19	20
21	22	23	24	25	26	27
29	29					

4

March 2016						
S	M	Tu	W	Th	F	S
		1	2	3	4	5
6	7	8	9	10	11	12
13	14	15	16	17	18	19
20	21	22	23	24	25	26
27	28	29	30	31		

6

Total Days
38

Zone 2 Drag Late Season 2015 - 2016 Calendar

LATE

September 2015						
S	M	Tu	W	Th	F	S
		1	2	3	4	5
6	7	8	9	10	11	12
13	14	15	16	17	18	19
20	21	22	23	24	25	26
27	28	29	30			

0

October 2015						
S	M	Tu	W	Th	F	S
				1	2	3
4	5	6	7	8	9	10
11	12	13	14	15	16	17
18	19	20	21	22	23	24
25	26	27	28	29	30	31

0

November 2015						
S	M	Tu	W	Th	F	S
1	2	3	4	5	6	7
8	9	10	11	12	13	14
15	16	17	18	19	20	21
22	23	24	25	26	27	28
29	30					

0

December 2015						
S	M	Tu	W	Th	F	S
		1	2	3	4	5
6	7	8	9	10	11	12
13	14	15	16	17	18	19
20	21	22	23	24	25	26
27	28	29	30	31		

12

January 2016						
S	M	Tu	W	Th	F	S
						1
3	4	5	6	7	8	9
10	11	12	13	14	15	16
17	18	19	20	21	22	23
24	25	26	27	28	29	30
31						

11

February 2016						
S	M	Tu	W	Th	F	S
	1	2	3	4	5	6
7	8	9	10	11	12	13
14	15	16	17	18	19	20
21	22	23	24	25	26	27
29	29					

7

March 2016						
S	M	Tu	W	Th	F	S
		1	2	3	4	5
6	7	8	9	10	11	12
13	14	15	16	17	18	19
20	21	22	23	24	25	26
27	28	29	30	31		

8

Total Days
38

Whiting & Dennys' Bays Limited Access Area Dive Early Season 2015 - 2016 Calendar

EARLY

September 2015						
S	M	Tu	W	Th	F	S
		1	2	3	4	5
6	7	8	9	10	11	12
13	14	15	16	17	18	19
20	21	22	23	24	25	26
27	28	29	30			

0

October 2015						
S	M	Tu	W	Th	F	S
				1	2	3
4	5	6	7	8	9	10
11	12	13	14	15	16	17
18	19	20	21	22	23	24
25	26	27	28	29	30	31

0

November 2015						
S	M	Tu	W	Th	F	S
1	2	3	4	5	6	7
8	9	10	11	12	13	14
15	16	17	18	19	20	21
22	23	24	25	26	27	28
29	30					

5

December 2015						
S	M	Tu	W	Th	F	S
		1	2	3	4	5
6	7	8	9	10	11	12
13	14	15	16	17	18	19
20	21	22	23	24	25	26
27	28	29	30	31		

4

January 2016						
S	M	Tu	W	Th	F	S
					1	2
3	4	5	6	7	8	9
10	11	12	13	14	15	16
17	18	19	20	21	22	23
24	25	26	27	28	29	30
31						

0

February 2016						
S	M	Tu	W	Th	F	S
	1	2	3	4	5	6
7	8	9	10	11	12	13
14	15	16	17	18	19	20
21	22	23	24	25	26	27
29	29					

0

March 2016						
S	M	Tu	W	Th	F	S
		1	2	3	4	5
6	7	8	9	10	11	12
13	14	15	16	17	18	19
20	21	22	23	24	25	26
27	28	29	30	31		

0

Total Days
9

Whiting & Dennys' Bays Limited Access Area Dive Late Season 2015 - 2016 Calendar

LATE

September 2015						
S	M	Tu	W	Th	F	S
		1	2	3	4	5
6	7	8	9	10	11	12
13	14	15	16	17	18	19
20	21	22	23	24	25	26
27	28	29	30			

0

October 2015						
S	M	Tu	W	Th	F	S
				1	2	3
4	5	6	7	8	9	10
11	12	13	14	15	16	17
18	19	20	21	22	23	24
25	26	27	28	29	30	31

0

November 2015						
S	M	Tu	W	Th	F	S
1	2	3	4	5	6	7
8	9	10	11	12	13	14
15	16	17	18	19	20	21
22	23	24	25	26	27	28
29	30					

0

December 2015						
S	M	Tu	W	Th	F	S
		1	2	3	4	5
6	7	8	9	10	11	12
13	14	15	16	17	18	19
20	21	22	23	24	25	26
27	28	29	30	31		

6

January 2016						
S	M	Tu	W	Th	F	S
					1	2
3	4	5	6	7	8	9
10	11	12	13	14	15	16
17	18	19	20	21	22	23
24	25	26	27	28	29	30
31						

0

February 2016						
S	M	Tu	W	Th	F	S
	1	2	3	4	5	6
7	8	9	10	11	12	13
14	15	16	17	18	19	20
21	22	23	24	25	26	27
29	29					

0

March 2016						
S	M	Tu	W	Th	F	S
		1	2	3	4	5
6	7	8	9	10	11	12
13	14	15	16	17	18	19
20	21	22	23	24	25	26
27	28	29	30	31		

3

Total Days
9

Whiting & Denny's Bays Limited Access Area Drag Early Season 2015 - 2016 Calendar

EARLY

September 2015						
S	M	Tu	W	Th	F	S
		1	2	3	4	5
6	7	8	9	10	11	12
13	14	15	16	17	18	19
20	21	22	23	24	25	26
27	28	29	30			

0

October 2015						
S	M	Tu	W	Th	F	S
				1	2	3
4	5	6	7	8	9	10
11	12	13	14	15	16	17
18	19	20	21	22	23	24
25	26	27	28	29	30	31

0

November 2015						
S	M	Tu	W	Th	F	S
1	2	3	4	5	6	7
8	9	10	11	12	13	14
15	16	17	18	19	20	21
22	23	24	25	26	27	28
29	30					

0

December 2015						
S	M	Tu	W	Th	F	S
		1	2	3	4	5
6	7	8	9	10	11	12
13	14	15	16	17	18	19
20	21	22	23	24	25	26
27	28	29	30	31		

6

January 2016						
S	M	Tu	W	Th	F	S
					1	2
3	4	5	6	7	8	9
10	11	12	13	14	15	16
17	18	19	20	21	22	23
24	25	26	27	28	29	30
31						

0

February 2016						
S	M	Tu	W	Th	F	S
	1	2	3	4	5	6
7	8	9	10	11	12	13
14	15	16	17	18	19	20
21	22	23	24	25	26	27
29	29					

0

March 2016						
S	M	Tu	W	Th	F	S
		1	2	3	4	5
6	7	8	9	10	11	12
13	14	15	16	17	18	19
20	21	22	23	24	25	26
27	28	29	30	31		

3

Total Days
9

Whiting & Denny's Bays Limited Access Area Drag Late Season 2015 - 2016 Calendar

LATE

September 2015						
S	M	Tu	W	Th	F	S
		1	2	3	4	5
6	7	8	9	10	11	12
13	14	15	16	17	18	19
20	21	22	23	24	25	26
27	28	29	30			

0

October 2015						
S	M	Tu	W	Th	F	S
				1	2	3
4	5	6	7	8	9	10
11	12	13	14	15	16	17
18	19	20	21	22	23	24
25	26	27	28	29	30	31

0

November 2015						
S	M	Tu	W	Th	F	S
1	2	3	4	5	6	7
8	9	10	11	12	13	14
15	16	17	18	19	20	21
22	23	24	25	26	27	28
29	30					

0

December 2015						
S	M	Tu	W	Th	F	S
		1	2	3	4	5
6	7	8	9	10	11	12
13	14	15	16	17	18	19
20	21	22	23	24	25	26
27	28	29	30	31		

6

January 2016						
S	M	Tu	W	Th	F	S
					1	2
3	4	5	6	7	8	9
10	11	12	13	14	15	16
17	18	19	20	21	22	23
24	25	26	27	28	29	30
31						

0

February 2016						
S	M	Tu	W	Th	F	S
	1	2	3	4	5	6
7	8	9	10	11	12	13
14	15	16	17	18	19	20
21	22	23	24	25	26	27
29	29					

0

March 2016						
S	M	Tu	W	Th	F	S
		1	2	3	4	5
6	7	8	9	10	11	12
13	14	15	16	17	18	19
20	21	22	23	24	25	26
27	28	29	30	31		

3

Total Days
9

APPENDIX E

Amended Whiting & Denny's Bays Calendars. This calendar had to be amended by DMR staff prior to rulemaking to ensure consistency with the Zone 2 calendar set days. Note that in the Dive Early Season calendar where November 30 was moved to December 15 and Drag Late Season where December 2, 3 and 10 were moved to December 8, 23 and 29.

**Proposed 2015 - 2016 Sea Urchin Season for Maine Zone 2
Whiting and Denny's Bay Limited Access Area**

○ = Open □ = Closed

Early Season for Divers, Rakers and Trappers

October 2015							November 2015							December 2015						
S	M	Tu	W	Th	F	S	S	M	Tu	W	Th	F	S	S	M	Tu	W	Th	F	S
				1	2	3	1	2 ○	3	4	5	6	7			1	2	3	4	5
4	5	6	7	8	9	10	8	9 ○	10	11	12	13	14	6	7 ○	8	9	10	11	12
11	12	13	14	15	16	17	15	16 ○	17	18	19	20	21	13	14 ○	15 ○	16	17	18	19
18	19	20	21	22	23	24	22	23 ○	24	25	26	27	28	20	21 ○	22	23	24	25	26
25	26	27	28	29	30	31	29	30						27	28 ○	29	30	31		

Late Season for Divers, Rakers and Trappers

December 2015							January 2016							February 2016							March 2016						
S	M	Tu	W	Th	F	S	S	M	Tu	W	Th	F	S	S	M	Tu	W	Th	F	S	S	M	Tu	W	Th	F	S
		1	2	3	4	5					1	2		1	2	3	4	5	6			1 ○	2	3	4	5	
6	7 ○	8	9	10	11	12	3	4	5	6	7	8	9	7	8	9	10	11	12	13	6	7	8 ○	9	10	11	12
13	14 ○	15 ○	16	17	18	19	10	11	12	13	14	15	16	14	15	16	17	18	19	20	13	14	15 ○	16	17	18	19
20	21 ○	22 ○	23	24	25	26	17	18	19	20	21	22	23	21	22	23	24	25	26	27	20	21	22	23	24	25	26
27	28 ○	29	30	31			24	25	26	27	28	29	30	28	29						27	28	29	30	31		

Early Season for Draggers

October 2015							November 2015							December 2015							February 2016							March 2016						
S	M	Tu	W	Th	F	S	S	M	Tu	W	Th	F	S	S	M	Tu	W	Th	F	S	S	M	Tu	W	Th	F	S	S	M	Tu	W	Th	F	S
				1	2	3	1	2	3	4	5	6	7		1	2 ○	3 ○	4	5		1	2	3	4	5	6			1	2 ○	3	4	5	
4	5	6	7	8	9	10	8	9	10	11	12	13	14	6	7	8	9 ○	10 ○	11	12	7	8	9	10	11	12	13	6	7	8	9 ○	10	11	12
11	12	13	14	15	16	17	15	16	17	18	19	20	21	13	14	15	16 ○	17 ○	18	19	14	15	16	17	18	19	20	13	14	15	16 ○	17	18	19
18	19	20	21	22	23	24	22	23	24	25	26	27	28	20	21	22	23	24	25	26	21	22	23	24	25	26	27	20	21	22	23	24	25	26
25	26	27	28	29	30	31	29	30						27	28	29	30	31			28	29						27	28	29	30	31		

Late Season for Draggers

December 2015							January 2016							February 2016							March 2016						
S	M	Tu	W	Th	F	S	S	M	Tu	W	Th	F	S	S	M	Tu	W	Th	F	S	S	M	Tu	W	Th	F	S
		1	2	3	4	5					1	2		1	2	3	4	5	6			1	2 ○	3	4	5	
6	7	8 ○	9 ○	10	11	12	3	4	5	6	7	8	9	7	8	9	10	11	12	13	6	7	8	9 ○	10	11	12
13	14	15	16 ○	17 ○	18	19	10	11	12	13	14	15	16	14	15	16	17	18	19	20	13	14	15	16 ○	17	18	19
20	21	22	23 ○	24	25	26	17	18	19	20	21	22	23	21	22	23	24	25	26	27	20	21	22	23	24	25	26
27	28	29 ○	30	31			24	25	26	27	28	29	30	28	29						27	28	29	30	31		