

HATE CRIME

Commencing in 1992, law enforcement officers are to report hate crimes as a supplementary report to the UCR program. Under Title 25 sec. 1544, hate crimes are defined as those that “manifest evidence of prejudice based on race, religion, sexual orientation or ethnicity ...”. On June 26, 1997, disability bias was added to the definition of hate crime, creating two new categories: Anti-Mental Disability and Anti-Physical Disability. Maine’s hate crimes are further reported to the FBI as part of the federal Hate Crimes Statistics Act.

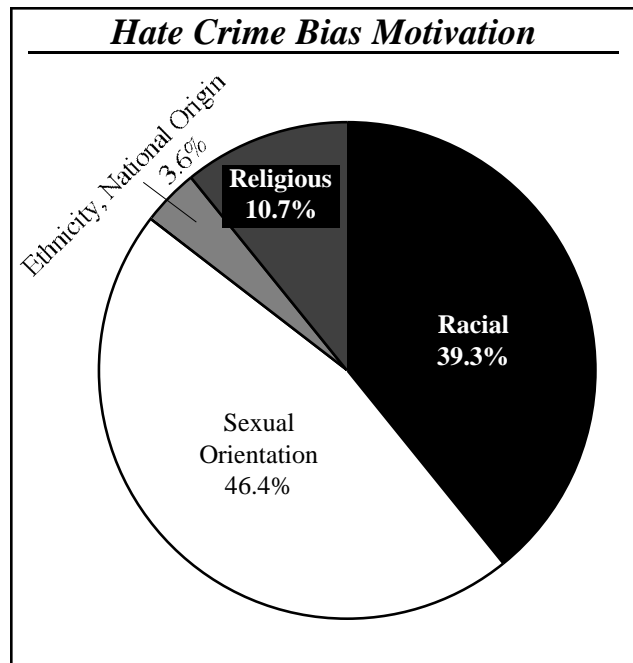
The reported number of hate crime incidents in Maine in 2000 was 28. These incidents involved 30 victims with at least 42 offenders, and resulted in a total of 30 offenses.

| Hate Crime 2000 | |
|---------------------------|----|
| Number of incidents..... | 28 |
| Number of victims..... | 30 |
| Number of offenders | 42 |
| Number of offenses | 30 |

In 2000, the most commonly reported bias motivation was sexual orientation. The second largest percentage was racial and the third religious hate crimes.

| Hate Crime Bias Motivation | | | | | | |
|------------------------------------|---------|---|-------------------|---------------------------|---|-------|
| Bias Nature | Group % | Bias Type | Incidents of bias | % of Total | | |
| Racial | 39.3% | Anti-White | — | — | | |
| | | Anti-Black | 7 | 25.0% | | |
| | | Anti-American Indian/ Alaskan Native | 1 | 3.6% | | |
| | | Anti-Asian/Pacific Islander | 2 | 7.1% | | |
| | | Anti-Multi-Racial Group | 1 | 3.6% | | |
| | | Sexual Orientation | 46.4% | Anti-Male Homosexual | 9 | 32.1% |
| | | | | Anti-Female Homosexual | 4 | 14.3% |
| Anti-Homosexual (Male & Female) | — | | | — | | |
| Anti-Heterosexual | — | | | — | | |
| Anti-Bisexual | — | | | — | | |
| Ethnicity, National Origin | 3.6% | | | Anti-Arab | — | — |
| | | Anti-Hispanic | 1 | 3.6% | | |
| | | Anti-Other Ethnic/ National Origin | — | — | | |
| Religious | 10.7% | Anti-Jewish | 2 | 7.1% | | |
| | | Anti-Catholic | — | — | | |
| | | Anti-Protestant | — | — | | |
| | | Anti-Islamic (Moslem) | — | — | | |

| Hate Crime Bias Motivation (cont.) | | | | |
|---|---------|-------------------------------|-------------------|------------|
| Bias Nature | Group % | Bias Type | Incidents of bias | % of Total |
| Religious | 10.7% | Anti-Other Religion | — | — |
| | | Anti-Multi-Religious Group | 1 | 3.6% |
| | | Anti-Atheist/ Agnostic | — | — |
| Disability | — | Anti-Mental Disability | — | — |
| | | Anti-Physical Disability | — | — |
| Not Reported | — | — | — | — |
| Total | 100.0% | Total | 28 | 100.0% |



The most frequently reported location of bias crimes in 2000 was highways, roads, alleys and streets. The second most common location was residences and homes, and the third was schools and colleges.

| Hate Crime Locations | | |
|-----------------------------|-----------|------|
| Location | Incidents | % |
| Air/Bus/Train Terminal | — | — |
| Bank/Savings and Loan | — | — |
| Bar/Nightclub | 1 | 3.6% |
| Church/Synagogue/Temple | 1 | 3.6% |
| Commercial/Office Building | 1 | 3.6% |
| Construction Site | — | — |
| Convenience Store | — | — |

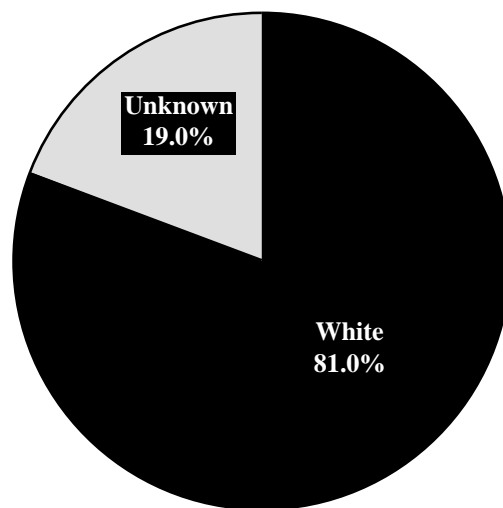
Hate Crime Locations (cont.)

| Location | Incidents | % |
|-------------------------------------|-----------|---------------|
| Department/Discount Store | — | — |
| Drug Store/Doctor’s Office/Hospital | — | — |
| Field/Woods | — | — |
| Government/Public Building | — | — |
| Grocery/Supermarket | 1 | 3.6% |
| Highway/Road/Street/Alley | 11 | 39.3% |
| Hotel/Motel | — | — |
| Jail/Prison | — | — |
| Lake/Waterway | — | — |
| Liquor Store | — | — |
| Parking Lot/Garage | 1 | 3.6% |
| Rental Storage Facility | — | — |
| Residence/Home | 6 | 21.4% |
| Restaurant | — | — |
| School/College | 5 | 17.9% |
| Service/Gas Station | — | — |
| Specialty Store | — | — |
| Other/Unknown | 1 | 3.6% |
| Total | 28 | 100.0% |

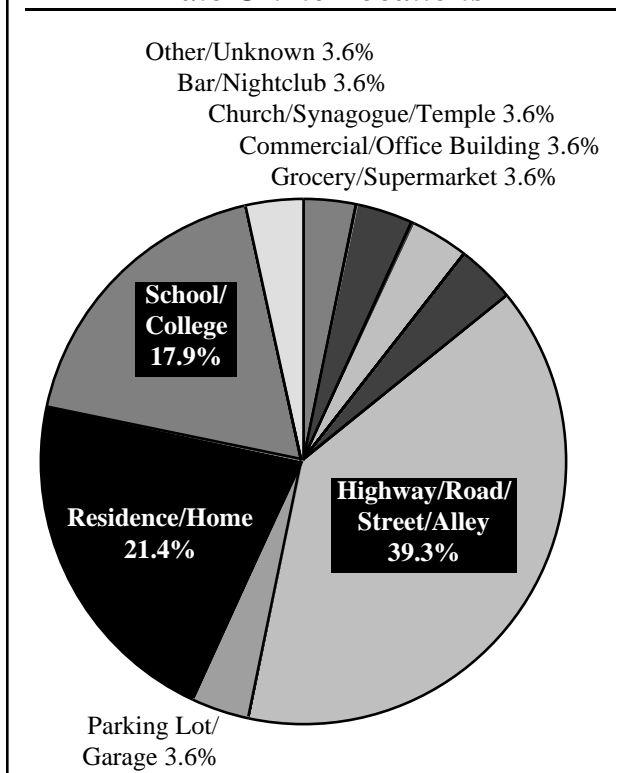
Hate Crime Offenders by Race

| Suspected Offenders’ Race | No. | % of Total |
|--------------------------------|-----------|---------------|
| White | 34 | 81.0% |
| Black | — | — |
| American Indian/Alaskan Native | — | — |
| Asian/Pacific Islander | — | — |
| Multi-Racial Group | — | — |
| Unknown | 8 | 19.0% |
| Total | 42 | 100.0% |

Hate Crime Offenders



Hate Crime Locations



The most common race of suspected offender of hate crimes was white.

Information on the victims of hate crimes is limited to victim type. While bias motivation information identifies the offender’s bias, it is important to note that the victim may not actually belong to the group the offender sought to harm. For this reason, information on the victims’ actual group membership is not recorded.

Victim type, in the hate crime data collection program is listed as: individual, business, financial institution, government, religious organization, society/public, other and unknown. Of these victim types, individuals were reported to be the main hate crime target.

Hate Crime Offenses by Victim Type

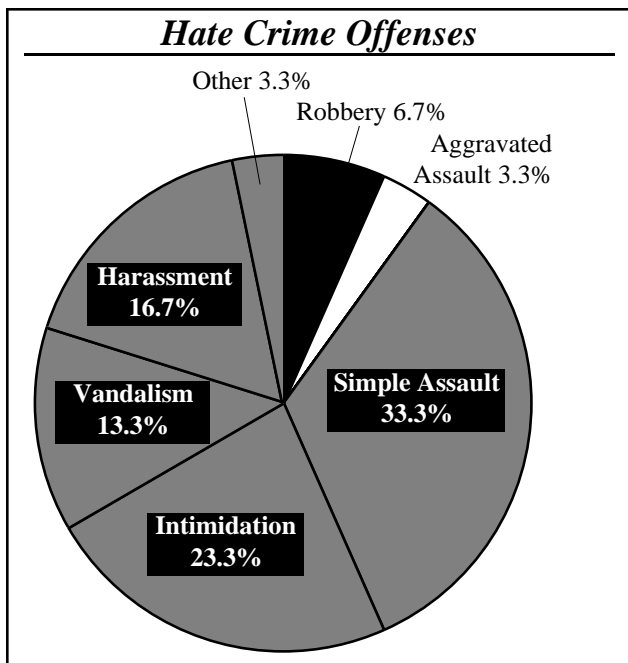
| Victim Type | No. | % of Total |
|------------------------|-----------|---------------|
| Individual | 28 | 93.3% |
| Business | 1 | 3.3% |
| Financial Institution | — | — |
| Government | — | — |
| Religious Organization | 1 | 3.3% |
| Society/Public | — | — |
| Other | — | — |
| Unknown | — | — |
| Not Reported | — | — |
| Total | 30 | 100.0% |

Offense information in the hate crime data collection program are defined in accordance with federal Uniform Crime Reporting definitions and do not necessarily conform to Maine state definitions. Complete offense definitions are available in the appendix to this publication.

Hate crime offense information falls into the eight index crimes — murder, rape, robbery, aggravated assault, burglary, larceny-theft, motor vehicle theft, and arson — plus the non-index crimes of simple assault, intimidation and vandalism. Additionally, Maine’s hate crime reporting statute provides for the reporting of harassment as a supplemental offense category.

| <i>Hate Crime by Offense</i> | | |
|------------------------------|--------|------------|
| Offense | Volume | % of Total |
| Murder | — | — |
| Rape | — | — |
| Robbery | 2 | 6.7% |
| Aggravated Assault | 1 | 3.3% |
| Burglary | — | — |
| Larceny-Theft | — | — |
| Motor Vehicle Theft | — | — |
| Arson | — | — |
| Simple Assault | 10 | 33.3% |
| Intimidation | 7 | 23.3% |
| Vandalism | 4 | 13.3% |
| Harassment* | 5 | 16.7% |
| Other | 1 | 3.3% |
| Total | 30 | 100.0% |

*Harassment not included as a federal hate crime offense.



Offenses Reported by Agency

Auburn Police Dept.

- 1 Harassment Anti-Asian/Pacific Islander

Augusta Police Dept.

- 1 Simple Assault Anti-Black
- 1 Simple Assault Anti-Male Homosexual (Gay)
- 1 Robbery Anti-Black

Caribou Police Dept.

- 1 Aggravated Assault Anti-Male Homosexual (Gay)

Damariscotta Police Dept.

- 1 Intimidation Anti-Multi-Racial Group

Farmington Police Dept.

- 1 Simple Assault Anti-American Indian/Alaskan Native
- 1 Intimidation Anti-Male Homosexual (Gay)
- 1 Vandalism Anti-Female Homosexual (Lesbian)

Lewiston Police Dept.

- 1 Simple Assault Anti-Black
- 2 Simple Assault Anti-Male Homosexual (Gay)
- 1 Simple Assault Anti-Female Homosexual (Lesbian)
- 1 Intimidation Anti-Black
- 1 Intimidation Anti-Jewish
- 2 Intimidation Anti-Male Homosexual (Gay)
- 1 Robbery Anti-Male Homosexual (Gay)
- 1 Vandalism Anti-Female Homosexual (Lesbian)

Maine State Police (Lincoln County)

- 1 Harassment Anti-Black

Portland Police Dept.

- 1 Simple Assault Anti-Black
- 1 Simple Assault Anti-Hispanic
- 1 Simple Assault Anti-Male Homosexual (Gay)
- 1 Criminal Threatening Anti-Male Homosexual (Gay)
- 1 Harassment Anti-Asian/Pacific Islander
- 1 Harassment Anti-Black
- 1 Harassment Anti-Male Homosexual (Gay)
- 1 Intimidation Anti-Jewish
- 1 Vandalism Anti-Multi-Religious Group
- 1 Vandalism Anti-Female Homosexual (Lesbian)

8 Agencies

30 Offenses