

HATE CRIME

Commencing in 1992, law enforcement officers are to report hate crimes as a supplementary report to the UCR program. Under Title 25 sec. 1544, hate crimes are defined as those that “manifest evidence of prejudice based on race, religion, sexual orientation or ethnicity ...”. On June 26, 1997, disability bias was added to the definition of hate crime, creating two new categories: Anti-Mental Disability and Anti-Physical Disability. Maine’s hate crimes are further reported to the FBI as part of the federal Hate Crimes Statistics Act.

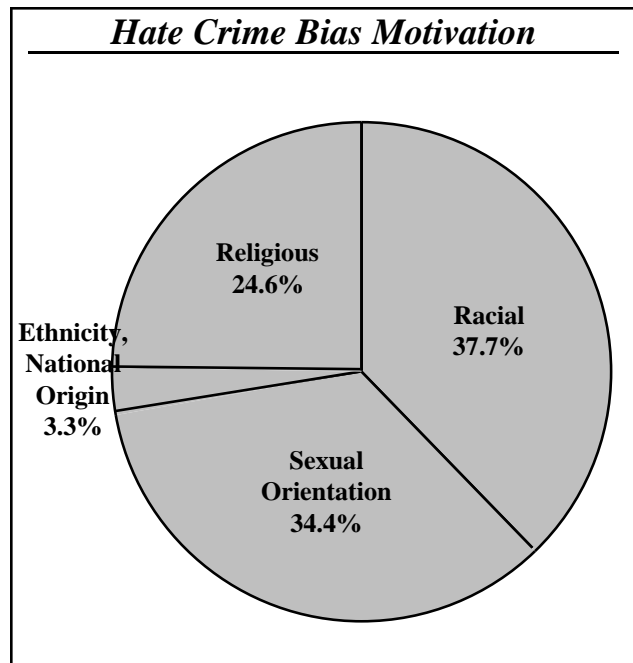
The reported number of hate crime incidents in Maine in 2005 was 61. These incidents involved 56 victims with at least 71 offenders, and resulted in a total of 56 offenses.

Hate Crime 2005	
Number of incidents.....	61
Number of victims.....	56
Number of offenders	71
Number of offenses.....	56

In 2005, the most commonly reported bias motivation was racial. The second largest percentage was sexual orientation and the third religious hate crimes.

Hate Crime Bias Motivation				
Bias Nature	Group %	Bias Type	Incidents of bias	% of Total
Racial	37.7%	Anti-White	3	4.9%
		Anti-Black	17	27.9%
		Anti-American Indian/ Alaskan Native	—	—
		Anti-Asian/Pacific Islander	1	1.6%
		Anti-Multi-Racial Group	2	3.3%
		Sexual Orientation	34.4%	Anti-Male Homosexual
		Anti-Female Homosexual	2	3.3%
		Anti-Homosexual (Male & Female)	4	6.6%
		Anti-Heterosexual	1	1.6%
		Anti-Bisexual	2	3.3%
Ethnicity, National Origin	3.3%	Anti-Arab	—	—
		Anti-Hispanic	1	1.6%
		Anti-Other Ethnic/ National Origin	1	1.6%
Religious	24.6%	Anti-Jewish	11	18.0%
		Anti-Catholic	—	—
		Anti-Protestant	1	1.6%
		Anti-Islamic (Moslem)	1	1.6%

Hate Crime Bias Motivation (cont.)				
Bias Nature	Group %	Bias Type	Incidents of bias	% of Total
Religious	24.6%	Anti-Other Religion	1	1.6%
		Anti-Multi-Religious Group	1	1.6%
		Anti-Atheist/ Agnostic	—	—
Disability	—	Anti-Mental Disability	—	—
		Anti-Physical Disability	—	—
Not Reported			—	—
Total	100.0%	Total	61	100.0%



The most frequently reported locations of bias crimes in 2005 were residences and homes, and schools and colleges. The third most common location was highways, roads, alleys and streets.

Hate Crime Locations		
Location	Incidents	%
Air/Bus/Train Terminal	1	1.8%
Bank/Savings and Loan	—	—
Bar/Nightclub	—	—
Church/Synagogue/Temple	2	3.6%
Commercial/Office Building	1	1.8%
Construction Site	—	—
Convenience Store	2	3.6%

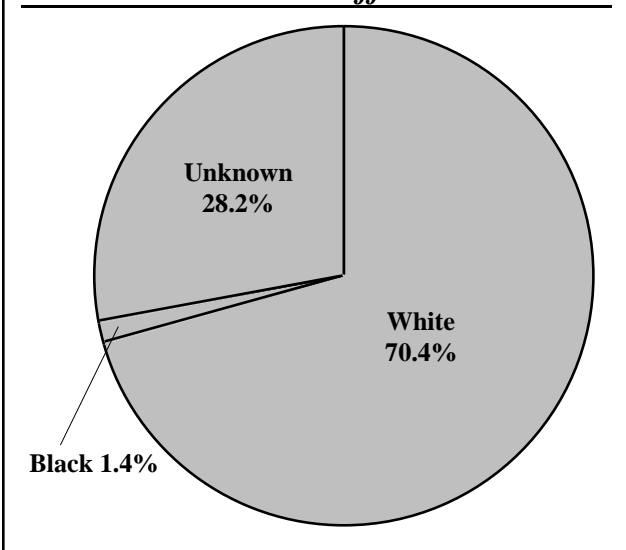
Hate Crime Locations (cont.)

Location	Incidents	%
Department/Discount Store	—	—
Drug Store/Doctor's Office/Hospital	—	—
Field/Woods	1	1.8%
Government/Public Building	—	—
Grocery/Supermarket	—	—
Highway/Road/Street/Alley	11	19.6%
Hotel/Motel	—	—
Jail/Prison	2	3.6%
Lake/Waterway	—	—
Liquor Store	—	—
Parking Lot/Garage	5	8.9%
Rental Storage Facility	—	—
Residence/Home	14	25.0%
Restaurant	1	1.8%
School/College	14	25.0%
Service/Gas Station	—	—
Specialty Store	1	1.8%
Other/Unknown	1	1.8%
Total	56	100.0%

Hate Crime Offenders by Race

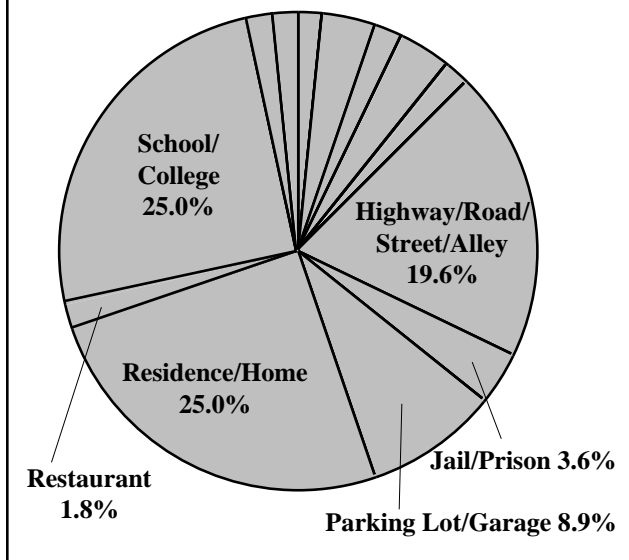
Suspected Offenders' Race	No.	% of Total
White	50	70.4%
Black	1	1.4%
American Indian/Alaskan Native	—	—
Asian/Pacific Islander	—	—
Multi-Racial Group	—	—
Unknown	20	28.2%
Total	71	100.0%

Hate Crime Offenders



Hate Crime Locations

Specialty Store 1.8% • Other/Unknown 1.8%
 Air/Bus/Train Terminal 1.8%
 Church/Synagogue/Temple 3.6% • Commercial/
 Office Building 1.8% • Convenience Store 3.6%
 Field/Woods 1.8%



The most common race of suspected offender of hate crimes was white.

Information on the victims of hate crimes is limited to victim type. While bias motivation information identifies the offender's bias, it is important to note that the victim may not actually belong to the group the offender sought to harm. For this reason, information on the victims' actual group membership is not recorded.

Victim type, in the hate crime data collection program is listed as: individual, business, financial institution, government, religious organization, society/public, other and unknown. Of these victim types, individuals were reported to be the main hate crime target.

Hate Crime Offenses by Victim Type

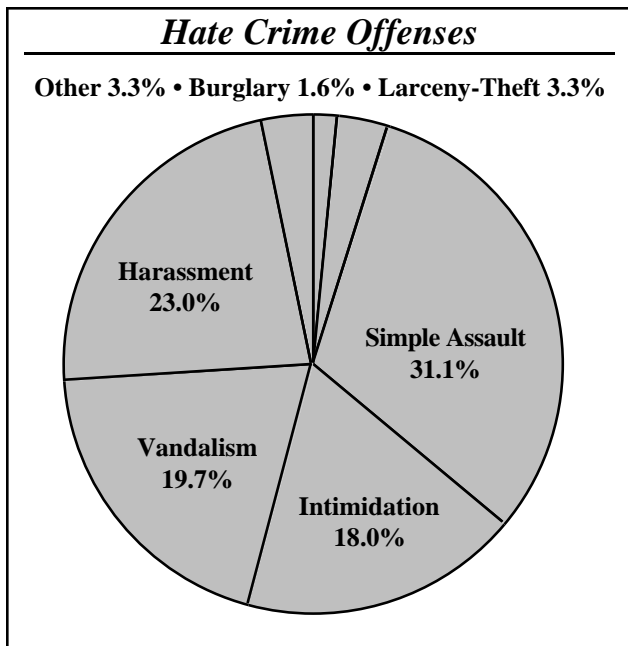
Victim Type	No.	% of Total
Individual	45	80.4%
Business	2	3.6%
Financial Institution	—	—
Government	3	5.4%
Religious Organization	2	3.6%
Society/Public	2	3.6%
Other	2	3.6%
Unknown	—	—
Not Reported	—	—
Total	56	100.0%

Offense information in the hate crime data collection program are defined in accordance with federal Uniform Crime Reporting definitions and do not necessarily conform to Maine state definitions. Complete offense definitions are available in the appendix to this publication.

Hate crime offense information falls into the eight index crimes — murder, rape, robbery, aggravated assault, burglary, larceny-theft, motor vehicle theft, and arson — plus the non-index crimes of simple assault, intimidation and vandalism. Additionally, Maine’s hate crime reporting statute provides for the reporting of harassment as a supplemental offense category.

Offense	Volume	% of Total
Murder	—	—
Rape	—	—
Robbery	—	—
Aggravated Assault	—	—
Burglary	1	1.6%
Larceny-Theft	2	3.3%
Motor Vehicle Theft	—	—
Arson	—	—
Simple Assault	19	31.1%
Intimidation	11	18.0%
Vandalism	12	19.7%
Harassment*	14	23.0%
Other	2	3.3%
Total	61	100.0%

*Harassment not included as a federal hate crime offense.



Offenses Reported by Agency

Augusta Police Dept.		
1	Intimidation	Anti-Jewish
	Destruction/Damage/Vandalism	Anti-Multi Religious Group
1	Simple Assault	Anti-Jewish
1	Other	Anti-Jewish
1	Simple Assault	Anti-Male Homosexual (Gay)
1	Intimidation	Anti-Male Homosexual (Gay)
1	Simple Assault	Anti-Female Homosexual (Lesbian)
1	Other (Terrorizing)	Anti-Male Homosexual (Gay)
Bangor Police Dept.		
1	Intimidation	Anti-Jewish
1	Simple Assault	Anti-Heterosexual
1	Destruction/Damage/Vandalism	Anti-Protestant
1	Destruction/Damage/Vandalism	Anti-Homosexual (Gay & Lesbian)
Brunswick Police Dept.		
1	Simple Assault	Anti-Male Homosexual (Gay)
Calais Police Dept.		
1	Harassment	Anti-Asian/Pacific Islander
Cape Elizabeth Police Dept.		
1	Destruction/Damage/Vandalism	Anti-Jewish
	Burglary	Anti-Jewish
	Theft	Anti-Jewish
Cumberland County Sheriff's Office		
1	Harassment	Anti-Male Homosexual (Gay)
1	Destruction/Damage/Vandalism	Anti-Male Homosexual (Gay)
1	Intimidation	Anti-Black
Falmouth Police Dept.		
1	Destruction/Damage/Vandalism	Anti-Homosexual (Gay & Lesbian)
Farmington Police Dept.		
1	Harassment	Anti-Male Homosexual (Gay)
1	Simple Assault	Anti-Male Homosexual (Gay)
1	Intimidation	Anti-Black
1	Harassment	Anti-Bisexual
1	Harassment	Anti-Bisexual
Franklin County Sheriff's Office		
1	Harassment	Anti-Black
Gorham Police Dept.		
1	Simple Assault	Anti-White
Houlton Police Dept.		
1	Simple Assault	Anti-Male Homosexual (Gay)
Lewiston Police Dept.		
1	Simple Assault	Anti-Black
Livermore Falls Police Dept.		
1	Intimidation	Anti-White
	Harassment	Anti-White
Ogunquit Police Dept.		
1	Harassment	Anti-Male Homosexual (Gay)
Portland Police Dept.		
1	Simple Assault	Anti-Black
1	Harassment	Anti-Black
1	Destruction/Damage/Vandalism	Anti-Jewish
Rockland Police Dept.		
1	Other (Threatening)	Anti-Black
1	Simple Assault	Anti-Black
Rumford Police Dept.		
1	Harassment	Anti-Black
Saco Police Dept.		
1	Destruction/Damage/Vandalism	Anti-Jewish
1	Simple Assault	Anti-Black
1	Destruction/Damage/Vandalism	Anti-Other Religion
Sanford Police Dept.		
1	Intimidation	Anti-Black
1	Simple Assault	Anti-Hispanic
1	Simple Assault	Anti-Black
South Portland Police Dept.		
1	Harassment	Anti-Black
1	Harassment	Anti-Black
1	Intimidation	Anti-Multi Racial Group
1	Intimidation	Anti-Multi Racial Group
1	Harassment	Anti-Male Homosexual (Gay)
1	Theft	Anti-Male Homosexual (Gay)
1	Intimidation	Anti-Black
1	Simple Assault	Other Ethnicity/National Origin
1	Simple Assault	Anti-Black
1	Intimidation	Anti-Jewish
University of Maine Orono Police Dept.		
1	Simple Assault	Anti-Homosexual (Gay & Lesbian)
Waterville Police Dept.		
1	Destruction/Damage/Vandalism	Anti-Black
York County Sheriff's Office		
1	Simple Assault	Anti-Islamic (Moslem)
Maine State Police		
1	Destruction/Damage/Vandalism	Anti-Jewish
1	Harassment	Anti-Female Homosexual (Lesbian)

24 Agencies 56 Offenses