

HATE CRIME

Commencing in 1992, law enforcement officers are to report hate crimes as a supplementary report to the UCR program. Under Title 25 sec. 1544, hate crimes are defined as those that “manifest evidence of prejudice based on race, religion, sexual orientation or ethnicity ...”. On June 26, 1997, disability bias was added to the definition of hate crime, creating two new categories: Anti-Mental Disability and Anti-Physical Disability. Maine’s hate crimes are further reported to the FBI as part of the federal Hate Crimes Statistics Act.

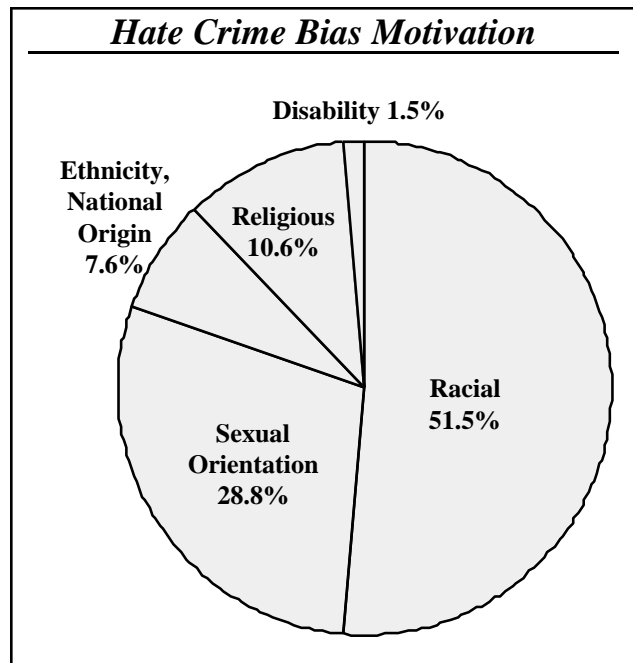
The reported number of hate crime incidents in Maine in 2010 was 66. These incidents involved 79 victims with at least 67 offenders, and resulted in a total of 69 offenses.

Hate Crime 2010	
Number of incidents	66
Number of victims	79
Number of offenders	67
Number of offenses	69

In 2010, the most commonly reported bias motivation was racial. The second largest percentage was sexual orientation and the third religious hate crimes.

Hate Crime Bias Motivation				
Bias Nature	Group %	Bias Type	Incidents of bias	% of Total
Racial	51.5%	Anti-White	1	1.5%
		Anti-Black	31	47.0%
		Anti-American Indian/ Alaskan Native	—	—
		Anti-Asian/Pacific Islander	1	1.5%
		Anti-Multi-Races Group	1	1.5%
		Sexual Orientation	28.8%	Anti-Male Homosexual
		Anti-Female Homosexual	2	3.0%
		Anti-Homosexual (Male & Female)	2	3.0%
		Anti-Heterosexual	—	—
		Anti-Bisexual	1	1.5%
Ethnicity, National Origin	7.6%	Anti-Hispanic	4	6.1%
		Anti-Other Ethnic/ National Origin	1	1.5%
Religious	10.6%	Anti-Jewish	4	6.1%
		Anti-Catholic	1	1.5%
		Anti-Protestant	—	—
		Anti-Islamic (Moslem)	1	1.5%

Hate Crime Bias Motivation (cont.)				
Bias Nature	Group %	Bias Type	Incidents of bias	% of Total
Religious	10.6%	Anti-Other Religion	1	1.5%
		Anti-Multi-Religious Group	—	—
		Anti-Atheist/ Agnostic	—	—
Disability	1.5%	Anti-Mental Disability	—	—
		Anti-Physical Disability	1	1.5%
Not Reported			—	—
Total	100.0%	Total	66	100.0%



The most frequently reported location of bias crimes in 2010 was residences and homes. The second most common location was highways, roads, alleys and streets, and the third was schools and colleges.

Hate Crime Locations		
Location	Incidents	%
Air/Bus/Train Terminal	2	3.0%
Bank/Savings and Loan	—	—
Bar/Nightclub	3	4.5%
Church/Synagogue/Temple	3	4.5%
Commercial/Office Building	1	1.5%
Construction Site	—	—
Convenience Store	3	4.5%

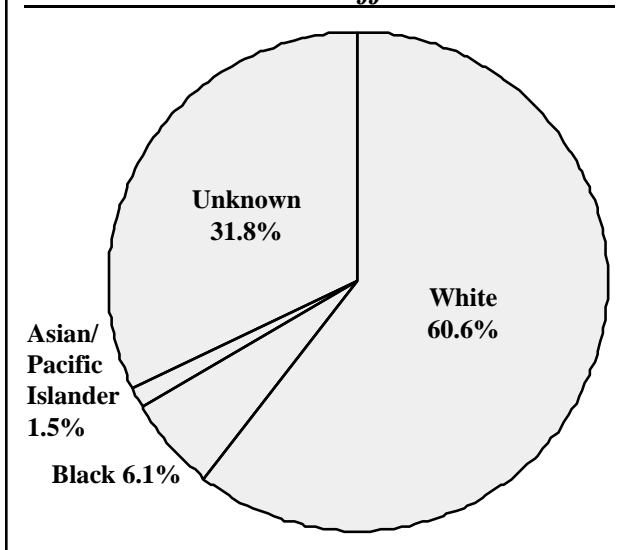
Hate Crime Locations (cont.)

Location	Incidents	%
Department/Discount Store	1	1.5%
Drug Store/Doctor's Office/Hospital	—	—
Field/Woods	1	1.5%
Government/Public Building	2	3.0%
Grocery/Supermarket	—	—
Highway/Road/Street/Alley	12	18.2%
Hotel/Motel	1	1.5%
Jail/Prison	—	—
Lake/Waterway	—	—
Liquor Store	—	—
Parking Lot/Garage	3	4.5%
Rental Storage Facility	—	—
Residence/Home	17	25.8%
Restaurant	2	3.0%
School/College	12	18.2%
Service/Gas Station	—	—
Specialty Store	1	1.5%
Other/Unknown	2	3.0%
Total	66	100.0%

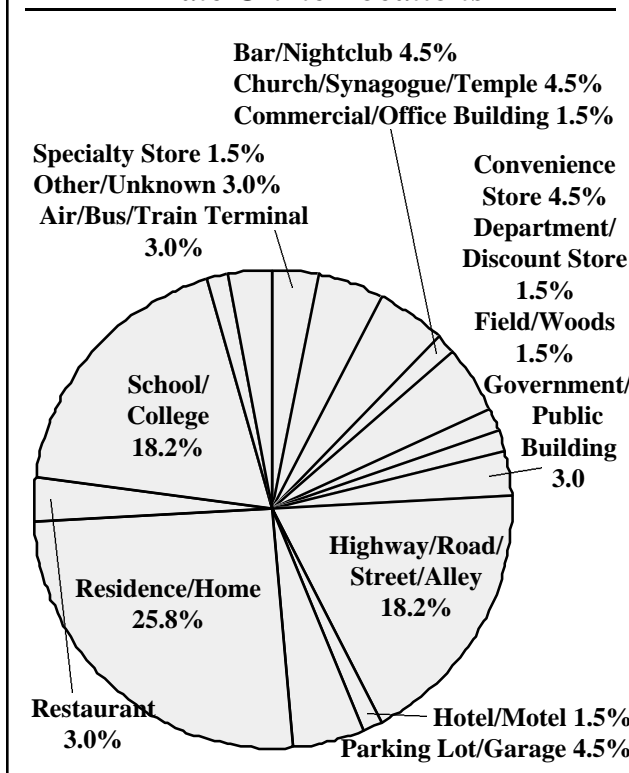
Hate Crime Offenders by Race

Suspected Offenders' Race	No.	% of Total
White	40	60.6%
Black	4	6.1%
American Indian/Alaskan Native	—	—
Asian/Pacific Islander	1	1.5%
Multi-Racial Group	—	—
Unknown	21	31.8%
Total	66	100.0%

Hate Crime Offenders



Hate Crime Locations



The most common race of suspected offender of hate crimes was white.

Information on the victims of hate crimes is limited to victim type. While bias motivation information identifies the offender's bias, it is important to note that the victim may not actually belong to the group the offender sought to harm. For this reason, information on the victims' actual group membership is not recorded.

Victim type, in the hate crime data collection program is listed as: individual, business, financial institution, government, religious organization, society/public, other and unknown. Of these victim types, individuals were reported to be the main hate crime target.

Hate Crime Offenses by Victim Type

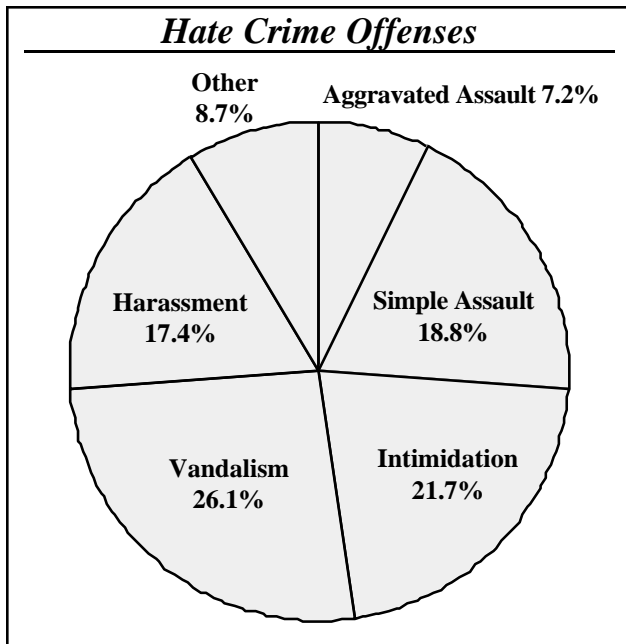
Victim Type	No.	% of Total
Individual	59	89.4%
Business	1	1.5%
Financial Institution	—	—
Government	—	—
Religious Organization	4	6.1%
Society/Public	—	—
Other	2	3.0%
Unknown	—	—
Not Reported	—	—
Total	66	100.0%

Offense information in the hate crime data collection program are defined in accordance with federal Uniform Crime Reporting definitions and do not necessarily conform to Maine state definitions. Complete offense definitions are available in the appendix to this publication.

Hate crime offense information falls into the eight index crimes — murder, rape, robbery, aggravated assault, burglary, larceny-theft, motor vehicle theft, and arson — plus the non-index crimes of simple assault, intimidation and vandalism. Additionally, Maine’s hate crime reporting statute provides for the reporting of harassment as a supplemental offense category.

Offense	Volume	% of Total
Murder	—	—
Rape	—	—
Robbery	—	—
Aggravated Assault	5	7.2%
Burglary	—	—
Larceny-Theft	—	—
Motor Vehicle Theft	—	—
Arson	—	—
Simple Assault	13	18.8%
Intimidation	15	21.7%
Vandalism	18	26.1%
Harassment*	12	17.4%
Other	6	8.7%
Total	69	100.0%

*Harassment not included as a federal hate crime offense.



Offenses Reported by Agency

Androscoggin County Sheriff's Dept.	1 Simple Assault	Anti-Male Homosexual (Gay)
Augusta Police Dept.	2 Aggravated Assault	Anti-Black
	1 Aggravated Assault	Anti-Hispanic
	1 Simple Assault	Anti-Male Homosexual (Gay)
	1 Simple Assault	Anti-Black
	1 Simple Assault	Anti-White
	2 Intimidation	Anti-Black
	1 Harassment	Anti-Black
	1 Harassment	Anti-Male Homosexual (Gay)
	1 Destruction/Damage/Vandalism	Anti-Male Homosexual (Gay)
	1 Destruction/Damage/Vandalism	Anti-Black
	1 Destruction/Damage/Vandalism	Anti-Jewish
Baileyville Police Dept.	1 Destruction/Damage/Vandalism	Anti-Male Homosexual (Gay)
Bangor Police Dept.	1 Destruction/Damage/Vandalism	Anti-Jewish
Bar Harbor Police Dept.	1 Simple Assault	Anti-Male Homosexual (Gay)
Belfast Police Dept.	1 Simple Assault	Anti-Islamic (Muslim)
	1 Harassment	Anti-Hispanic
Biddeford Police Dept.	1 Aggravated Assault	Anti-Black
	2 Intimidation	Anti-Black
Bucksport Police Dept.	1 Other — Terrorizing	Anti-Black
Cumberland County Sheriff's Office	1 Other — Threatening	Anti-Black
Damariscotta Police Dept.	1 Destruction/Damage/Vandalism	Anti-Jewish
Kittery Police Dept.	1 Harassment	Anti-Black
Lewiston Police Dept.	1 Simple Assault	Anti-Male Homosexual (Gay)
Livermore Falls Police Dept.	1 Harassment	Anti-Male Homosexual (Gay)
	1 Other — Criminal Threatening	Anti-Male Homosexual (Gay)
Old Orchard Beach Police Dept.	1 Intimidation	Anti-Black
	1 Destruction/Damage/Vandalism	Anti-Male Homosexual (Gay)
Paris Police Dept.	1 Destruction/Damage/Vandalism	Anti-Hispanic
Portland Police Dept.	1 Simple Assault	Anti-Other Ethnicity/National Origin
	1 Intimidation	Anti-Black
	1 Harassment	Anti-Male Homosexual (Gay)
	2 Destruction/Damage/Vandalism	Anti-Black
	1 Other — Terrorizing	Anti-Male Homosexual (Gay)
	1 Other — Threatening	Anti-Physical Disability
Rockland Police Dept.	1 Simple Assault	Anti-Homosexual (Gay & Lesbian)
Saco Police Dept.	1 Aggravated Assault	Anti-Male Homosexual (Gay)
	2 Simple Assault	Anti-Black
	2 Intimidation	Anti-Black
	1 Destruction/Damage/Vandalism	Anti-Other Religion
Sagadahoc County Sheriff's Dept.	1 Harassment	Anti-Black
	1 Destruction/Damage/Vandalism	Anti-Black
	1 Other — Trespass	Anti-Male Homosexual (Gay)
Sanford Police Dept.	1 Destruction/Damage/Vandalism	Anti-Jewish
	2 Harassment	Anti-Black
	1 Harassment	Anti-Black
South Portland Police Dept.	2 Intimidation	Anti-Black
	1 Intimidation	Anti-Female Homosexual (Lesbian)
University of Southern Maine Police Dept.-Gorham	1 Simple Assault	Anti-Bisexual
	1 Harassment	Anti-Black
	1 Harassment	Anti-Male Homosexual (Gay)
Yarmouth Police Dept.	1 Intimidation	Anti-Black
Maine State Police	1 Simple Assault	Anti-Multiple Races, Group
	1 Intimidation	Anti-Black
	1 Intimidation	Anti-Asian/Pacific Islander
	1 Intimidation	Anti-Homosexual (Gay & Lesbian)
	3 Destruction/Damage/Vandalism	Anti-Black
	1 Destruction/Damage/Vandalism	Anti-Female Homosexual (Lesbian)
	1 Destruction/Damage/Vandalism	Anti-Catholic
24 agencies	69 offenses	