

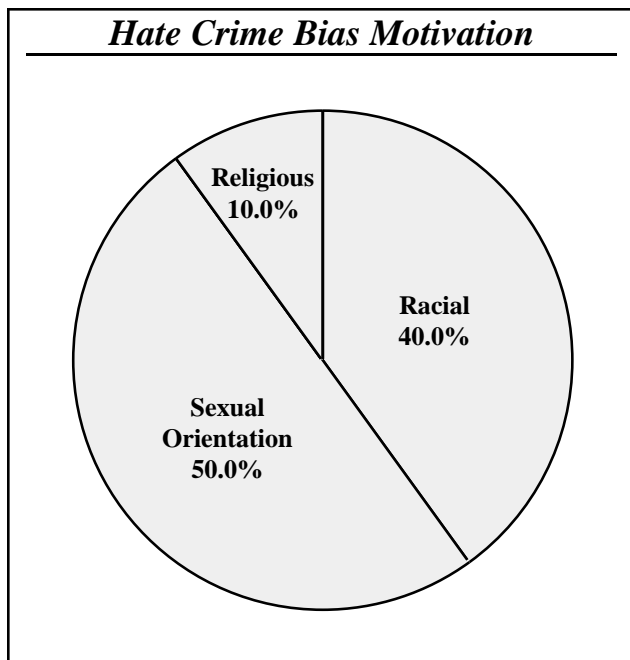
HATE CRIME

Commencing in 1992, law enforcement officers are to report hate crimes as a supplementary report to the UCR program. Under Title 25 sec. 1544, hate crimes are defined as those that “manifest evidence of prejudice based on race, religion, sexual orientation or ethnicity ...”. On June 26, 1997, disability bias was added to the definition of hate crime, creating two new categories: Anti-Mental Disability and Anti-Physical Disability. Maine’s hate crimes are further reported to the FBI as part of the federal Hate Crimes Statistics Act.

The reported number of hate crime incidents in Maine in 2013 was 27. These incidents involved 29 victims with at least 23 offenders, and resulted in a total of 30 offenses.

<i>Hate Crime 2013</i>	
Number of incidents	27
Number of victims	29
Number of offenders	23
Number of offenses	30

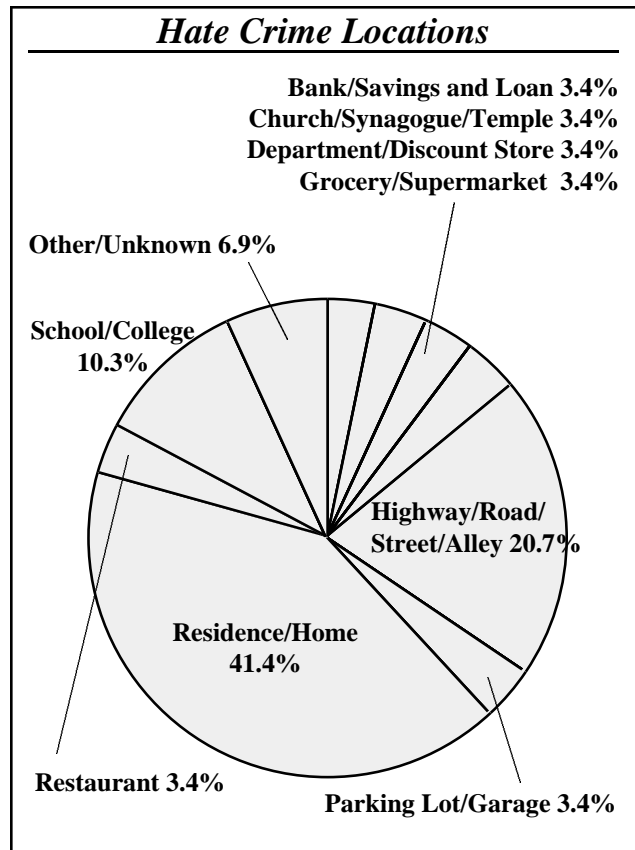
In 2012, the most commonly reported bias motivation was sexual orientation. The second largest percentage was racial and the third religious hate crimes.



<i>Hate Crime Bias Motivation</i>				
Bias Nature	Group %	Bias Type	Inci-dents of bias	% of Total
Racial	40.0%	Anti-White	—	—
		Anti-Black	12	40.0%
		Anti-American Indian/ Alaskan Native	—	—
		Anti-Asian/Pacific Islander	—	—
		Anti-Multi-Races Group	—	—
		Sexual Orientation	50.0%	Anti-Male Homosexual
Anti-Female Homosexual	2	6.7%		
Anti-Homosexual (Male & Female)	1	3.3%		
Anti-Heterosexual	—	—		
Anti-Bisexual	—	—		
Ethnicity, National Origin	—	Anti-Hispanic Anti-Other Ethnic/ National Origin		—
Religious	10.0%	Anti-Jewish	1	3.3%
		Anti-Catholic	—	—
		Anti-Protestant	1	3.3%
		Anti-Islamic (Moslem)	1	3.3%
		Anti-Other Religion	—	—
		Anti-Multi-Religious Group	—	—
		Anti-Atheist/ Agnostic	—	—
Disability	—	Anti-Mental Disability Anti-Physical Disability	—	—
Not Reported	—	—	—	—
Total	100.0%	Total	30	100.0%

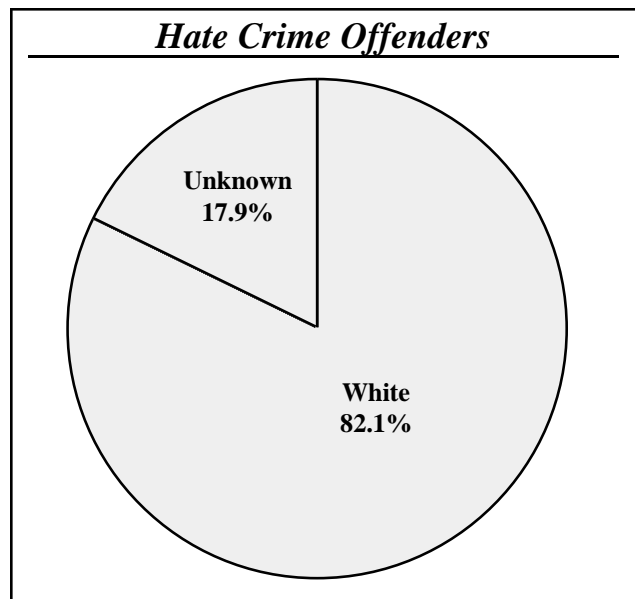
The most frequently reported location of bias crimes in 2013 was residences and homes. The second most common location was highways, roads, alleys and streets, and the third was schools and colleges.

<i>Hate Crime Locations</i>		
Location	Incidents	%
Air/Bus/Train Terminal	—	—
Bank/Savings and Loan	1	3.4%
Bar/Nightclub	—	—
Church/Synagogue/Temple	1	3.4%
Commercial/Office Building	—	—
Construction Site	—	—
Convenience Store	—	—
Department/Discount Store	1	3.4%
Drug Store/Doctor’s Office/Hospital	—	—
Field/Woods	—	—
Government/Public Building	—	—
Grocery/Supermarket	1	3.4%
Highway/Road/Street/Alley	6	20.7%
Hotel/Motel	—	—
Jail/Prison	—	—
Lake/Waterway	—	—
Liquor Store	—	—
Parking Lot/Garage	1	3.4%
Rental Storage Facility	—	—
Residence/Home	12	41.4%
Restaurant	1	3.4%
School/College	3	10.3%
Service/Gas Station	—	—
Specialty Store	—	—
Other/Unknown	2	6.9%
Total	29	100.0%



The most common race of suspected offenders of hate crimes was white.

<i>Hate Crime Offenders by Race</i>		
Suspected Offenders’ Race	No.	% of Total
White	23	82.1%
Black	—	—
American Indian/Alaskan Native	—	—
Asian/Pacific Islander	—	—
Multi-Racial Group	—	—
Unknown	5	17.9%
Total	28	100.0%



Information on the victims of hate crimes is limited to victim type. While bias motivation information identifies the offender’s bias, it is important to note that the victim may not actually belong to the group the offender sought to harm. For this reason, information on the victims’ actual group membership is not recorded.

Victim type, in the hate crime data collection program is listed as: individual, business, financial institution, government, religious organization, society/public, other and unknown. Of these victim types, individuals were reported to be the main hate crime target.

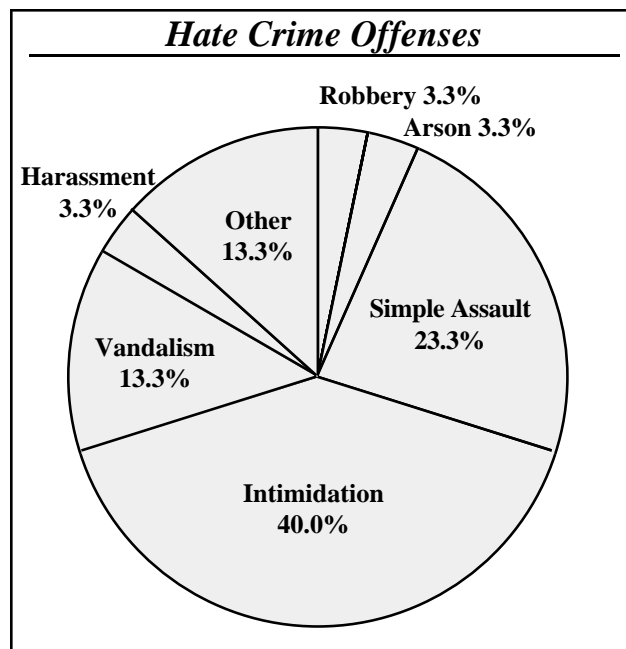
Victim Type	No.	% of Total
Individual	28	96.6%
Business	—	—
Financial Institution	—	—
Government	—	—
Religious Organization	1	3.4%
Society/Public	—	—
Other	—	—
Unknown	—	—
Not Reported	—	—
Total	29	100.0%

Offense information in the hate crime data collection program are defined in accordance with federal Uniform Crime Reporting definitions and do not necessarily conform to Maine state definitions. Complete offense definitions are available in the appendix to this publication.

Hate crime offense information falls into the eight index crimes — murder, rape, robbery, aggravated assault, burglary, larceny-theft, motor vehicle theft, and arson — plus the non-index crimes of simple assault, intimidation and vandalism. Additionally, Maine’s hate crime reporting statute provides for the reporting of harassment as a supplemental offense category.

Offense	Volume	% of Total
Murder	—	—
Rape	—	—
Robbery	1	3.3%
Aggravated Assault	—	—
Burglary	—	—
Larceny-Theft	—	—
Motor Vehicle Theft	—	—
Arson	1	3.3%
Simple Assault	7	23.3%
Intimidation	12	40.0%
Vandalism	4	13.3%
Harassment*	1	3.3%
Other	4	13.3%
Total	30	100.0%

**Harassment not included as a federal hate crime offense.*



Hate Crime Offenses Reported by Agency

Auburn Police Department	2.....Other — Threatening.....	Anti-Black
Augusta Police Department	1.....Intimidation.....	Anti-Black
	1.....Other — Disorderly Conduct.....	Anti-Male Homosexual (Gay)
Belfast Police Department	1.....Simple Assault.....	Anti-Homosexual (Gay & Lesbian)
Cape Elizabeth Police Department	1.....Intimidation.....	Anti-Black
Ellsworth Police Department	1.....Simple Assault.....	Anti-Black
Lewiston Police Department	1.....Arson.....	Anti-Male Homosexual (Gay)
	1.....Destruction/Damage/Vandalism.....	Anti-Male Homosexual (Gay)
Machias Police Department	1.....Simple Assault.....	Anti-Male Homosexual (Gay)
	1.....Robbery.....	Anti-Male Homosexual (Gay)
Maine State Police, Troop C	1.....Intimidation.....	Anti-Black
Mexico Police Department	1.....Intimidation.....	Anti-Black
Monmouth Police Department	1.....Intimidation.....	Anti-Female Homosexual (Lesbian)
Old Orchard Beach Police Department	1.....Simple Assault	Anti-Black
Portland Police Department	1.....Other — Criminal Threatening	Anti-Black
	1.....Destruction/Damage/Vandalism.....	Anti-Islamic (Muslim)
Sagadahoc County Sheriff's Office	1.....Simple Assault.....	Anti-Male Homosexual (Gay)
Scarborough Police Department	1.....Harassment.....	Anti-Male Homosexual (Gay)
	1.....Intimidation.....	Anti-Male Homosexual (Gay)
Searsport Police Department	1.....Intimidation.....	Anti-Male Homosexual (Gay)
Skowhegan Police Department	1.....Intimidation.....	Anti-Male Homosexual (Gay)
	1.....Simple Assault.....	Anti-Male Homosexual (Gay)
South Portland Police Department	1.....Destruction/Damage/Vandalism.....	Anti-Jewish
	1.....Destruction/Damage/Vandalism.....	Anti-Protestant
	1.....Intimidation.....	Anti-Male Homosexual (Gay)
	1.....Intimidation.....	Anti-Female Homosexual (Lesbian)
	1.....Simple Assault	Anti-Black
Waldo County Sheriff's Office	1.....Intimidation.....	Anti-Black
Wiscasset Police Department	1.....Intimidation.....	Anti-Black

30	31
Agencies	Offenses