

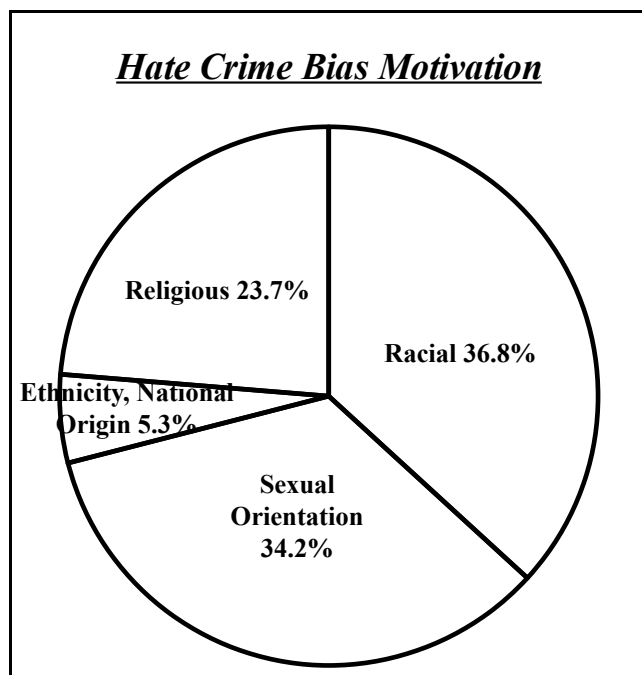
## HATE CRIME

Commencing in 1992, law enforcement officers are to report hate crimes as a supplementary report to the UCR program. Under Title 25 sec. 1544, hate crimes are defined as those that “manifest evidence of prejudice based on race, religion, sexual orientation or ethnicity ...”. On June 26, 1997, disability bias was added to the definition of hate crime, creating two new categories: Anti-Mental Disability and Anti-Physical Disability. Maine’s hate crimes are further reported to the FBI as part of the federal Hate Crimes Statistics Act.

The reported number of hate crime incidents in Maine in 2015 was 38. These incidents involved 58 victims with at least 28 offenders, and resulted in a total of 40 offenses.

<i>Hate Crime 2015</i>	
Number of incidents .....	38
Number of victims .....	58
Number of offenders .....	28
Number of offenses .....	40

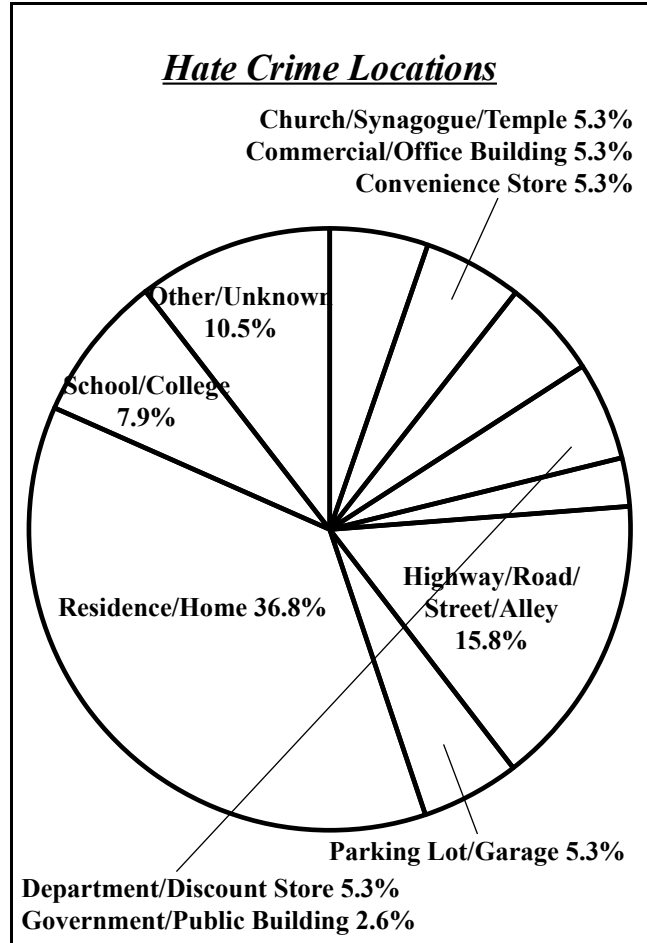
In 2015, the most commonly reported bias motivation was racial, followed by sexual orientation, religious hate crimes, and ethnicity, national origin.



<i>Hate Crime Bias Motivation</i>						
Bias Nature	Group %	Bias Type	Inci-dents of Bias	% of Total		
Racial	36.8%	Anti-White	—	—		
		Anti-Black	14	36.8%		
		Anti-American Indian/ Alaskan Native	—	—		
		Anti-Asian/Pacific Islander	—	—		
		Anti-Multi-Races Group	—	—		
		Sexual Orientation	34.2%	Anti-Male Homosexual	7	18.4%
				Anti-Female Homosexual	2	5.3%
Anti-Homosexual (Male & Female)	4			10.5%		
Anti-Heterosexual	—			—		
Anti-Bisexual	—			—		
Ethnicity, National Origin	5.3%			Anti-Hispanic	1	2.6%
				Anti-Other Ethnic/ National Origin	1	2.6%
Religious	23.7%	Anti-Jewish	1	2.6%		
		Anti-Catholic	1	2.6%		
		Anti-Protestant	—	—		
		Anti-Islamic (Moslem)	5	13.2%		
		Anti-Other Religion	1	2.6%		
		Anti-Multi-Religious Group	1	2.6%		
		Anti-Atheist/ Agnostic	—	—		
Disability	—	Anti-Mental Disability	—	—		
		Anti-Physical Disability	—	—		
Not Reported			—	—		
Total	100.0%	Total	38	100.0%		

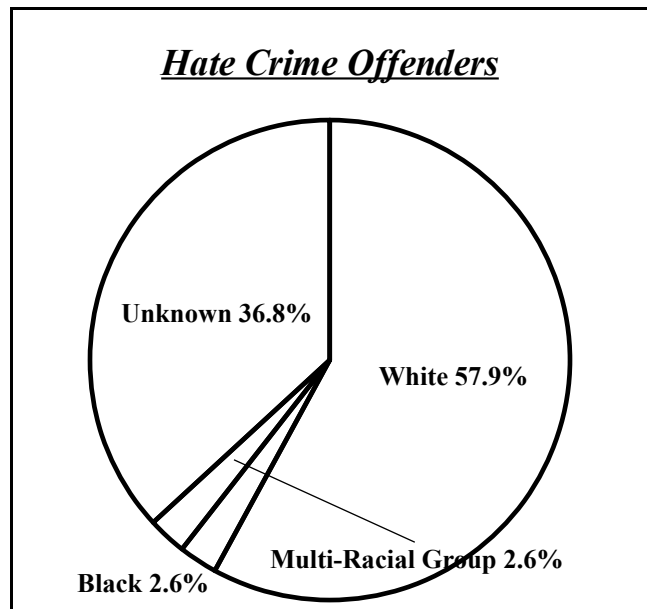
The most frequently reported location of bias crimes in 2015 was residences and homes. The second most common location was highways, roads, streets, and alleys, and the third was other/unknown.

<b><i>Hate Crime Locations</i></b>		
<b>Location</b>	<b>Incidents</b>	<b>%</b>
Air/Bus/Train Terminal	—	—
Bank/Savings and Loan	—	—
Bar/Nightclub	—	—
Church/Synagogue/Temple	2	5.3%
Commercial/Office Building	2	5.3%
Construction Site	—	—
Convenience Store	2	5.3%
Department/Discount Store	2	5.3%
Drug Store/Doctor's Office/Hospital	—	—
Field/Woods	—	—
Government/Public Building	1	2.6%
Grocery/Supermarket	—	—
Highway/Road/Street/Alley	6	15.8%
Hotel/Motel	—	—
Jail/Prison	—	—
Lake/Waterway	—	—
Liquor Store	—	—
Parking Lot/Garage	2	5.3%
Rental Storage Facility	—	—
Residence/Home	14	36.8%
Restaurant	—	—
School/College	3	7.9%
Service/Gas Station	—	—
Specialty Store	—	—
Other/Unknown	4	10.5%
<b>Total</b>	<b>38</b>	<b>100.0%</b>



The most common race of suspected offenders of hate crimes was white.

<b><i>Hate Crime Offenders by Race</i></b>		
<b>Suspected Offenders' Race</b>	<b>No.</b>	<b>% of Total</b>
White	22	57.9%
Black	1	2.6%
American Indian/Alaskan Native	—	—
Asian/Pacific Islander	—	—
Multi-Racial Group	1	2.6%
Unknown	14	36.8%
<b>Total</b>	<b>38</b>	<b>100.0%</b>



Information on the victims of hate crimes is limited to victim type. While bias motivation information identifies the offender’s bias, it is important to note that the victim may not actually belong to the group the offender sought to harm. For this reason, information on the victims’ actual group membership is not recorded.

Victim type, in the hate crime data collection program, is listed as: individual, business, financial institution, government, religious organization, society/public, other and unknown. Of these victim types, individuals were reported to be the main hate crime target.

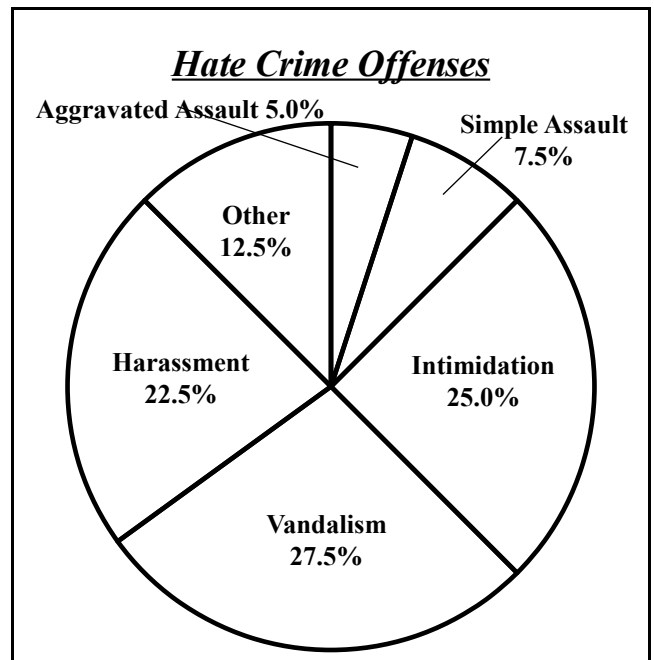
<b>Victim Type</b>	<b>No.</b>	<b>% of Total</b>
Individual	32	80.0%
Business	3	7.5%
Financial Institution	—	—
Government	1	2.5%
Religious Organization	2	5.0%
Society/Public	1	2.5%
Other	1	2.5%
Unknown	—	—
Not Reported	—	—
<b>Total</b>	<b>40</b>	<b>100.0%</b>

Offense information in the hate crime data collection program are defined in accordance with federal Uniform Crime Reporting definitions and do not necessarily conform to Maine state definitions. Complete offense definitions are available in the appendix to this publication.

Hate crime offense information falls into the eight index crimes — murder, rape, robbery, aggravated assault, burglary, larceny-theft, motor vehicle theft, and arson — plus the non-index crimes of simple assault, intimidation and vandalism. Additionally, Maine’s hate crime reporting statute provides for the reporting of harassment as a supplemental offense category.

<b>Offense</b>	<b>Volume</b>	<b>% of Total</b>
Murder	—	—
Rape	—	—
Robbery	—	—
Aggravated Assault	2	5.0%
Burglary	—	—
Larceny-Theft	—	—
Motor Vehicle Theft	—	—
Arson	—	—
Simple Assault	3	7.5%
Intimidation	10	25.0%
Vandalism	11	27.5%
Harassment*	9	22.5%
Other	5	12.5%
<b>Total</b>	<b>40</b>	<b>100.0%</b>

*\*Harassment not included as a federal hate crime offense.*



***Hate Crime Offenses Reported by Agency***

**Augusta Police Department**

- 1.....Simple Assault.....Anti-Black
- 1.....Intimidation.....Anti-Black
- 1.....Destruction/Damage/Vandalism.....Anti-Homosexual (Gay & Lesbian)
- 1.....Other — Criminal Threatening.....Anti-Female Homosexual (Lesbian)

**Brewer Police Department**

- 1.....Intimidation.....Anti-Black

**Islesboro Police Department**

- 2.....Intimidation.....Anti-Male Homosexual (Gay)

**Lewiston Police Department**

- 1.....Destruction/Damage/Vandalism.....Anti-Other Ethnicity/National Origin
- 2.....Other — Criminal Threatening.....Anti-Black
- 1.....Destruction/Damage/Vandalism.....Anti-Black

**Livermore Falls Police Department**

- 1.....Harassment.....Anti-Hispanic

**Maine State Police**

- 1.....Intimidation.....Anti-Black

**Old Orchard Beach Police Department**

- 1.....Harassment.....Anti-Male Homosexual (Gay)
- 2.....Harassment.....Anti-Black

**Portland Police Department**

- 1.....Destruction/Damage/Vandalism.....Anti-Homosexual (Gay & Lesbian)
- 1.....Destruction/Damage/Vandalism.....Anti-Multi-Religious Group
- 1.....Destruction/Damage/Vandalism.....Anti-Catholic
- 1.....Harassment.....Anti-Black
- 1.....Harassment.....Anti-Islamic (Muslim)
- 1.....Simple Assault.....Anti-Islamic (Muslim)
- 1.....Other — Terrorizing.....Anti-Islamic (Muslim)

**Saco Police Department**

- 1.....Intimidation.....Anti-Black
- 1.....Aggravated Assault.....Anti-Male Homosexual (Gay)
- 1.....Destruction/Damage/Vandalism.....Anti-Jewish
- 1.....Simple Assault.....Anti-Female Homosexual (Lesbian)
- 1.....Harassment.....Anti-Homosexual (Gay & Lesbian)

**Sagadahoc County Sheriff's Office**

- 2.....Destruction/Damage/Vandalism.....Anti-Male Homosexual (Gay)

**Sanford Police Department**

- 1.....Other — Bomb Threat.....Anti-Other Religion

**Scarborough Police Department**

- 1.....Intimidation.....Anti-Islamic (Muslim)
- 1.....Harassment.....Anti-Islamic (Muslim)
- 1.....Intimidation.....Anti-Black
- 1.....Harassment.....Anti-Black

**South Portland Police Department**

- 1.....Intimidation.....Anti-Islamic (Muslim)
- 1.....Destruction/Damage/Vandalism.....Anti-Black
- 1.....Destruction/Damage/Vandalism.....Anti-Male Homosexual (Gay)
- 1.....Intimidation.....Anti-Homosexual (Gay & Lesbian)

**Topsham Police Department**

- 1.....Aggravated Assault.....Anti-Black

---

**14      40**  
**Agencies    Offenses**