

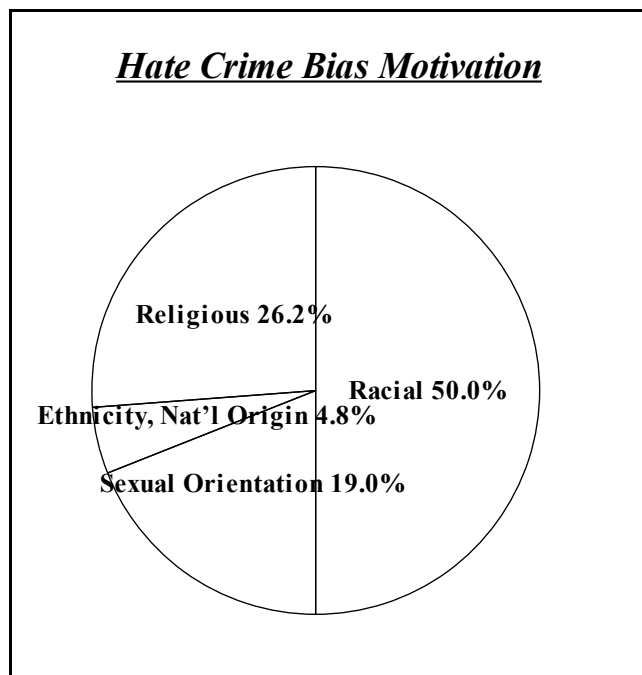
## HATE CRIME

Commencing in 1992, law enforcement officers are to report hate crimes as a supplementary report to the UCR program. Under Title 25 sec. 1544, hate crimes are defined as those that “manifest evidence of prejudice based on race, religion, sexual orientation or ethnicity ...”. On June 26, 1997, disability bias was added to the definition of hate crime, creating two new categories: Anti-Mental Disability and Anti-Physical Disability. Maine’s hate crimes are further reported to the FBI as part of the federal Hate Crimes Statistics Act.

The reported number of hate crime incidents in Maine in 2016 was 40. These incidents involved 40 victims with at least 32 offenders, and resulted in a total of 42 offenses.

<i>Hate Crime 2016</i>	
Number of incidents .....	40
Number of victims .....	40
Number of offenders .....	32
Number of offenses .....	42

In 2016, the most commonly reported bias motivation was racial, followed by religious, sexual orientation, and ethnicity, national origin hate crimes.



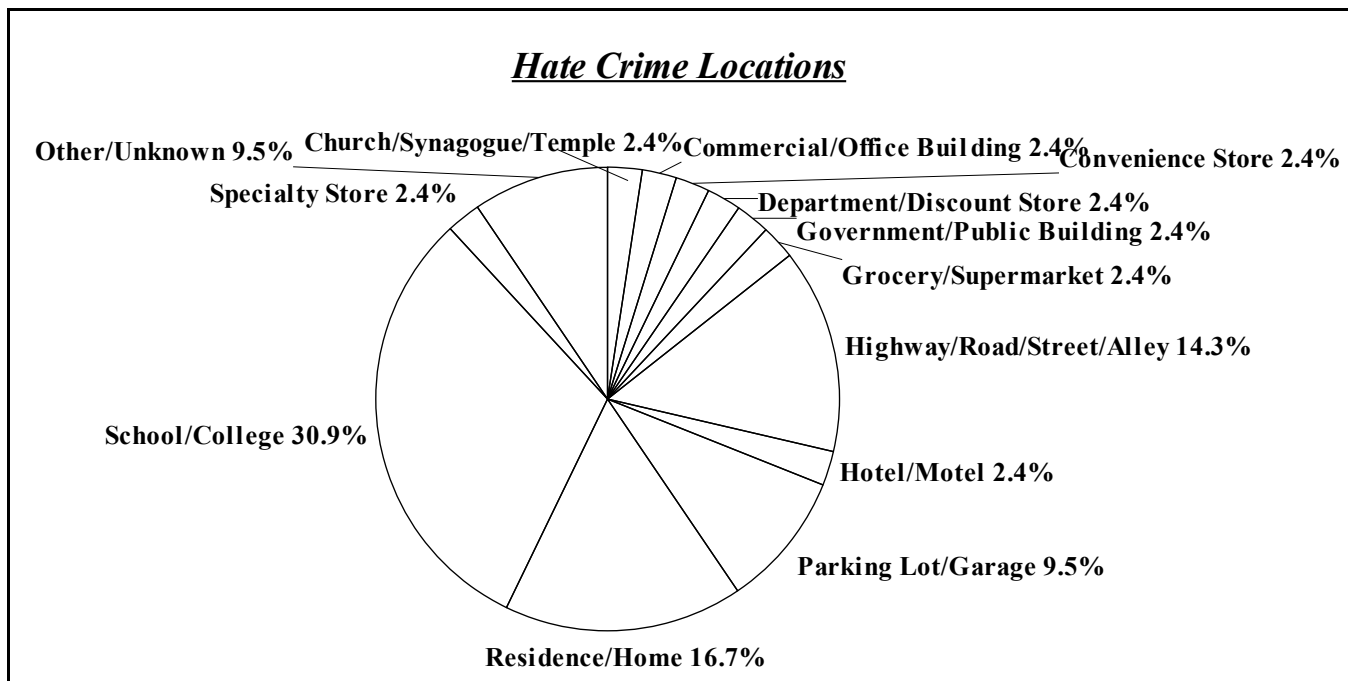
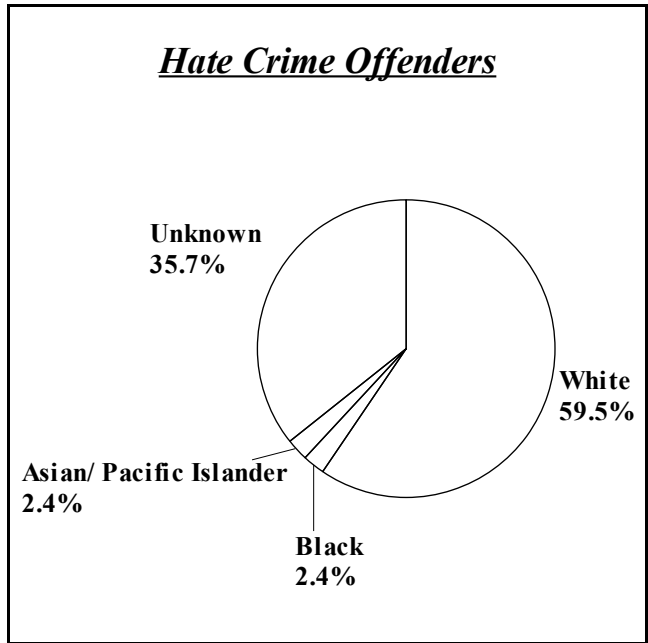
<i>Hate Crime Bias Motivation</i>				
Bias Nature	Group %	Bias Type	Inci-dents of Bias	% of Total
Racial	50.0%	Anti-White	1	2.4%
		Anti-Black	19	45.2%
		Anti-American Indian/ Alaskan Native	—	—
		Anti-Asian/Pacific Islander	1	2.4%
		Anti-Multi-Races Group	—	—
		Sexual Orientation	19.0%	Anti-Male Homosexual
Anti-Female Homosexual	—	—		
Anti-Homosexual (Male & Female)	2	4.8%		
Anti-Heterosexual	—	—		
Anti-Bisexual	—	—		
Ethnicity, National Origin	4.8%	Anti-Hispanic		—
Anti-Other Ethnic/ National Origin		2	4.8%	
Religious	26.2%	Anti-Jewish	5	11.9%
		Anti-Catholic	—	—
		Anti-Protestant	—	—
		Anti-Islamic (Moslem)	6	14.3%
		Anti-Other Religion	—	—
		Anti-Multi-Religious Group	—	—
Disability	—	Anti-Mental Disability	—	—
		Anti-Physical Disability	—	—
Not Reported	—		—	—
Total	100.0%	Total	42	100.0%

The most frequently reported location of bias crimes in 2016 was schools and colleges. The second most common location was residences and homes, and the third was high-ways, roads, streets and alleys.

<b><i>Hate Crime Locations</i></b>		
<b>Location</b>	<b>Incidents</b>	<b>%</b>
Air/Bus/Train Terminal	—	—
Bank/Savings and Loan	—	—
Bar/Nightclub	—	—
Church/Synagogue/Temple	1	2.4%
Commercial/Office Building	1	2.4%
Construction Site	—	—
Convenience Store	1	2.4%
Department/Discount Store	1	2.4%
Drug Store/Doctor's Office/Hospital	—	—
Field/Woods	—	—
Government/Public Building	1	2.4%
Grocery/Supermarket	1	2.4%
Highway/Road/Street/Alley	6	14.3%
Hotel/Motel	1	2.4%
Jail/Prison	—	—
Lake/Waterway	—	—
Liquor Store	—	—
Parking Lot/Garage	4	9.5%
Rental Storage Facility	—	—
Residence/Home	7	16.7%
Restaurant	—	—
School/College	13	30.9%
Service/Gas Station	—	—
Specialty Store	1	2.4%
Other/Unknown	4	9.5%
<b>Total</b>	<b>42</b>	<b>100.0%</b>

The most common race of suspected offenders of hate crimes was white.

<b><i>Hate Crime Offenders by Race</i></b>		
<b>Suspected Offenders' Race</b>	<b>No.</b>	<b>% of Total</b>
White	25	59.5%
Black	1	2.4%
American Indian/Alaskan Native	—	—
Asian/Pacific Islander	1	2.4%
Multi-Racial Group	—	—
Unknown	15	35.7%
<b>Total</b>	<b>42</b>	<b>100.0%</b>



Information on the victims of hate crimes is limited to victim type. While bias motivation information identifies the offender’s bias, it is important to note that the victim may not actually belong to the group the offender sought to harm. For this reason, information on the victims’ actual group membership is not recorded.

Victim type, in the hate crime data collection program, is listed as: individual, business, financial institution, government, religious organization, society/public, other and unknown. Of these victim types, individuals were reported to be the main hate crime target.

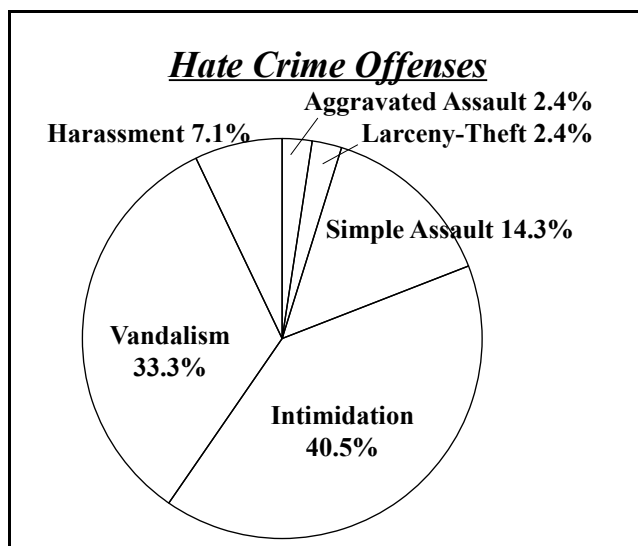
<b>Victim Type</b>	<b>No.</b>	<b>% of Total</b>
Individual	37	88.1%
Business	1	2.4%
Financial Institution	—	—
Government	—	—
Religious Organization	1	2.4%
Society/Public	—	—
Other	3	7.1%
Unknown	—	—
Not Reported	—	—
<b>Total</b>	<b>42</b>	<b>100.0%</b>

Offense information in the hate crime data collection program are defined in accordance with federal Uniform Crime Reporting definitions and do not necessarily conform to Maine state definitions. Complete offense definitions are available in the appendix to this publication.

Hate crime offense information falls into the eight index crimes — murder, rape, robbery, aggravated assault, burglary, larceny-theft, motor vehicle theft, and arson — plus the non-index crimes of simple assault, intimidation and vandalism. Additionally, Maine’s hate crime reporting statute provides for the reporting of harassment as a supplemental offense category.

<b>Offense</b>	<b>Volume</b>	<b>% of Total</b>
Murder	—	—
Rape	—	—
Robbery	—	—
Aggravated Assault	1	2.4%
Burglary	—	—
Larceny-Theft	1	2.4%
Motor Vehicle Theft	—	—
Arson	—	—
Simple Assault	6	14.3%
Intimidation	17	40.5%
Vandalism	14	33.3%
Harassment*	3	7.1%
Other	—	—
<b>Total</b>	<b>42</b>	<b>100.0%</b>

*\*Harassment not included as a federal hate crime offense.*



***Hate Crime Offenses Reported by Agency***

**Augusta Police Department**

- 1.....Simple Assault.....Anti-Islamic (Muslim)
- 1.....Destruction/Damage/Vandalism.....Anti-Homosexual (Gay & Lesbian)

**Biddeford Police Department**

- 1.....Destruction/Damage/Vandalism.....Anti-Islamic (Muslim)

**Farmington Police Department**

- 1.....Destruction/Damage/Vandalism.....Anti-Homosexual (Gay & Lesbian)

**Lewiston Police Department**

- 1.....Simple Assault.....Anti-Black
- 1.....Harassment.....Anti-Black

**Lincoln Police Department**

- 1.....Simple Assault.....Anti-Black

**Maine State Police**

- 1.....Intimidation.....Anti-Black

**Old Orchard Beach Police Department**

- 1.....Destruction/Damage/Vandalism.....Anti-Black

**Portland Police Department**

- 1.....Destruction/Damage/Vandalism.....Anti-Black
- 1.....Aggravated Assault.....Anti-White
- 3.....Intimidation.....Anti-Black
- 1.....Harassment.....Anti-Black
- 1.....Destruction/Damage/Vandalism.....Anti-Islamic (Muslim)
- 1.....Intimidation.....Anti-Islamic (Muslim)
- 1.....Intimidation.....Anti-Jewish
- 1.....Destruction/Damage/Vandalism.....Anti-Male Homosexual (Gay)
- 1.....Intimidation.....Anti-Male Homosexual (Gay)
- 1.....Simple Assault.....Anti-Other Ethnicity/National Origin

**Saco Police Department**

- 2.....Intimidation.....Anti-Black
- 1.....Destruction/Damage/Vandalism.....Anti-Black
- 2.....Intimidation.....Anti-Jewish
- 1.....Intimidation.....Anti-Asian/Pacific Islander

**Sanford Police Department**

- 1.....Harassment.....Anti-Male Homosexual (Gay)
- 1.....Larceny-theft.....Anti-Other Ethnicity/National Origin

**Scarborough Police Department**

- 1.....Destruction/Damage/Vandalism.....Anti-Jewish

**South Portland Police Department**

- 1.....Intimidation.....Anti-Islamic (Muslim)
- 1.....Simple Assault.....Anti-Male Homosexual (Gay)
- 1.....Destruction/Damage/Vandalism.....Anti-Jewish

**University of Maine, Gorham**

- 1.....Destruction/Damage/Vandalism.....Anti-Black
- 1.....Destruction/Damage/Vandalism.....Anti-Male Homosexual (Gay)
- 3.....Intimidation.....Anti-Black
- 1.....Destruction/Damage/Vandalism.....Anti-Islamic (Muslim)
- 1.....Intimidation.....Anti-Male Homosexual (Gay)

**Waterville Police Department**

- 1.....Destruction/Damage/Vandalism.....Anti-Black
- 1.....Simple Assault.....Anti-Black

**14            42**  
**Agencies    Offenses**