



**State of Maine  
Department of Public Safety**

**STATE**


**CITY**



**COUNTY**

**CRIME IN MAINE  
2022**

**STATE OF MAINE DEPARTMENT OF  
PUBLIC SAFETY**



Janet T. Mills, **Governor**

Michael J. Sauschuck, **Commissioner**

William G. Ross, **Chief / Maine State Police**

Scott A. Gosselin, **Major Support Services Division**



**ACKNOWLEDGEMENTS**

The Maine State Police would like to express its appreciation to  
the following personnel who assisted in this publication:

**UCR Division:**

Matthew R. Ruel, Myriah Cotter, **Supervisors**

Jessica L. Cummings, **Publication Coordinator**

**Public Information Officer:**

Shannon Moss

The UCR Program is grateful for the continued support and cooperation from all submitting agencies, Maine Chiefs of Police Association, and the Sheriff's Association.

This publication is issued by the Maine Department of Public Safety, Maine State Police, as authorized by MRSA Title 25, § 1544, to inform the Governor, Legislature, and law enforcement agencies of the nature and extent of crime in the State of Maine.



**Prepared by:**

Uniform Crime Reporting / National Incident Base Reporting Division

45 Commerce Drive, Suite 1, Augusta, Me 04333-0042

(207) 624-7276



Janet T. Mills  
Governor

Michael J. Sauschuck  
Commissioner

STATE OF MAINE  
*Department of Public Safety*  
**MAINE STATE POLICE**

45 Commerce Drive - Suite 1  
Augusta, Maine 04333



COL. William G. Ross  
Chief

LTC. Brian P. Scott  
Deputy Chief

November 21, 2023

Honorable Janet T. Mills  
Governor, State of Maine  
1 State House Station  
Augusta, ME 04333-0001

Dear Governor Mills:

It is my privilege to submit to you and the members of the 131st Legislature the "2022 Crimes in Maine Annual Report," pursuant to section 1544 of Title 25 of the Maine Revised Statutes Annotated. This report is the product of the cooperative collection and submission efforts of more than 150 municipal, county and state law enforcement agencies in Maine to the State Bureau of Identification and the Records Management Unit of the Maine State Police.

National Incident Based Reporting System data provides law enforcement administrators, lawmakers, special interest groups and the public with valuable information that supports the formulation of public safety policy in the areas of law enforcement and crime prevention.

Maine's law enforcement community and its partners in the public and private sectors has a long-standing reputation of hard work and collaboration that has traditionally made Maine one of the safest states in the country.

We are sincerely grateful for the continued participation by Maine's police chiefs and sheriffs in this valuable program.

Sincerely,

Colonel William G. Ross  
Maine State Police

## ***TABLE OF CONTENTS***

---

Dedication Page.....	1-3
Introduction .....	4-5
Maine UCR Program Development.....	6
NIBRS Offense Definitions .....	7-9
State of Maine Profile.....	10
Contributing Law Enforcement Agencies.....	11
Crime in Maine 2021 NIBRS Flyer .....	12-13
2021 Crime Rate per 1,000 Population.....	14
NIBRS Crime Rate per County.....	15
NIBRS Group A Offenses by Month.....	16
Violent Crimes.....	17-22
Crimes Against Person .....	23-46
Murder and Non-Negligent Manslaughter Crime Chart.....	24-32
Aggravated Assault Crime Charts .....	33-36
Domestic Violence Assaults by County Chart.....	37-38
Sex Offenses Crime Charts .....	39-42
Kidnapping / Abduction Crime Charts .....	43-46
Crimes Against Property.....	47-66
Robbery Crime Charts.....	49-52
Burglary/Breaking & Entering Crime Charts .....	53-55
Larceny/Theft Crime Charts.....	56-59
Motor Vehicle Theft Crime Charts.....	60-63
Fraud Crime Charts .....	64-66
Crimes Against Society .....	67-75
Drug/Narcotics & Drug Equipment Violations.....	69-71
Gambling Offenses .....	72
Prostitution Violations .....	73
Weapon Law Violations .....	74
Animal Cruelty Violations.....	75
Arrests .....	76-88
Hate Crime Reports .....	89-97
Law Enforcement Officers Killed or Assaulted.....	98-100
Law Enforcement Employee Count.....	101-105
NIBRS Agency Crime Overview 2021.....	106-233

## DEDICATION

---

This publication is dedicated to Maine's fallen heroes, the 87 police officers who have died in the line of duty. Their names are engraved in granite on the Maine Law Enforcement Officer's Memorial in Augusta, next to the State House. The memorial was dedicated on May 25, 1991, following a fundraising effort by the Maine Chiefs of Police Association. Uniform Crime Reporting assisted that effort by providing historical research on each officer.

The Maine Uniform Crime Reporting Program joins the criminal justice community in the state of Maine in extending sincere sympathy to the families of these law enforcement officers killed in the line of duty in Maine's history.

**EBENEZER PARKER** January 1808, Cumberland SO  
**JOHN T. DOWNS** January 28, 1811, Washington SO  
**JAMES P. ROBBINS** June 14, 1879, Rockland PD  
**WILLIAM LAWRENCE** September 3, 1883, Bath PD  
**THOMAS F. MALLOY** October 9, 1884, Kennebec SO  
**RUFUS R. LISHNESS** November 4, 1884, Augusta PD  
**CHARLES W. NILES** November 8, 1886, Maine Warden Service  
**LYMAN O. HILL** November 8, 1886, Maine Warden Service  
**GRANVILLE A. HAYDEN** April 30, 1893, Aroostook SO  
**HARRISON A. WHITMAN** November 18, 1893, Oxford SO  
**PATRICK H. JORDAN** March 7, 1903, Bangor PD  
**JOHN WEBSTER** November 22, 1911, Hancock SO  
**EDWARD FINN** November 22, 1922, Hancock SO  
**MAURICE D. BEANE** June 18, 1913, Passadumkeag PD  
**HAROLD C. HILLMAN** December 21, 1914 Aroostook SO  
**CHARLES E. McINTOSH** December 15, 1915 Portland PD  
**JOSEPH GOULET** June 15, 1920, Biddeford PD  
**ARTHUR G. DEAG** July 19, 1921, Maine Warden Service  
**LESLIE ROBINSON** October 8, 1921, Maine Warden Service  
**MERTLEY E. JOHNSTON** November 14, 1922 Maine Warden Service  
**DAVID F. BROWN** November 14, 1922, Maine Warden Service  
**EMERY O. GOOCH** August 9, 1924, Maine State Police  
**FRED A. FOSTER** August 30, 1925, Maine State Police  
**LEE H. PARKER** September 1, 1927 Maine Warden Service  
**FRANK C. WING** August 19, 1928, Maine State Police  
**SHELDON L. JONES** May 17, 1930, Augusta PD  
**MICHAEL T. CONNOLLY** August 15, 1930 Portland PD  
**HANS P. SMITH** September 16, 1930, Portland PD  
**JOSEPH HONORE DUTREMBLE** April 8, 1932, Biddeford PD  
**EDWARD F. O'DONNELL** July 29, 1932, Biddeford PD  
**FRANK H. CURTIS** November 18, 1932, Aroostook SO  
**REUBEN BLACKMAN** May 5, 1933, Lincoln SO  
**JEAN BAPTISTE JALBERT** May 13, 1933, Maine Warden Service

## DEDICATION

---

**ROBERT L. MOORE** October 22, 1935, Maine Warden Service  
**THOMAS E. GIGGEY** November 24, 1936, Fort Fairfield PD  
**JOHN D. CHAPMAN** February 16, 1938, Rockland PD  
**THAXTERM. REARDON** June 5, 1938, Millinocket PD  
**KARL A. JACOBSON** November 13, 1958, National Park Service  
**E. DEAN PRAY** August 20, 1940, Cumberland SO  
**RANDALL E. SHELLEY** June 3, 1946, Maine Warden Service  
**CLAUDE W. KIMBALL** September 17, 1948, Penobscot SO  
**NORMAN C. PHILBRICK** July 7, 1949, Auburn PD  
**FRANCIS A. MURRAY** June 28, 1950, Bangor PD  
**HOWARD W. EYE** August 18, 1951, Calais PD  
**GEORGE E. TOWNSEND** August 27, 1956, Maine Warden Service  
**PAUL J. SIMARD** July 7, 1958, Lewiston PD  
**PIERRE A. HARNOIS** May 14, 1959, Westbrook PD  
**FRANK E. ROSS JR.** September 4, 1959, Knox SO  
**FRANK J. BUZYNSKI** September 4, 1959, Knox SO  
**JOHN E. SUTTON** September 20, 1963, University of Maine Orono PD  
**CHARLES C. BLACK** July 9, 1964, Maine State Police  
**HERBERT E. TOWNE** November 18, 1964, Newport PD  
**RALPH W. HEATH** October 29, 1965, Baxter State Park  
**DALE A. MacDONALD** November 26, 1965, Somerset SO  
**RALPH A. CHASE** January 1, 1966, Gardiner PD  
**JEAN C. MONDVILLE** October 29, 1966, Biddeford PD  
**R. LYLE FROST JR.** July 1, 1968, Maine Warden Service  
**RICHARD E. VARNEY** September 27, 1972, Maine Warden Service  
**ELLIOTT S. JOHNSON** September 1, 1973, Thomaston PD  
**LOUIS E. DAIGLE** November 6, 1974, Madawaska PD  
**FRANK H. ELLIOTT** December 15, 1976, Thomaston PD  
**CHARLES J. WILSON** March 2, 1977, Penobscot SO  
**TIMOTHY L. WILLARD** December 29, 1978, Paris PD  
**THOMAS J. MERRY** July 12, 1980, Maine State Police  
**RODNEY C. BONNEY** April 6, 1981, Auburn PD  
**CARROLL W. MILLETT** March 17, 1982, Paris PD  
**ROBERT J. GALLANT** September 11, 1982, Berwick PD  
**DONALD E. DAVEY** July 30, 1984, Lincoln SO  
**MICHAEL R. VEILLEUX** June 17, 1986, Maine State Police  
**JEFFREY L. BULL** May 9, 1987, Lebanon PD  
**DAVID R. PAYNE** July 23, 1988, Lewiston PD

## DEDICATION

---

**JOSIAH B. MAHAR** September 23, 1988 US Border Patrol  
**GILES R. LANDRY** March 31, 1989 Maine State Police  
**WILLIAM A. WILLIAMS** October 13, 1989 Oxford SO  
**JIM SWINT** October 1, 1990, Brunswick PD  
**WILLIAM F. HANRAHAN** November 21, 1992 Maine Warden Service  
**JEFFREY S. PAROLA** November 13, 1994, Maine State Police  
**JAMES A. GRIFFITH** April 15, 1996, Maine State Police  
**GLENN STRANGE** October 17, 1997, Maine State Police  
**NORMAN J. DUBE** November 7, 1997, Aroostook SO  
**CHARLES R. BAKER SR.** December 18, 1999, Somerset SO  
**DAVID J. RANCOURT** November 4, 2006, Androscoggin SO  
**DARYL R. GORDON** March 24, 2011, Maine Warden Service  
**NATHAN M. DESJARDINS** June 6, 2017, Fryeburg PD  
**MERLE D. NILES** May 29, 1961, Bath PD  
**EUGENE P. COLE** April 25, 2018, Somerset SO  
**BENJAMIN J. CAMPBELL** April 3, 2019, Maine State Police  
**LUKE GROSS** September 23, 2021, Hancock SO



## **INTRODUCTION**

---

The Uniform Crime Reporting (UCR) Program is a nationwide cooperative effort of over 16,000 city, county and state law enforcement agencies voluntarily reporting data on crime brought to their attention. Maine has 129 law enforcement agencies that contributed to the annual Crime in Maine publication. 127 agencies contributed all 12 months of reports for Crime in Maine 2022 publication. Law enforcement agencies represent the initial step in establishing an efficient statewide criminal justice information system (CJIS). Ideally, the UCR data will eventually merge with that of the other major components of the criminal justice system (i.e., prosecutors, courts, corrections) to form an integrated system for the exchange of vital management information. The availability of such data will allow for the provision of complete and timely criminal histories of offenders and their progress through the criminal justice system.

Since July 1973, the State Police have administered the program as a statewide, uniform method of collecting statistics on crime as it is reported to law enforcement and producing a reliable set of criminal statistics for use in law enforcement administration, operation and management. Additionally, Maine's statistics are forwarded monthly to the Federal Bureau of Investigation for inclusion in the annual Crime in the U.S. Report.

Over the years the UCR data has become one of Maine's and America's leading social indicators. Maine's citizens look to UCR as the primary information source on the nature and extent of crime, while criminologists, sociologists, legislators, state and local planners, the media and academicians use the statistics for wide and varied research and planning purposes.

### ***NATIONAL UCR REPORTING SYSTEM***

During the 1920s the members of the International Association of Chiefs of Police formed the Committee on Uniform Crime Reporting with the intent to develop a standardized system of police statistics.

After much studying of state criminal codes nationwide and the methods of bookkeeping, the committee completed a reporting plan which identified seven basic offense definitions and data requirements.

In January of 1930, 400 cities representing 20 million inhabitants in 43 states began participating in the UCR program. In that same year Congress authorized the Attorney General to gather crime information. He in turn designated the FBI to serve as the national clearinghouse for the collection of crime statistics.

Since that time the FBI has continued to serve as the coordinator for the UCR program, which has since grown to a system representing over 16,000 municipal, county and state law enforcement agencies voluntarily reporting data on crimes brought to their attention.

The National Sheriffs Association in June 1966 established a Committee on UCR, serving in joint capacity with the IACP UCR committee in an advisory capacity, to encourage sheriffs throughout the country to participate in UCR. In 1979 a congressional mandate made Arson a Part I Index offense in the UCR program.

For over 62 years the UCR program virtually remained unchanged in terms of the amount and type of data collected and disseminated. By the 1980s it had become obvious the nature of modern-day law enforcement had outstripped the utilization of UCR system and was in need of a thorough evaluation.

Commencing in 1982 the FBI and the Bureau of Justice Statistics (BJS) began a joint venture to formulate a phased-in redesign effort intent upon meeting the needs of law enforcement into the 21st century. Utilizing the services of Abt Associates of Cambridge, Massachusetts, the joint steering committee produced a draft report entitled *Blueprint for the Future of the Uniform Crime Reporting Program*. Based on the recommendations of their 1985 report, the FBI and BJS have proceeded to implement significant revisions to the UCR system to include:

- the addition of significant new offenses
- increased information on victims, offenders, arrestees
- improved quality control
- expanded user services

The major point of revision is the change from a summary-based reporting program to incident-based reporting where information on each offense, offender, victim, and arrestee is linked by a common incident number.



## ***NATIONAL UCR REPORTING SYSTEM***

---

Based on the success of a pilot project in South Carolina, the FBI released the final data elements and offense specifications in July 1988. At that time Maine and other state programs commenced a careful implementation of the enhanced program, now known as the National Incident Based Reporting System (NIBRS).

Due to the increased reporting requirements of the new program, the FBI is encouraging a phased-in transition where law enforcement agencies will be able to adopt the new program as they acquire the data-processing capabilities. It is anticipated that many states will be operating a dual collection program with some departments reporting under summary-based guidelines while others with automated records systems will make a quick transition.

### ***OBJECTIVES OF UNIFORM CRIME REPORTING***

---

The fundamental objective of the Uniform Crime Reporting Program is to produce a reliable set of criminal statistics on a state and national basis for use in law enforcement administration, operation, and management. This compiled data is also intended for the use of other professionals and scholars who have an interest in the crime problem. At the same time, this information is important as a reference source for the general public as an indicator of the crime factor in our society. The objectives of the Maine Uniform Crime Reporting Program are:

1. Inform the governor, legislature, other governmental officials, and the public as to the nature of the crime problem in Maine - its magnitude and its trends.
2. Provide law enforcement administrators with criminal statistics for administrative and operational use.
3. Determine who commits crimes by age and sex, in order to find the proper focus for crime prevention and enforcement.
4. Provide proper base data and statistics to measure the workload and effectiveness of Maine's Criminal Justice System.
5. Provide base data and statistics for research to improve the efficiency, effectiveness, and performance of criminal justice agencies.

6. Provide base data and statistics to measure the effects of prevention and deterrence programs.

7. Provide base data to assist in the assessment of social and other causes of crime for the development of theories of criminal behavior.

### ***STATEMENT OF POLICY FOR RELEASE OF UCR STATISTICAL INFORMATION***

---

*The following regulations will be observed by this agency concerning the release of UCR statistical information. Employees of this agency will observe these procedures and will not deviate from this policy without the express consent of the Supervisor, UCR Division. All information to be released will originate from, and will be approved prior to being released by, the UCR Division.*

#### **REGULATIONS**

1. This agency will publish an annual report reflecting crime in Maine. This report will be distributed to the Governor, to members of the Legislature, to the Attorney General, to law enforcement agencies or to any agency or committee dedicated to law enforcement or criminal justice work.

2. Published reports will be released to the abovenamed agencies prior to their being released to individuals or agencies extraneous to the criminal justice community.

3. UCR Information requests: *No person or agency will be furnished statistical information which has not previously been published, concerning any individual agency's report, without the written consent of the Chief Administrator of that agency. The Uniform Crime Reporting division will maintain for one year a copy of the information released along with the request and the authority of release.*

A. Information contained in the published annual report may be released via phone, letter, etc., to any interested party.

B. All requests for unpublished information from agencies or individuals should be directed by letter to the Supervisor, UCR Division. These special requests will be honored only with the written consent of the agency whose statistics are requested.

C. Law enforcement agencies may receive interim, unpublished specialized reports identifying their agency only, providing the request is not unreasonable. Law enforcement agencies may also receive their respective county totals along with state or district totals.

## MAINE UCR PROGRAM DEVELOPMENT

## Maine Authority:

The Maine UCR Program started July 15, 1973, as a module of the Comprehensive Data System Program. It was originally funded by LEAA Discretionary Grant No. 74-DF-01-0001 to the Maine Criminal Justice Planning and Assistance Agency with the State Bureau of Identification, Bureau of State Police, as the implementing subgrantee.

On July 1, 1974, the Maine UCR system was certified as operational by Director Clarence Kelly of the FBI, and Maine became the 22nd state to have a Uniform Crime Reporting System. Forty-one states have state-level Uniform Crime Reporting systems acting as effective intermediaries between the FBI and local contributors.

*Crime in Maine July–December 1974* was our first publication. This year we are publishing our forty-eighth publication. All publications have been well received, and the accumulated information becomes more valuable and widely used each year. *Crime in Maine 2021* itself is a product of new technology utilizing the new NIBRS reporting data elements.

Following the completion of the UCR program's high level design specifications for the FBI's new National Incident-Based Reporting System (NIBRS), Maine identified a software vendor capable of delivering a NIBRS compliant repository package. July 2004 Maine was certified with the FBI to submit NIBRS data from reporting agencies. A number of agencies tested their RMS systems and were certified to submit NIBRS data vs. Summary. In order to keep with the same format for Crime in Maine publication these agencies crime reports were translated down to summary crime numbers to keep crime reporting on the same level as previous publications.

The Maine Uniform Crime Reporting Act was passed by the Special Session of the 106th Legislature and was signed into law by the Honorable GOVERNOR KENNETH M. CURTIS on February 28, 1974.

### **AN ACT RELATING TO THE INSTALLATION OF A UNIFORM CRIME REPORTING SYSTEM**

*Revised Statutes, Title 25, Section 1544, amended. Section 1544 of Title 25 is amended by adding the new paragraph at the end to read as follows:*

It shall be the duty of all state, county, and municipal law enforcement agencies, including those employees of the University of Maine appointed to act as policemen, to submit to the State Bureau of Identification uniform crime reports, to include such information as is necessary to establish a Criminal Justice Information System and to enable the supervisor to comply with section 1544. It shall be the duty of the Bureau to prescribe the form, general content, time, and manner of submission of such uniform crime reports. The Bureau shall correlate the reports submitted to it and shall compile and submit to the Governor and Legislature annual reports based on such reports. A copy of such annual reports shall be furnished to all law enforcement agencies.

The Bureau shall establish a category for abuse by adults of family or household members and a category for crimes that manifest evidence of prejudice based on race, religion, sexual orientation, ethnicity, or disability that are supplementary to its other reported information. The Bureau shall prescribe the information to be submitted in the same manner as for all other categories of the uniform crime reports.

### **Maine NIBRS Repository Program – Beyond2020**

Maine utilizes a NIBRS repository for all NIBRS data submitted by local, state and county law enforcement agencies. This program is also available to the public to search for statistics they are researching.

The website is: <https://me.beyond2020.com/>

Once you bring up the website there are prebuilt reports where you can look up statistics.

If there are any questions you can contact the UCR office at [Maine.IBR@maine.gov](mailto:Maine.IBR@maine.gov)

## Group A Offense Definitions

**Animal Cruelty:** Intentionally, knowingly, or recklessly taking an action that mistreats or kills any animal without just cause, such as torturing, tormenting, mutilation, maiming, poisoning, or abandonment.

**Arson:** To unlawfully and intentionally damage or attempt to damage any real or personal property of another person or entity by fire or incendiary device.

**Aggravated Assault:** An unlawful attack by one person upon another wherein the offender uses a dangerous weapon or displays it in a threatening manner, or the victim suffers obvious severe or aggravated bodily injury, or where there was a risk for serious injury/intent to seriously injure.

**Simple Assault:** An unlawful physical attack by one person upon another where neither the offender displays a dangerous weapon, nor the victim suffers obvious severe or aggravated bodily injury involving apparent broken bones, loss of teeth, possible internal injury, severe laceration, or loss of consciousness.

**Intimidation:** To unlawfully place another person in reasonable fear of harm through the use of threatening words and/or other conduct without displaying a dangerous weapon or subjecting the victim to an actual physical attack.

**Bribery:** The offering, giving, receiving, or soliciting anything of value (e.g., a bribe, gratuity, or kickback) to sway the judgment or action of a person in a position of trust or influence.

**Burglary/Breaking & Entering:** The unlawful entry into a building or some other structure to commit a felony or a theft.

**Counterfeiting/Forgery:** The altering, copying, or imitating of something, without authority or right, with the intent to deceive or defraud by passing the copy or thing altered or imitated as that which is original or genuine, or the selling, buying, or possession of an altered, copied, or imitated thing with the intent to deceive or defraud.

**Destruction/Damage/Vandalism of Property:** To destroy willfully or maliciously, damage, deface, or otherwise injure any public or private property without the consent of the owner or the person having custody or control of it.

**Drug/Narcotic Violations:** The unlawful cultivation, manufacture, distribution, sale, purchase, use, possession, transportation, or importation of any controlled substance.

**Drug Equipment Violations:** The unlawful manufacture, sale, purchase, possession, or transportation of equipment or devices utilized in preparing and/or using drugs or narcotics.

**Embezzlement:** The unlawful misappropriation by an offender to his/her own use or purpose of money, property, or some other thing of value entrusted to his/her care, custody, or control.

**Extortion/Blackmail:** To lawfully obtain money, property, or any other thing of value, either tangible or intangible, through the use or threat of force, misuse of authority, threat of criminal prosecution, threat of destruction of reputation or social standing, or through other coercive means.

**False Pretenses/Swindle/Confidence Game:** The intentional misrepresentation of existing fact or condition or the use of some other deceptive scheme or device to obtain money, goods, or other things of value.

**Credit Card/Automated Teller Machine Fraud:** The unlawful use of a credit (or debit) card or automated teller machine for fraudulent purposes.

**Impersonation:** Falsely representing one's identity or position and acting in the character or position thus unlawfully assumed to deceive others and thereby gain a profit or advantage, enjoy some right or privilege, or subject another person or entity to an expense, charge, or liability that would not have otherwise been incurred.

**Welfare Fraud:** The use of deceitful statements, practices, or devices to unlawfully obtain welfare benefits.

**Wire Fraud:** The use of an electric or electronic communications facility to intentionally transmit a false and/or deceptive message in furtherance of a fraudulent activity.

**Identity Theft:** Wrongfully obtaining and/or using another person's personal data.

**Hacking/Computer Invasion:** Gaining access to another person's or institution's computer software, hardware, or networks without authorized permissions.

**Betting/Wagering:** To unlawfully stake money or something else of value on the happening of an uncertain event or on the ascertainment of a fact in dispute.

**Operating/Promoting/Assisting Gambling:** To unlawfully operate, promote, or assist in the operation of a game of chance, lottery, or other gambling activity.

**Gambling Equipment Violations:** To unlawfully manufacture, sell, buy, possess, or transport equipment, devices, and/or goods used for gambling purposes.

**Sports Tampering:** To unlawfully alter, meddle in, or otherwise interfere with a sporting contest or event for the purpose of gaining a gambling advantage.

**Murder and nonnegligent Manslaughter:** The willful (nonnegligent) killing of one human being by another.

**Negligent Manslaughter:** The killing of another person through gross negligence.

**Human Trafficking, Commercial Sex Acts:** Inducing a person by force, fraud, or coercion to participate in commercial sex acts, or in which the person induced to perform such act(s) has not attained 18 years of age.

**Human Trafficking, Involuntary Servitude:** The obtaining of person(s) through recruitment, harboring, transportation, or provision, and subjecting such persons by force, fraud, or coercion into involuntary servitude, peonage, debt bondage, or slavery (not to include commercial sex acts).

**Kidnapping/Abduction:** The unlawful seizure, transportation, and/or detention of a person against his/her will or of a minor without the consent of his/her custodial parent(s) or legal guardian.

**Pocket Picking:** The theft of articles from another person's physical possession by stealth where the victim is not immediately aware a theft occurred.

**Purse Snatching:** The grabbing or snatching of a purse, handbag, etc., from the physical possession of another person.

**Shoplifting:** The unlawful taking of goods or merchandise exposed for sale by a person (other than an employee).

**Theft from a Building:** The unlawful taking of items from within a building which is either open to the general public or to which the offender has legal access.

**Theft from Coin-Operated Machine or Device:** The unlawful taking of items from a machine or device that is operated or activated by the use of coins.

**Theft from Motor Vehicle (except theft of Motor Vehicle Parts of Accessories):** The unlawful taking of articles from a motor vehicle, locked or unlocked.

**Theft of Motor Vehicle Parts or Accessories:** The unlawful taking of any part or accessory affixed to the interior or exterior of a motor vehicle in a manner which would make the item an attachment of the vehicle or necessary for its operation.

**All Other Larceny:** All Thefts which do not fit any of the Larceny/Theft or specific subcategories identified in UCR.

**Motor Vehicle Theft:** The theft of a motor vehicle.

**Pornography/Obscene Material:** The violation of laws or ordinances prohibiting the manufacture, publishing (publication), distributing (distribution), sale, purchase, or possession of sexually explicit material deemed legally obscene.

**Prostitution:** To engage in commercial sex acts for anything of value.

**Assisting or Promoting Prostitution:** To solicit customers or transport persons for prostitution purposes; to own, manage, or operate a dwelling or other establishment for the purpose of providing a place where prostitution is performed; or otherwise assist or promote prostitution.

**Purchasing Prostitution:** To purchase or trade anything of value for sex acts.

**Robbery:** The taking of anything of value from the control, custody, or care of another person by force or threat of force and/or by putting the victim in fear of immediate harm.

**Rape:** The carnal knowledge of a person, without the consent, of the victim, including instances where the victim is unable to give consent because of his/her age or because of his/her temporary or permanent mental or physical incapacity.

**Sodomy:** Oral or anal sexual intercourse with another person, without the consent of the victim, including instances where the victim is unable to give consent because of his/her age or because of his/her temporary or permanent mental or physical incapacity.

**Sexual Assault with an Object:** The use of an object or instrument to unlawfully penetrate, however slightly, the genital or anal opening of the body of another person, without the consent of the victim, including instances where the victim is unable to give consent because of his/her age or because of his/her temporary or permanent mental or physical incapacity.

**Fondling:** The touching of the private body parts of another person for the purpose of sexual gratification, without the consent of the victim, including instances where the victim is unable to give consent because of her/her age or because of his/her temporary or permanent mental or physical incapacity.

**Incest:** Non-forcible sexual intercourse between person who are related to each other within the degrees wherein marriage is prohibited by law.

**Statutory Rape:** Non-forcible sexual intercourse with a person who is under the statutory age of consent.

**Stolen Property Offenses:** Buying, receiving, possessing, selling, concealing, or transporting any property with the knowledge that it has been unlawfully taken, as by burglary, embezzlement, fraud, larceny, robbery, etc.

**Weapon Law Violations:** The violation of laws or ordinances prohibiting the manufacture, sale, purchase, transportation, possession, concealment, or use of firearms, cutting instruments, explosives, incendiary devices, or other deadly weapons.

### **Group B Offense Definitions**

**Curfew/Loitering/Vagrancy Violations:** The violation of a court order, regulation, ordinance, or law requiring the withdrawal of persons from the streets or other specified areas; prohibiting persons from remaining in an area or place in an idle or aimless manner; or prohibiting persons from going from place to place without a visible means of support.

**Disorderly Conduct:** Any behavior that tends to disturb the public peace or decorum, scandalize the community, or shock the public sense of morality.

**Driving Under the Influence:** Driving or operating a motor vehicle or common carrier while mentally or physically impaired as the result of consuming an alcoholic beverage or using a drug narcotic.

**Family Offenses, Nonviolent:** Unlawful, nonviolent acts by a family member (or legal guardian) that threaten the physical, mental, or economic well-being or morals of another family member and that are not classifiable as other offenses such as assault, incest and statutory rape.

**Liquor Law (except Driving Under the Influence):** The violation of laws or ordinances prohibiting the manufacture, sale, purchase, transportation, possession, or use of alcoholic beverages.

**Trespass of Real Property:** To unlawfully enter, land, a dwelling, or other real property.

**All Other Offenses:** All Crimes that are not Group A offenses and not included in one of the specifically names Group B crime categories previously listed.

## **PROFILE OF THE STATE OF MAINE:**

---

*This profile is presented to provide some general knowledge and facts about the state of Maine. It is hoped that this information might assist in understanding the environment in which reported crime incidence and arrest data detailed in this report occurred.*

### **Facts about Maine...**

- ◆ *Summer temperatures averaging 70°F and winter temperatures averaging 20°F*
- ◆ *Maine is 320 miles long and 210 miles wide with a total area of 33,215 square miles, or about as big as all the other five New England states combined. Maine consists of 16 counties with 23 cities, 432 towns, 34 plantations and 429 unorganized townships. Has one county (Aroostook) so big, 6,453 square miles, that it actually covers an area greater than the combined size of Connecticut and Rhode Island.*
- ◆ *Maine has 65 lighthouses including Portland Head Light commissioned by George Washington. It also boasts of 6,000 lakes and ponds, 37,000 miles of rivers and streams, 17.5 million acres of forestland and 5,500 beautiful miles of coastline, including that of its 2,000 islands.*
- ◆ *Population for Maine in 2022: 1,385,340*
- ◆ *Became the 23rd state on March 15, 1820. 2020 marked Maine's Bicentennial.*

**State Animal:** Moose

**State Berry:** Wild Blueberry

**State Bird:** Chickadee

**State Cat:** Maine Coon

**State Fish:** Landlocked Salmon

**State Flower:** White Pine Cone

**State Herb:** Wintergreen

**State Insect:** Honeybee

**State Motto:** Dirigo (I Lead)

**State Soft Drink:** Moxie

**State Treat:** Whoopie Pie

**State Tree:** White Pine

**State Fruit:** Wild Blueberries

**State Gemstone:** Tourmaline

**State Fossil:** *Pertica Quadripara*    **State Song:** "State of Maine Song" by Roger Vinton Snow

### **Maine Products:**

**Blueberries** — Blueberry plants are plentiful in Maine because their hardy nature allows them to withstand the harsh weather and rough soil that are common in the rural parts of this state. With over 98% of the nation's low bush blueberries harvested in Maine this fruit has become one of Maine's larger exports. Blueberries are commonly used in jams, jellies, pies, and fruit salads.

**Maine Lobsters** — This tough-looking shellfish thrives in the cold waters off the coast of Maine. Fresh Maine lobsters are enjoyed by people all over the world, making this crustacean a vital part of Maine's economy. Over 90% of the nation's lobsters are caught all along the Maine coast. Over 97 million pounds of lobsters were harvested in 2022. The total of all shellfish and fin harvested was approximately 197 million pounds with a total value of approximately \$574 million in 2022.

**Potatoes** — Maine ranks as one of the top three potato-producing states in the country. These hardy vegetables are predominantly grown in the Northern Maine area known as Aroostook County.

**Maple Syrup** — Maine maple syrup is usually harvested during the cold winter months from the thousands of maple trees which dot the Maine countryside. Over 11% of the nation's maple syrup comes from the state of Maine.

**Pulp, Paper, and Wood Products** — Almost 89% of Maine is forested, making it a prime location for the production of wood and paper products. Maine is currently the home of many of the largest paper-producing mills in the country. Many forms of Maine paper products are used in schools and offices throughout the country.

**Apples** — Every fall, orchards all over the state are bustling with activity as apples become ripe for picking. Many different varieties of apples are grown in the state of Maine, including Macintosh and Yellow Delicious. In 2016, approximately 36,500,000 bushels of apples were harvested in Maine.

**Tourmaline** — This gemstone has the distinction of being the official mineral of Maine. Tourmaline stones can be found in a variety of colors ranging from black to light pink and are often fashioned into beautiful jewelry. In the late 1800s, Maine became established as one of the best places in North America for tourmaline mining.

## **CONTRIBUTING LAW ENFORCEMENT AGENCIES:**

Maine Law Enforcement agencies are required by Maine Statute Title 25, Section 1544 to submit their agencies monthly crime stats. Agencies that have participated in 2022 data collection are listed below.

Androscoggin County SO	Gardiner PD*	Phippsburg PD
Aroostook County SO	Gorham PD	Piscataquis County SO
Ashland PD	Gouldsboro PD	Pittsfield PD
Auburn PD	Greenville PD	Portland PD
Augusta PD	Hallowell PD	Presque Isle PD
Baileyville PD**	Hampden PD	Rangeley PD
Bangor PD	Hancock County SO	Richmond PD
Bar Harbor PD	Holden PD	Rockland PD
Bath PD	Houlton PD	Rockport PD
Belfast PD	Islesboro PD	Rumford PD
Berwick PD	Jay PD	Sabattus PD
Biddeford PD	Kennebec County SO	Saco PD
Boothbay Harbor PD	Kennebunk PD	Sagadahoc County SO
Brewer PD	Kennebunkport PD	Sanford PD
Bridgton PD	Kittery PD	Scarborough PD
Brunswick PD	Knox County SO	Searsport PD
Bucksport PD	Lewiston PD	Skowhegan PD
Buxton PD	Limestone PD	Somerset County SO
Calais PD	Lincoln County SO	South Berwick PD
Camden PD	Lincoln PD	South Portland PD
Cape Elizabeth PD	Lisbon PD	South West Harbor PD
Capitol Police	Livermore Falls PD	Thomaston PD
Caribou PD	Machias PD	Topsham PD
Carrabassett Valley PD	Madawaska PD	UMF– Farmington
Clinton PD	Maine Drug Enforcement Agency	UMO—Orono
Cumberland County SO	Maine State Police	USM– Gorham
Cumberland PD	Mechanic Falls PD	Veazie PD
Damariscotta PD	Mexico PD	Waldo County SO
Dexter PD	Milbridge PD	Waldoboro PD
Dover-Foxcroft PD	Milo PD	Washburn PD
East Millinocket PD	Monmouth PD**	Washington County SO
Eastport PD	Newport PD	Waterville PD
Eliot PD	North Berwick PD	Wells PD
Ellsworth PD	Norway PD	Westbrook PD
Fairfield PD	Oakland PD	Wilton PD
Falmouth PD	Ogunquit PD	Windham PD
Farmington PD	Old Orchard Beach PD	Winslow PD
Fire Marshals' Office	Old Town PD	Winter Harbor PD
Fort Fairfield PD	Orono PD	Winthrop PD
Fort Kent PD	Oxford County SO	Wiscasset PD
Franklin County SO	Oxford PD*	Yarmouth PD
Freeport PD	Paris PD	York County SO
Fryeburg PD	Penobscot County SO	York PD

\*\*Baileyville PD & Monmouth PD did not meet the criteria of submitting all 12 months of 2022 NIBRS data. These agencies will not be included in 2022 Crime in Maine or in the Crime in the US Publications.

\*Gardiner PD & Oxford PD submitted late reports for 2022. Their data will be published in 2022 Crime in Maine but will not be published in Crime in the US due to the deadline being missed.

**Before you read *Crime in Maine 2022*, please take a minute to read the following information in order to better understand some of the changes to the data contained within the publication.**

*Crime in Maine 2022* is the second Crime in Maine publication to report out only ***Incident Based Reporting*** (IBR) data. Up until 2021, the FBI utilized summary ***Uniform Crime Reporting*** (UCR) data collection. The end of 2020 marked the end date for summary UCR data collection, which had been in place since the 1920s. The transition to IBR data collection means that multiple things have changed in comparison to summary UCR, which may cause some confusion if you try to compare IBR data against summary data from previous years.

The first thing to bear in mind is that IBR data collection is a different data set with different collection rules, so that comparison against summary UCR data is often not “apples to apples”. In essence, we are beginning at year zero in terms of a lot of data comparison to previous years, due to the transition to IBR reporting. For example, IBR collects data as related to 29 offense categories, compared to summary UCR’s 8 categories. This has a direct impact on things like overall crime rate for Maine, as IBR is now collecting overall reported crime totals from 21 more categories than summary UCR. That doesn’t mean the crimes didn’t exist prior to 2021. It just means there was no mechanism in place to count and report them under summary UCR.

While some of the category names remain the same from summary UCR, what is collected under the category name, may now be different. For example, summary UCR had the single category of Theft. Now in IBR, there is no single category of Theft. Instead, IBR has multiple categories, such as purse snatching, shoplifting, and theft from a motor vehicle. While these categories provide more detailed insight into the type of theft that occurred, it makes it very difficult to compare against summary UCR data, as all IBR theft categories would need to be added together to come up with an approximation of the old summary UCR theft category. Similarly, summary UCR had a single category for Rape, whereas IBR has three separate categories of Rape, Sodomy and Object Rape. All three of those categories would have been collected under the single rape category in summary UCR.

One other thing to bear in mind is that IBR data is a “living” data set. That means that crime totals from prior years may have changed over time due to agencies submitting updated information or new incidents that haven’t been submitted previously. Changes would be submitted even though we are not in that current year. The FBI allows a 2-year window to update incidents. This more accurately reflects the nature of crime investigation, since cases often continue to be worked on and solved by law enforcement long after the initial report is made. Again, this is substantially different from summary UCR, where the previous year would be closed from updates by the FBI in March of the following year. The static numbers of summary UCR were easier to work with for publications and comparisons over time but did not as accurately reflect the changing nature of crime statistics. ***Due to this, you will even see minor differences in totals for larger numbers in tables throughout Crime in Maine, as the publication’s tables were compiled over the course of several months.***

To this end, the FBI emphasizes that IBR should be utilized for recognizing general trends, not exact numbers, and comparisons against other agencies. One additional tool being offered by the State



to offset frustration from the changing numbers that come with a “living” data set is an online search, freely available to the public. The link to the online tool is listed at the bottom of page 6 of the *Crime in Maine 2022* publication.

If you have any questions about IBR rules, the statistics themselves, or how they are interpreted, please feel free to contact the UCR Unit of the Maine State Police at (207) 624-7276, or via email at [maine.IBR@maine.gov](mailto:maine.IBR@maine.gov). A copy of the FBI’s IBR Reporting Manual, which provides in-depth explanation as to how IBR reporting is determined and categorized, is also available at <https://le.fbi.gov/file-repository/nibrs-user-manual.pdf/view>.

### Statewide Crime for 2022

	NUMBER OF CRIMES	CRIME RATE (per 1,000)
Maine – Statewide	44,380	32.03

### Statewide by Offense Type

OFFENSE TYPE	NUMBER OF CRIMES	CRIME RATE (per 1,000)
Crimes Against Persons	13,155	9.50
Crimes Against Property	26,880	19.40
Crimes Against Society	4,344	3.14

### Violent Crimes – Murders, Rapes, Aggravated Assaults and Robberies

OFFENSE TYPE	NUMBER OF CRIMES	CRIME RATE (per 1,000)
Violent Crime – Overall Crime Rate	1,404	1.01
Murder and Non-Negligent Manslaughter	28 (victims)	0.02
Rape	413	0.30
Aggravated Assault	821	0.59
Robbery	142	0.10

Maine's Crime Rate for 2022 is 32.04 per 1,000 population  
Maine's Crime Rate for 2021 is 32.50 per 1,000 population  
(2021 Crime Rate updated due to updated data)

Offense Type	2021		2022	
	Number of Victims	Crime Rate (per 1,000)	Number of Victims	Crime Rate (per 1,000)
<b>Crimes Against Person</b>	<b>13,420</b>	<b>9.78</b>	<b>13,155</b>	<b>9.50</b>
Murder and Nonnegligent Manslaughter	20	0.01	28	0.02
Negligent Manslaughter	9	0.01	19	0.01
Justifiable Homicide	5	0.00	8	0.01
Kidnapping/Abduction	25	0.02	40	0.03
Rape	471	0.34	411	0.30
Sodomy	47	0.03	23	0.02
Sexual Assault With An Object	2	0.00	5	0.00
Fondling	476	0.35	405	0.29
Incest	13	0.01	12	0.01
Statutory Rape	68	0.05	63	0.05
Aggravated Assault	852	0.62	818	0.59
Simple Assault	6,825	4.97	6,913	4.99
Intimidation	4,626	3.37	4,407	3.18
Human Trafficking, Commercial Sex Acts	2	0.00	3	0.00
<b>Crimes Against Property</b>	<b>26,289</b>	<b>19.16</b>	<b>26,881</b>	<b>19.40</b>
Arson	168	0.12	160	0.12
Bribery	2	0.00	5	0.00
Burglary/Breaking & Entering	1,731	1.26	1,590	1.15
Counterfeiting/Forgery	479	0.35	484	0.35
Destruction/Damage/Vandalism of Property	6,235	4.54	5,791	4.18
Embezzlement	38	0.03	41	0.03
Extortion/Blackmail	36	0.03	69	0.05
False Pretenses/Swindle/Confidence Game	1,825	1.33	1,705	1.23
Credit Card/Automated Teller Machine Fraud	537	0.39	559	0.40
Impersonation	376	0.27	297	0.21
Welfare Fraud	14	0.01	10	0.01
Wire Fraud	194	0.14	110	0.08
Identity Theft	187	0.14	57	0.04
Hacking/Computer Invasion	2	0.00	7	0.01
Robbery	162	0.12	142	0.10
Pocket-picking	16	0.01	14	0.01
Purse-snatching	23	0.02	35	0.03
Shoplifting	2,449	1.78	3,262	2.35
Theft From Building	994	0.72	826	0.60
Theft From Coin Operated Machine or Device	9	0.01	10	0.01
Theft From Motor Vehicle	1,648	1.20	1,761	1.27
Theft of Motor Vehicle Parts/Accessories	713	0.52	500	0.36
All Other Larceny	7,430	5.41	8,303	5.99
Motor Vehicle Theft	910	0.66	1,020	0.74
Stolen Property Offenses	111	0.08	123	0.09
<b>Crimes Against Society</b>	<b>4,890</b>	<b>3.56</b>	<b>4,344</b>	<b>3.14</b>
Drug/Narcotic Violations	3,811	2.78	3,521	2.54
Drug Equipment Violations	432	0.31	213	0.15
Operating/Promoting/Assisting Gambling	1	0.00	3	0.00
Pornography/Obscene Material	189	0.14	165	0.12
Prostitution	9	0.01	27	0.02
Assisting or Promoting Prostitution	6	0.00	10	0.01
Purchasing Prostitution	1	0.00	2	0.00
Weapon Law Violations	391	0.28	355	0.26
Animal Cruelty	50	0.34	48	0.30

Maine's Crime Rate for 2022 is 32.03 per 1,000 population  
 Maine's Crime Rate for 2021 is 32.52 per 1,000 population  
 (2021 Crime Rate updated due to updated data)

Jurisdiction by Geography	2021		2022	
	Number of Crimes	Crime Rate (per 1,000)	Number of Crimes	Crime Rate (per 1,000)
<b>Maine</b>	<b>44,637</b>	<b>32.52</b>	<b>44,373</b>	<b>32.03</b>
Androscoggin	3,806	2.77	4,062	2.93
Aroostook	1,656	1.21	1,527	1.10
Cumberland	8,003	5.83	8,499	6.13
Franklin	884	0.64	838	0.60
Hancock	1,283	0.93	1,407	1.02
Kennebec	5,005	3.63	5,136	3.71
Knox	834	0.61	910	0.66
Lincoln	784	0.57	743	0.54
Oxford	1,568	1.14	1,972	1.42
Penobscot	6,141	4.48	5,851	4.22
Piscataquis	474	0.35	453	0.33
Sagadahoc	796	0.58	741	0.53
Somerset	2,007	1.46	1,903	1.38
Waldo	345	0.25	268	0.19
Washington	390	0.28	441	0.32
York	7,066	5.15	6,781	4.89
Statewide Organizations	3,595	2.62	2,841	2.05

## 2022 NIBRS Group A Offenses by Month

Offense Type	Jan-22	Feb-22	Mar-22	Apr-22	May-22	Jun-22	Jul-22	Aug-22	Sep-22	Oct-22	Nov-22	Dec-22
<b>Crimes Against Person</b>	<b>1,029</b>	<b>936</b>	<b>1,119</b>	<b>1,043</b>	<b>1,154</b>	<b>1,199</b>	<b>1,240</b>	<b>1,155</b>	<b>1,153</b>	<b>1,185</b>	<b>1,011</b>	<b>914</b>
Murder and Nonnegligent Manslaughter	2	3	1	2	3	3	4	1	1	3	3	2
Negligent Manslaughter			1	2	2	2	2	2	1	1		6
Justifiable Homicide					2	2	1		2		1	
Kidnapping/Abduction	2	3	4	6		2	3	4	3	2	6	5
Rape	32	21	37	46	34	39	40	47	34	22	35	26
Sodomy	2	5	3	3		3	2	1	2	2		
Sexual Assault With An Object		1	1					1		1		1
Fondling	38	25	55	32	25	40	27	35	41	36	19	32
Incest		1		3	2		2		1	1	2	
Statutory Rape	8	3	8	5	6	5	4	5	6	7	3	3
Aggravated Assault	69	59	50	58	81	71	76	82	68	79	68	60
Simple Assault	552	504	593	572	584	635	651	601	604	607	530	484
Intimidation	325	313	368	319	415	399	429	379	393	426	344	299
Human Trafficking, Commercial Sex Acts							2	1				
<b>Crimes Against Property</b>	<b>1,827</b>	<b>1,762</b>	<b>2,139</b>	<b>2,234</b>	<b>2,404</b>	<b>2,531</b>	<b>2,566</b>	<b>2,566</b>	<b>2,346</b>	<b>2,395</b>	<b>2,088</b>	<b>2,041</b>
Arson	8	16	13	17	17	16	18	15	14	8	10	8
Bribery		1	3								1	
Burglary/Breaking & Entering	94	118	117	123	152	154	178	184	132	144	111	86
Counterfeiting/Forgery	59	38	45	35	45	38	30	38	34	38	31	53
Destruction/Damage/Vandalism of Property	383	355	465	521	503	621	613	511	485	520	431	389
Embezzlement	4	6	1	3	3	4	2	3	4	2	4	5
Extortion/Blackmail	9	7	6	5	4	4	5	7	6	6	4	6
False Pretenses/Swindle/Confidence Game	133	120	161	129	136	151	140	165	165	135	123	148
Credit Card/Automated Teller Machine Fraud	57	44	63	46	51	57	40	48	38	38	37	40
Impersonation	27	14	23	24	26	34	21	29	20	28	26	25
Welfare Fraud	1		3		1	1	2		1			1
Wire Fraud	14	4	17	10	7	13	11	6	6	11	6	5
Identity Theft	4	5	2	1	1	2	9	9	5	8	10	1
Hacking/Computer Invasion	3		2			1				1		
Robbery	10	10	17	13	9	21	11	9	11	10	11	10
Pocket-picking	1	3	2		1	1		2	1	1	1	1
Purse-snatching	2	5	2	3	1	2	3	3		3	6	5
Shoplifting	208	224	287	271	262	247	242	281	305	333	307	295
Theft From Building	48	57	85	80	62	69	78	91	78	54	63	62
Theft From Coin Operated Machine or Device		2	2	1		1		2			2	
Theft From Motor Vehicle	83	103	95	143	203	172	182	181	156	161	137	145
Theft of Motor Vehicle Parts/Accessories	56	36	62	47	43	50	44	38	24	41	35	24
All Other Larceny	534	497	574	676	765	784	847	842	773	725	632	659
Motor Vehicle Theft	84	86	82	73	101	80	81	94	76	111	92	62
Stolen Property Offenses	5	11	10	13	11	8	9	8	12	17	8	11
<b>Crimes Against Society</b>	<b>255</b>	<b>303</b>	<b>449</b>	<b>394</b>	<b>369</b>	<b>392</b>	<b>375</b>	<b>376</b>	<b>373</b>	<b>376</b>	<b>321</b>	<b>363</b>
Drug/Narcotic Violations	206	232	358	324	296	315	304	308	307	316	266	291
Drug Equipment Violations	11	20	22	24	25	22	21	14	17	14	9	14
Operating/Promoting/Assisting Gambling			1			1		1				
Pornography/Obscene Material	12	17	18	13	12	15	5	13	13	13	13	21
Prostitution	1	2	9	4			4	2	2	1	2	
Assisting or Promoting Prostitution	1	1		4							4	
Purchasing Prostitution	2											
Weapon Law Violations	20	26	37	22	32	34	36	31	28	32	24	33
Animal Cruelty	2	5	4	3	4	5	5	7	6		3	4

**Murder and  
Non-Negligent  
Manslaughter**

# VIOLENT CRIMES

**Aggravated  
Assault**

**Robbery**

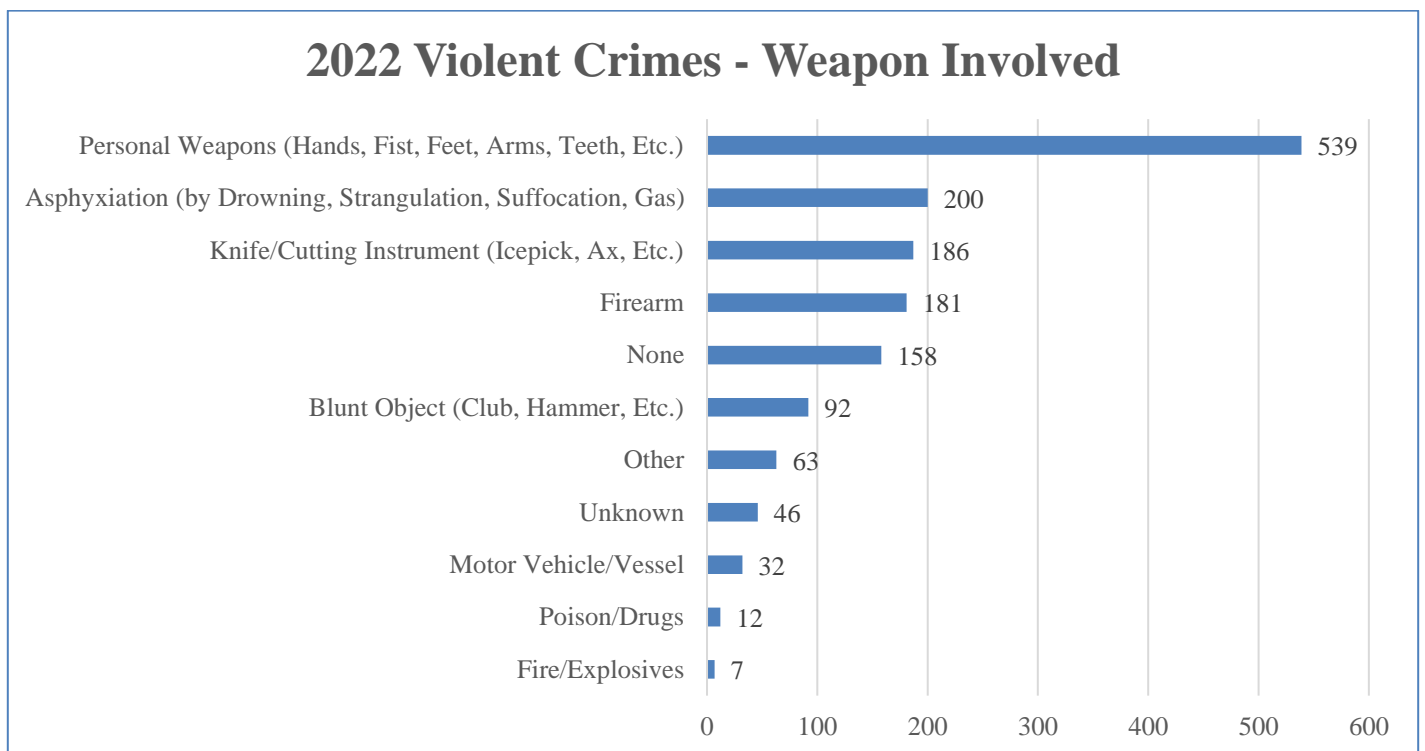
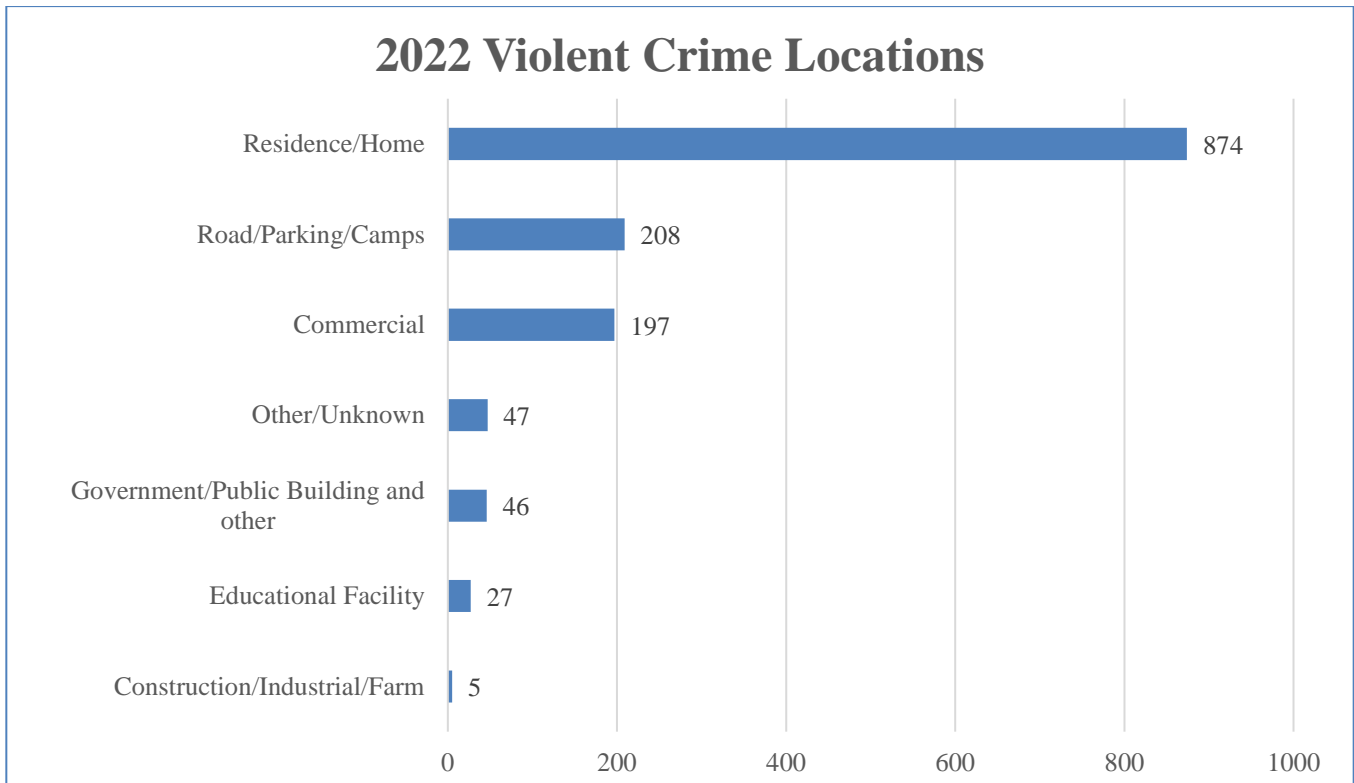
**Rape**

## Violent Crimes Rates for Offenses reports for 2022 with 2021 Comparison

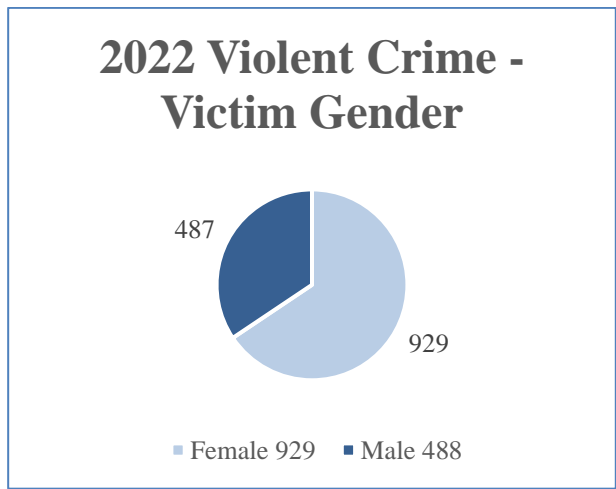
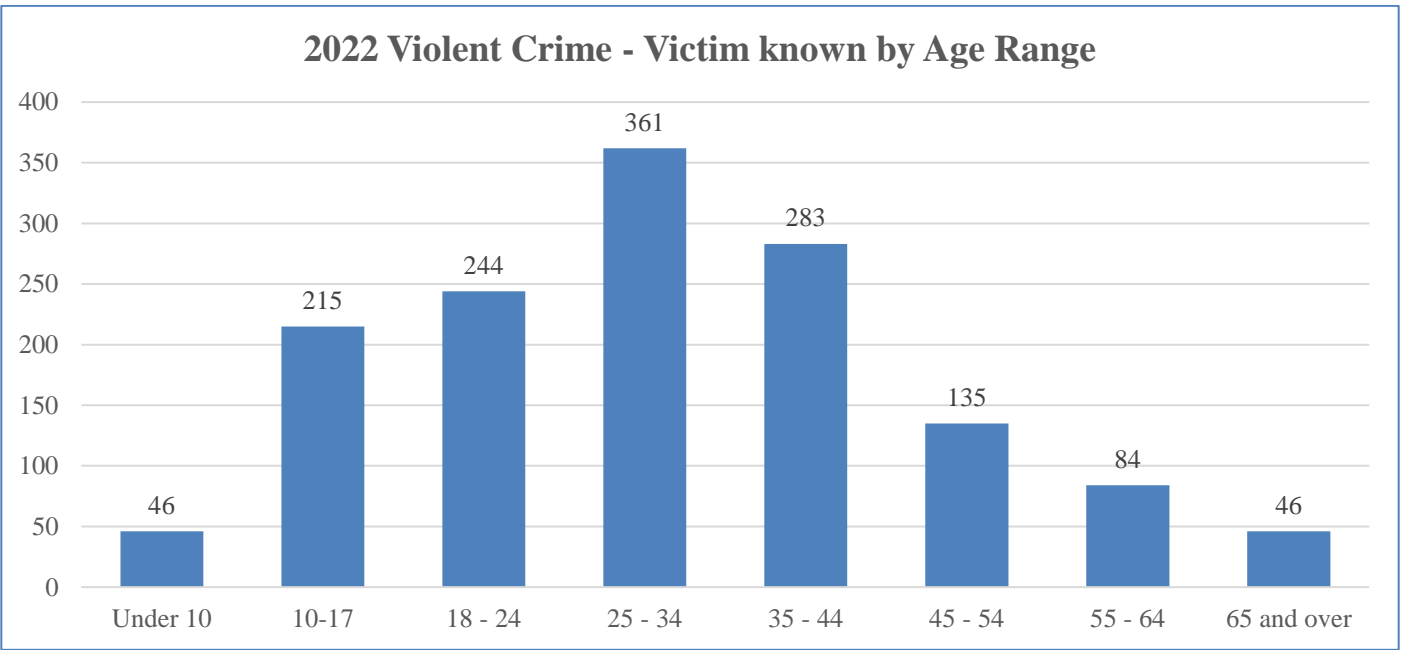
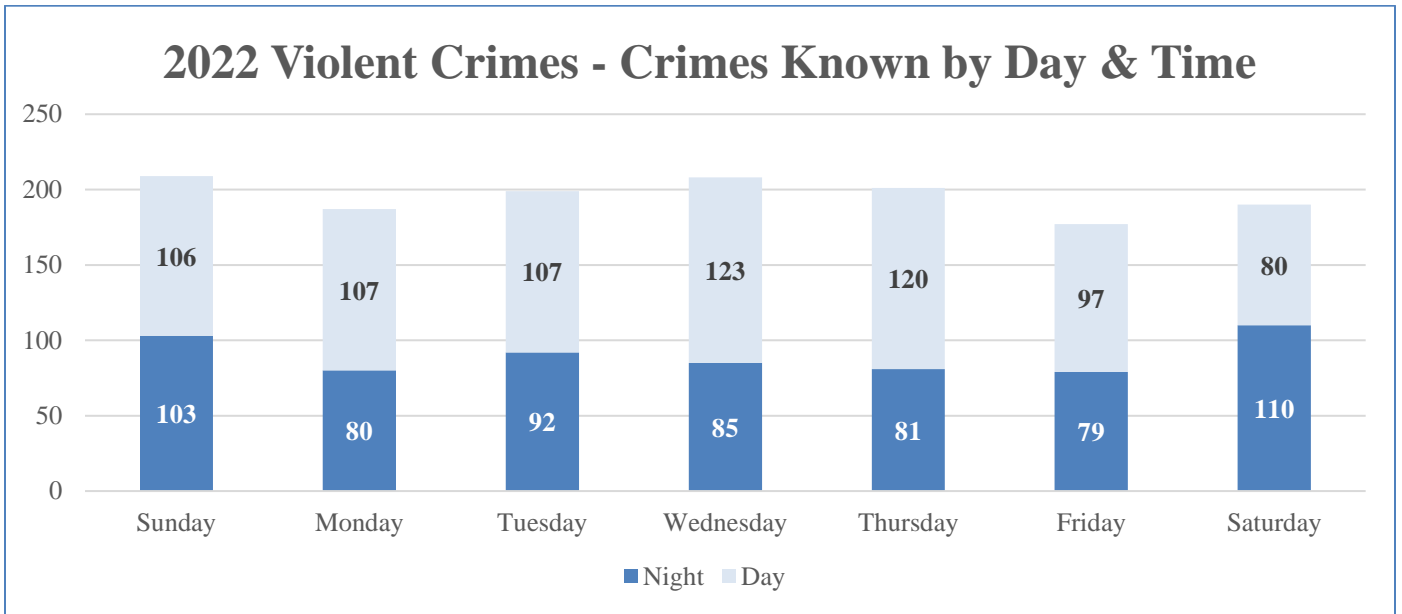
Offense Type	2021 Number of Incidents	2021 Crime Rate (per 1,000)	2022 Number of Incidents	2022 Crime Rate (per 1,000)
<b>Violent Crime / Crime Rate</b>	<b>1,505</b>	<b>1.10</b>	<b>1,404</b>	<b>1.01</b>
Murder and Nonnegligent Manslaughter	20	0.01	28	0.02
Rape	471	0.34	413	0.30
Aggravated Assault	852	0.62	821	0.59
Robbery	162	0.12	142	0.10

## Violent Crimes

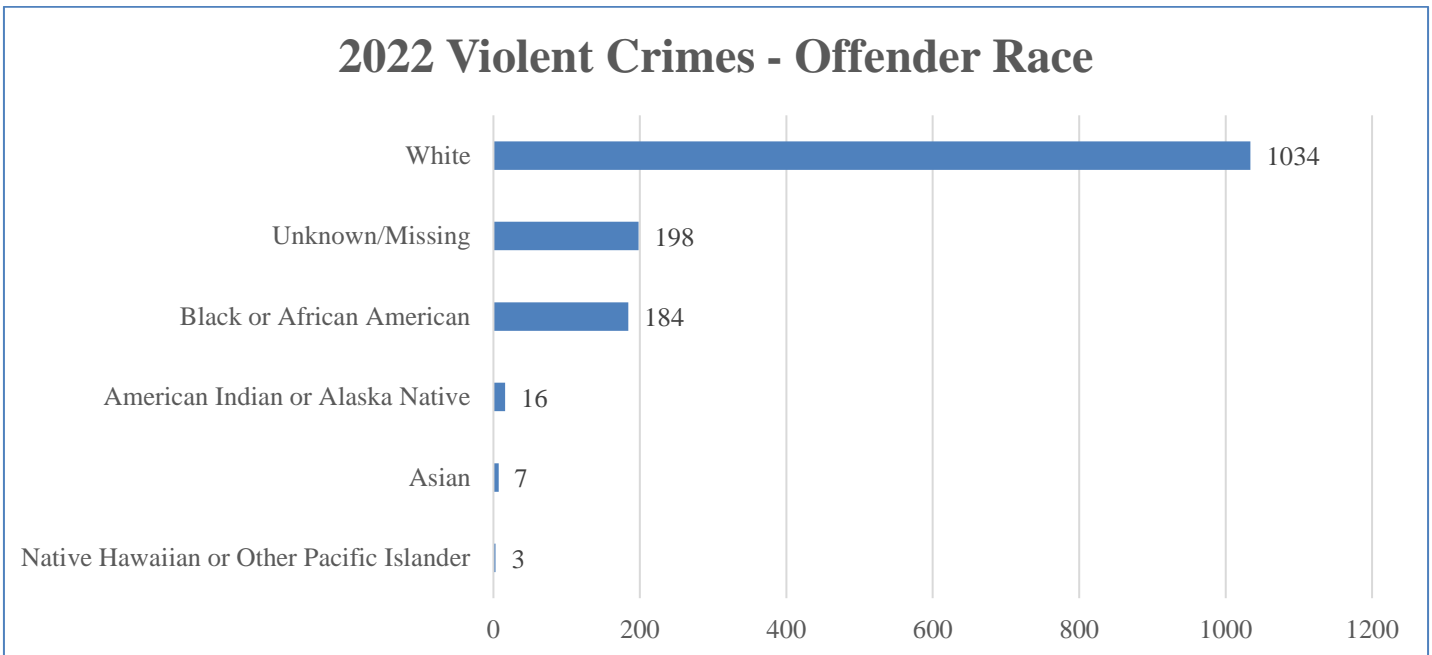
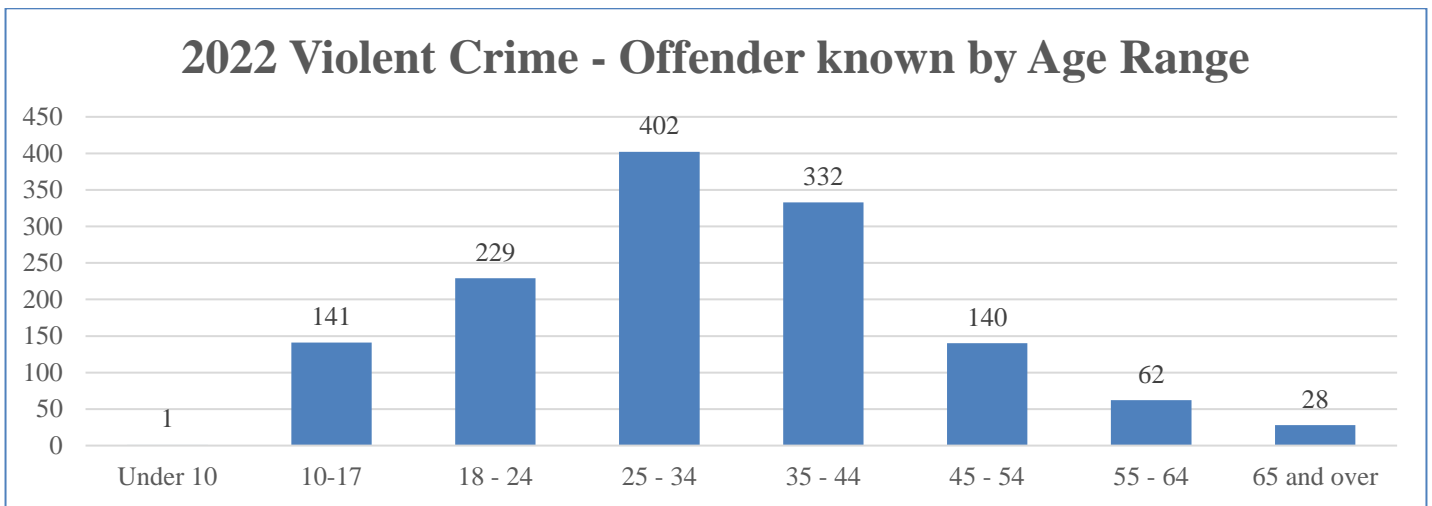
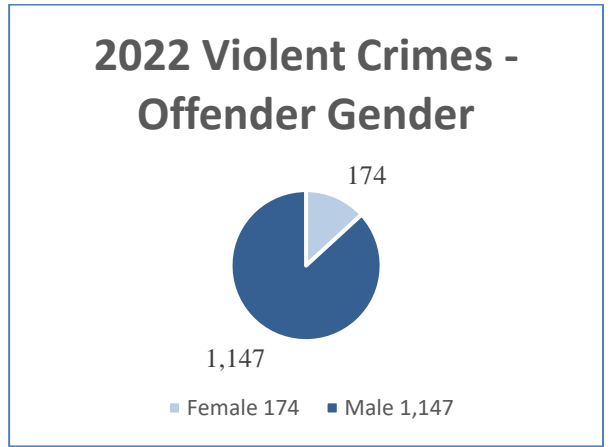
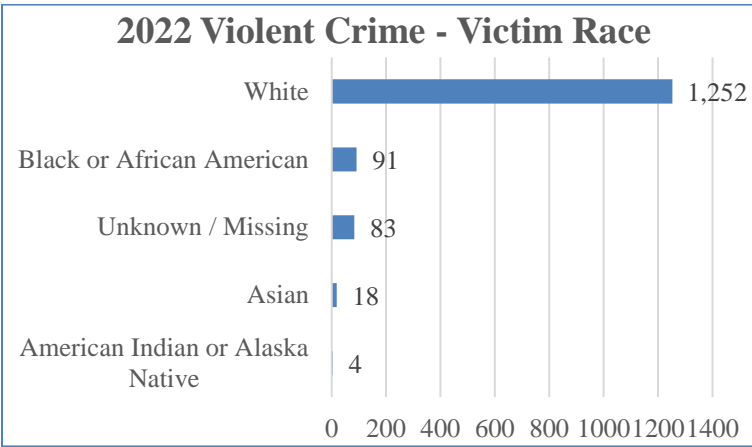
Crimes of violence involve the element of personal confrontation between the perpetrator and victim and entail the use of threat or violence. By their very nature, violent crimes- Murder, Rape, Aggravated Assault and Robbery are considered more serious than property crimes. The total number indicates only the number of incidents reported to police. In 2022 agencies reported a total of 1,404 victims of Violent Crime with reported injuries and no injuries. 755 incidents cleared results in a 53.58% Clearance Rate.



## Violent Crimes

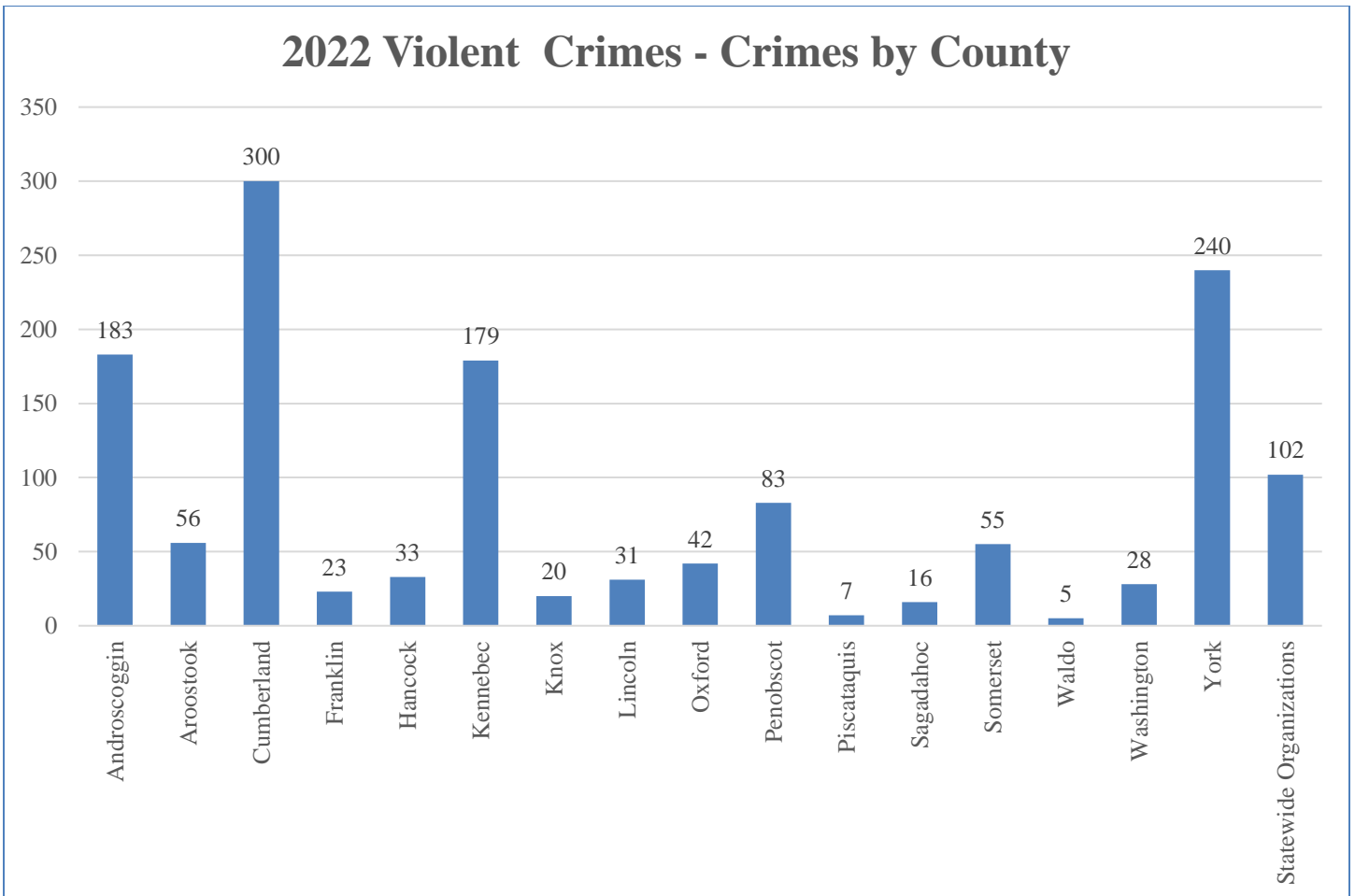
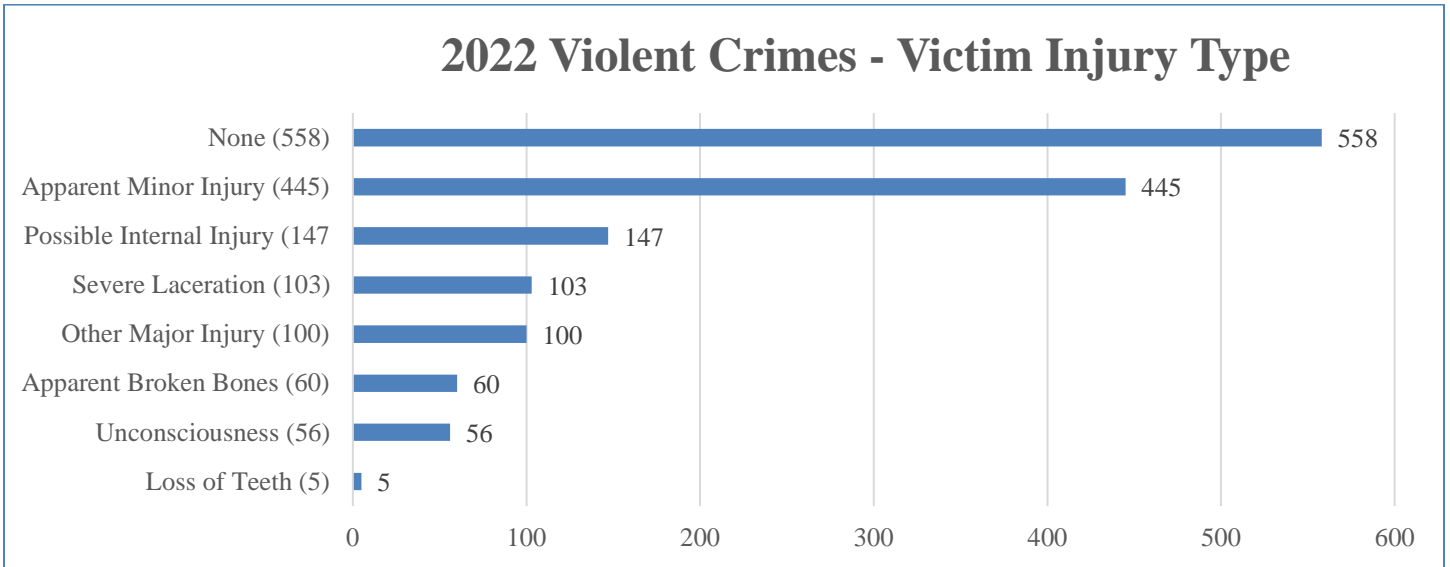


## Violent Crimes

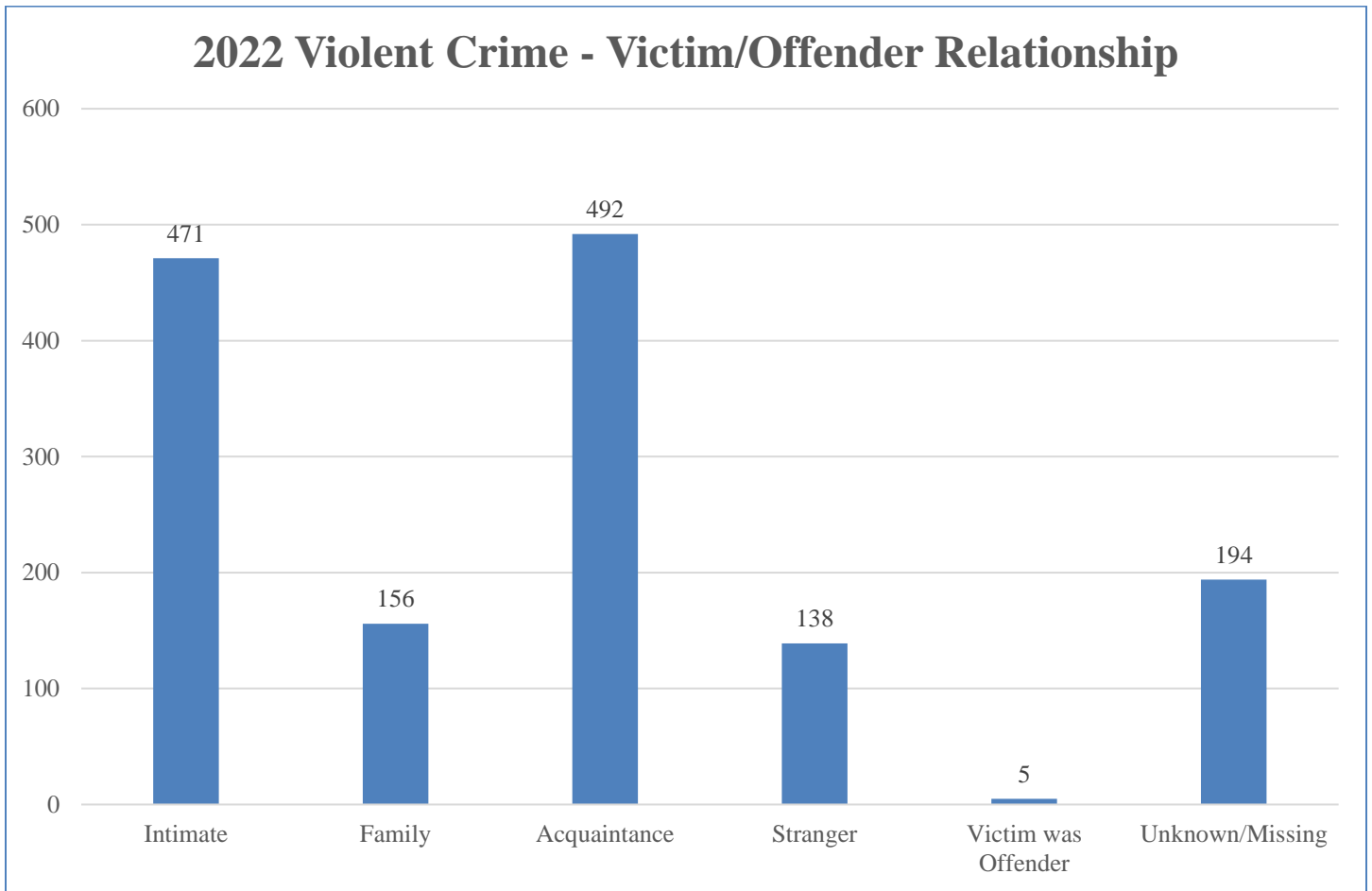




## Violent Crimes



## Violent Crimes



Intimate Relationships consist of: Spouse, Ex-Spouse, Common-Law Spouse, Boyfriend/Girlfriend, Homosexual Relationships, & Ex-Relationship (Ex-Boyfriend/Girlfriend)

Family Relationships consist of: Child, Stepchild, Grandchild, Sibling (Brother or Sister), Stepsibling, Parent, Grandparent, In-Law, & Other Family Member

Acquaintance Relationships consist of: Child of Boyfriend/Girlfriend, Babysitter (the baby), Friend, Employer, Employee, Neighbor, Acquaintance, & Otherwise Known

Stranger is used when it is known the victim did not know the offender.

Victim/Offender is used when the participant in the incident was the victim and the offender in the incident, such as domestic disputes where both husband and wife are charged with assault, double murders (two people kill each other) or barroom brawls where many participants are arrested. Mutual combatant is also another reason to use this category.

Unknown/Missing is submitted when there is nothing submitted on the suspect.

# CRIMES AGAINST PERSON

(Counts Victims of reported Crimes)

## **Murder and Non-Negligent Manslaughter**

The willful killing of one Human being by another

## **Negligent Manslaughter**

The killing of another person through gross negligence

## **Aggravated Assault**

An unlawful attack by one person upon another wherein the offender uses a weapon or displays it in a threatening manner, or the victim suffers obvious severe or aggravated bodily injury involving apparent broken bones, loose of teeth, possible internal injury, severe laceration, or loss of consciousness

## **Forcible Sex Offenses**

### **(Rape, Sodomy, Sexual Assault with Object, Fondling)**

Any sexual act directed against another person, without the consent of the victim, including instances where the victim is incapable of giving consent

## **Kidnapping/Abduction**

The unlawful seizure, transportation, and /or detention of a person against his/her will or of a minor without the consent of his/her custodial parent(s) or legal guardian

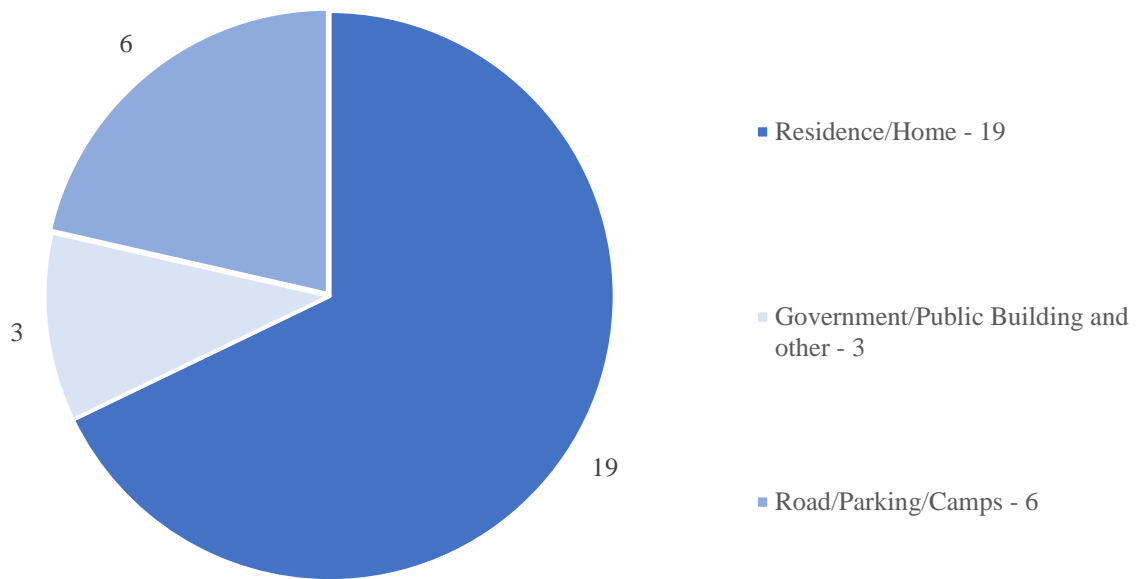
## Crimes Against Person Rates for 2022

Offense Type	2021		2022	
	Number of Victims	Crime Rate (per 1,000)	Number of Victims	Crime Rate (per 1,000)
<b><i>Crimes Against Person</i></b>	<b>13,420</b>	<b>9.78</b>	<b>13,155</b>	9.50
Murder and Nonnegligent Manslaughter	20	0.01	28	0.02
Negligent Manslaughter	9	0.01	19	0.01
Justifiable Homicide	5	0.00	8	0.01
Kidnapping/Abduction	25	0.02	40	0.03
Rape	471	0.34	411	0.30
Sodomy	47	0.03	23	0.02
Sexual Assault with An Object	2	0.00	5	0.00
Fondling	476	0.35	405	0.29
Incest	13	0.01	12	0.01
Statutory Rape	68	0.05	63	0.05
Aggravated Assault	852	0.62	818	0.59
Simple Assault	6,825	4.97	6,913	4.99
Intimidation	4,626	3.37	4,407	3.18
Human Trafficking, Commercial Sex Acts	2	0.00	3	0.00

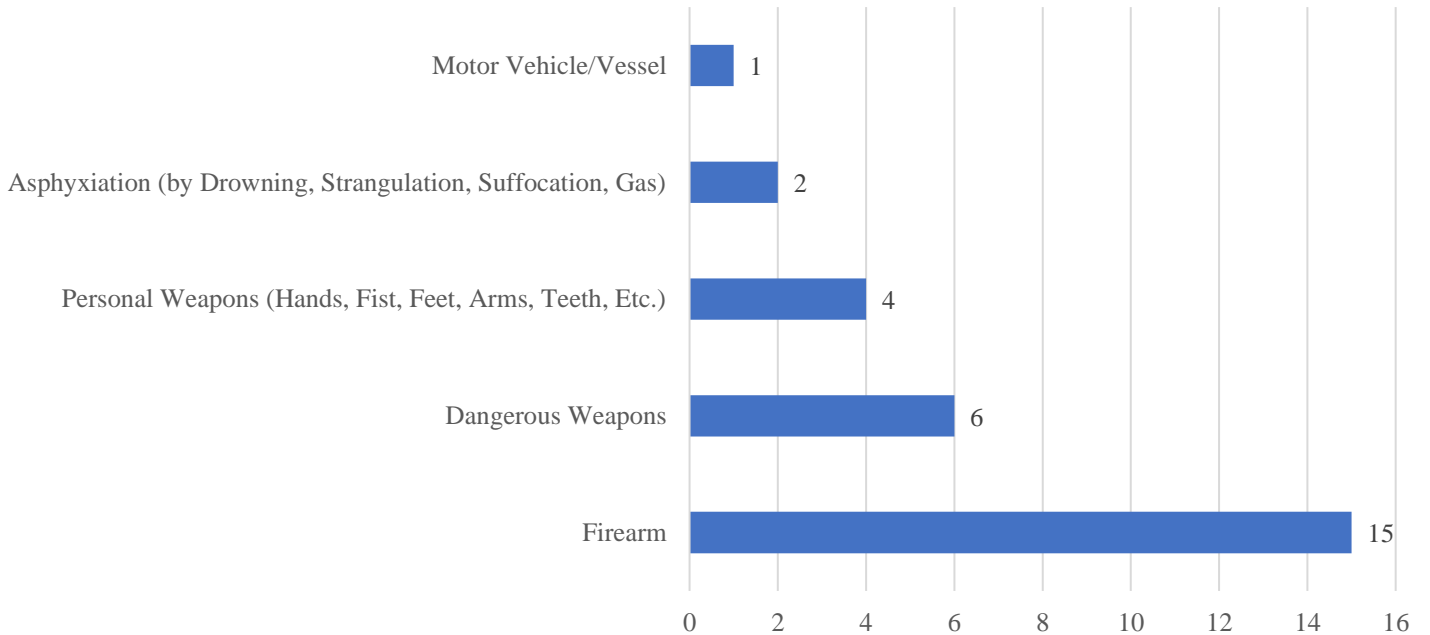
# Murder and Non-Negligent Manslaughter

2022 Reporting agencies reported 27 incidents of Homicides, with 28 victims.

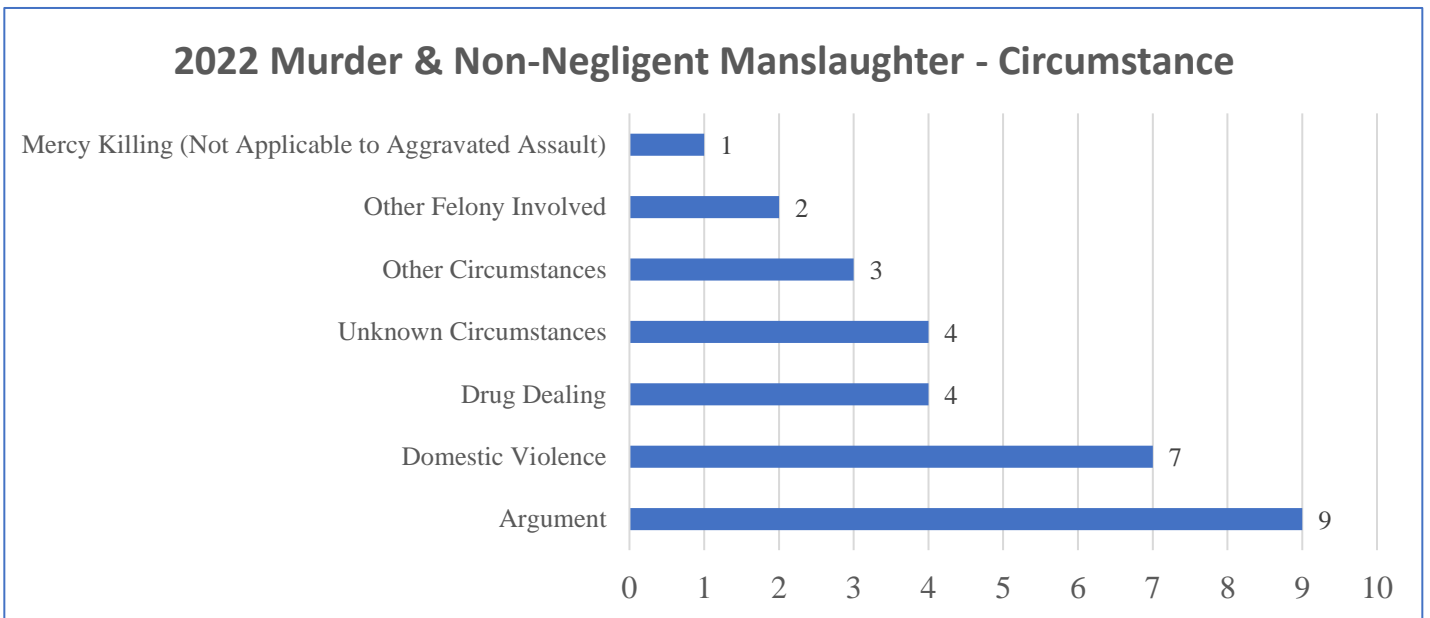
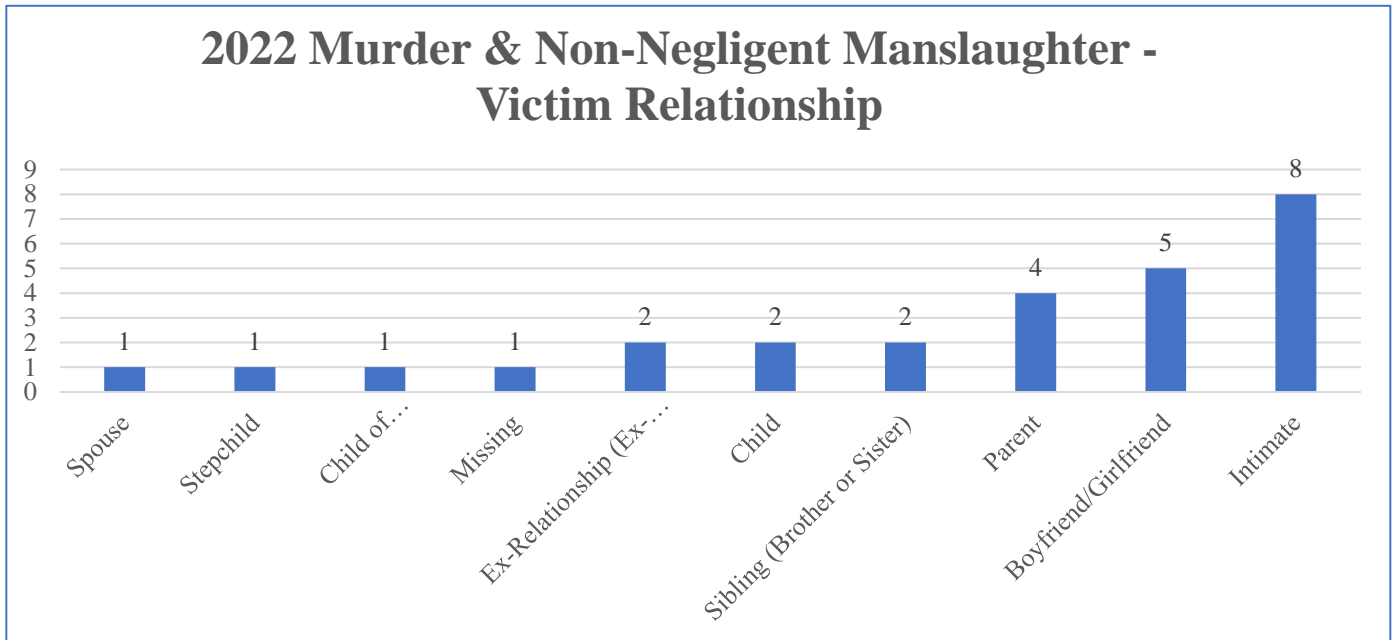
## 2022 Murder and Non-Negligent Manslaughter - Locations



## 2022 Murder and Non-Negligent Manslaughter - Weapon Type



## Murder and Non-Negligent Manslaughter



## Murder and Non-Negligent Manslaughter Victims and Offenders

Victim Gender	Victim Age	White	Black or African American	American Indian or Alaska Native	Unknown/ Missing
Female	Under 10	3			
	10 - 17	1			
	18 - 24	3			
	25 - 34	1			
	35 - 44	1	1	1	
	45 - 54	1			
	55 - 64	1			
	65 and over	2			
Male	Under 10				
	10 - 17				
	18 - 24	1	1		
	25 - 34	2	2		
	35 - 44	2	1		
	45 - 54	1			1
	55 - 64	1			
	65 and over	1			

Offender Gender	Offender Age	White	Black or African American	American Indian or Alaska Native	Unknown
Female	Under 10				
	10 - 17				
	18 - 24				
	25 - 34	1			
	35 - 44	1		1	
	45 - 54				
	55 - 64	1			
	65 and over				
Male	Under 10				
	10 - 17	2			
	18 - 24	4	1		
	25 - 34	4	2		1
	35 - 44	3	4	1	
	45 - 54	2	2		
	55 - 64				
	65 and over	2			

NIBRS Summary - Homicide Report 09A Murder and Nonnegligent Manslaughter

Maine 2022 Agencies reported 27 Incidents of Homicide, and 28 Victims

Agency Name	Situation	Victim				Offender(s)				Relationship of Victim to Offender	Circumstance	Weapon Used
		Age	Gender	Race	Ethnicity	Age	Gender	Race	Ethnicity			
State Police Lubec 1/10/2022	Single Victim/Single Offender	58	F	W	N	65	M	W	N	Girlfriend	Argument / Domestic Violence	Handgun
State Police Windham 1/17/2022	Single Victim/Single Offender	30	M	B	N	37	M	B	N	Otherwise Known	Other Circumstances	Personal Weapons
State Police Pembroke 2/9/2022	Single Victim/Single Offender	53	F	W	N	42	F	W	N	Ex- Girlfriend	Drug Dealing / Domestic Violence	Handgun
Portland PD 2/10/2022	Single Victim/Single Offender	50	M	U	U	22	M	W	N	Parent	Unknown Circumstances / Domestic Violence	Knife/Cutting Instrument
State Police Lovell 2/25/2022	Single Victim/Single Offender	40	F	W	N	33	M	W	H	Girlfriend	Domestic Violence	Asphyxiation
State Police Big Lake Twp 3/10/2022	Single Victim/Single Offender	62	M	W	N	35	M	W	N	Parent	Argument / Domestic Violence	Knife/Cutting Instrument
State Police Pleasant Point 4/21/2022	Single Victim/ Multiple Offenders	43	F	A	N	38	M	A	N	Acquaintance	Drug Dealing	Knife/Cutting Instrument
						38	F	A	U	Acquaintance	Drug Dealing	Knife/Cutting Instrument
Portland PD 4/26/2022	Single Victim/ Multiple Offenders	43	M	W	N	45	M	B	N	Acquaintance	Drug Dealing	Firearm (Type Not Stated)
						23	M	W	N	Acquaintance	Drug Dealing	Firearm (Type Not Stated)
						44	M	W	N	Acquaintance	Drug Dealing	Firearm (Type Not Stated)
						52	M	W	N	Acquaintance	Drug Dealing	Firearm (Type Not Stated)
State Police Brooks 5/6/2022	Single Victim / Single Offender	49	M	W	N	16	M	W	H	Acquaintance	Argument	Handgun
Wells PD 5/21/2022	Single Victim / Single Offender	3	F	W	N	20	M	W	U	Other Family Member	Argument / Domestic Violence	Handgun
Bath PD 5/24/2022	Single Victim / Single Offender	67	F	W	N	43	M	W	N	Parent	Argument / Domestic Violence	Asphyxiation
Auburn PD 6/19/2022	Multiple Victims / Single Offender	21	F	W	N	34	M	B	U	Acquaintance	Other Felony Involved / Robbery	Handgun
		21	M	B	N					Acquaintance	Other Felony Involved / Robbery	Handgun
Winter Harbor PD 6/19/2022	Single Victim / Single Offender	35	F	B	U	35	M	B	N	Girlfriend	Unknown Circumstances / Domestic Violence	Motor Vehicle



NIBRS Summary - Homicide Report 09A Murder and Nonnegligent Manslaughter

Maine 2022 Agencies reported 27 Incidents of Homicide, and 28 Victims

Agency Name	Situation	Victim				Offender(s)				Relationship of Victim to Offender	Circumstance	Weapon Used
		Age	Gender	Race	Ethnicity	Age	Gender	Race	Ethnicity			
Skowhegan PD 7/16/2022	Single Victim / Single Offender	20	F	W	N	19	M	B	U	Ex-Relationship (Ex-girlfriend)	Domestic Violence	Knife/Cutting Instrument
Lewiston PD 7/17/2022	Single Victim / Single Offender	20	M	W	N	28	M	W	U	Friend	Unknown Circumstances	Handgun
State Police Mount Vernon 7/18/2022	Single Victim / Single Offender	14	F	W	U	15	M	W	N	Girlfriend	Domestic Violence	Knife/Cutting Instrument
State Police Frenchville 7/19/2022	Single Victim / Single Offender	1-6 Days Old	F	W	U	58	F	W	U	Child	Other Circumstances	Personal Weapons
Mexico PD 8/6/2023	Single Victim / Single Offender	27	M	W	N	52	M	W	U	Stepchild	Argument / Domestic Violence	Shotgun
Portland PD 9/7/2022	Single Victim / Single Offender	31	M	B	N	38	M	B	N	Acquaintance	Argument	Firearm (Type Not Stated)
State Police Lamoine 10/4/2022	Single Victim / Single Offender	71	M	W	N	33	M	W	N	Parent	Domestic Violence	Handgun
State Police Orrington 10/5/2022	Single Victim / Single Offender	89	F	W	N	89	M	W	N	Spouse	Mercy Killing / Domestic Violence	Handgun
Lewiston PD 10/19/2022	Single Victim / Single Offender	37	M	B	N	47	M	B	U	Acquaintance	Drug Dealing	Firearm (Type Not Stated)
Portland PD 11/18/2022	Single Victim / Unknown Offender	23	F	W	N	U	U	U	U	Unknown	Unknown Circumstances	Personal Weapons
State Police Poland 11/24/2022	Single Victim / Single Offender	38	M	W	U	34	M	U	N	Sibling (Brother or Sister)	Domestic Violence	Blunt Object
Portland PD 11/29/2022	Single Victim / Single Offender	26	M	W	N	21	M	W	N	Acquaintance	Argument	Firearm (Type Not Stated)
Lewiston PD 12/11/2022	Single Victim / Single Offender	25	F	W	N	40	M	B	U	Girlfriend	Domestic Violence	Handgun
State Police Edgecomb 12/24/2022	Single Victim / Single Offender	3	F	W	N	28	M	W	N	Child of Girlfriend	Other Circumstances / Domestic Violence	Personal Weapons

NIBRS Summary - Homicide Report 09B Manslaughter - Negligent Death

2022 Agencies reported 16 Incidents of Manslaughter and 19 Victims

Agency Name	Situation	Victim				Offender(s)				Relationship of Victim to Offender	Weapon Used
		Age	Gender	Race	Ethnicity	Age	Gender	Race	Ethnicity		
State Police Easton 3/19/2022	Single Victim / Single Offender	1	M	W	N	28	F	W	N	Child	Unknown
State Police Fort Fairfield 4/8/2022	Single Victim / Single Offender	1	M	W	U	23	M	W	N	Other Family Member	Drugs/Narcotics
Kennebec SO China 4/16/2022	Single Victim / Single Offender	63	M	W	N	48	M	W	U	Friend	Motor Vehicle /Vessel
State Police T22MD 5/7/2022	Single Victim / Single Offender	50	M	W	N	49	M	W	N	Stranger	Motor Vehicle/Vessel
State Police T8R4 5/29/2022	Single Victim / Single Offender	50	M	W	U	35	M	W	N	Stranger	Motor Vehicle/Vessel
Lewiston PD 6/8/2022	Single Victim / Single Offender	60	F	W	N	37	M	W	U	Stranger	Motor Vehicle/Vessel
State Police Waltham 6/12/2022	Single Victim / Single Offender	50	F	W	U	51	M	U	N	Girlfriend	Motor Vehicle/Vessel
Jay PD 7/20/2023	Single Victim / Single Offender	69	F	W	N	41	F	W	U	Stranger	Motor Vehicle/Vessel
Androscoggin SO Turner 7/23/2023	Single Victim / Single Offender	46	F	W	N	36	F	W	U	Stranger	Motor Vehicle/Vessel
Sanford PD 8/21/2022	Single Victim / Single Offender	32	F	W	N	32	M	W	U	Stranger	Motor Vehicle/Vessel
Androscoggin SO Turner 8/26/2023	Single Victim / Single Offender	59	F	W	N	39	M	W	U	Stranger	Personal Weapons
State Police Marshfield 9/19/2022	Single Victim / Single Offender	79	F	W	N	75	M	W	N	Spouse	Personal Weapons

NIBRS Summary - Homicide Report 09B Manslaughter - Negligent Death

2022 Agencies reported 16 Incidents of Manslaughter and 19 Victims

Agency Name	Situation	Victim				Offender(s)				Relationship of Victim to Offender	Weapon Used
		Age	Gender	Race	Ethnicity	Age	Gender	Race	Ethnicity		
Somerset SO Madison 10/27/2023	Single Victim / Single Offender	7	M	W	N	30	M	W	U	Child	Motor Vehicle/Vessel
State Police Castine 12/10/2022	Multiple Victims / Single Offender	20	M	W	U	20	M	W	U	Friend	Motor Vehicle/Vessel
		21	M	W	U						
		20	M	U	U						
		22	M	W	U						
Androscoggin SO Turner 12/11/2022	Single Victim / Multiple Offender	79	F	W	N	24	M	W	U	Stranger	Motor Vehicle/Vessel
						34	M	W	U	Unknown	Motor Vehicle/Vessel
Rumford PD 12/19/2022	Single Victim / Single Offender	23	M	W	N	27	M	W	N	Sibling (Brother or Sister)	Handgun

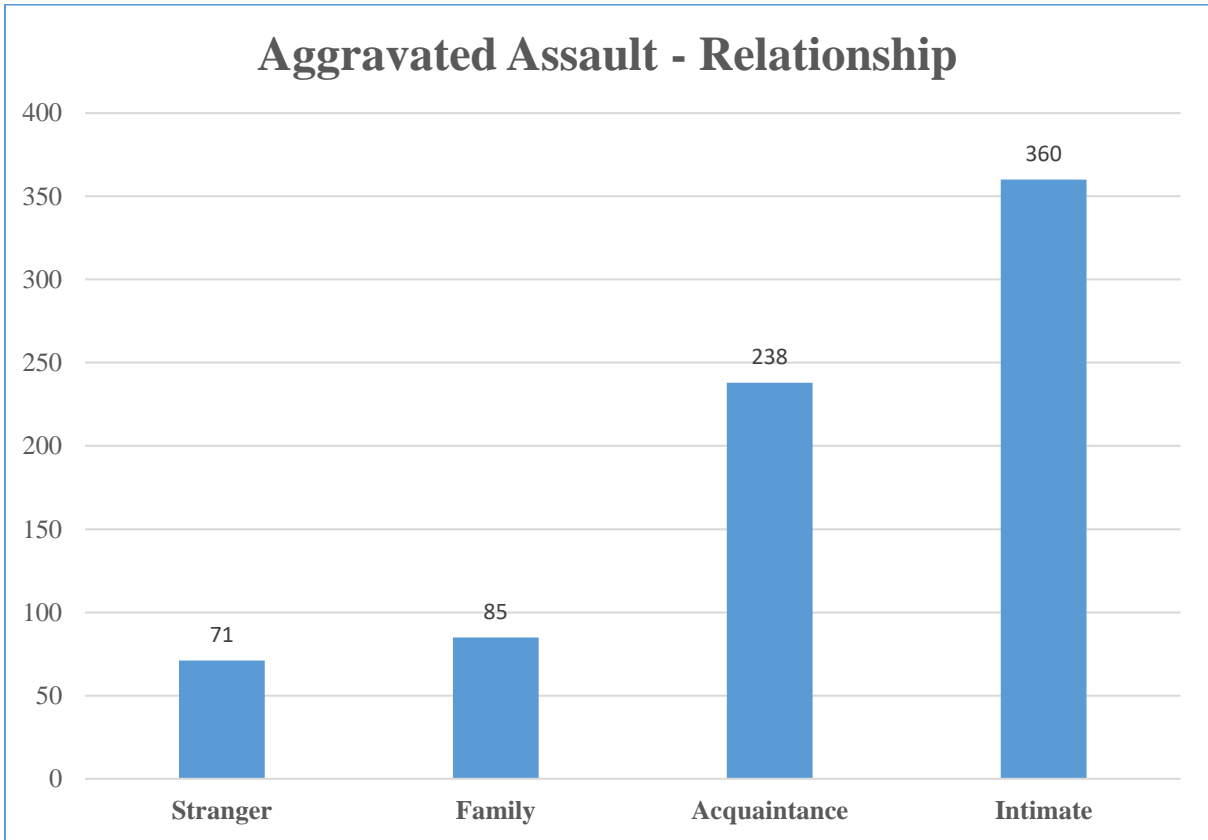
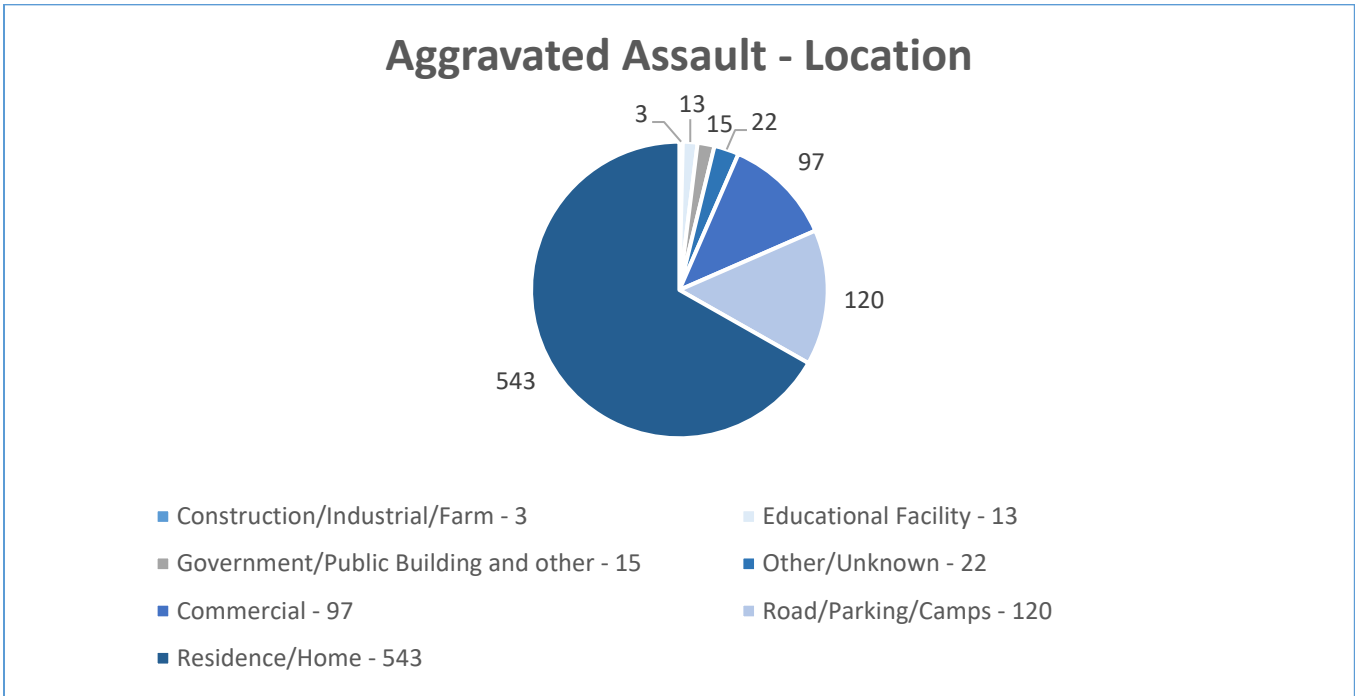
**NIBRS Summary - Homicide Report 09C Justifiable Homicide**

**Agencies reported 8 Incidents of Justifiable Homicide, and 8 Victims**

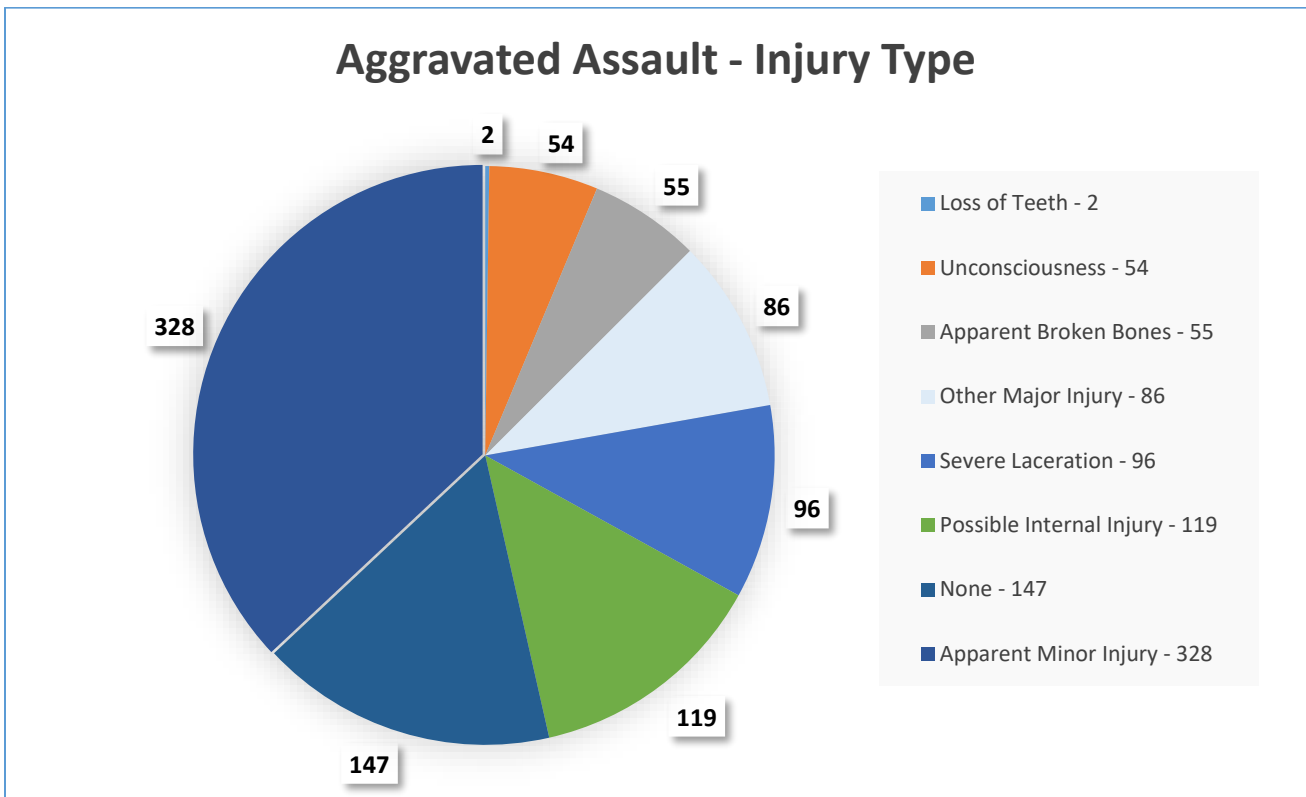
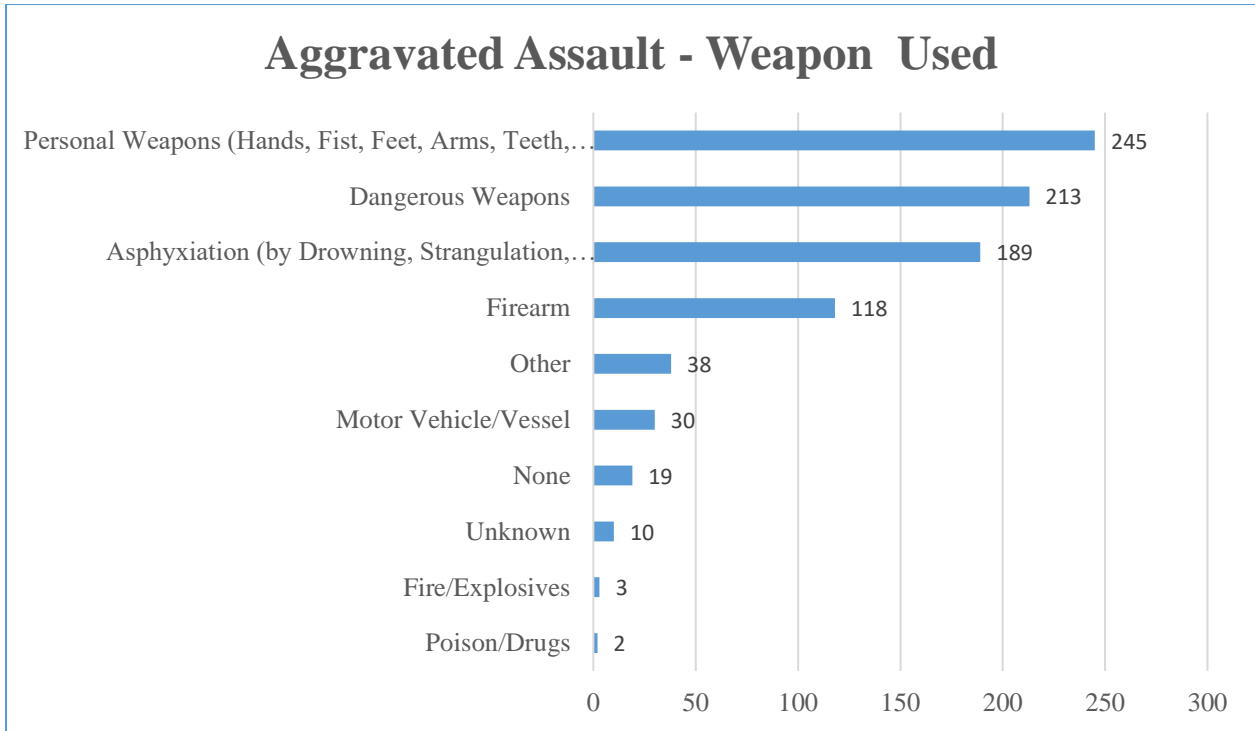
Agency Name	Situation	Victim				Offender(s)				Relationship of Victim to Offender	Circumstance	Weapon Used
		Age	Gender	Race	Ethnicity	Age	Gender	Race	Ethnicity			
Augusta PD 5/20/2022	Single Victim / Single Offender	36	M	W	M	48	M	W	U	Otherwise Known	Criminal Killed by Private Citizen	Handgun
State Police Vassalboro 5/30/2022	Single Victim / Single Offender	38	M	W	N	28	M	W	N	Acquaintance	Criminal Killed by Private Citizen	Handgun
Presque Isle 6/5/2022	Single Victim / Multiple Offender	25	M	W	N	25	W	W	N	Stranger	Criminal Killed by Police Officer	Handgun
						31	M	W	N	Stranger	Criminal Killed by Police Officer	Handgun
State Police Blue Hill 6/21/2022	Single Victim / Multiple Offender	28	M	W	U	38	M	W	N	Unknown	Criminal Killed by Police Officer	Firearm (Type Not Stated)
						37	M	W	N	Unknown	Criminal Killed by Police Officer	Firearm (Type Not Stated)
						27	M	W	N	Unknown	Criminal Killed by Police Officer	Firearm (Type Not Stated)
Newport 7/15/2022	Single Victim / Single Offender	55	M	W	U	35	M	W	U	Stranger	Criminal Killed by Police Officer	Firearm (Type Not Stated)
Sanford PD 9/2/2022	Single Victim / Single Offender	32	M	W	N	41	M	W	U	Stranger	Criminal Killed by Private Citizen	Knife / Cutting Instrument
York SO 9/7/2022	Single Victim / Single Offender	30	M	W	N	30	M	W	U	Stranger	Criminal Killed by Police Officer	Handgun
State Police Cherryfield 11/17/2022	Single Victim / Single Offender	36	M	W	N	69	M	W	N	Acquaintance	Criminal Killed by Private Citizen	Handgun

## Aggravated Assault

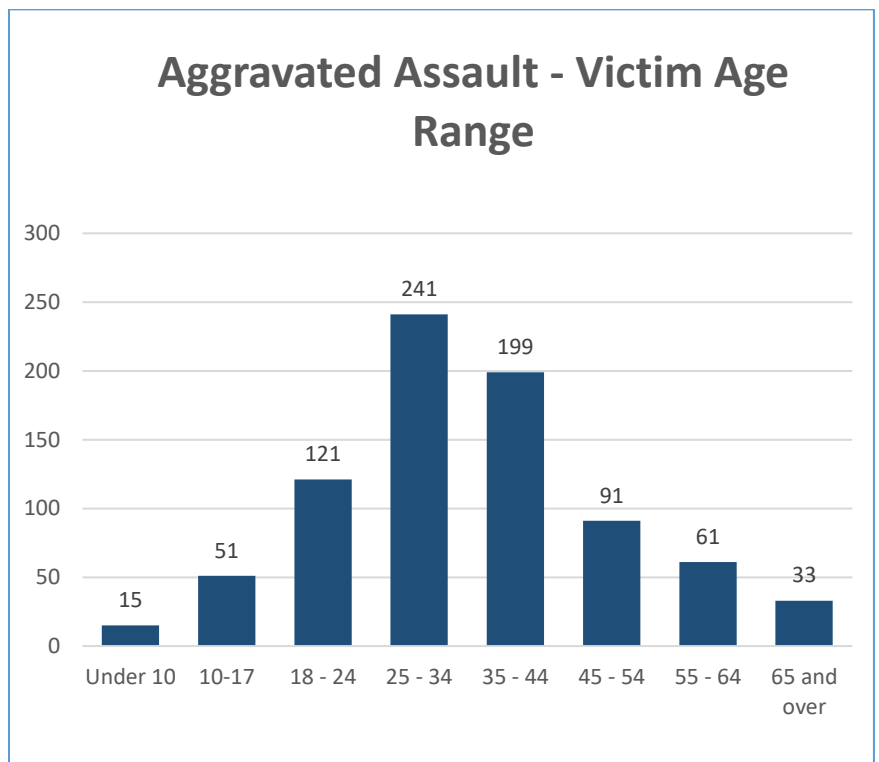
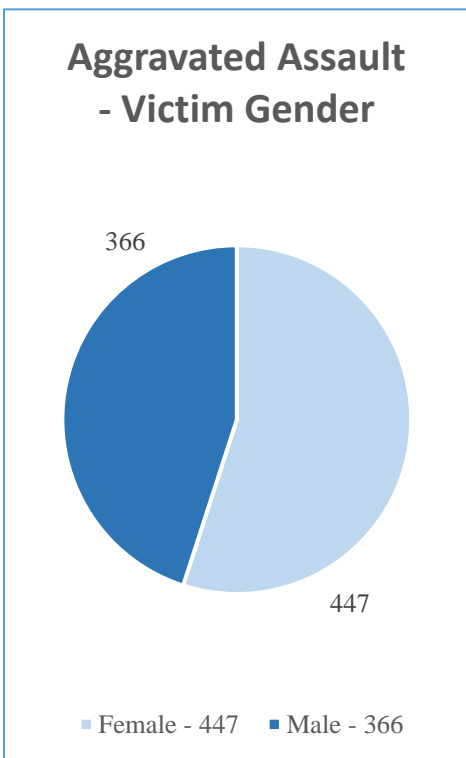
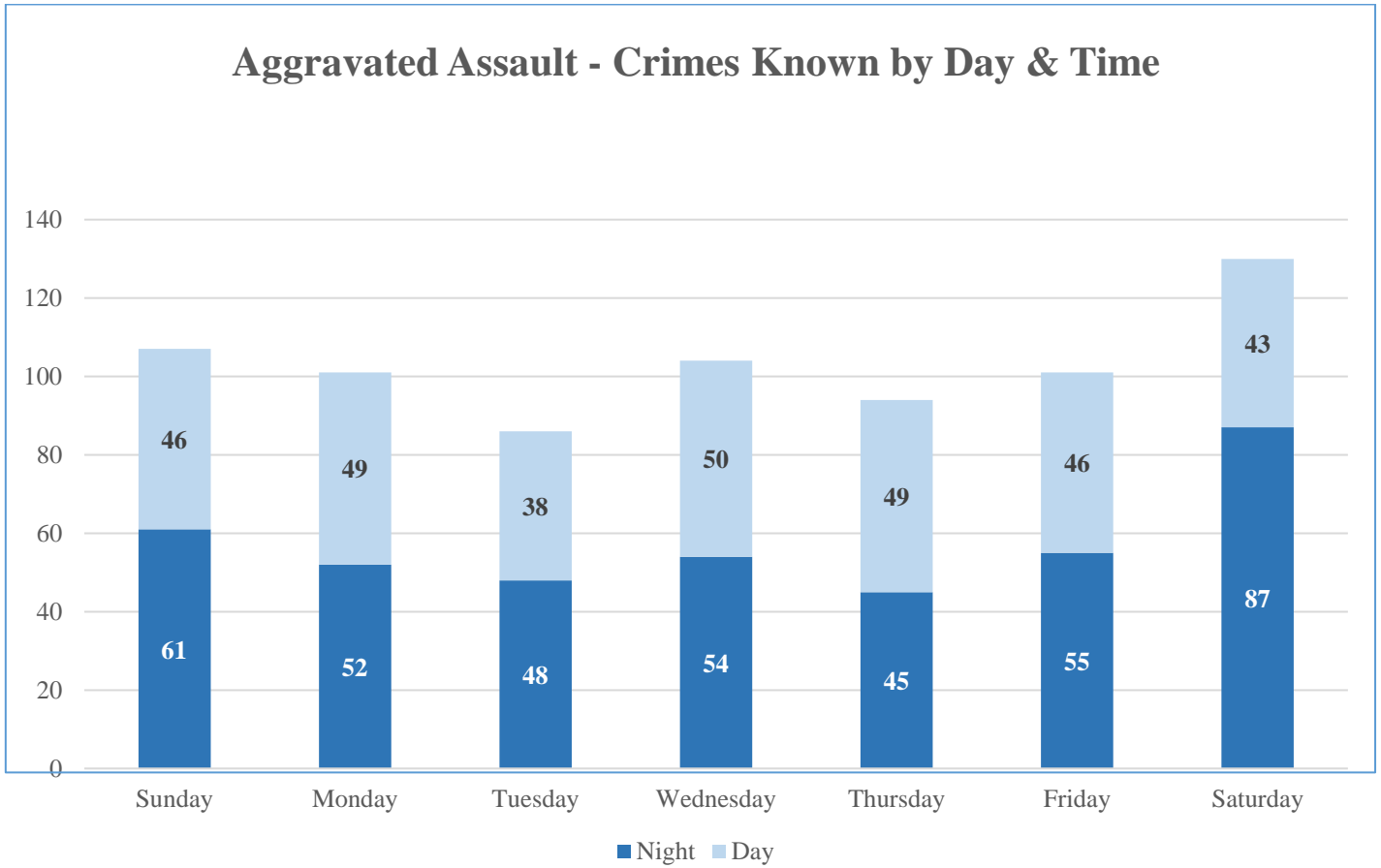
*During 2022 there was a total of 11,889 Assault offenses reported which include Aggravated Assault, Simple Assaults, and Intimidation. Reporting a clearance rate for all Assaults 54.57%. 3,893 of these incidents were reported as being Domestic violence related. 73.16% of Domestic Assaults were cleared.*



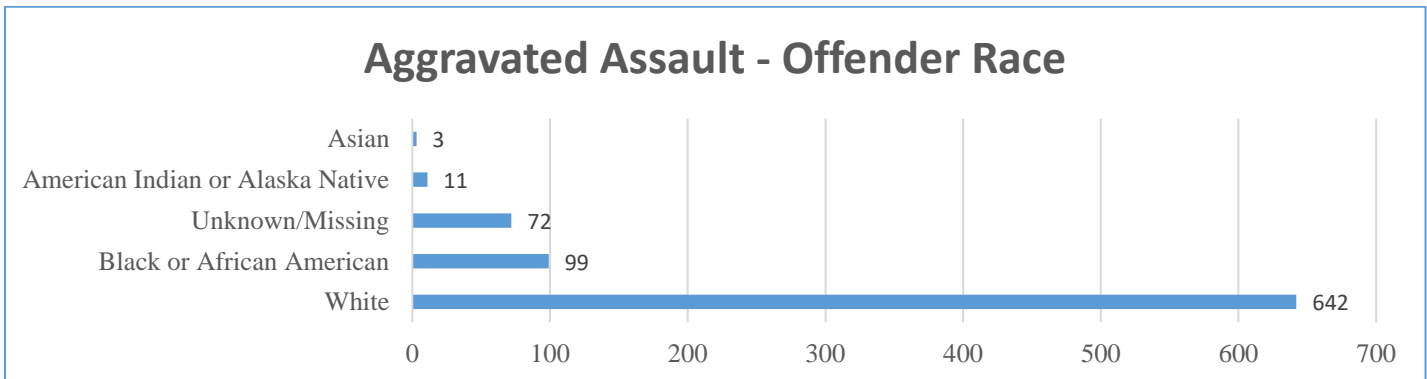
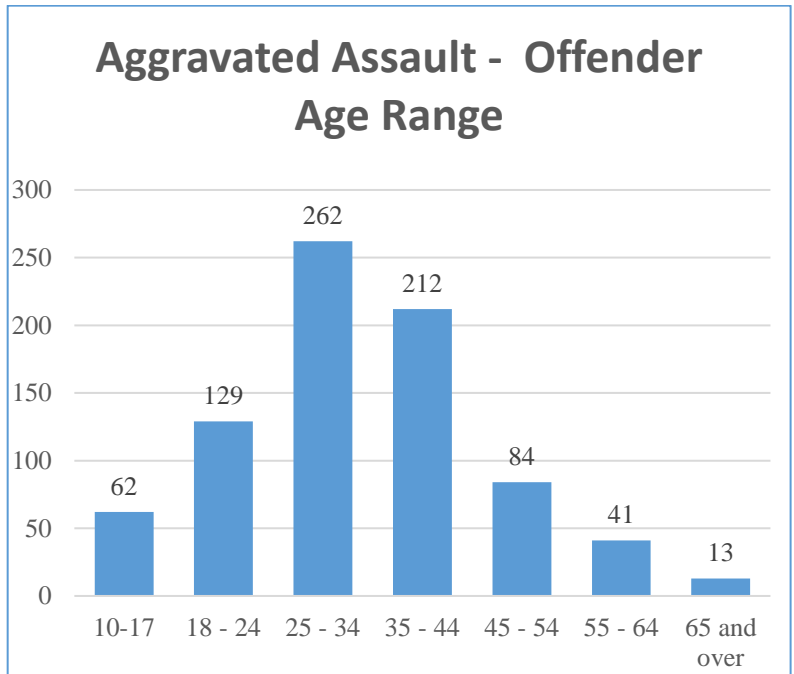
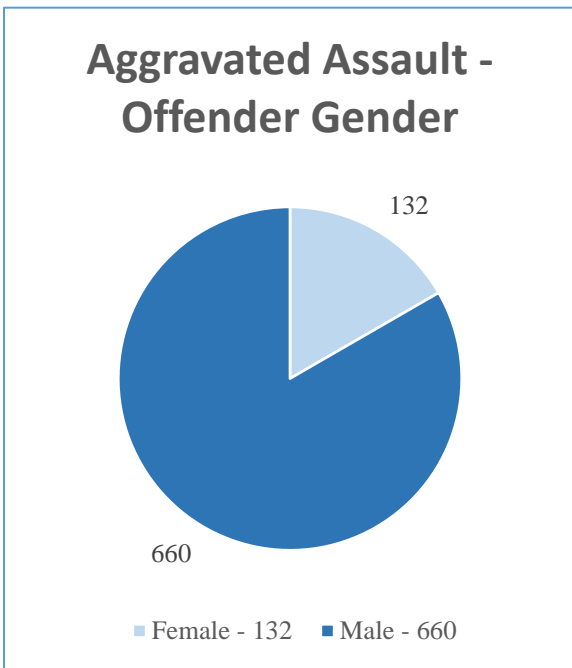
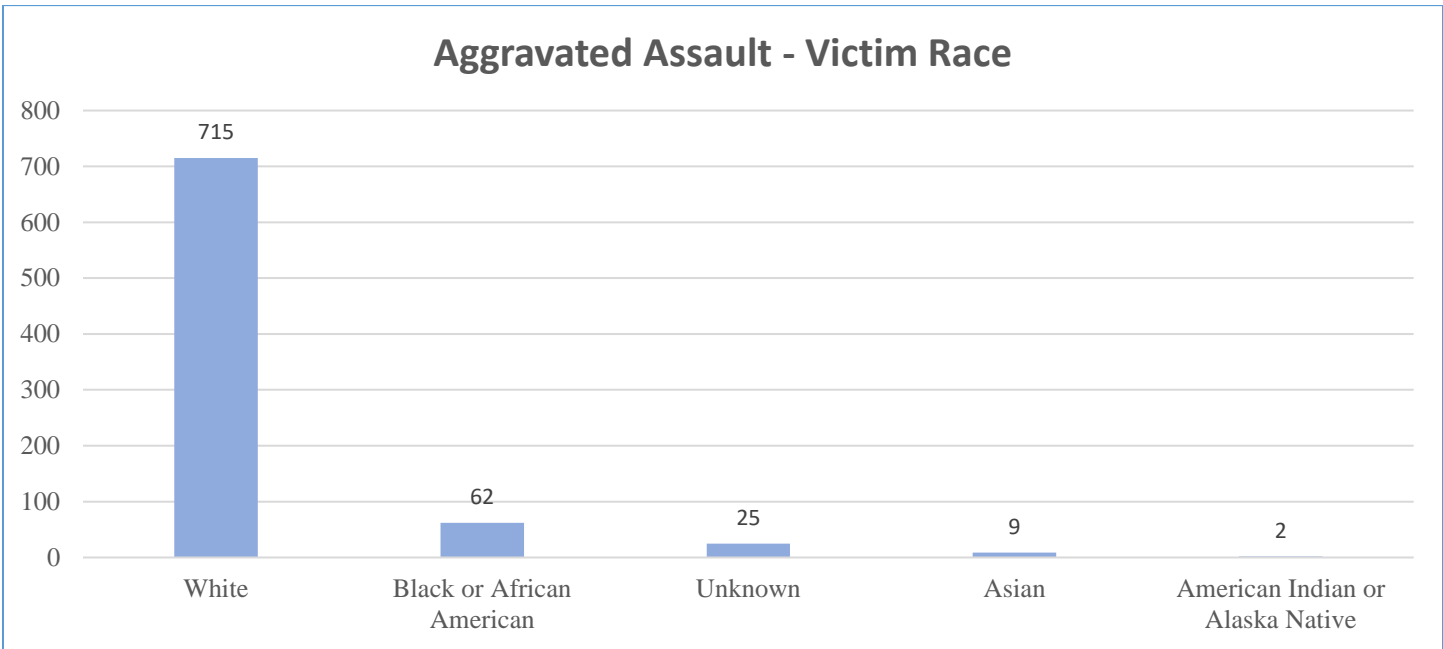
## Aggravated Assault



# Aggravated Assault



# Aggravated Assault





# Domestic Violence

Due to problems of abuse and domestic violence between family or household members, the 109th Maine Legislature enacted a law entitled “An Act Concerning Abuse between Household and Family Members.” The law, Chapter 578 of the Public Laws of 1979, mandates the reporting of domestic violence data by law enforcement agencies and the collection of such data (Title 19,

§ 770 [1]) by the Uniform Crime Reporting Unit, State Bureau of Identification, Department of Public Safety.

Domestic Violence is a crime against person in NIBRS, therefore incidents are reported based on the number of victims involved in the incident. The categories that are selected to report a DV incident for this report are Simple Assault and Aggravated Assault. The Domestic Violence report is a Maine report that is published according to Maine Statutes. Definitions being “Family or household members”, present or former spouses or domestic partners, Individuals presently or formerly living together as spouses, Parents of the same child, adult household members related by consanguinity or affinity, Minor children of a parent or guardian when the defendant is an adult household member of that parent or guardian, Individual presently or formerly living together and Individuals who are or were sexual partners. The relationship between the victim and the suspect reflects whether the incident is reported as a domestic violence incident.

2021 was a transition year for all law enforcement agencies in Maine to begin reporting crime statistics in the new NIBRS format. With this new reporting change, and additional victim/offender relationship being submitted in an automated format, there has been an increase in the number of reported domestic violence incidents for 2021. This is most likely due to more accurate and expanded relationship data available under the new reporting system, and the now automated process for NIBRS data to be checked for errors and missing information.

## **During 2022:**

- Of a grand total of 13,300 reported assaults, 3,893 were reported as domestic based on the victim/offender relationship reported.
- Domestic assaults decreased -1.22% (48 offenses) from the 2021 figure of 3,941
- Law enforcement agencies cleared 2,848 domestic assaults for a clearance rate of 73.16%.
- Of the 3,893 domestic assaults, 3,129 involved personal weapons (hands, fists, feet).

## **During 2021:**

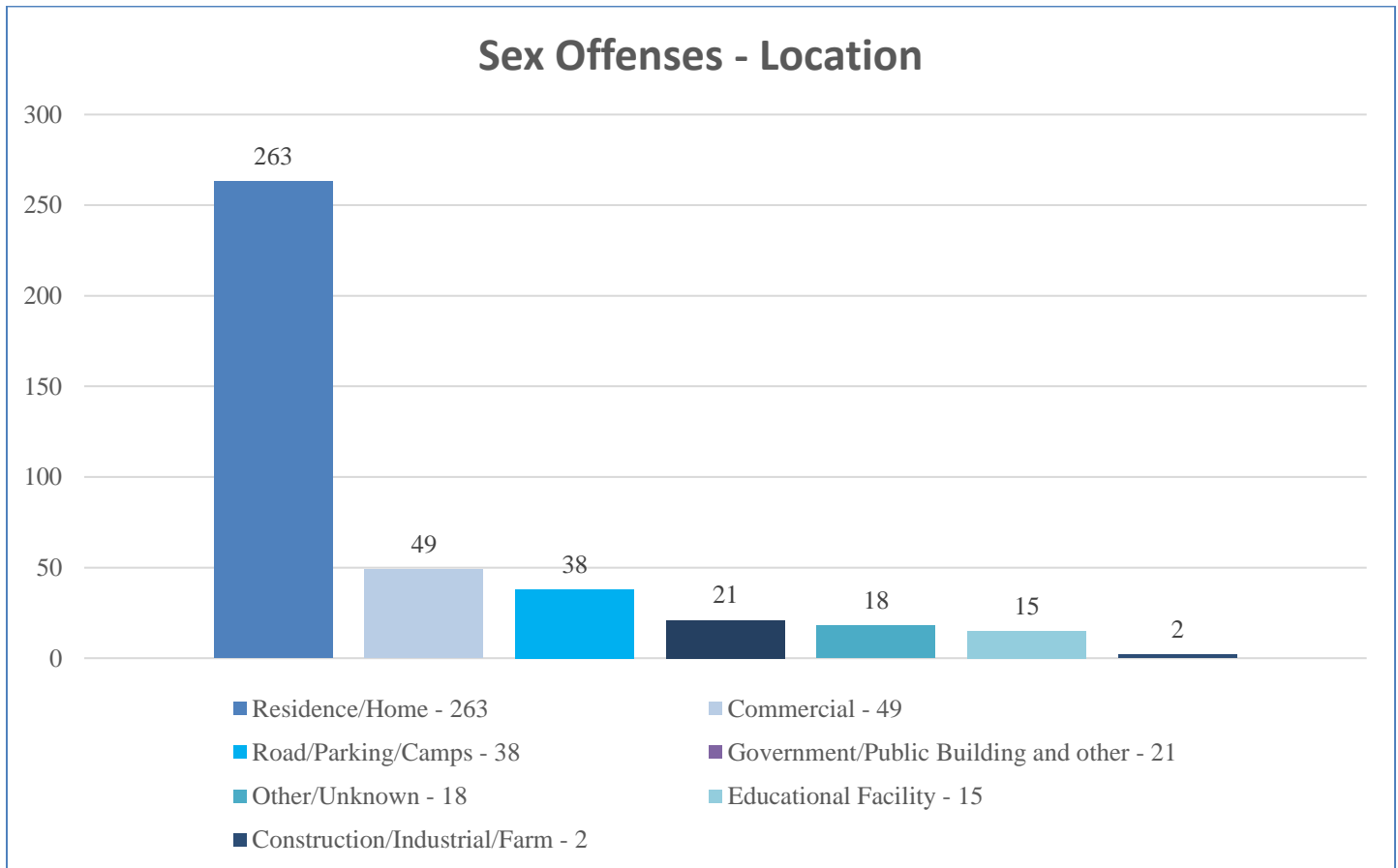
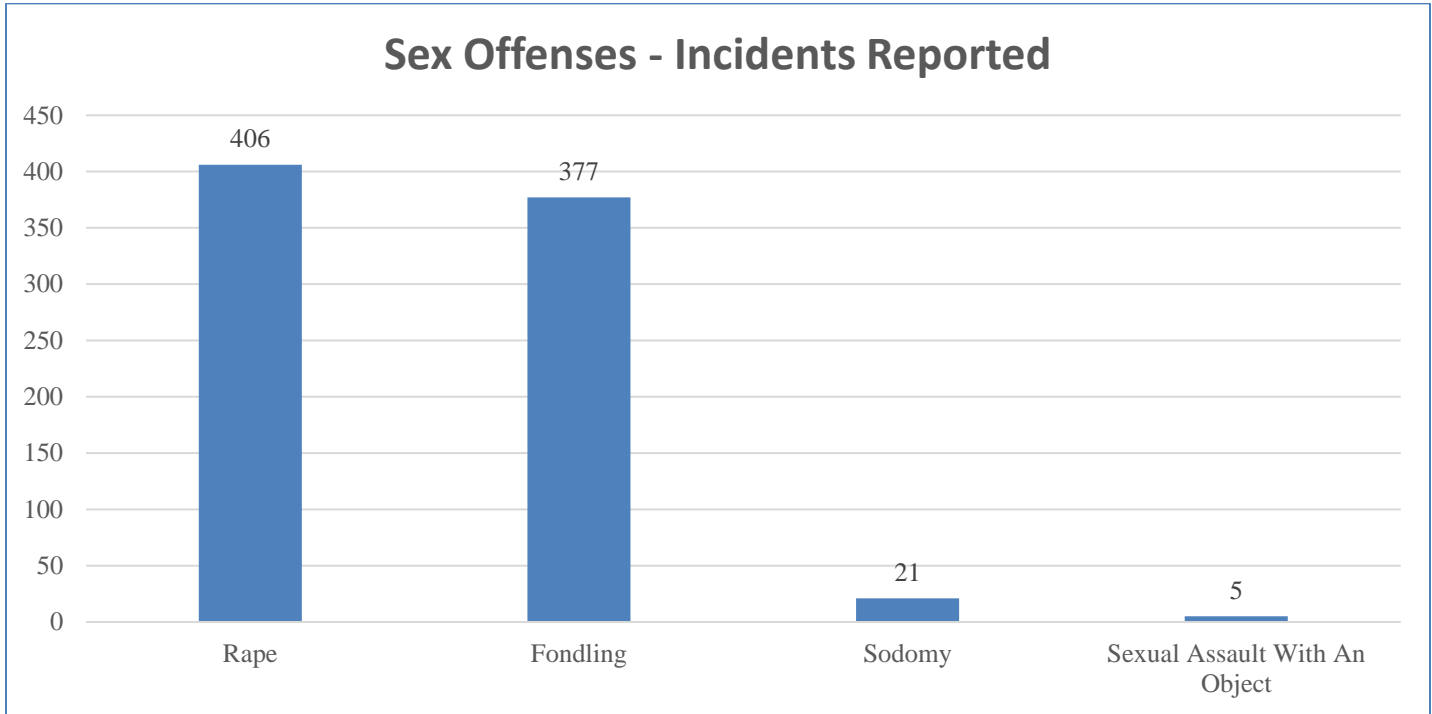
- Of a grand total of 12,072 reported assaults, 3,941 were reported as domestic based on the victim/offender relationship reported.
- Domestic assaults increased 13.6% (473 offenses) from the 2020 figure of 3,468
- Law enforcement agencies cleared 2,913 domestic assaults for a clearance rate of 74%.
- Of the 3,941 domestic assaults, 3,111 involved personal weapons (hands, fists, feet).

## Domestic Violence Assault by County

Measures		Number of Victims																	
Jurisdiction by Geography		2022																	
Offense Type	Victim to Offender Relationship	Androscoggin	Aroostook	Cumberland	Franklin	Hancock	Kennebec	Knox	Lincoln	Oxford	Penobscot	Piscataquis	Sagadahoc	Somerset	Waldo	Washington	York	Maine State Police	
Aggravated Assault	Spouse	10	4	25	3	1	9	4			11		1			2	14	5	
	Ex-Spouse	1					1				2			1					
	Common-Law Spouse			1							1						1		
	Boyfriend/Girlfriend	30	15	39	3	8	27	2	5	8	15	2	4	8		2	28	21	
	Ex-Relationship (Ex-boyfriend/girlfriend)	3		15	2		7		1	1				3			13	1	
	Child	4	4					2	2	1				1				2	1
	Stepchild			1			1				1								1
	Grandchild																1		
	Sibling (Brother or Sister)		1		3		5	1			1		1		1			5	2
	Parent		1	6	1				3	2		1		2			1	6	4
	Stepparent			1								1							1
	Grandparent						2				1								2
	In-Law		1								1				1				
	Other Family Member					1	2												2
Simple Assault	Spouse	54	28	96	14	11	61	12	20	8	41	8	14	32	11	7	94	45	
	Ex-Spouse	9	6	8	3		9	3			13		1	4	1	1	16	6	
	Common-Law Spouse	3		5			2	1	2		2		1	1		1	2	5	
	Boyfriend/Girlfriend	13	8	23	2	38	31	8	38	32	40	3	18	30	78	26	18	9	99
	Ex-Relationship (Ex-boyfriend/girlfriend)	41		89	10	4	51	2	6	4	1			21	7	4	71	10	
	Child	9	10	28	16	5	31	1	22	5	16	2	6	15	2	12	37	28	
	Stepchild		2	5	1		2		7	1	4	1		2		2	2	2	2
	Grandchild	2		2	1		1				1							3	1
	Sibling (Brother or Sister)	8	5	16	8	2	24	4	8	6	6	1	2	9	1	3	30	16	
	Stepsibling	4					2		1									2	
	Parent	21	14	55	8	7	39	5	13	12	26	5	6	16	4	6	57	40	
	Stepparent	5		4	2	1	3			1	3			4	2	1	14	8	
	Grandparent	2	3	3	1		1	1	1		1	1		3		1	9	6	
	In-Law		5	1	1	1	8		1	1	1	3	1		4		1	2	5
Other Family Member	6	4	10	3	1	19	2	10	4	16		1	8	1			8	10	

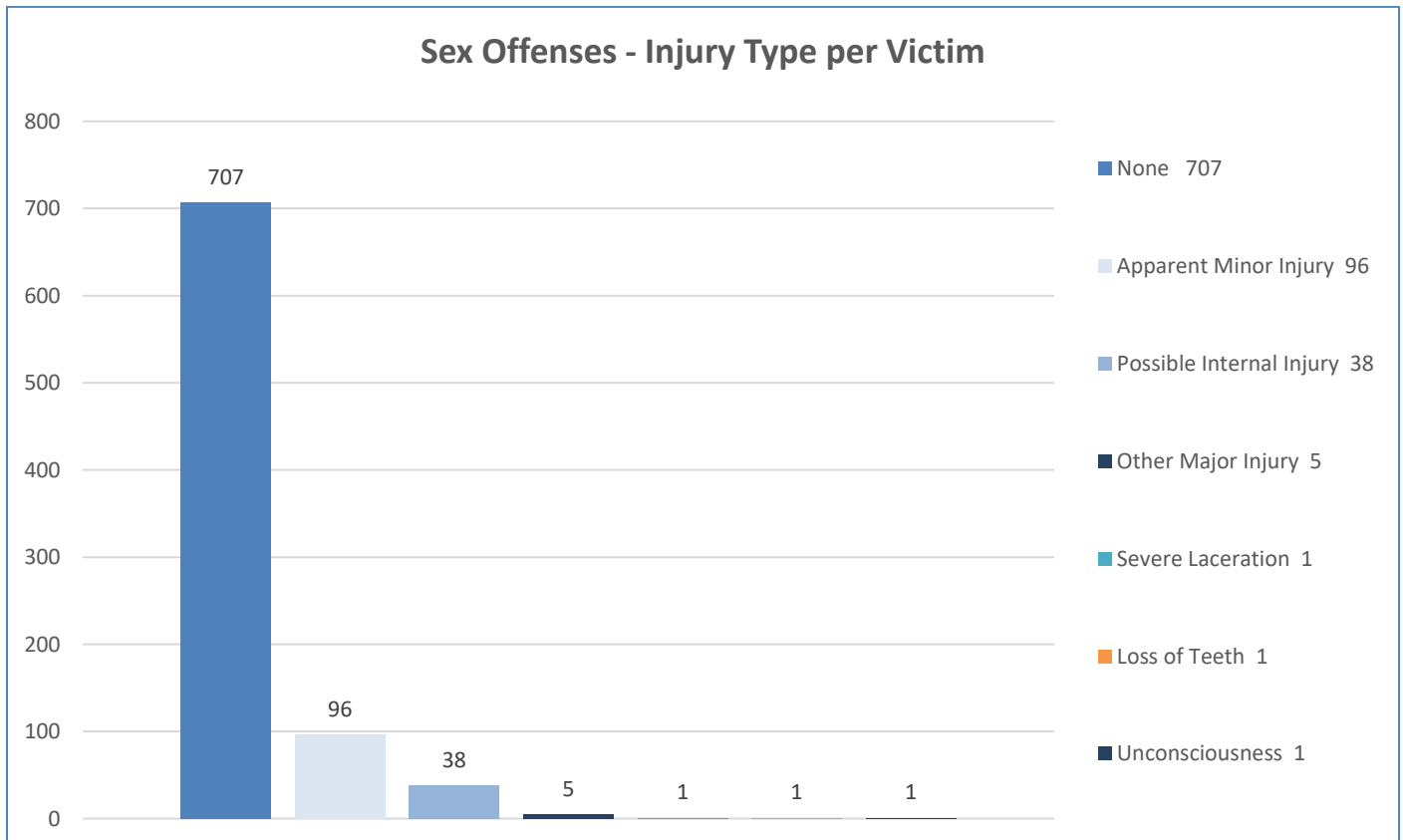
# Sex Offenses

Forcible Sex Offenses include Rape, Sodomy, Sexual Assault with an Object, and Forcible Fondling.  
In 2022, agencies reported a total of 809 incidents, resulting with 843 reported victims.  
Sex Offenses report a 28.80% clearance rate.

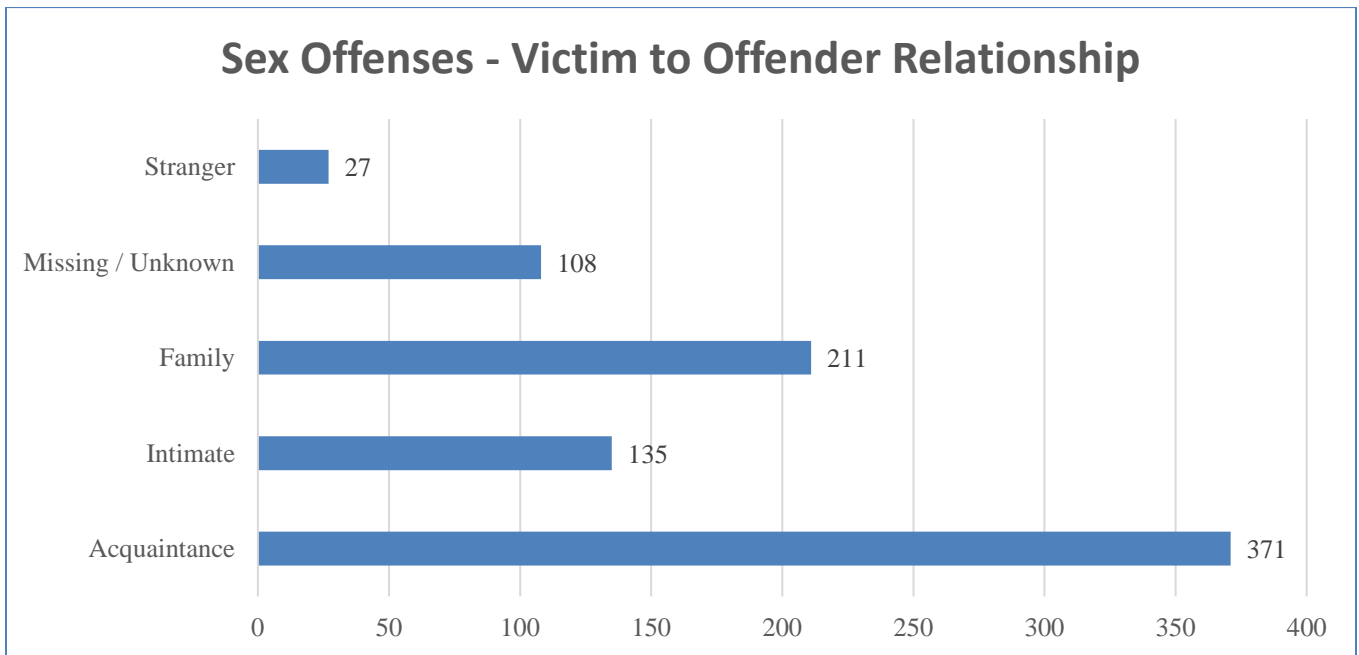


## Sex Offenses

Type of Weapon/Force Involved	Offense Type			
	Rape	Sodomy	Sexual Assault with An Object	Fondling
Personal Weapons (Hands, Fist, Feet, Arms, Teeth, Etc.)	230	8	2	217
None	116	12	1	138
Unknown	26	1	1	10
Other	12	--	--	7
Poison/Drugs	10	--	1	--
Asphyxiation (by Drowning, Strangulation, Suffocation, Gas)	7	--	--	1
Firearm	6	--	--	--
Dangerous Weapons	4	--	--	4



## Sex Offenses



<b>INTIMATE:</b>	Number of Victims
Spouse	18
Boyfriend/Girlfriend	68
Ex-Relationship (Ex-boyfriend/girlfriend)	42
Ex-Spouse	6
Common-Law Spouse	1
<b>FAMILY:</b>	
Child	68
Sibling (Brother or Sister)	22
Other Family Member	50
Stepchild	29
Grandchild	24
Stepparent	7
Stepsibling	7
In-Law	3
Parent	1
<b>ACQUAINTANCE:</b>	
<b>Acquaintance</b>	<b>190</b>
Friend	80
Child of Boyfriend/Girlfriend	21
Neighbor	11
Babysitter (the Baby)	3
Employee	1
Otherwise Known	65
Stranger	27
Unknown/Missing/ Victim Offender	108

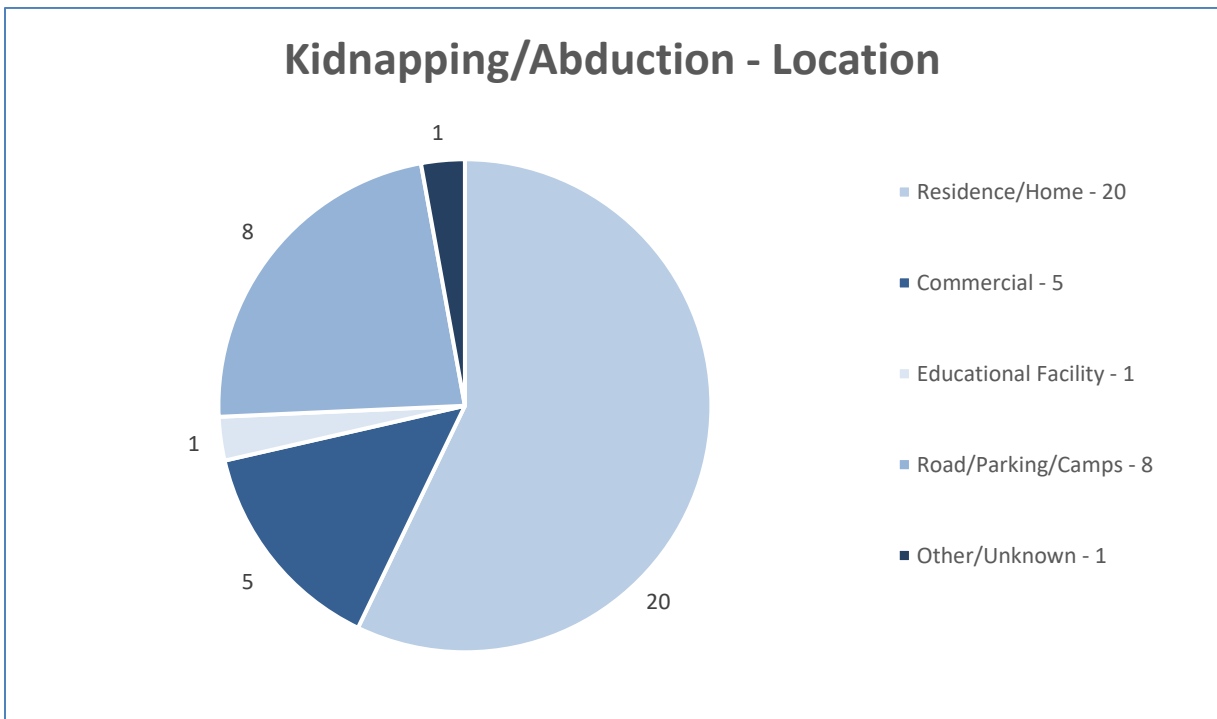
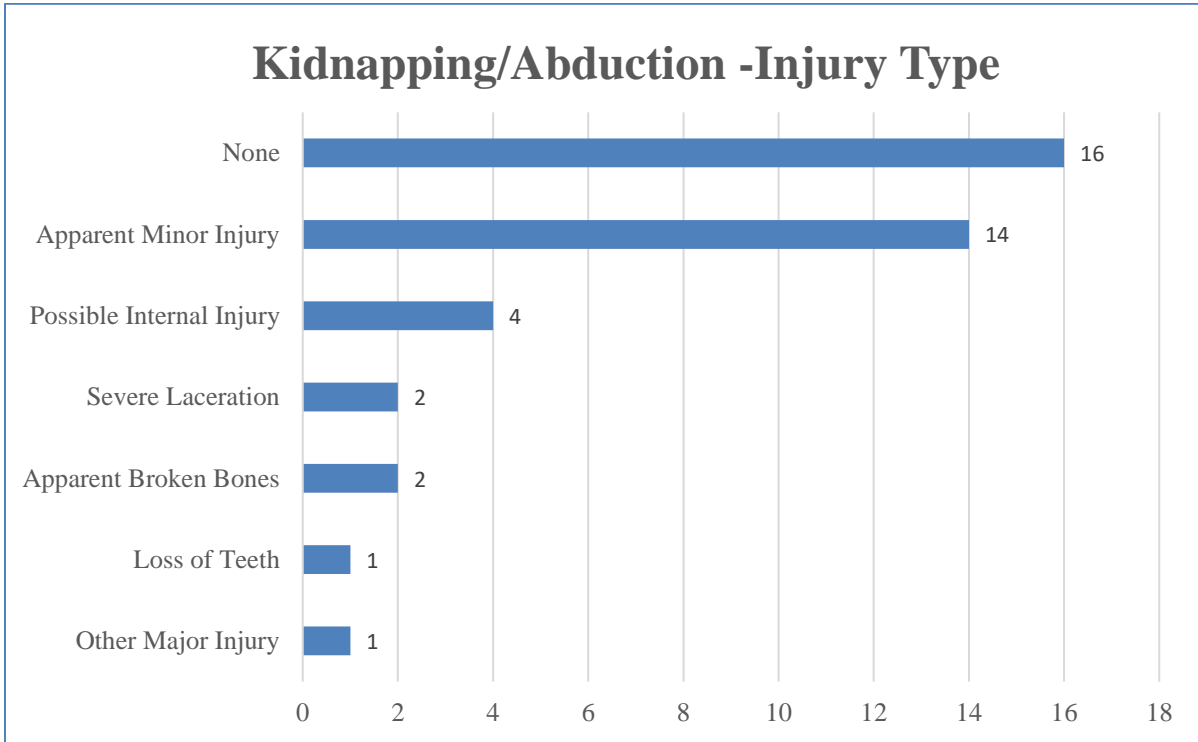
## Sex Offenses - Victim & Offender Age, Gender, and Race

### Victim - Gender, Age Range and Race

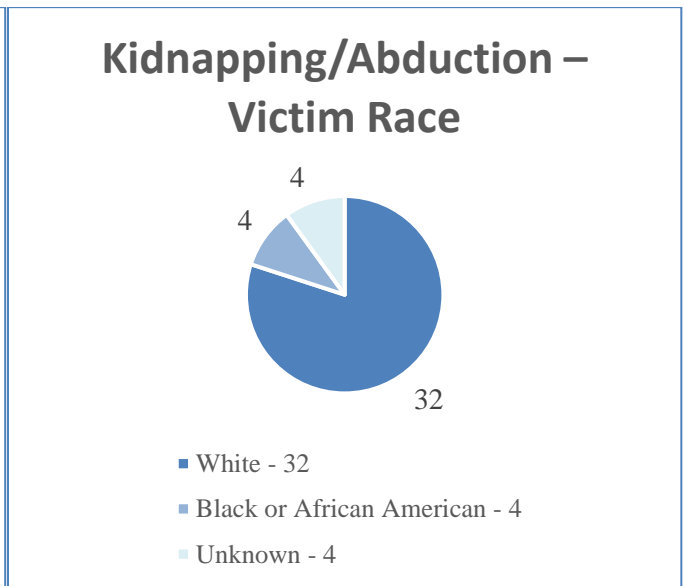
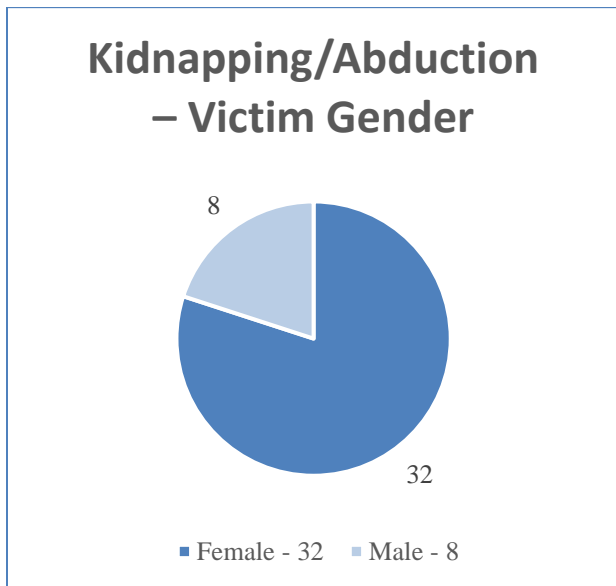
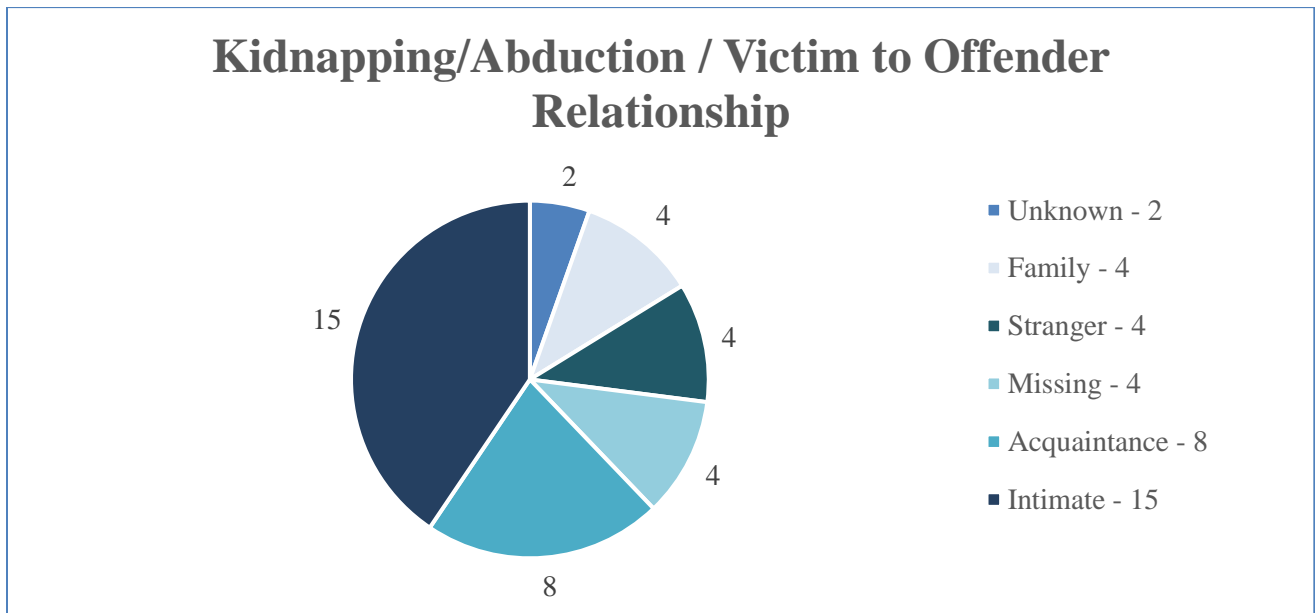
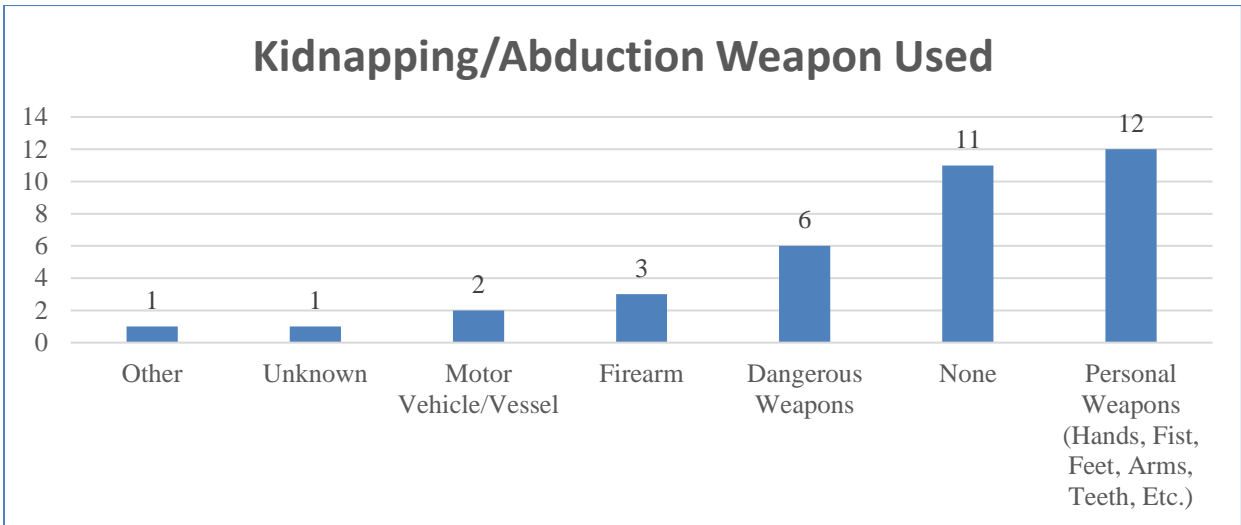
Victim Gender	Victim Age	White	Black or African American	American Indian or Alaska Native	Asian	Native Hawaiian or Other Pacific Islander	Unknown
Female	Under 10	24					2
	10-17	125	8		2		9
	18 - 24	79	4		3		4
	25 - 34	64	1		1		3
	35 - 44	40	2	1			1
	45 - 54	20					
	55 - 64	2					
65 and over	5					2	
Male	Under 10	2					
	10-17	5					
	18 - 24	1					
	25 - 34	1					
	35 - 44	1					
	45 - 54						
	55 - 64						
65 and over							
Offender Gender	Offender Age	White	Black or African American	American Indian or Alaska Native	Asian	Native Hawaiian or Other Pacific Islander	Unknown
Female	Under 10						
	10-17	2					
	18 - 24	1					
	25 - 34	1					
	35 - 44	2			1		
	45 - 54	2					
	55 - 64						
	Unknown						
Male	Under 10	1					
	10-17	50	9		1		1
	18 - 24	56	8				4
	25 - 34	58	15		1		5
	35 - 44	56	12				1
	45 - 54	30	4		1		1
	55 - 64	13	3				4
	Unknown	2	1				2
Unknown	Under 10						
	10-17						2
	18 - 24						
	25 - 34						
	35 - 44						
	45 - 54						
55 - 64							

# Kidnapping/Abduction

In 2022, 40 Kidnapping/Abduction incidents were reported, with a clearance rate of 62.5%

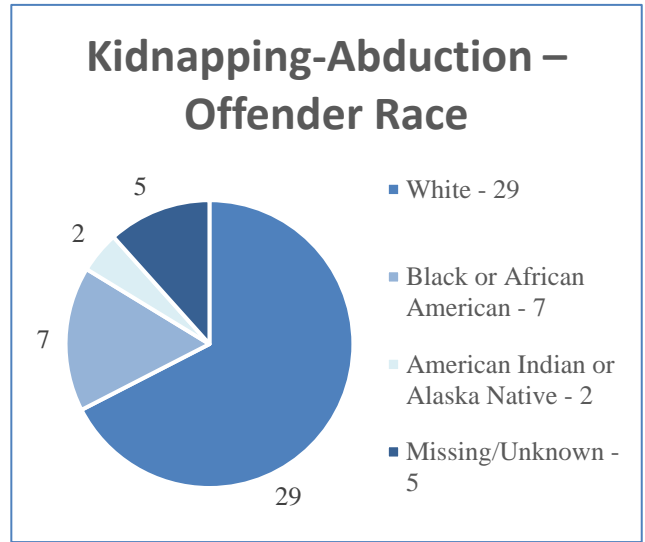
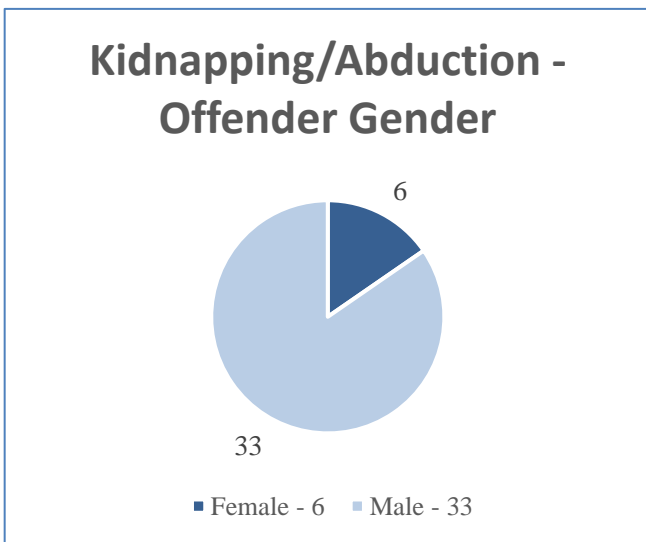
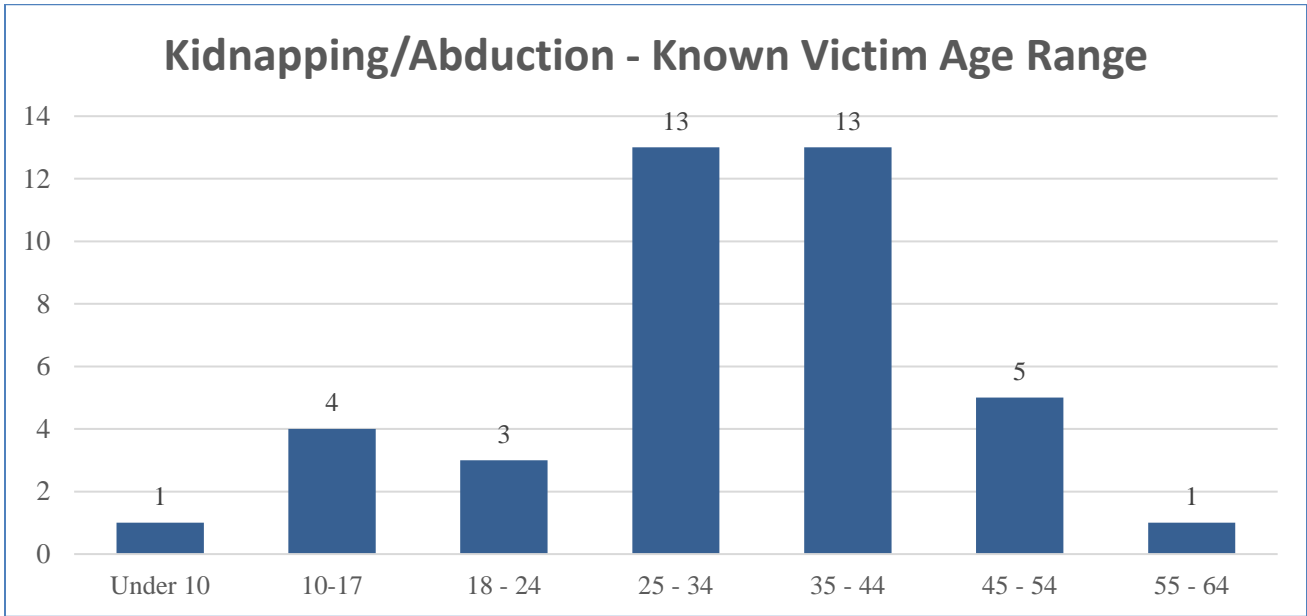


## Kidnapping/Abduction

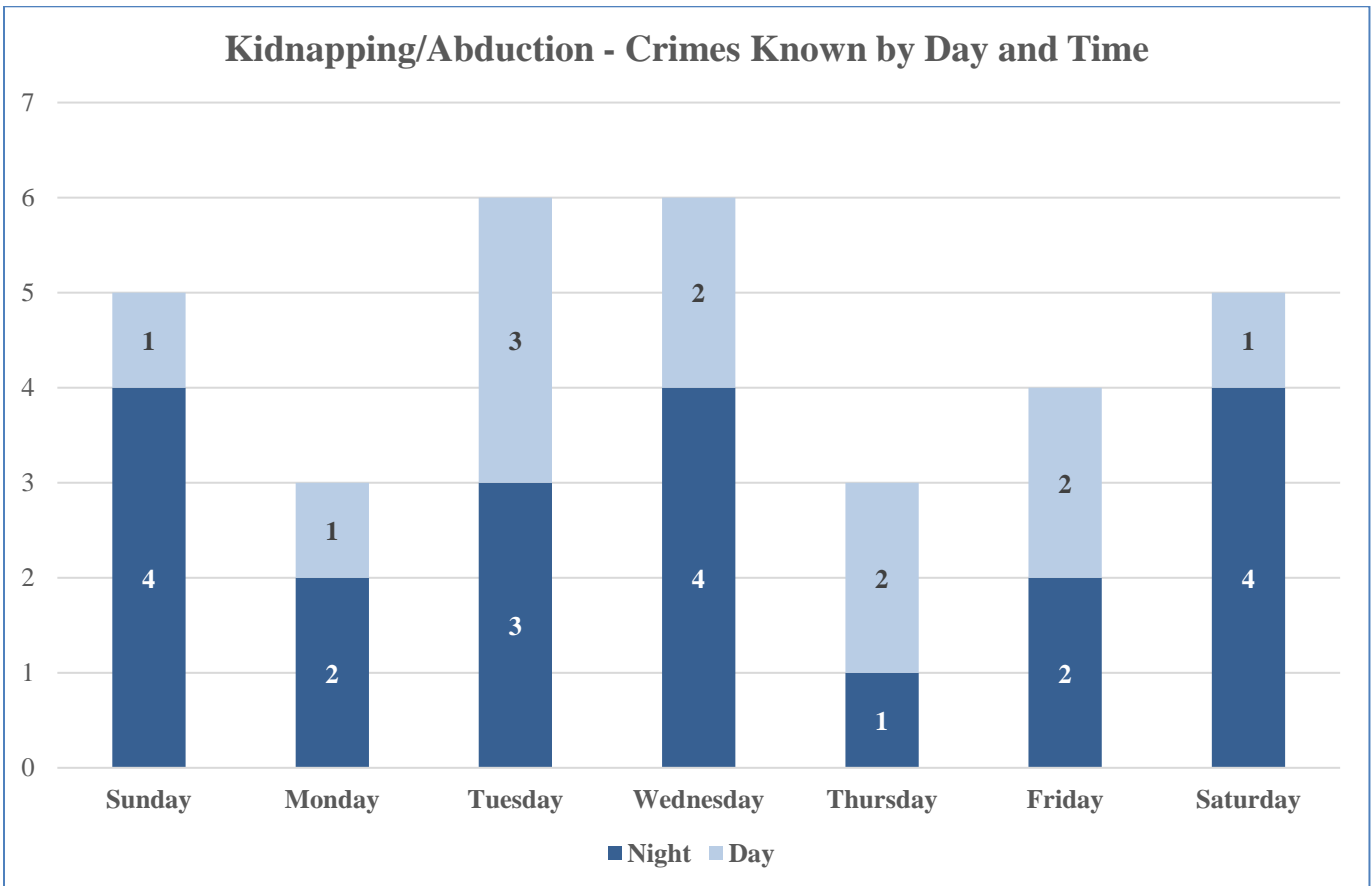
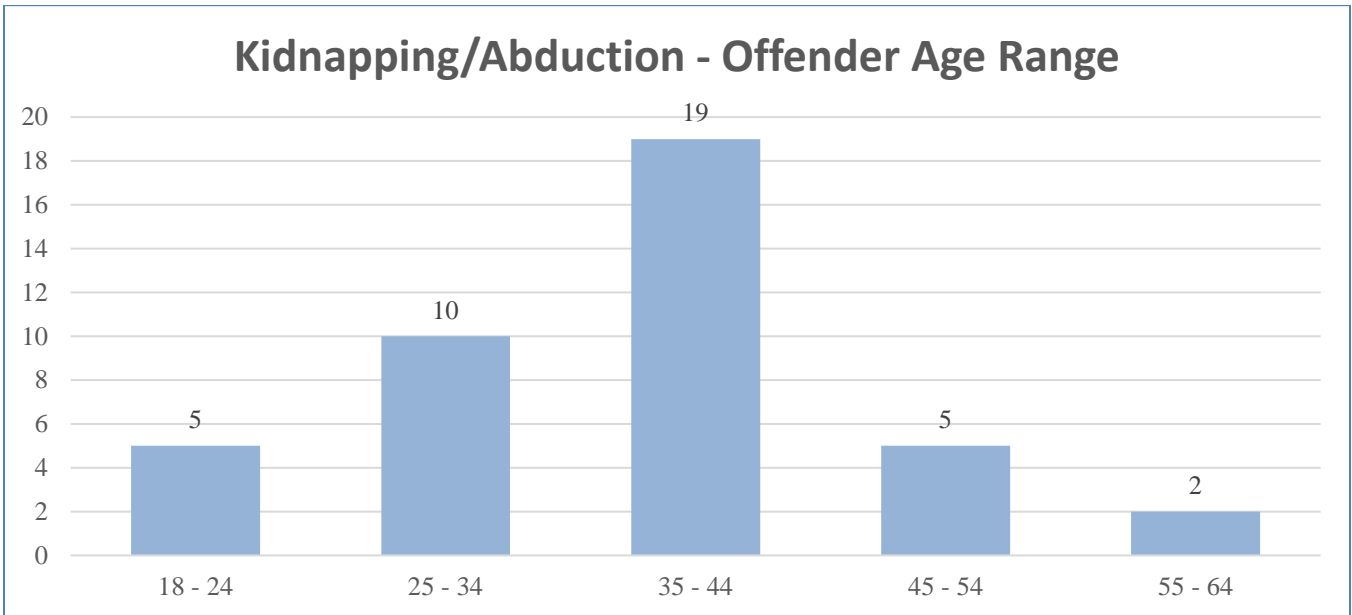




# Kidnapping/Abduction



## Kidnapping/Abduction



### Burglary/Breaking and Entering

The unlawful entry into a building or other structure with the intent to commit a felony or a theft.

### Robbery

The taking or attempting to take anything of value under from the control, custody, or care of another person by force or threat of force and/or by putting the victim in fear of immediate harm

### Larceny

The unlawful taking, carrying, leading, or riding away of property from the possession or constructive possession of another person

### Motor Vehicle Theft

The theft of a motor vehicle

### Fraud

The intentional perversion of the truth for the purpose of inducing another person or other entity in reliance upon it to part with something of value or to surrender a legal right

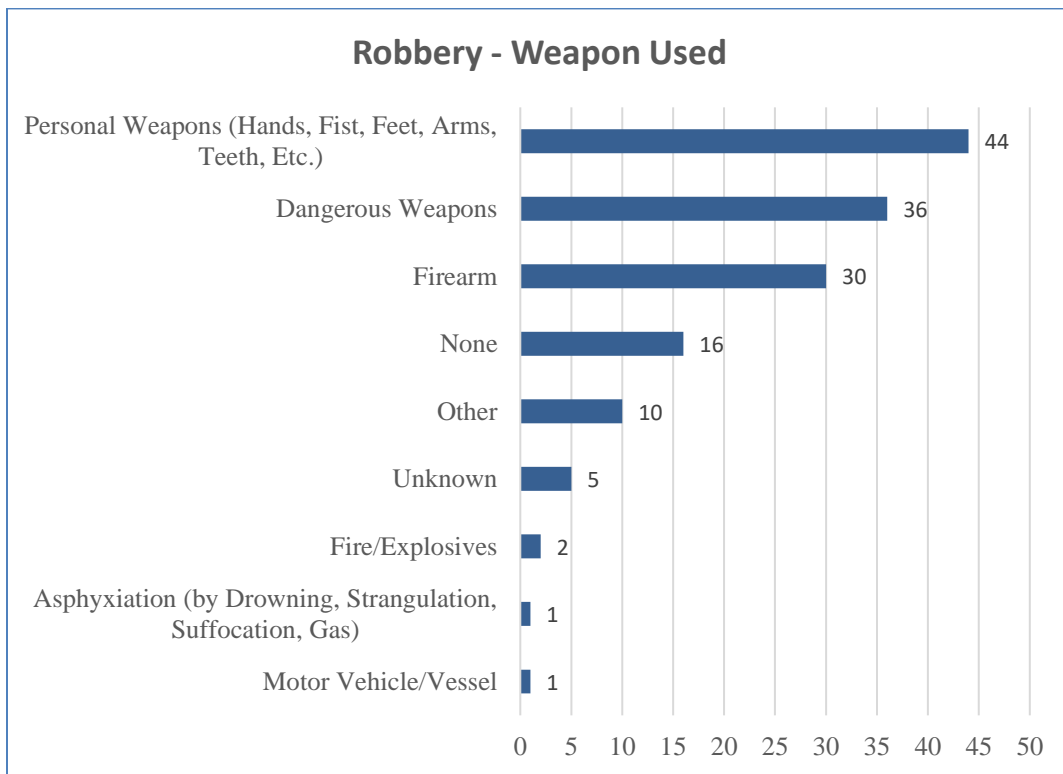
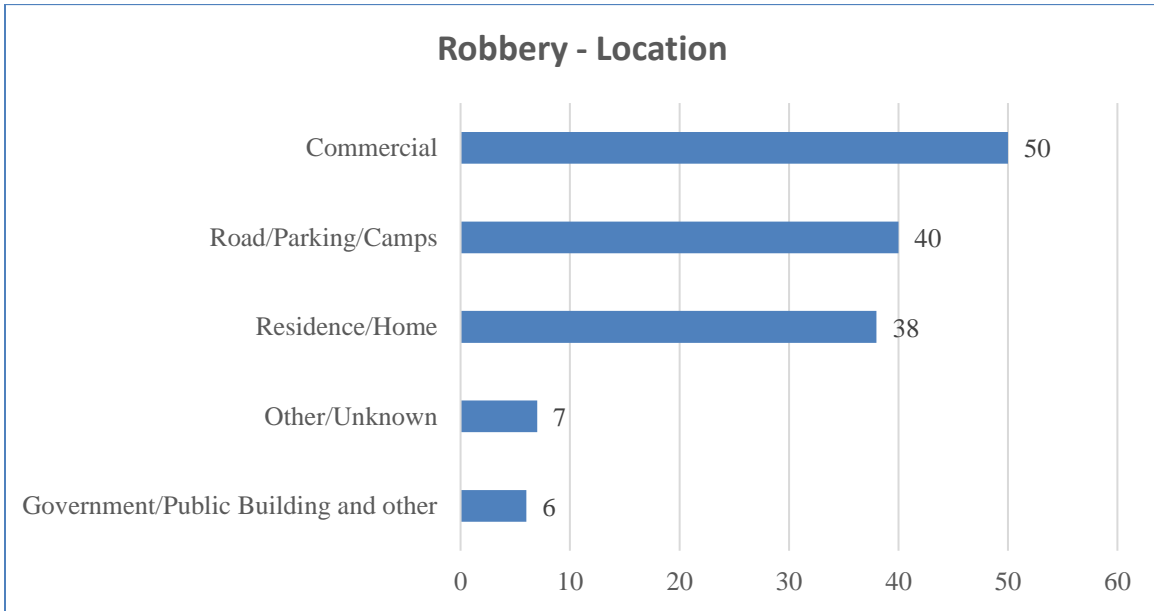
# CRIMES AGAINST PROPERTY

**Crimes Against Property –**  
**Crime Rates for 2022 is 19.40 per 1,000 population**  
**Crime Rate for 2021 is 19.16 per 1,000 population**  
 (note 2021 rates have changed due to calculations)

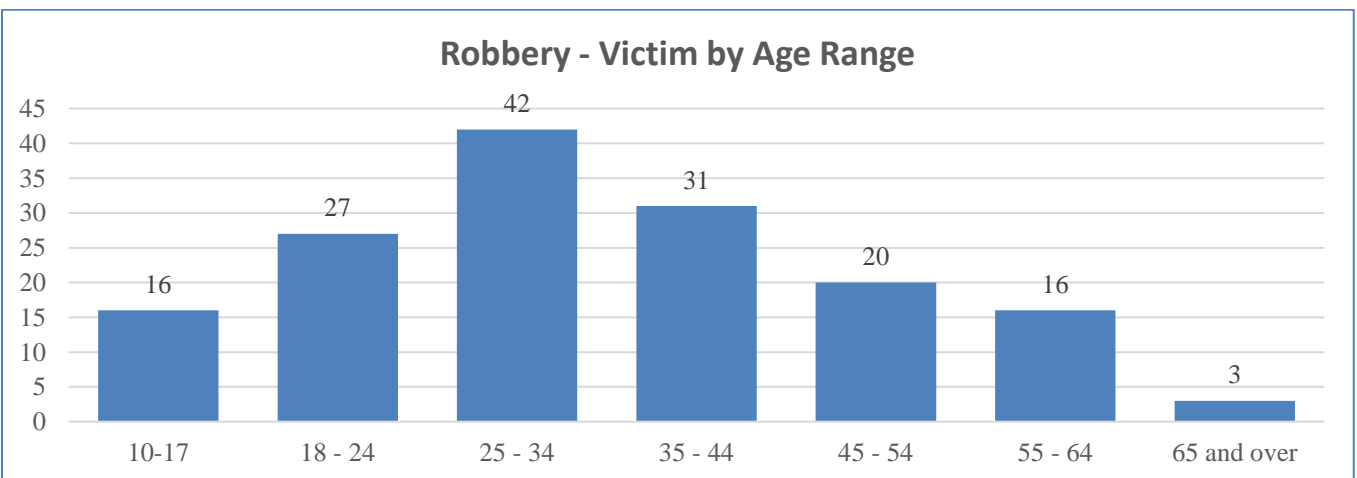
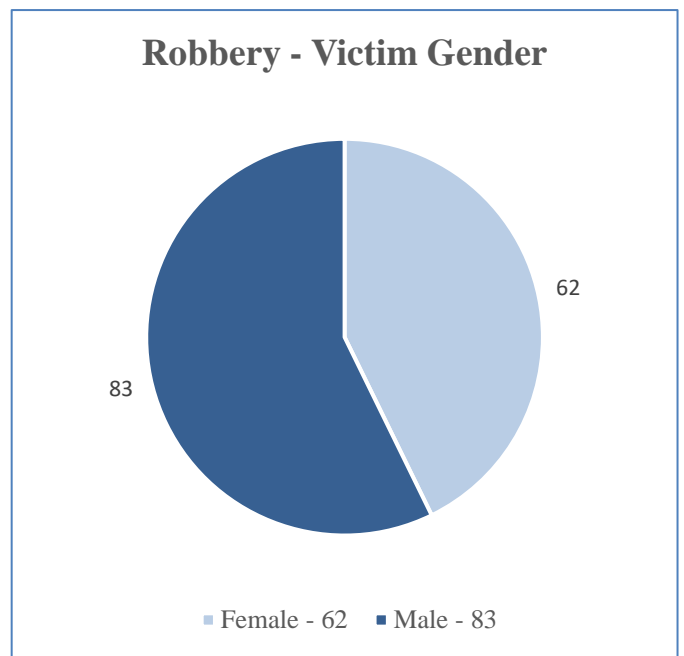
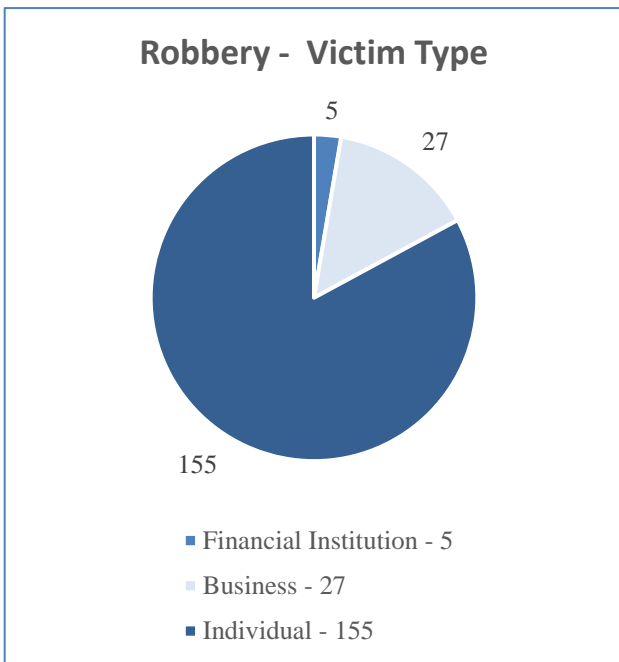
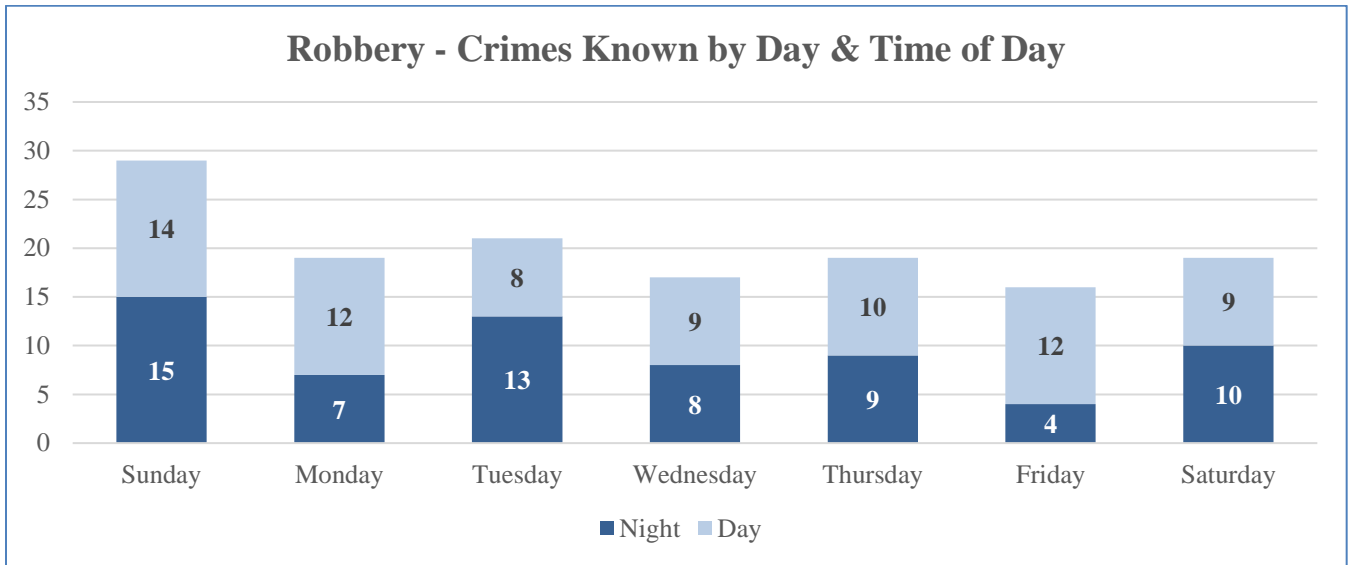
Offense Type	2021		2022	
	Number of Offenses	Crime Rate (per 1,000)	Number of Offenses	Crime Rate (per 1,000)
<b>Crimes Against Property</b>	<b>26,289</b>	<b>19.16</b>	<b>26,881</b>	<b>19.40</b>
Arson	168	0.12	160	0.12
Bribery	2	0.00	5	0.00
Burglary/Breaking & Entering	1,731	1.26	1,590	1.15
Counterfeiting/Forgery	479	0.35	484	0.35
Destruction/Damage/Vandalism of Property	6,235	4.54	5,791	4.18
Embezzlement	38	0.03	41	0.03
Extortion/Blackmail	36	0.03	69	0.05
False Pretenses/Swindle/Confidence Game	1,825	1.33	1,705	1.23
Credit Card/Automated Teller Machine Fraud	537	0.39	559	0.40
Impersonation	376	0.27	297	0.21
Welfare Fraud	14	0.01	10	0.01
Wire Fraud	194	0.14	110	0.08
Identity Theft	187	0.14	57	0.04
Hacking/Computer Invasion	2	0.00	7	0.01
Robbery	162	0.12	142	0.10
Pocket-picking	16	0.01	14	0.01
Purse-snatching	23	0.02	35	0.03
Shoplifting	2,449	1.78	3,262	2.35
Theft From Building	994	0.72	826	0.60
Theft From Coin Operated Machine or Device	9	0.01	10	0.01
Theft From Motor Vehicle	1,648	1.20	1,761	1.27
Theft of Motor Vehicle Parts/Accessories	713	0.52	500	0.36
All Other Larceny	7,430	5.41	8,303	5.99
Motor Vehicle Theft	910	0.66	1020	0.74
Stolen Property Offenses	111	0.08	123	0.09

# Robbery

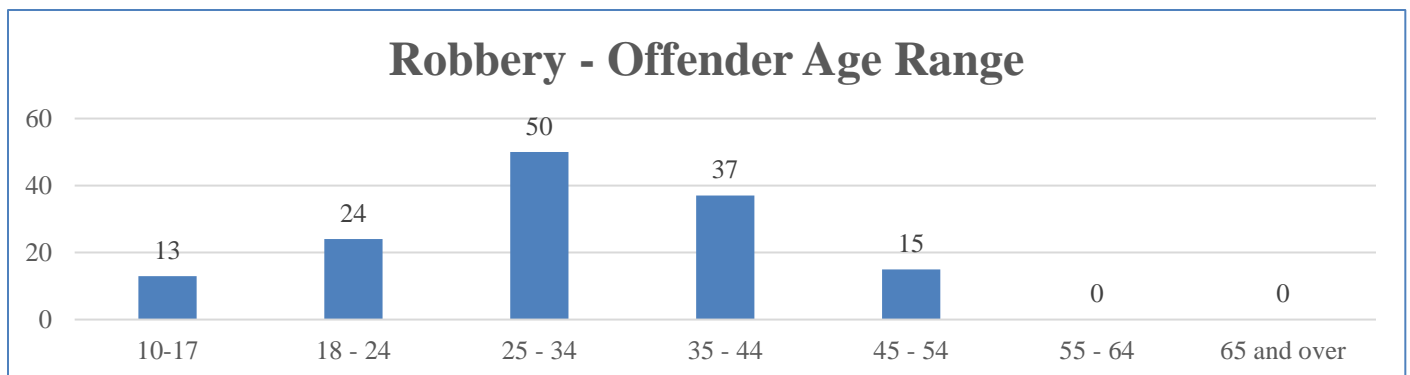
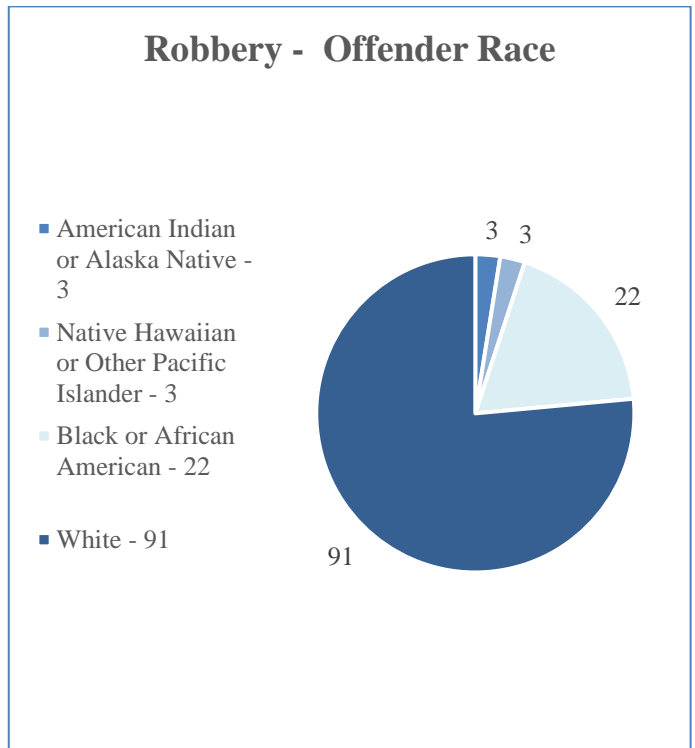
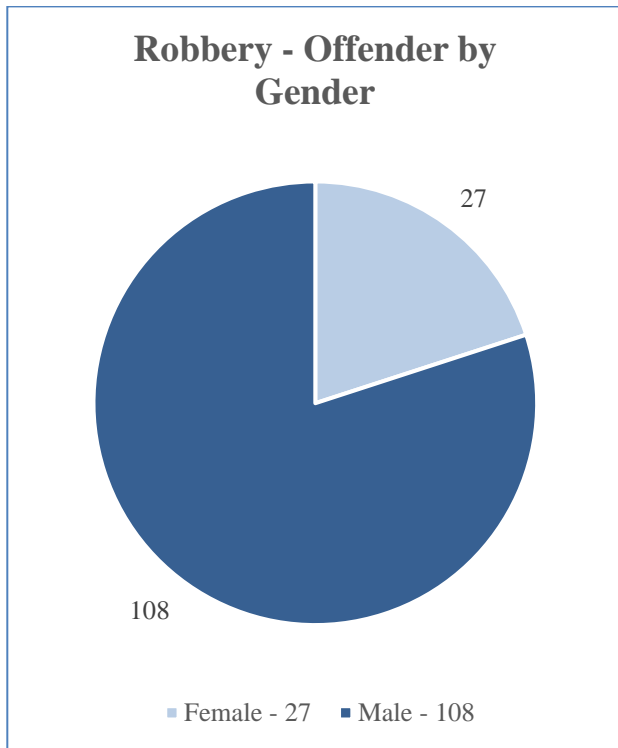
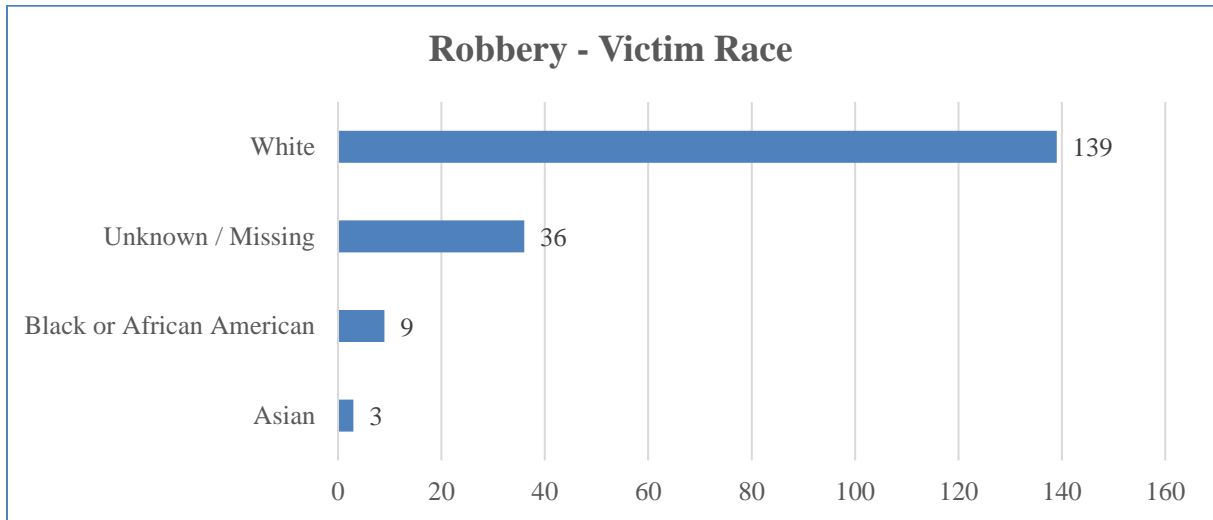
Agencies reported 141 Incidents of Robbery for 2022. With a clearance rate of 51.8% offenses cleared.



# Robbery



# Robbery



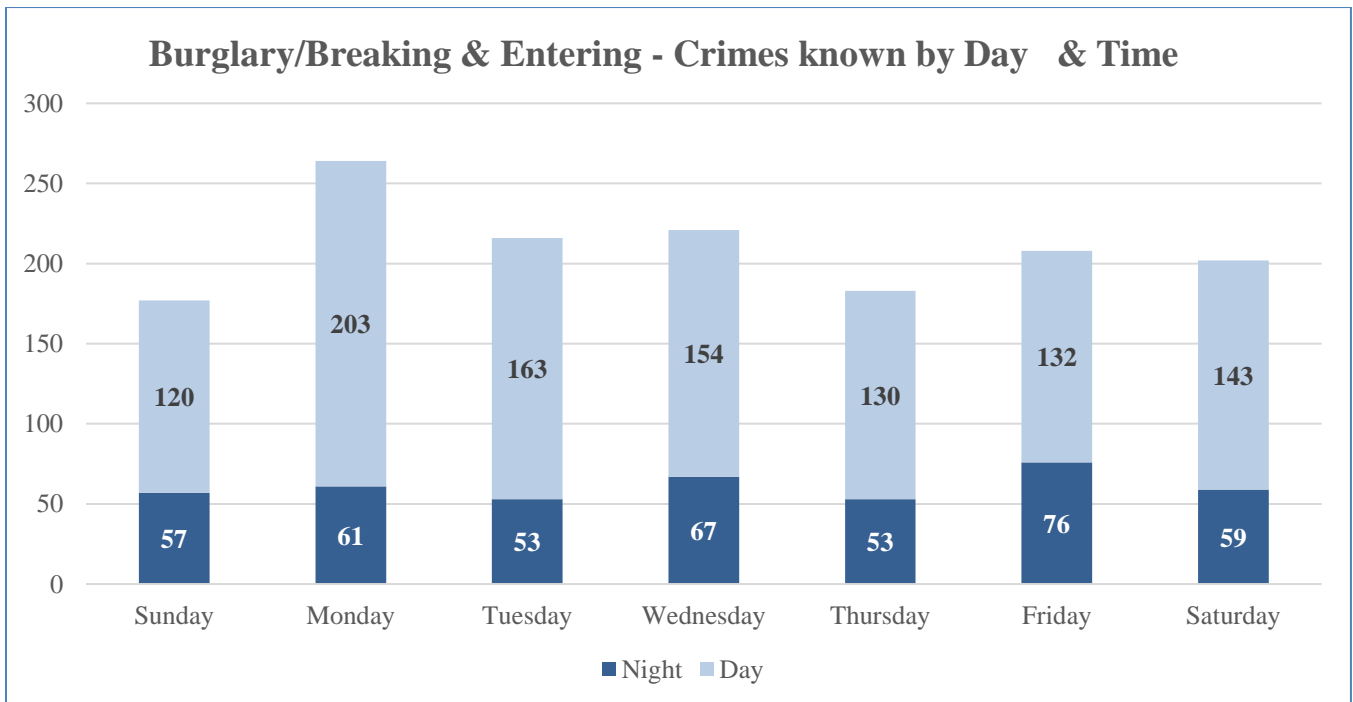
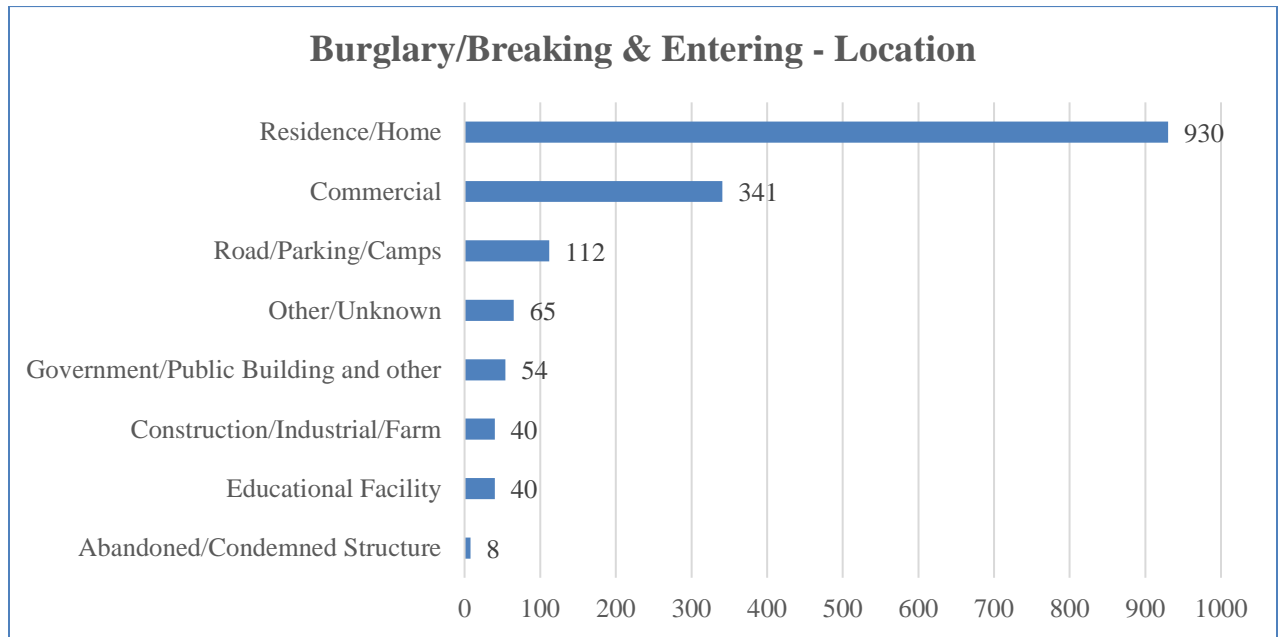
## Robbery by County 2022

County	Residence/Home	Commercial	Government/ Public Building and other	Road/Parking/ Camps	Other/Unknown
Androscoggin	11	14	--	7	3
Aroostook	--	1	--	2	--
Cumberland	7	14	4	14	2
Franklin	--	1	--	--	--
Hancock	--	--	--	2	--
Kennebec	4	8	--	--	--
Knox	--	--	--	--	--
Lincoln	--	--	--	--	--
Oxford	2	--	--	1	--
Penobscot	4	7	1	10	2
Piscataquis	--	--	--	--	--
Sagadahoc	1	--	--	1	--
Somerset	2	2	--	1	--
Waldo	--	1	--	--	--
Washington	--	--	--	--	--
York	5	2	1	2	--
Maine State Police	2	--	--	--	--



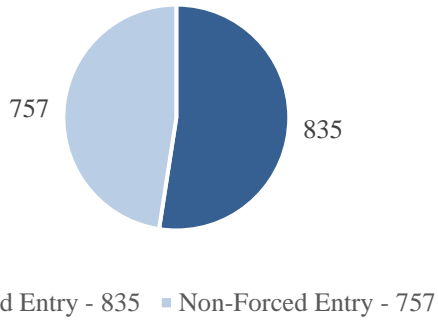
## Burglary / Breaking & Entering

Agencies reported 1,590 Incidents of Burglary/Breaking & Entering for 2022. With a clearance rate of 24.52% offenses cleared.

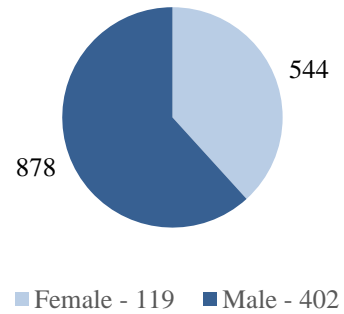


## Burglary / Breaking & Entering

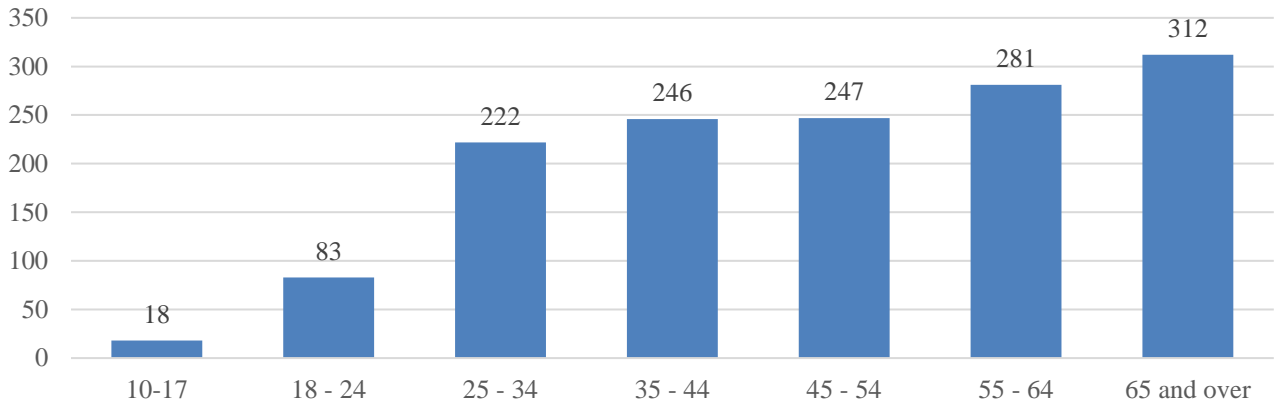
### Burglary/Breaking & Entering - Method of Entry



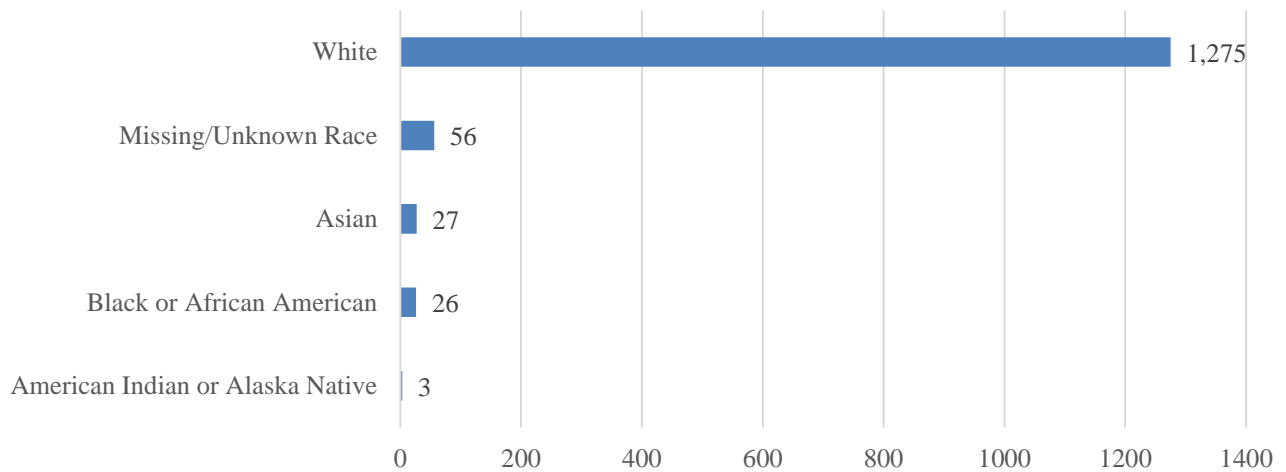
### Burglary/Breaking & Entering - Victim Gender



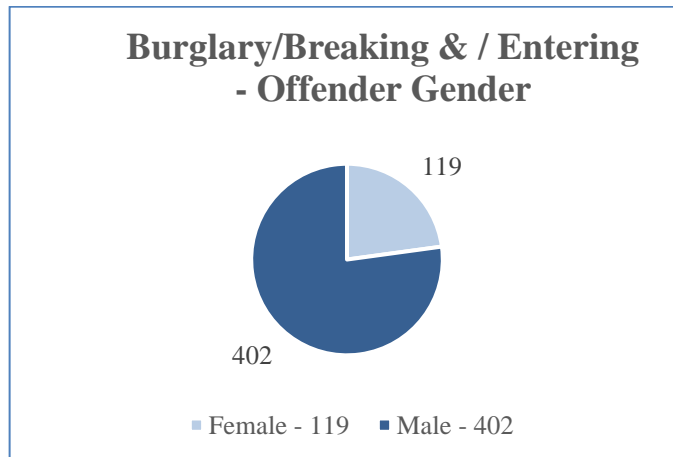
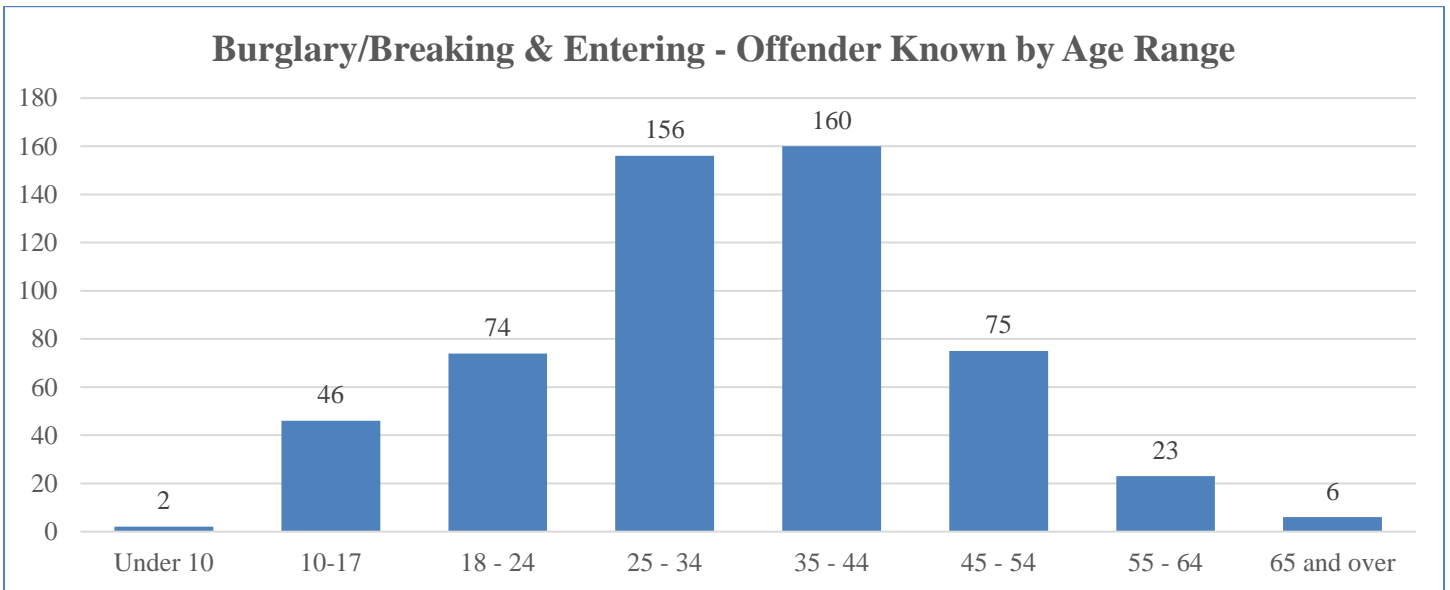
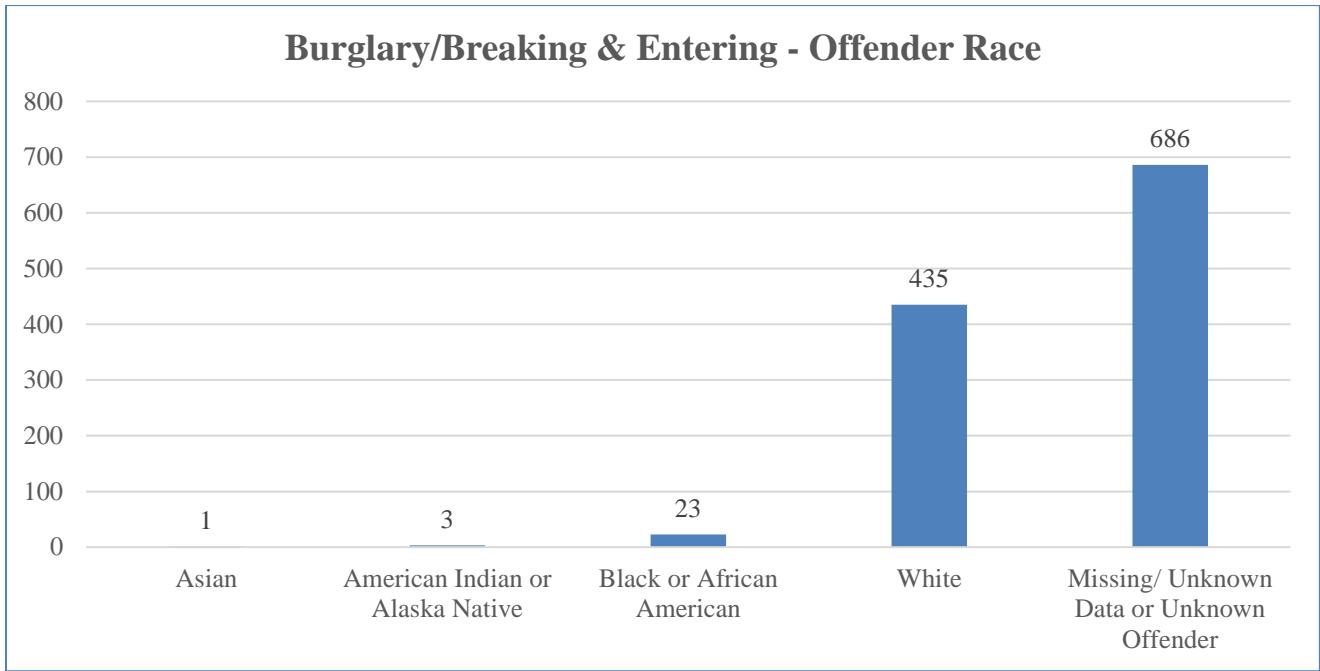
### Burglary / Breaking & Entering - Victim by Age Range



### Burglary / Breaking & Entering - Victim Race

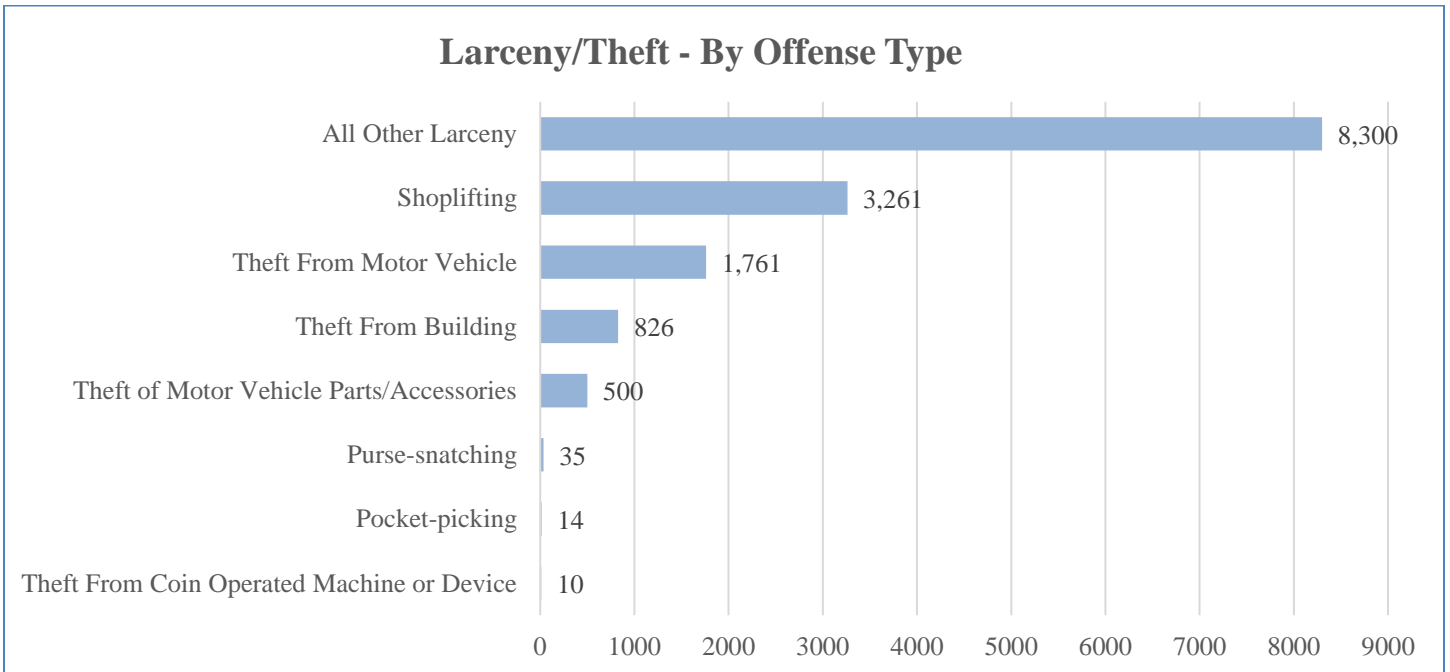
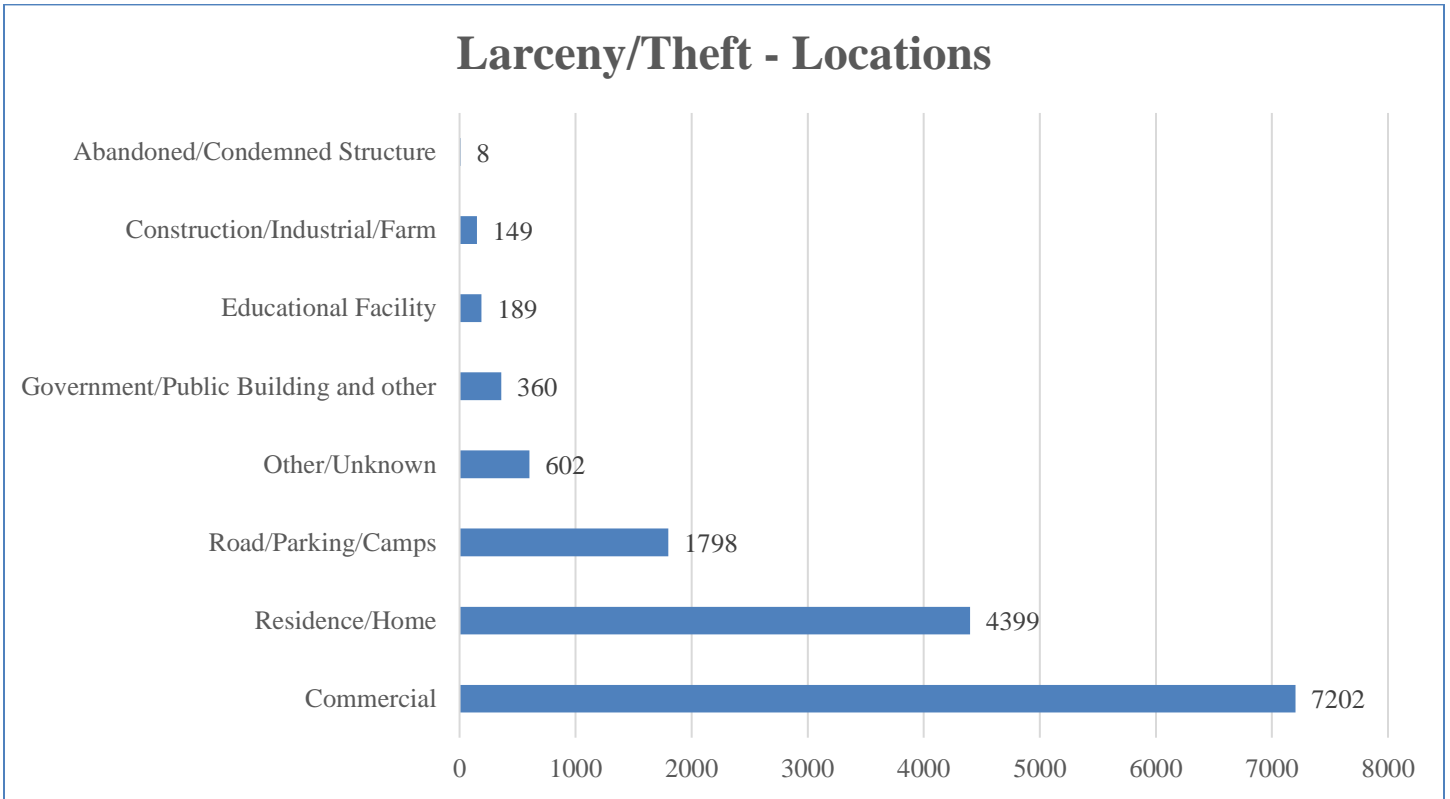


# Burglary / Breaking & Entering

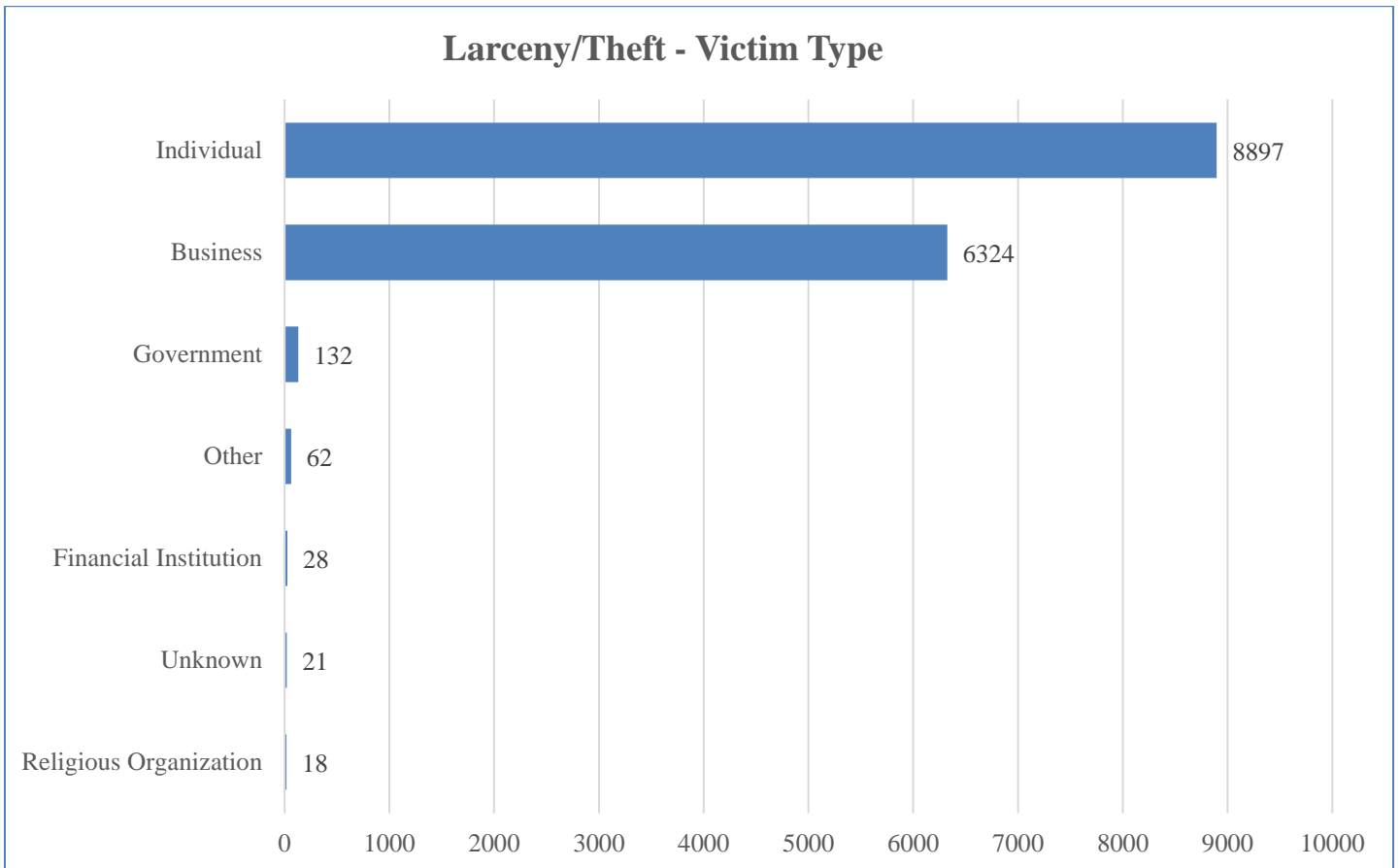
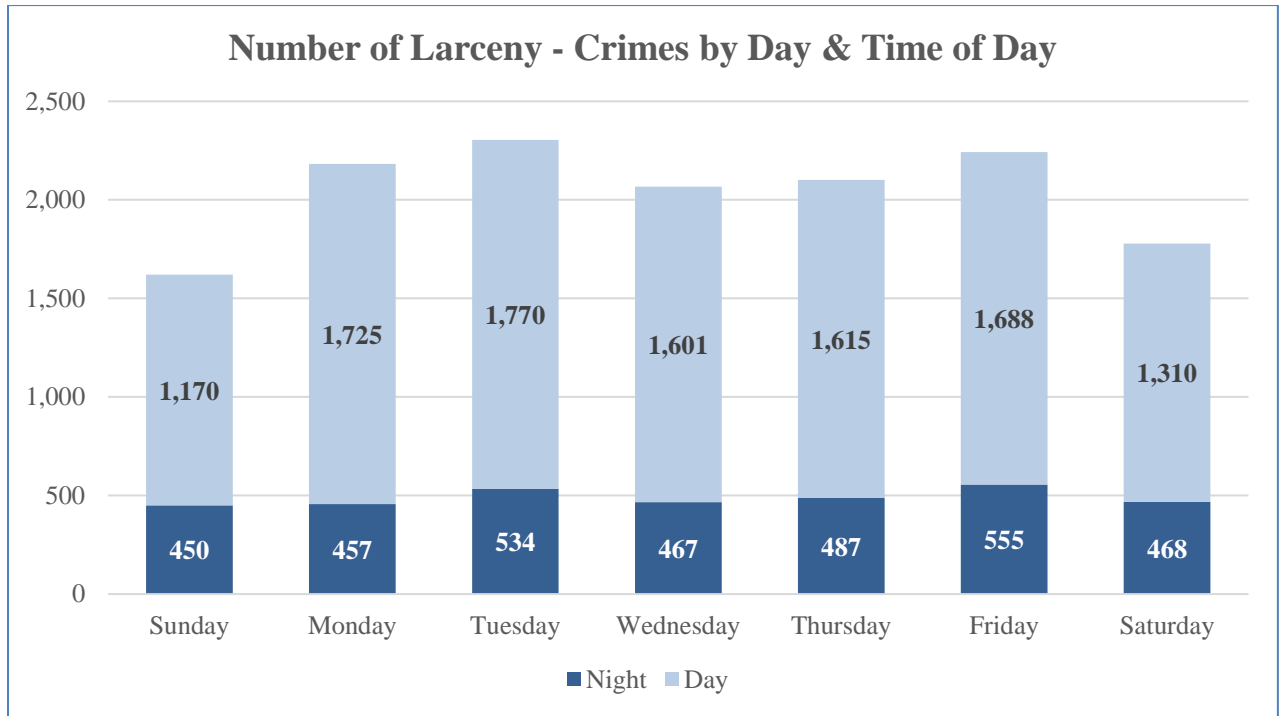


# Larceny / Theft

Agencies reported 14,707 Incidents of Larceny/Theft for 2022. With a clearance rate of 29.88% offenses cleared.

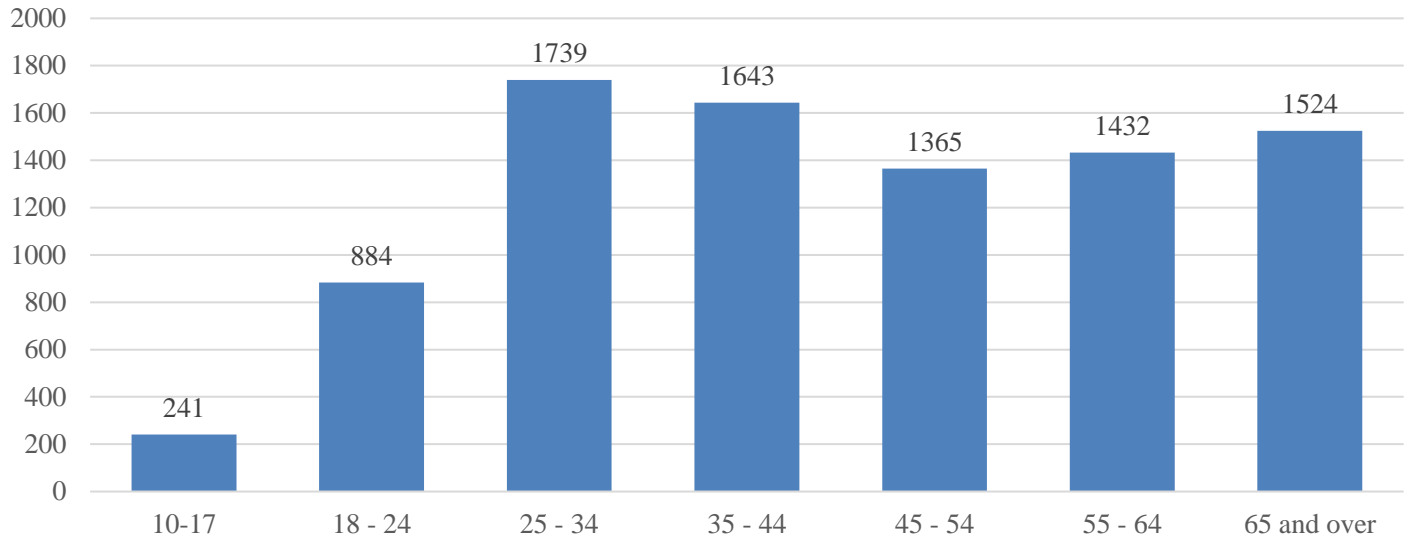


## Larceny/Theft

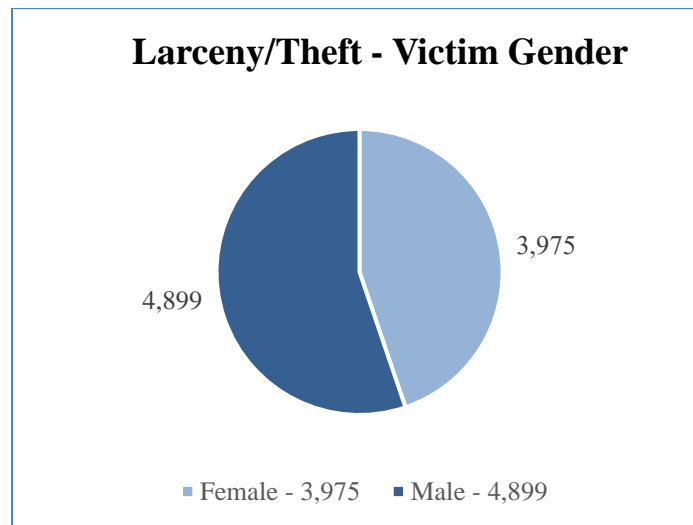


# Larceny/Theft

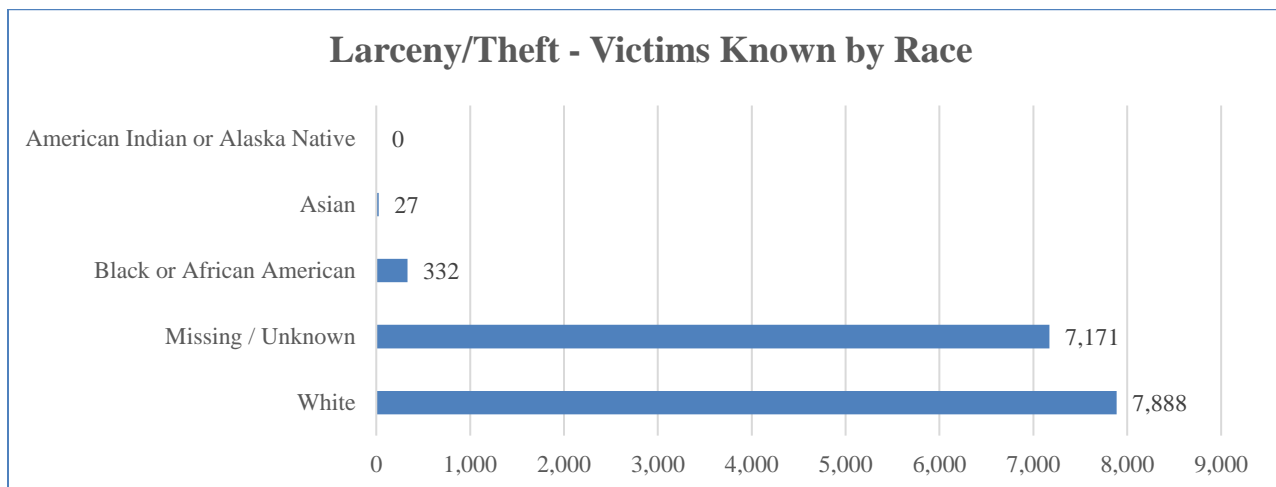
## Larceny/Theft - Victims Known by Age Range



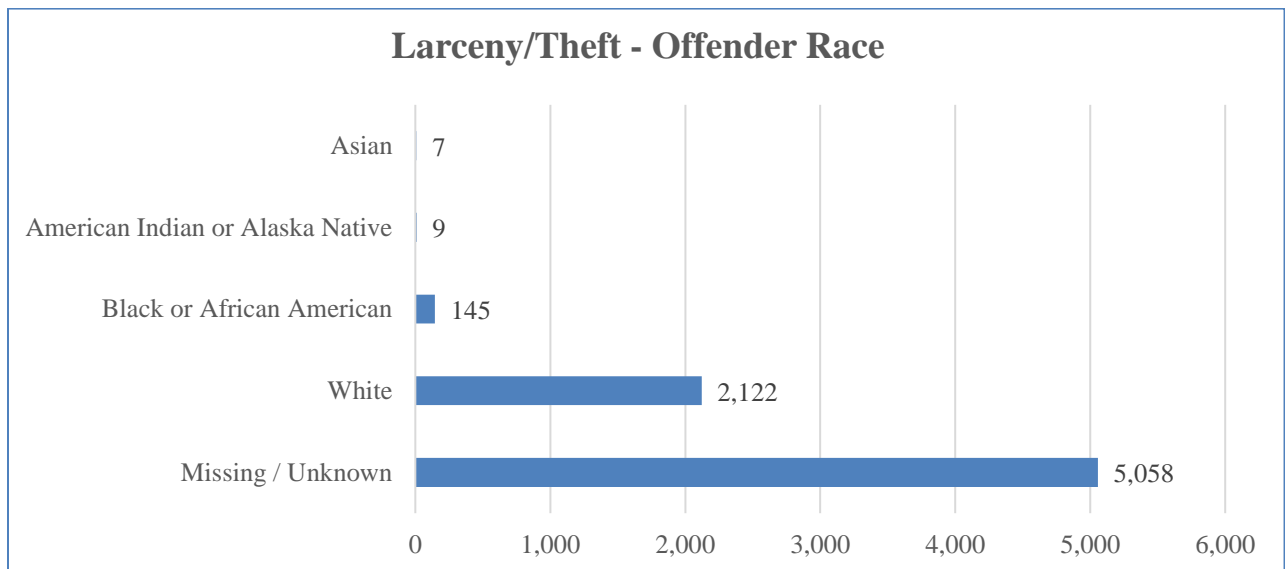
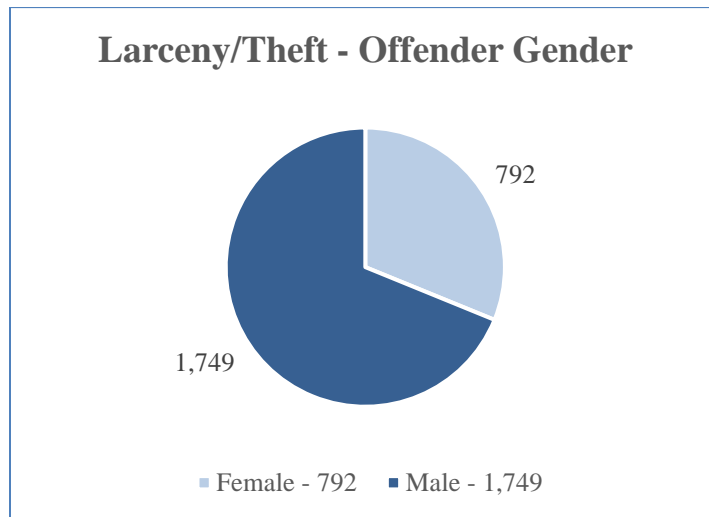
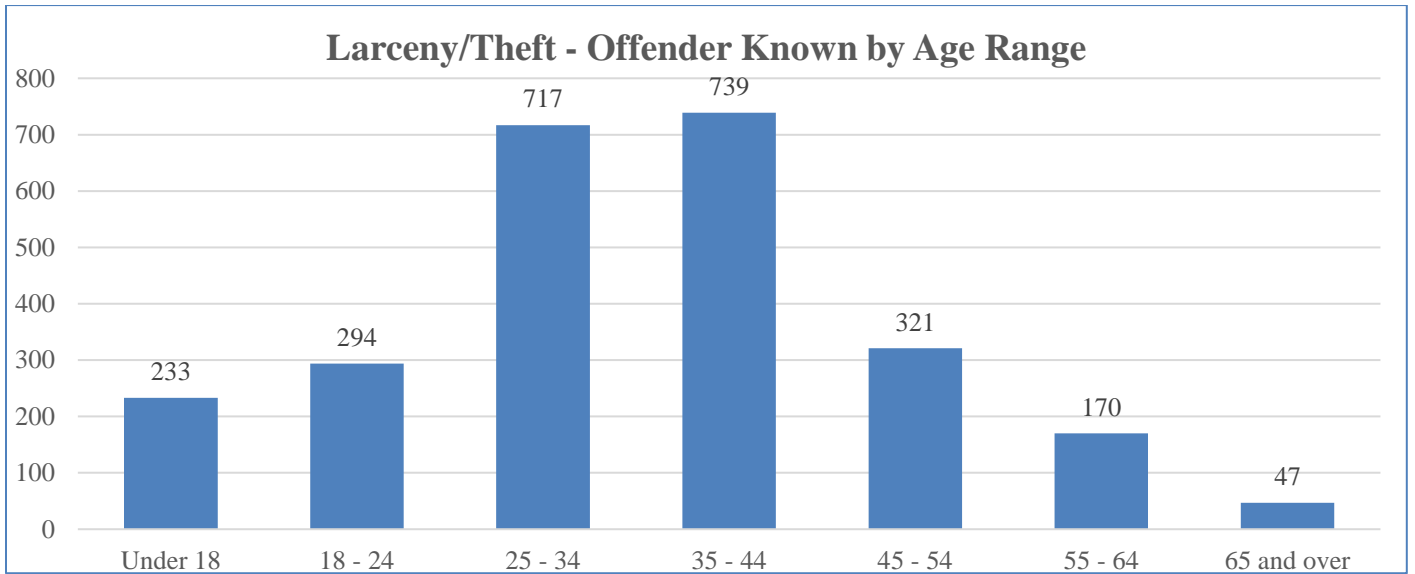
## Larceny/Theft - Victim Gender



## Larceny/Theft - Victims Known by Race

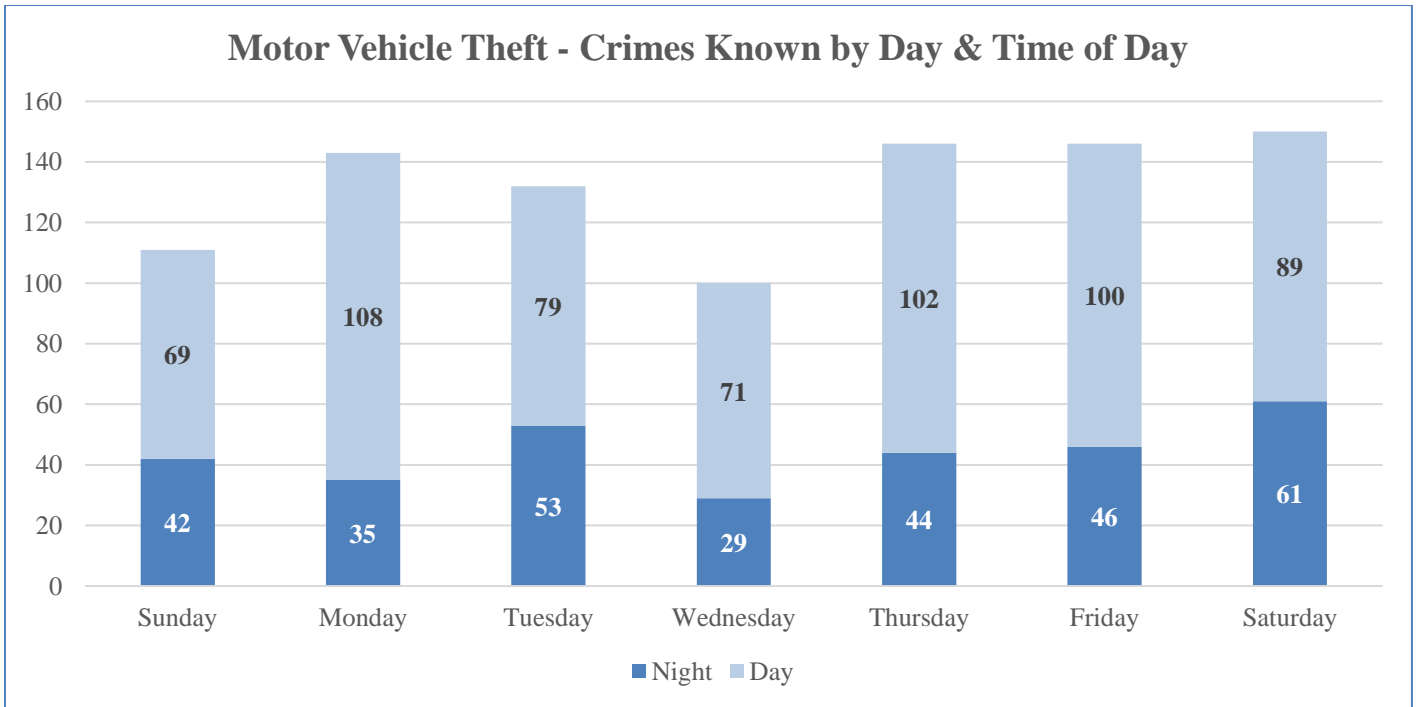
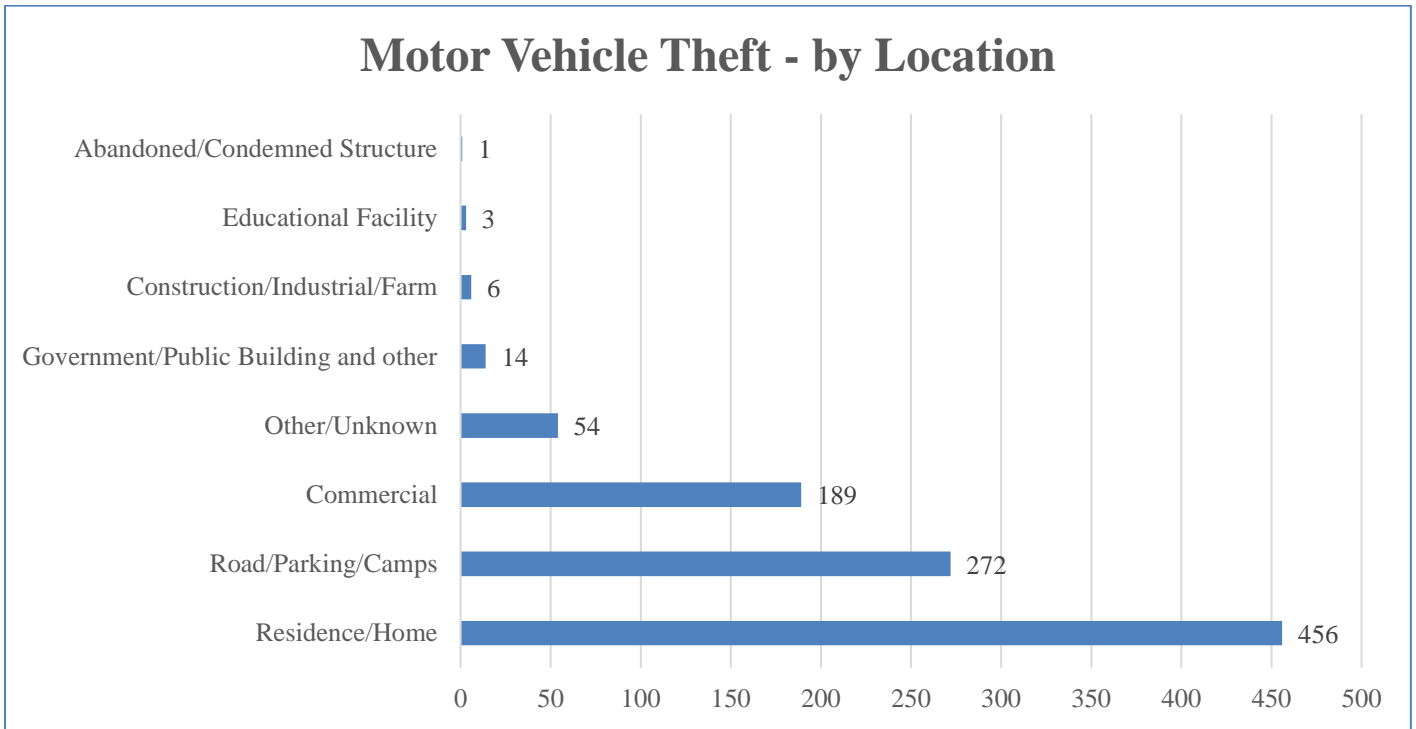


# Larceny/Theft



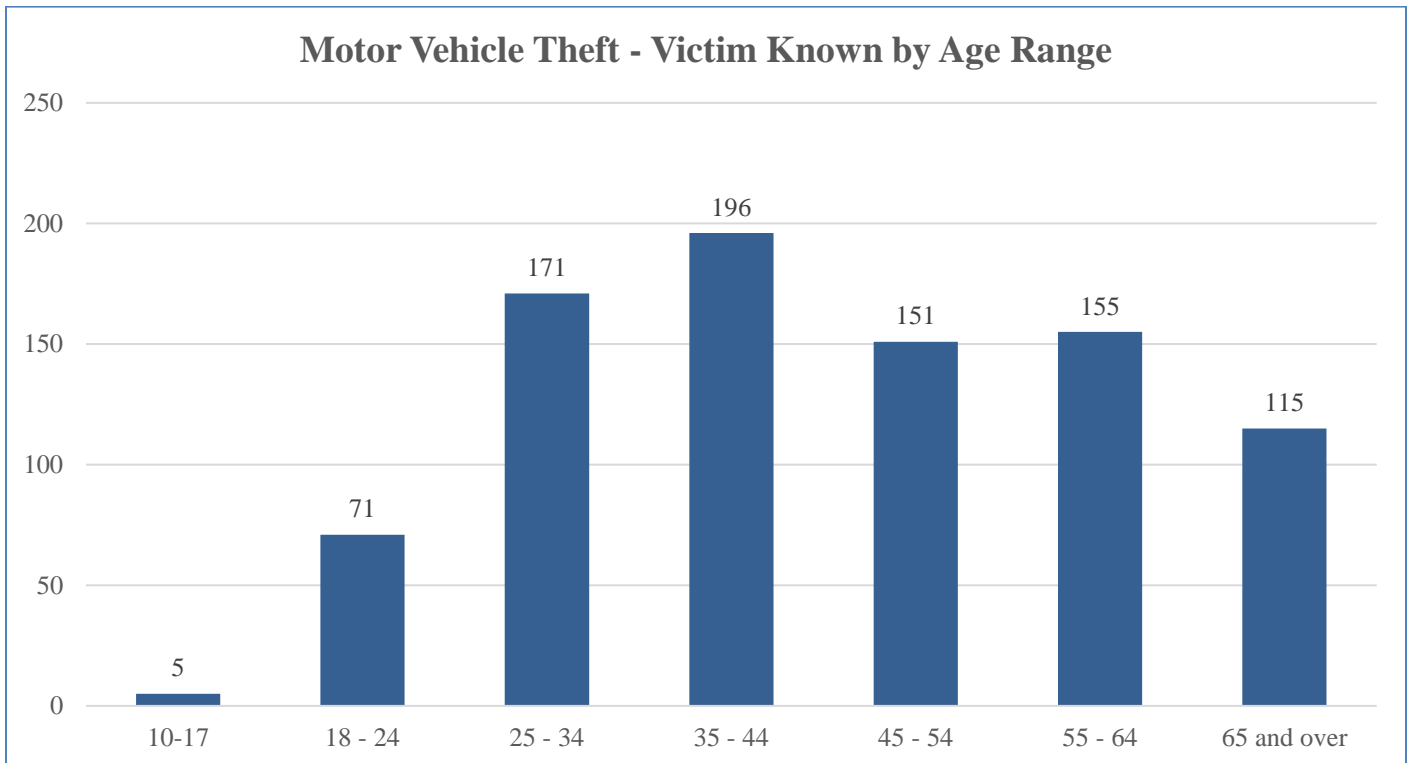
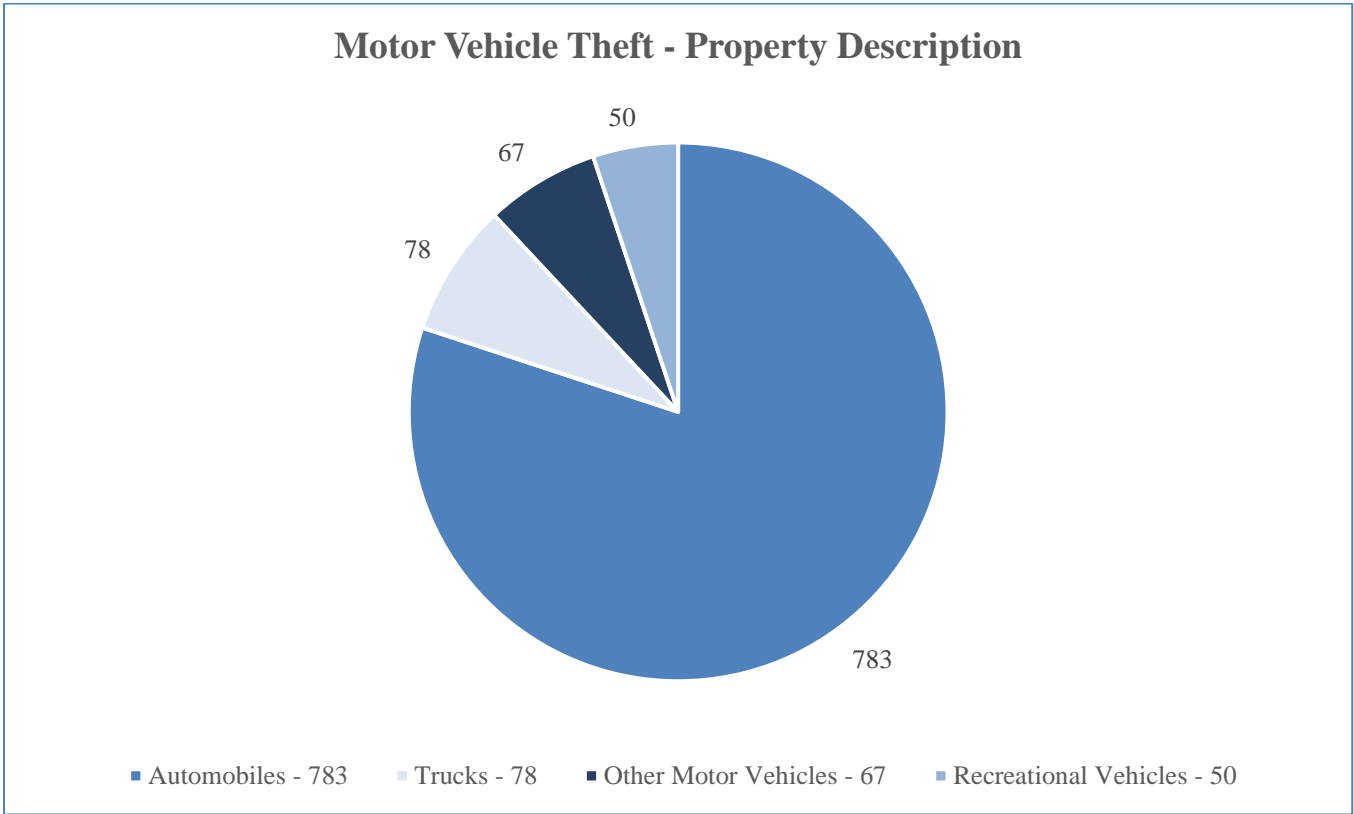
# Motor Vehicle Theft

Agencies reported 995 incidents where motor vehicles were stolen. With a total of 1,001 vehicles stolen and 521 vehicles recovered. Clearance rate of 36.96%.

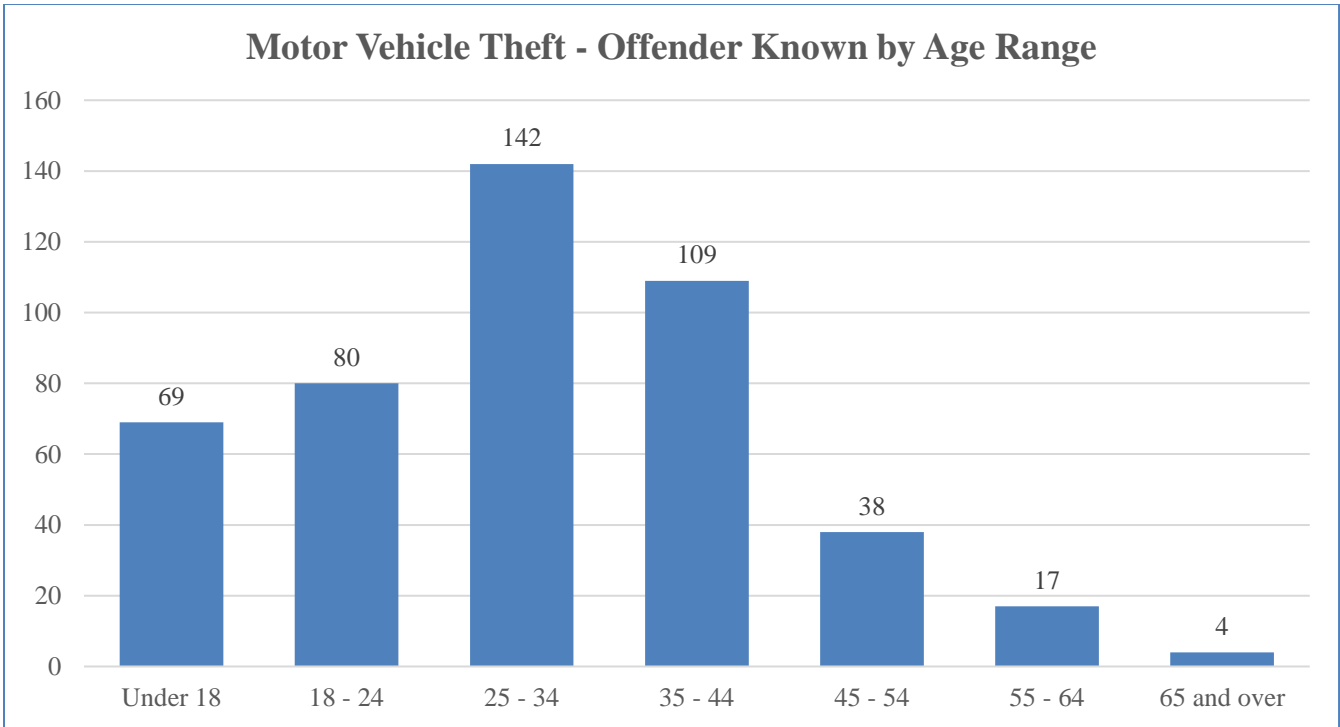
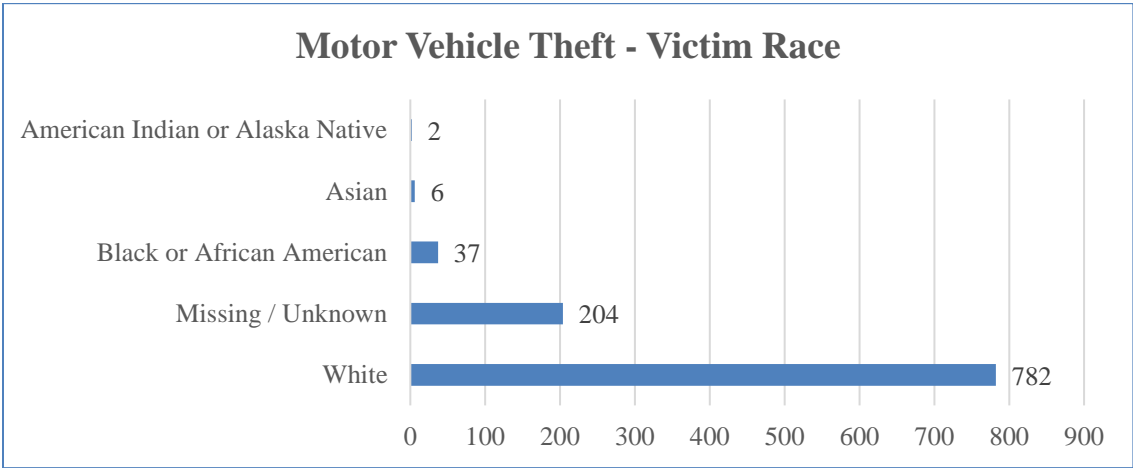
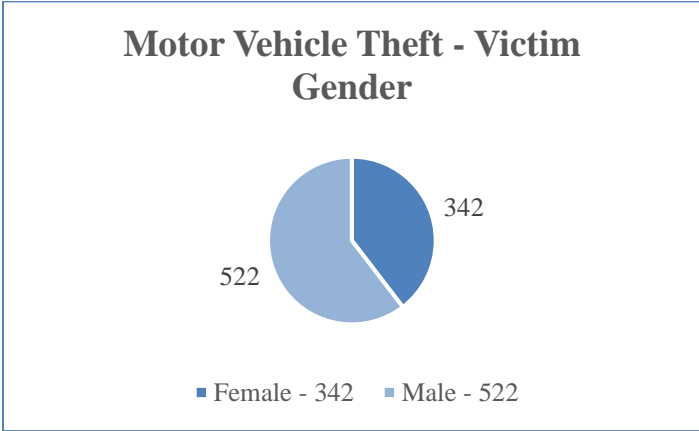




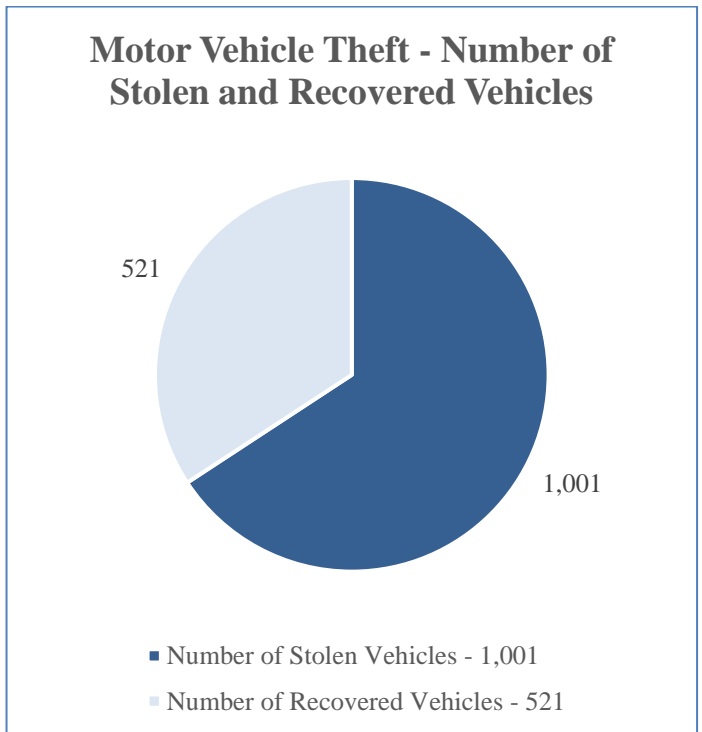
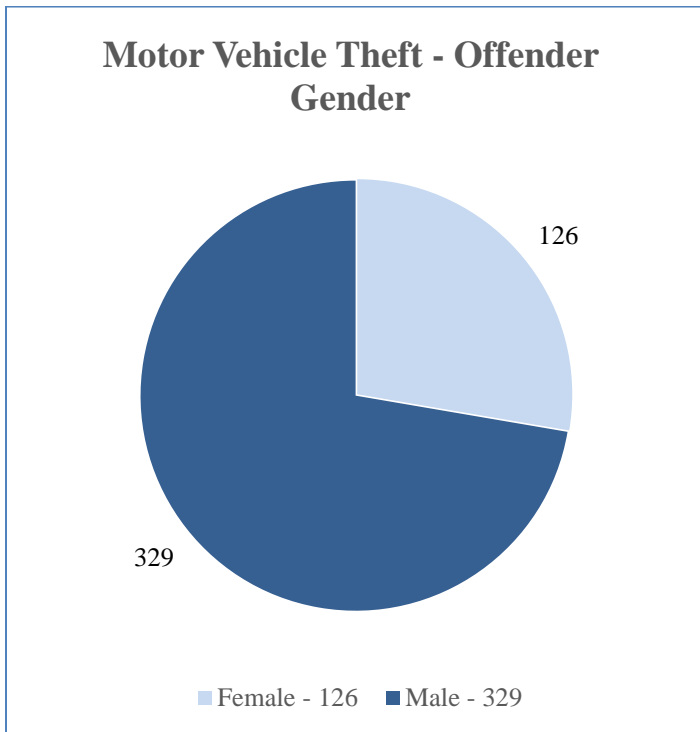
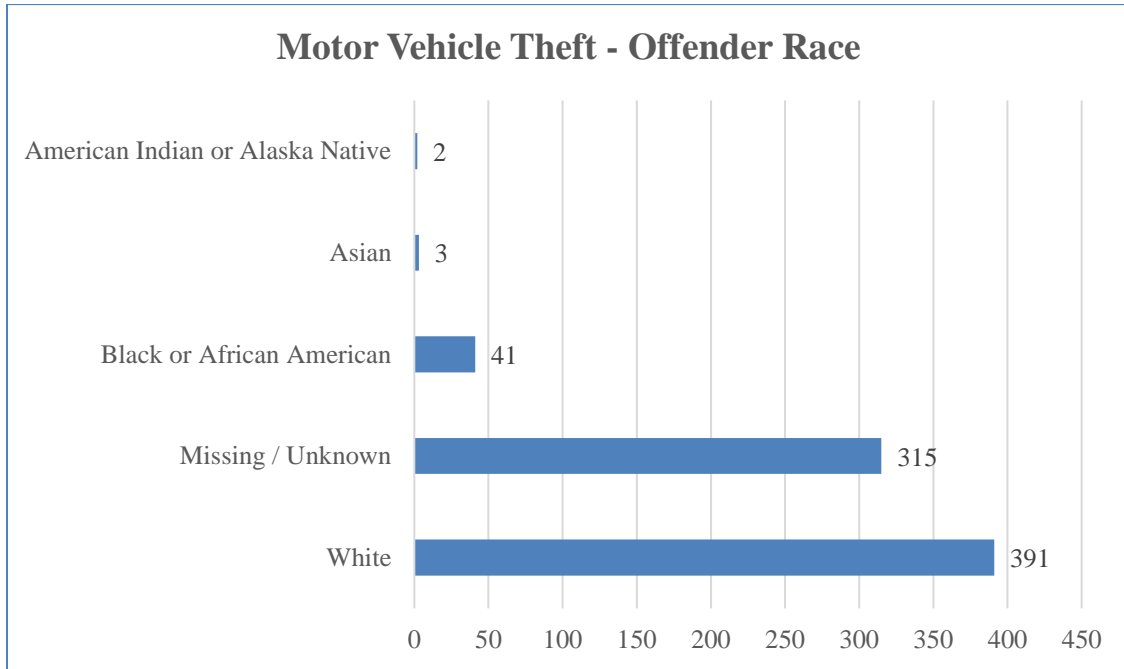
# Motor Vehicle Theft



# Motor Vehicle Theft


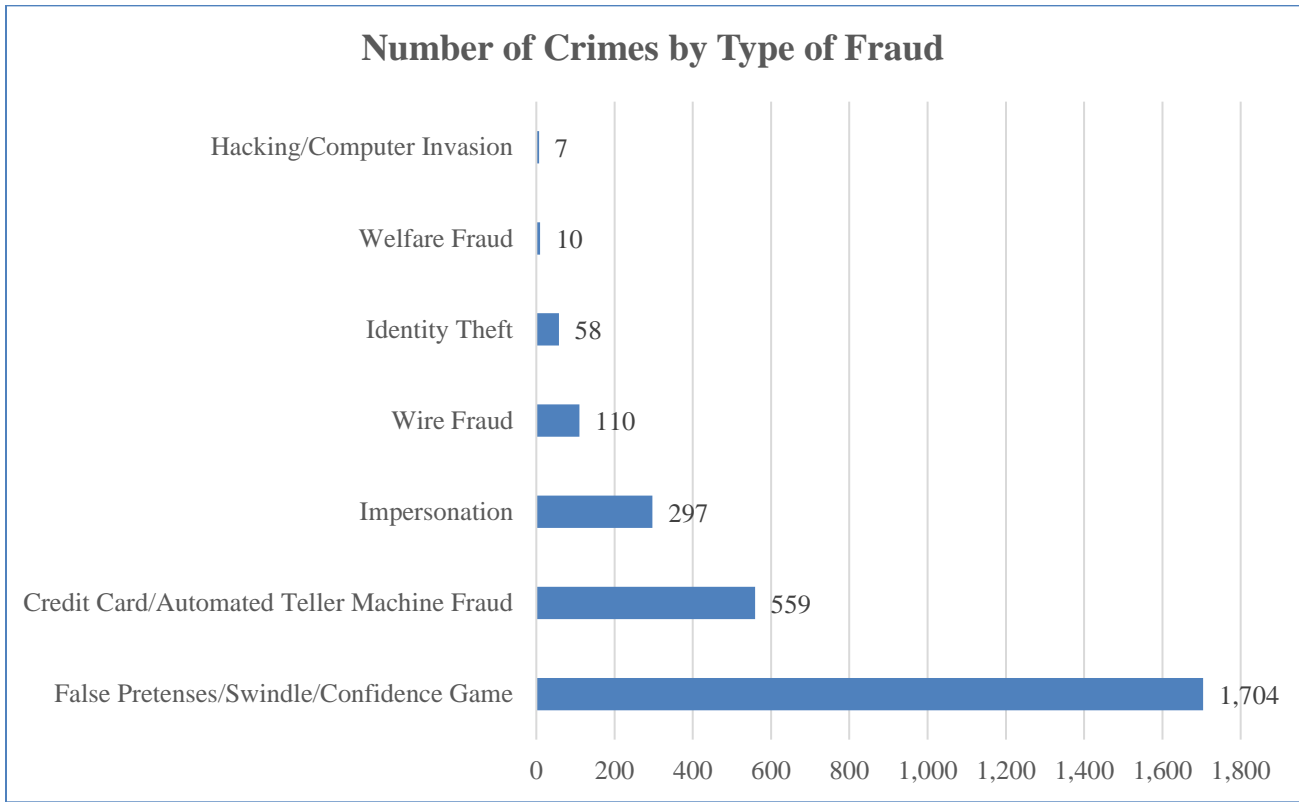


# Motor Vehicle Theft

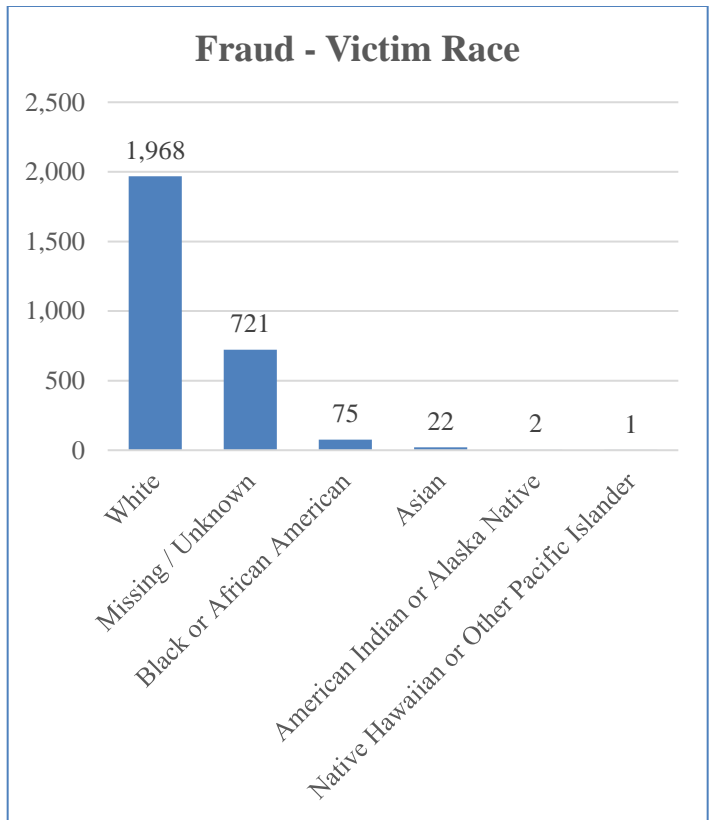
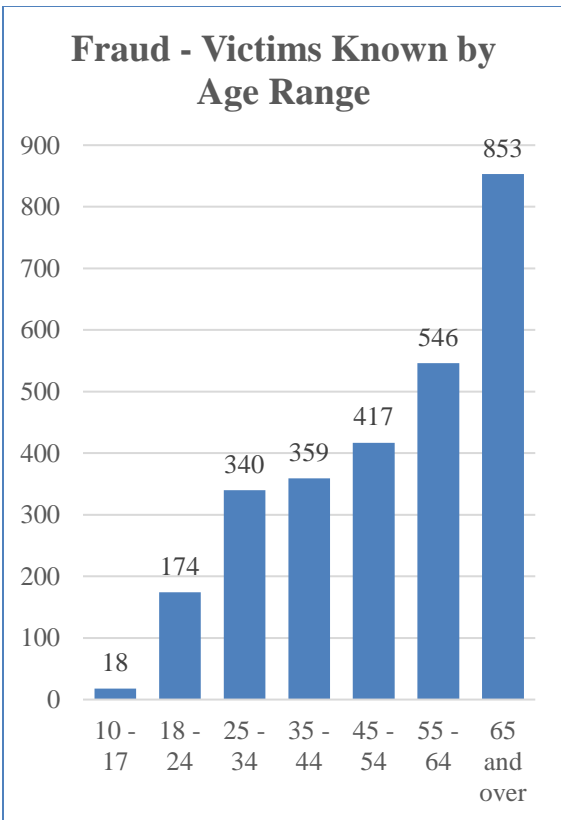
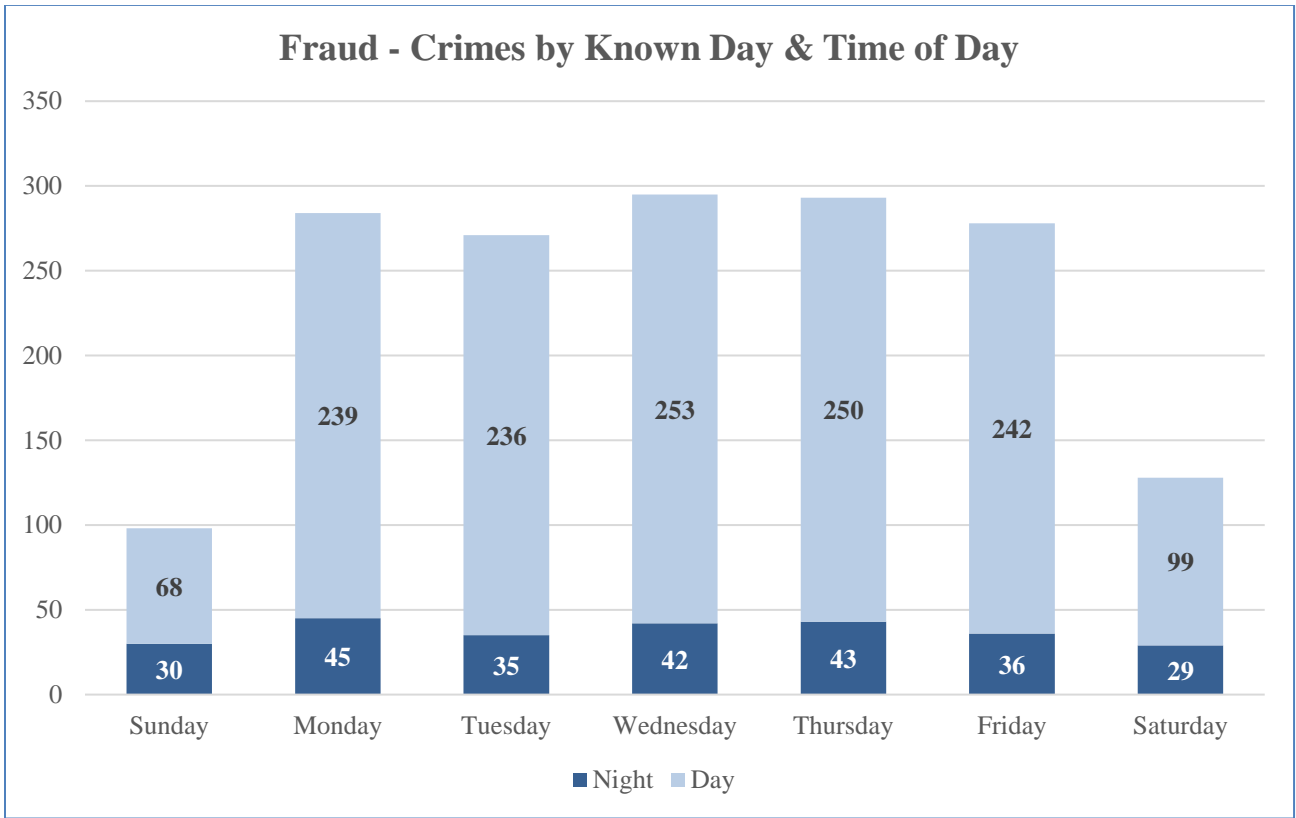


# Fraud

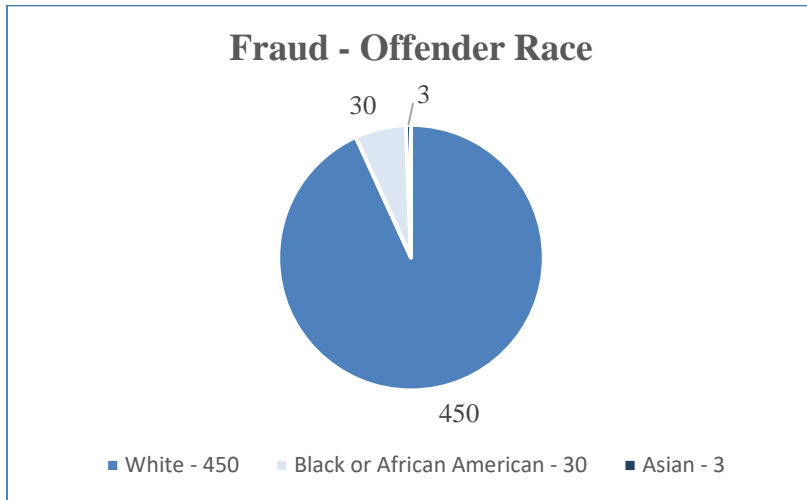
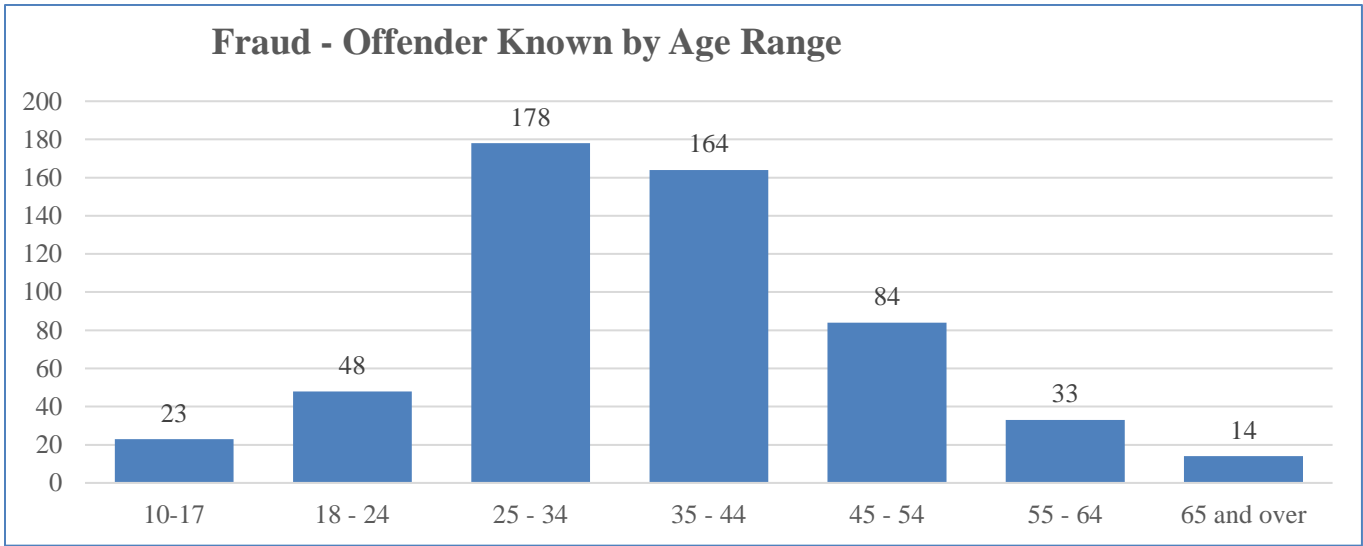
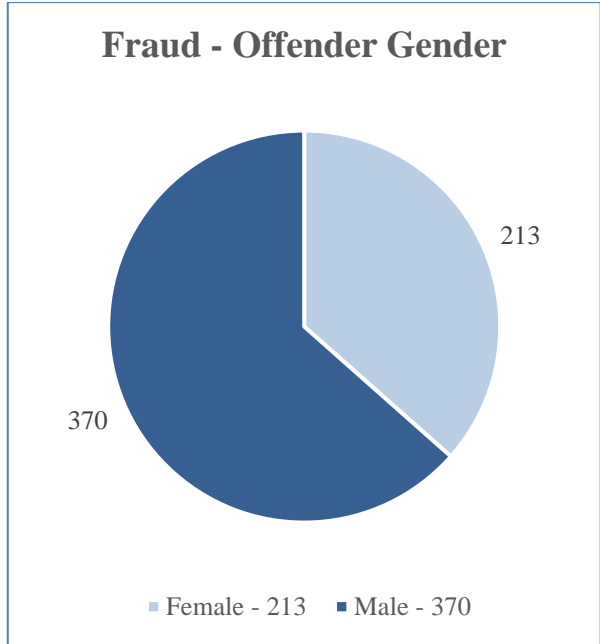
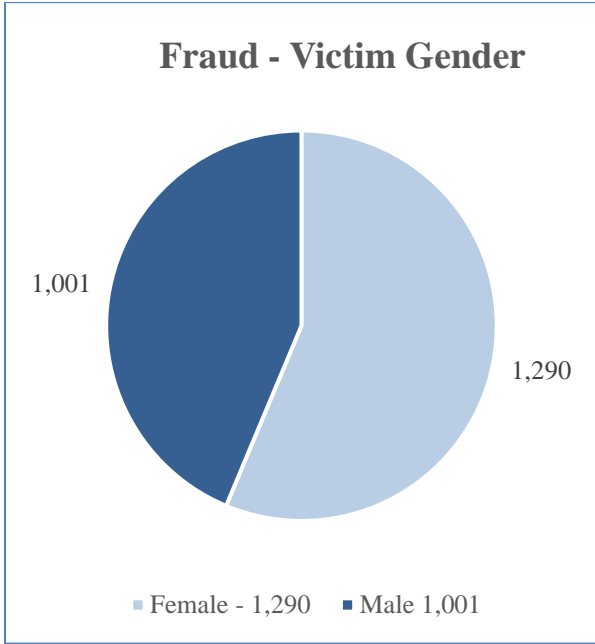
There were 2,745 incidents of Fraud reported by agencies for 2022. 381 Incident of Fraud were cleared resulting in a clearance rate of 13.88%.



# Fraud



# Fraud



# Crimes Against Society

## Drug Equipment Violations

The unlawful, manufacture, sale, purchase, possession, or transportation of equipment or devices utilized in preparing and/or using drugs or narcotics.

## Drug/Narcotic Violations

The unlawful cultivation, manufacture distribution, sale, purchase, use, possession, transportation, or importation of any controlled substance.

## Gambling Offenses

To unlawfully bet or wager money or something else of value; assist, promote, or operate a game of chance for money or some other stake; possess or transmit wagering information; manufacture, sell, purchase, possess, or transport gambling equipment, devices, or goods; or tamper with the outcome of a sporting event or contest to gain a gambling advantage.

## Pornography/Obscene Material

The violation of laws or ordinances prohibiting the manufacture, publishing (publication), distributing (distribution), sale, purchase, or possession of sexually explicit material deemed legally obscene.

## Prostitution

To engage in commercial sex acts for anything of value.

## Weapon Law Violations

The violation of laws or ordinances prohibiting the manufacture, sale, purchase, transportation, possession, concealment, or use of firearms, cutting instruments, explosives, incendiary devices, or other deadly weapons.

## Animal Cruelty

Intentionally, knowingly, or recklessly taking an action that mistreats or kills any animal without just cause, such as torturing, tormenting, mutilation, maiming, poisoning, or abandonment. This definition does not include property maintenance of animals for show or sport, use of animals for food, lawful hunting, fishing or trapping.

## Drug/Narcotics & Equipment Violations Crime Rates

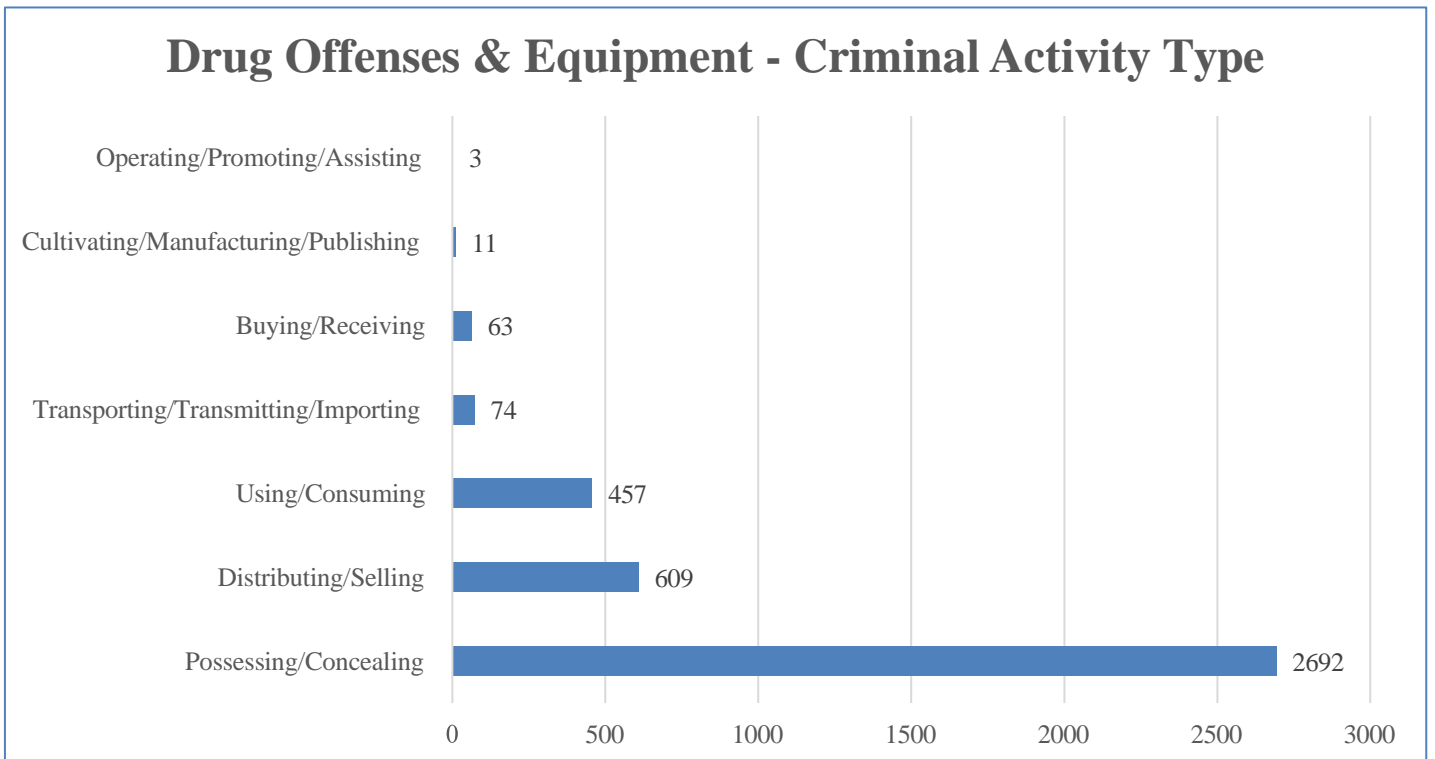
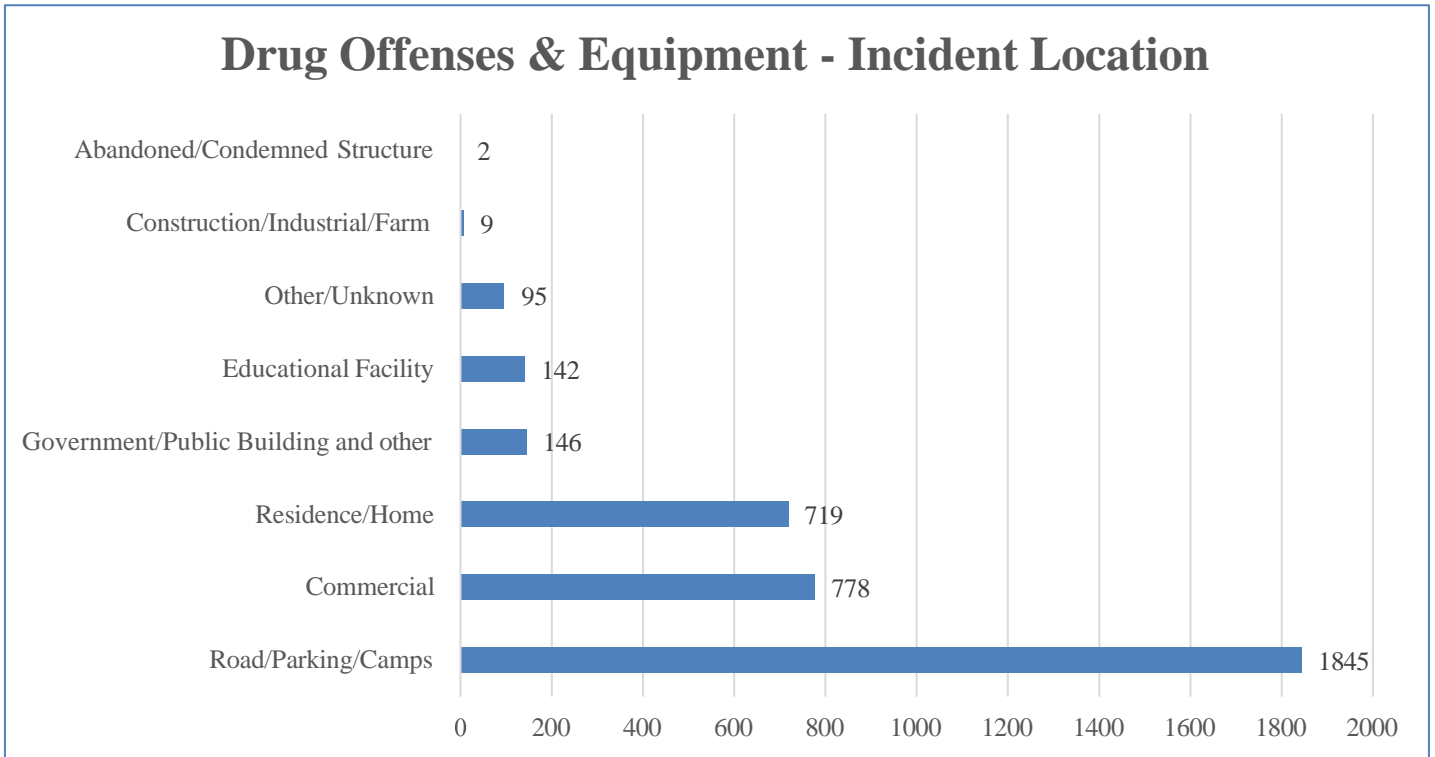
Offense Type	2021 Number of Crimes	2021 Crime Rate (per 1,000)	2022 Number of Crimes	2022 Crime Rate (per 1,000)
<b><i>Crimes Against Society</i></b>	<b>4,890</b>	<b>3.56</b>	<b>4,346</b>	<b>3.14</b>
Drug/Narcotic Violations	3,811	2.78	3,523	2.54
Drug Equipment Violations	432	0.31	213	0.15
Operating/Promoting/Assisting Gambling	1	0.00	3	0.00
Pornography/Obscene Material	189	0.14	165	0.12
Prostitution	9	0.01	27	0.02
Assisting or Promoting Prostitution	6	0.00	10	0.01
Purchasing Prostitution	1	0.00	2	0.00
Weapon Law Violations	391	0.28	355	0.26
Animal Cruelty	50	0.04	48	0.03



# Drug/Narcotics & Equipment Violations

There were 3,736 Drug/Narcotics and Equipment Violations, including attempts, reported by agencies for 2022.

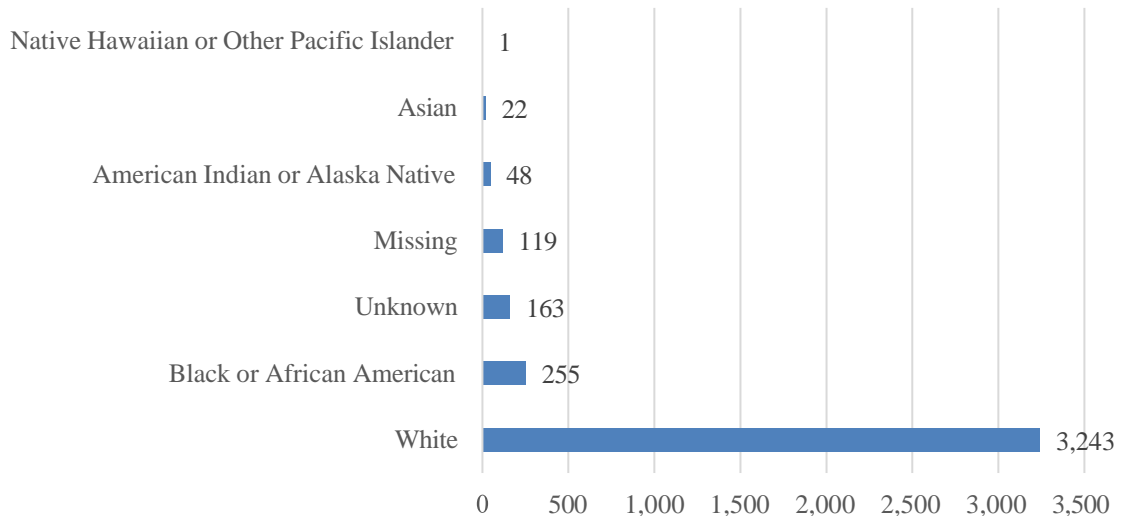
There was a total of 3,431 arrests for Drug/Narcotic and Equipment for the same time.



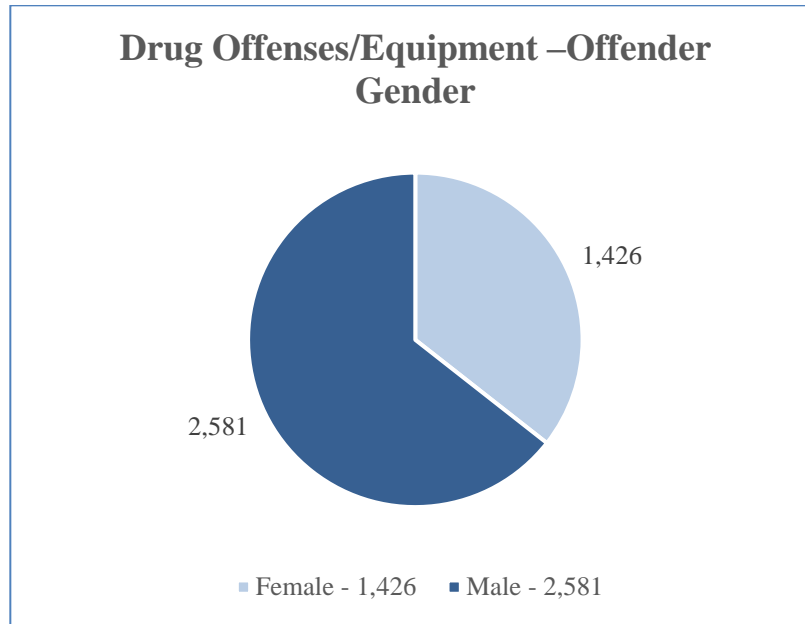
## Drug/Narcotics & Equipment Violations

Drug Type	Count
Amphetamines/Methamphetamines	916
Other Narcotics	838
Heroin	569
Crack Cocaine	414
Cocaine (all forms except Crack)	275
Marijuana/Hashish	197
Marijuana	195
Unknown Type Drug	106
Other Depressants	84
Other Hallucinogens	31
Other Stimulants	30
Opium	27
Barbiturates	17
LSD	8
Morphine	4
Hashish	3

## Drug Offenses & Equipment – Offender Race



## Drug/Narcotics & Equipment Violations



### Type of Drugs at Arrest

Drug Type (up to 3 drug types per arrest can be reported)	10-17	18 - 24	25 - 34	35 - 44	45 - 54	55 - 64	65 and over	Total:
Amphetamines/Methamphetamines	2	49	332	402	140	42	3	<b>970</b>
Barbiturates			1	12	4			<b>17</b>
Cocaine (all forms except Crack)	1	30	115	110	37	10		<b>303</b>
Crack Cocaine	3	23	152	165	63	26	3	<b>435</b>
Hashish	3	1						<b>4</b>
Heroin	1	42	246	240	60	17	2	<b>608</b>
LSD		2	3	2	1			<b>8</b>
Marijuana	108	65	21	23	2	1	1	<b>221</b>
Marijuana/Hashish	111	65	21	23	2	1	1	<b>224</b>
Morphine			2		2			<b>4</b>
Opium		1	10	11	6	1		<b>29</b>
Other Depressants		9	26	46	10	1		<b>92</b>
Other Hallucinogens		9	8	8	6	1		<b>32</b>
Other Narcotics	1	68	317	359	113	37	8	<b>903</b>
Other Stimulants		3	7	14	5	1		<b>30</b>
Unknown Type Drug		8	41	41	12	8	2	<b>112</b>

## Gambling Violations

*There were 3 incidents/ Arrests for Gambling Violations for 2022.*

*1 arrest for Operating/Promoting/Assisting Gambling*

Offense Type	Incident Date	Incident Date
	2021	2022
Operating/Promoting/Assisting Gambling	1	3

Arrestee Age	Arrestee Gender
	Male
45 - 54	1

## Pornography/Obscene Material Violations

*There were 165 incidents reported for Pornography/Obscene Violations for 2022.*

*Resulting in 21 arrests.*

Offense Type	Incident Date	Incident Date
	2021	2022
Pornography/Obscene Material Crimes	189	165

Arrestee Age	Arrestee Gender	
	Female	Male
10 - 17	1	9
25 - 34		1
35 - 44		4
45 - 54		3
55 - 64		1
65 and over		2

## Prostitution Violations

*There were 39 incidents reported for Prostitution Violations for 2022.*

*Resulting in 26 arrests.*

Offense Type	Incident Date	Incident Date
	2021	2022
Prostitution	9	27
Assisting or Promoting Prostitution	6	10
Purchasing Prostitution	1	2

Arrestee Age	Arrestee Gender	Arrest Offense		
		Prostitution	Assisting or Promoting Prostitution	Purchasing Prostitution
18 - 24	Female	1		
	Male	1		
25 - 34	Female	2		
	Male		2	1
35 - 44	Male	7		1
45 - 54	Male	2	2	
55 - 64	Male	2	3	
65 and over	Male	1	1	

## Weapon Law Violations

*There were 355 incidents reported for Weapon Law Violations for 2022.*

*Resulting in 119 arrests.*

Offense Type	Incident Date	Incident Date
	2021	2022
Weapon Law Violations	391	355

Arrestee Age	Arrestee Gender	Weapon Law Violations
10 - 17	Male	5
18 - 24	Female	1
	Male	15
25 - 34	Female	2
	Male	33
35 - 44	Female	3
	Male	28
45 - 54	Female	1
	Male	14
55 - 64	Female	1
	Male	11
65 and over	Female	1
	Male	4

## Animal Cruelty Violations

*There were 48 incidents reported for Animal Cruelty Violations for 2022.*

*Resulting in 16 arrests*

Offense Type	Incident Date	Incident Date
	2021	2022
Animal Cruelty	50	48

Arrestee Age	Arrestee Gender	Animal Cruelty
10 - 17	Female	1
	Male	2
18 - 24	Male	2
25 - 34	Female	2
	Male	1
35 - 44	Female	3
	Male	1
45 - 54	Male	2
65 and over	Female	1
	Male	1

# Arrests



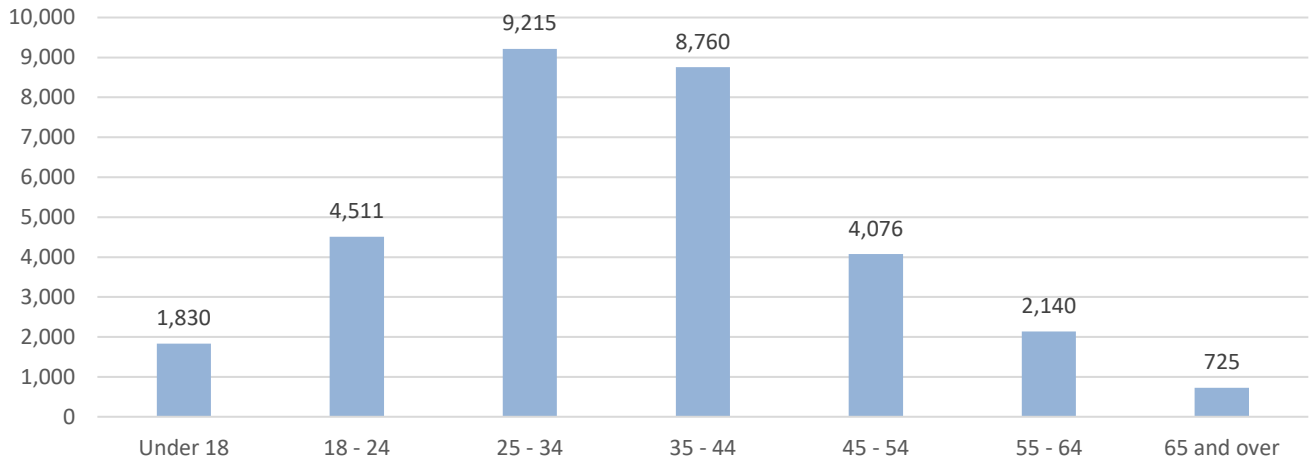
## Arrests

In 2022 there were a total of 31,259 arrests reported for both Group A and Group B offenses.

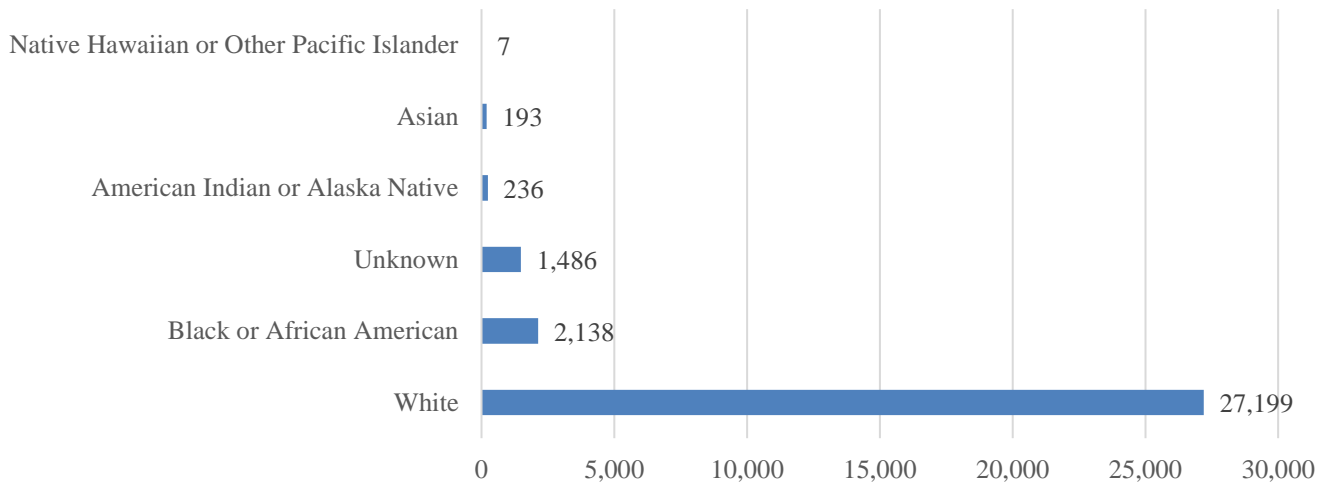
6% of arrests made were Juveniles (under 18)

94% arrests made were Adults (18 and over)

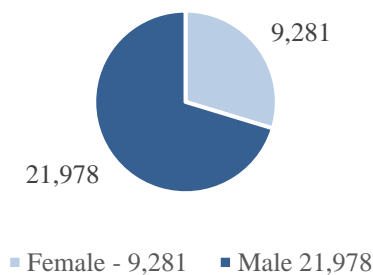
### Arrest - 2022 Adult & Juvenile Arrest Totals



### Arrest - 2022 Adult & Juvenile Arrest Race Totals



### Arrest - 2022 Adult & Juvenile Arrest Gender Totals



## All Arrests by Offense

### Group A Arrests

Crimes Against Person	Number of Arrestees	Percentage of Overall Crime Against Person Arrests
Simple Assault	3,564	69.72%
Intimidation	890	17.41%
Aggravated Assault	474	9.27%
Fondling	72	1.41%
Rape	53	1.04%
Murder and Nonnegligent Manslaughter	20	0.39%
Kidnapping/Abduction	17	0.33%
Negligent Manslaughter	10	0.20%
Statutory Rape	10	0.20%
Sodomy	1	0.02%
Human Trafficking, Commercial Sex Acts	1	0.02%
Totals:	5,112	

Crimes Against Property	Number of Arrestees	Percentage of Overall Crime Against Property Arrests
All Other Larceny	2,424	39.93%
Shoplifting	1,376	22.67%
Destruction/Damage/Vandalism of Property	872	14.36%
Burglary/Breaking & Entering	376	6.19%
Motor Vehicle Theft	225	3.71%
False Pretenses/Swindle/Confidence Game	200	3.29%
Counterfeiting/Forgery	94	1.55%
Theft From Building	93	1.53%
Theft From Motor Vehicle	89	1.47%
Robbery	88	1.45%
Stolen Property Offenses	85	1.35%
Arson	58	0.96%
Credit Card/Automated Teller Machine Fraud	29	0.48%
Impersonation	22	0.36%
Embezzlement	14	0.23%

## All Arrests by Offense

Crimes Against Property (cont.)	Number of Arrestees	Percentage of Overall Crime Against Property Arrests
Purse-snatching	8	0.13%
Theft of Motor Vehicle Parts/Accessories	6	0.10%
Wire Fraud	4	0.07%
Extortion/Blackmail	3	0.05%
Welfare Fraud	3	0.05%
Pocket-picking	1	0.02%
Theft From Coin Operated Machine or Device	1	0.02%
Totals:	6,071	

Crimes Against Society	Number of Arrestees	Percentage of Overall Crime Against Society Arrests
Drug/Narcotic Violations	2,610	91.61%
Weapon Law Violations	121	4.25%
Drug Equipment Violations	46	1.61%
Pornography/Obscene Material	28	0.98%
Animal Cruelty	17	0.60%
Prostitution	16	0.56%
Assisting or Promoting Prostitution	8	0.28%
Purchasing Prostitution	2	0.07%
Operating/Promoting/Assisting Gambling	1	0.04%
Totals:	2,849	

Group B Arrests	Number of Arrestees	Percentage of Overall Arrests for Part B Crimes
All Other Offenses	10,086	58.55%
Driving Under the Influence	4,510	26.18%
Trespass of Real Property	1,069	6.21%
Disorderly Conduct	754	4.38%
Liquor Law Violations	631	3.66%
Family Offenses (Nonviolent)	116	0.67%
Bad Checks	51	0.30%
Curfew/Loitering/Vagrancy Violations	6	0.03%
Drunkennes	4	0.02%
Total:	17,227	

## All Arrests by Age Range/Offense

### Group A Arrests

<b>Crimes Against Person</b>	<b>Under 18</b>	<b>18 - 24</b>	<b>25 - 34</b>	<b>35 - 44</b>	<b>45 - 54</b>	<b>55 - 64</b>	<b>65 and over</b>
Simple Assault	342	529	1,039	884	432	249	89
Intimidation	93	136	221	214	128	72	26
Aggravated Assault	48	79	149	120	46	24	8
Fondling	16	2	14	11	12	7	10
Rape	9	7	11	16	3	4	3
Murder and Nonnegligent Manslaughter	2	4	2	7	3	1	1
Sodomy	1						
Statutory Rape	1	4	2	2			1
Negligent Manslaughter		1	2	3	2	1	1
Kidnapping/Abduction		2	3	7	4	1	
Human Trafficking, Commercial Sex Acts						1	
<b>Totals:</b>	<b>512</b>	<b>764</b>	<b>1,443</b>	<b>1,264</b>	<b>630</b>	<b>360</b>	<b>139</b>

<b>Crimes Against Property</b>	<b>Under 18</b>	<b>18 - 24</b>	<b>25 - 34</b>	<b>35 - 44</b>	<b>45 - 54</b>	<b>55 - 64</b>	<b>65 and over</b>
Destruction/Damage/Vandalism of Property	184	151	254	146	65	55	20
All Other Larceny	151	350	692	686	326	164	55
Shoplifting	86	204	361	417	182	98	28
Burglary/Breaking & Entering	68	48	104	105	39	9	4
Motor Vehicle Theft	53	35	58	50	25	6	1
Arson	25	3	7	11	5	7	
Robbery	11	20	28	19	9	1	
Theft From Motor Vehicle	9	13	17	30	15	5	
False Pretenses/Swindle/Confidence Game	8	17	50	69	33	19	5
Theft From Building	6	9	26	32	13	6	1
Counterfeiting/Forgery	4	8	27	33	12	9	1
Credit Card/Automated Teller Machine Fraud	3	3	15	7	1		
Stolen Property Offenses	3	9	30	27	10	6	

## All Arrests by Age Range/Offense

### Group A Arrests

<b>Crimes Against Property (cont.)</b>	<b>Under 18</b>	<b>18 - 24</b>	<b>25 - 34</b>	<b>35 - 44</b>	<b>45 - 54</b>	<b>55 - 64</b>	<b>65 and over</b>
Extortion/Blackmail	1		1		1		
Impersonation	1	5	7	3	3		3
Theft of Motor Vehicle Parts/Accessories	1	2	1			2	
Embezzlement		1	6	4	3		
Welfare Fraud			2				1
Wire Fraud			3	1			
Pocket-picking				1			
Purse-snatching			3	3	2		
Theft From Coin Operated Machine or Device					1		
Totals:	614	878	1,692	1,644	745	387	119

<b>Crimes Against Society</b>	<b>Under 18</b>	<b>18 - 24</b>	<b>25 - 34</b>	<b>35 - 44</b>	<b>45 - 54</b>	<b>55 - 64</b>	<b>65 and over</b>
Drug/Narcotic Violations	108	209	842	1,007	314	112	18
Drug Equipment Violations	11	5	12	16	2		
Pornography/Obscene Material	10	2	4	6	3	1	2
Weapon Law Violations	5	17	35	31	16	12	5
Animal Cruelty	3	2	3	5	2		2
Operating/Promoting/Assisting Gambling					1		
Prostitution		2	2	7	2	2	1
Assisting or Promoting Prostitution			2		2	3	1
Purchasing Prostitution			1	1			
Totals:	137	237	901	1,073	342	130	29

<b>Part B Arrests</b>	<b>Under 18</b>	<b>18 - 24</b>	<b>25 - 34</b>	<b>35 - 44</b>	<b>45 - 54</b>	<b>55 - 64</b>	<b>65 and over</b>
All Other Offenses	207	1,304	3,300	3,132	1,333	595	192
Liquor Law Violations	193	367	19	23	13	16	
Disorderly Conduct	70	111	209	176	104	57	25

## All Arrests by Age Range/Offense

### Group B Arrests

Part B Arrests (cont.)	Under 18	18 - 24	25 - 34	35 - 44	45 - 54	55 - 64	65 and over
Trespass of Real Property	59	103	261	311	182	113	40
Driving Under the Influence	35	730	1,322	1,071	698	476	176
Curfew/Loitering/Vagrancy Violations	4	1		1			
Bad Checks		1	15	20	13	1	1
Drunkenness		1	1		1		1
Family Offenses (Nonviolent)		13	48	38	13	3	1
Totals:	568	2,631	5,175	4,772	2,357	1,261	436

## All Arrests by Race

### Part A Arrests

Crimes Against Person	White	Black or African American	American Indian or Alaska Native	Asian	Native Hawaiian or Other Pacific Islander	Unknown
Simple Assault	3,036	294	30	28		176
Intimidation	774	63	11	2	1	39
Aggravated Assault	388	58	6	2		20
Fondling	57	7	2	1		5
Rape	40	7				6
Murder and Nonnegligent Manslaughter	13	4	1			2
Kidnapping/Abduction	13	3	1			
Negligent Manslaughter	9					1
Statutory Rape	9	1				
Sodomy	1					
Human Trafficking, Commercial Sex Acts	1					
Totals:	4,341	437	51	33	1	249

## All Arrests by Race

### Part A Arrests

Crimes Against Property	White	Black or African American	American Indian or Alaska Native	Asian	Native Hawaiian or Other Pacific Islander	Unknown
All Other Larceny	2,148	110	25	17		124
Shoplifting	1,227	103	8	12		26
Destruction/Damage/ Vandalism of Property	760	61	6	3		42
Burglary/Breaking & Entering	341	12	3			20
Motor Vehicle Theft	191	22	4	1		7
False Pretenses/Swindle/ Confidence Game	177	11	1	2		9
Counterfeiting/Forgery	86	7				1
Theft From Building	84	7		1		1
Theft From Motor Vehicle	73	7	5			4
Stolen Property Offenses	73	5				7
Robbery	61	21	1		2	3
Arson	49					9
Credit Card/Automated Teller Machine Fraud	25	2		1		1
Impersonation	20					2
Embezzlement	10	4				
Purse-snatching	6	2				
Theft of Motor Vehicle Parts/Accessories	5	1				
Wire Fraud	4					
Extortion/Blackmail	3					
Welfare Fraud	3					
Pocket-picking	1					
Theft From Coin Operated Machine or Device	1					
Totals:	5,348	375	53	37	2	256

## All Arrests by Race

### Part A Arrests

Crimes Against Society	White	Black or African American	American Indian or Alaska Native	Asian	Native Hawaiian or Other Pacific Islander	Unknown
Drug/Narcotic Violations	2,293	161	25	15		117
Weapon Law Violations	98	17	1			5
Drug Equipment Violations	44	1				1
Pornography/Obscene Material	23	1				4
Animal Cruelty	15	1				1
Prostitution	12	2				2
Assisting or Promoting Prostitution	7	1				
Purchasing Prostitution	2					
Operating/Promoting/ Assisting Gambling	1					
Totals:	2,495	184	26	15	0	130

Part B Arrests	White	Black or African American	American Indian or Alaska Native	Asian	Native Hawaiian or Other Pacific Islander	Unknown
All Other Offenses	8,834	700	56	50	2	448
Driving Under the Influence	3,913	244	24	31	2	310
Trespass of Real Property	913	100	11	19		26
Disorderly Conduct	645	57	8	3		40
Liquor Law Violations	572	28	2	4		26
Family Offenses (Nonviolent)	95	12	4	1		5
Bad Checks	47	2	1			1
Curfew/Loitering/Vagrancy Violations	5	1				
Drunkenness	3	1				
Totals:	15,027	1,145	106	108	4	856



## All Arrests by Gender

### Part A Arrests

Crimes Against Person	Female	Male
Simple Assault	1,129	2,435
Intimidation	151	739
Aggravated Assault	70	404
Fondling	2	70
Rape	3	51
Murder and Nonnegligent Manslaughter	4	16
Kidnapping/Abduction	3	14
Statutory Rape		10
Negligent Manslaughter	2	8
Sodomy		1
Human Trafficking, Commercial Sex Acts		1
Totals:	1,364	3,749

Crimes Against Property	Female	Male
All Other Larceny	1,057	1,367
Shoplifting	682	694
Destruction/Damage/Vandalism of Property	163	709
Burglary/Breaking & Entering	69	307
False Pretenses/Swindle/Confidence Game	67	133
Motor Vehicle Theft	59	166
Theft From Building	34	59
Counterfeiting/Forgery	28	66
Stolen Property Offenses	17	68
Robbery	16	72
Theft From Motor Vehicle	16	73
Arson	15	43
Credit Card/Automated Teller Machine Fraud	12	17
Impersonation	8	14
Embezzlement	6	8
Purse-snatching	5	3
Welfare Fraud	2	1
Wire Fraud	2	2
Extortion/Blackmail	1	2
Pocket-picking	1	
Theft of Motor Vehicle Parts/Accessories	1	5
Theft From Coin Operated Machine or Device		1
Totals:	2,261	3,810

## All Arrests by Gender

### Part A Arrests

Crimes Against Society	Female	Male
Drug/Narcotic Violations	897	1,713
Drug Equipment Violations	20	26
Weapon Law Violations	9	112
Animal Cruelty	8	9
Prostitution	3	13
Pornography/Obscene Material	1	27
Operating/Promoting/Assisting Gambling		1
Assisting or Promoting Prostitution		8
Purchasing Prostitution		2
Totals:	938	1,911

Part B Arrests	Female	Male
All Other Offenses	2,714	7,372
Driving Under the Influence	1,247	3,263
Trespass of Real Property	283	786
Liquor Law Violations	213	418
Disorderly Conduct	184	570
Family Offenses (Nonviolent)	48	68
Bad Checks	27	24
Curfew/Loitering/Vagrancy Violations	1	5
Drunkenness	1	3
Totals:	4,718	12,509

## 2022 Group A & B Arrests by Month

Arrest Offense for A and B Arrests	Jan	Feb	Mar	Apr	May	Jun	Jul	Aug	Sep	Oct	Nov	Dec
<b>Crimes Against Person</b>	<b>379</b>	<b>346</b>	<b>412</b>	<b>381</b>	<b>465</b>	<b>484</b>	<b>479</b>	<b>425</b>	<b>471</b>	<b>456</b>	<b>426</b>	<b>388</b>
Murder and Nonnegligent Manslaughter	1	1	1	2	2	4	4		1		1	3
Negligent Manslaughter			1	1	2	2	2		1			1
Kidnapping/Abduction	1		2	3		1	3	2	1	2	2	
Rape	6	4	6	3	3	5	5	4	6	5	3	3
Sodomy										1		
Fondling	5	5	11	8	5	9	4	4	9	6	4	2
Statutory Rape	1		2					2	1	1	1	2
Aggravated Assault	35	32	47	38	44	44	41	47	42	28	38	38
Simple Assault	287	249	277	266	322	324	332	292	319	330	293	273
Intimidation	43	55	65	60	87	95	88	73	91	83	84	66
Human Trafficking, Commercial Sex Acts								1				
<b>Crimes Against Property</b>	<b>380</b>	<b>404</b>	<b>471</b>	<b>532</b>	<b>534</b>	<b>523</b>	<b>577</b>	<b>549</b>	<b>570</b>	<b>564</b>	<b>496</b>	<b>471</b>
Arson	3	5	5	8	4	8	7	8	3	3	3	1
Burglary/Breaking & Entering	15	17	23	28	38	32	48	43	33	49	29	21
Counterfeiting/Forgery	11	6	6	14	8	6	6	8	5	7	6	11
Destruction/Damage/Vandalism of Property	56	67	82	70	86	87	93	68	75	81	51	56
Embezzlement		1		3	2	2			2	1	2	1
Extortion/Blackmail	1				1		1					
False Pretenses/Swindle/Confidence Game	14	17	13	17	17	10	21	18	21	18	21	13
Credit Card/Automated Teller Machine Fraud	2	3	1	6	2	3	3		2	2	1	4
Impersonation	1	3	2	3	1		3	3	1	1		4
Welfare Fraud							1		1		1	
Wire Fraud				1	1			2				
Robbery	7	3	10	10	6	11	6	8	13	6	4	4
Pocket-picking	1											
Purse-snatching	1			1	1		1	2			2	
Shoplifting	76	72	109	123	121	101	107	108	148	142	135	134

## 2022 Group A & B Arrests by Month (cont.)

Arrest Offense for A and B Arrests	Jan	Feb	Mar	Apr	May	Jun	Jul	Aug	Sep	Oct	Nov	Dec
Theft From Building	4	2	14	6	2	7	7	19	13	4	5	10
Theft From Coin Operated Machine or Device									1			
Theft From Motor Vehicle	8	5	3	9	4	3	12	9	11	7	13	5
Theft of Motor Vehicle Parts/Accessories	2				1		1	1		1		
All Other Larceny	146	181	190	202	217	217	232	228	217	207	198	189
Motor Vehicle Theft	27	17	9	21	17	30	21	18	13	22	18	12
Stolen Property Offenses	5	5	4	10	5	6	7	6	11	13	7	6
<b>Crimes Against Society</b>	<b>185</b>	<b>175</b>	<b>294</b>	<b>260</b>	<b>250</b>	<b>246</b>	<b>263</b>	<b>244</b>	<b>236</b>	<b>248</b>	<b>215</b>	<b>233</b>
Drug/Narcotic Violations	175	158	254	240	224	222	242	228	225	233	195	214
Drug Equipment Violations	4	4	10	4	7	7	3	2	1	1		3
Operating/Promoting/Assisting Gambling								1				
Pornography/Obscene Material	1	3	5	1	3	4		4	1	2	1	3
Prostitution			8	2			1	1		2	2	
Assist. or Promoting Prostitution				4							4	
Purchasing Prostitution	2											
Weapon Law Violations	3	8	15	8	14	13	14	7	7	10	10	12
Animal Cruelty		2	2	1	2		3	1	2		3	1
<b>Group B Offenses</b>	<b>1,189</b>	<b>1,180</b>	<b>1,490</b>	<b>1,444</b>	<b>1,538</b>	<b>1,612</b>	<b>1,661</b>	<b>1,621</b>	<b>1,516</b>	<b>1,411</b>	<b>1,300</b>	<b>1,291</b>
Bad Checks	3	2	6	2	4	13	3	8	4	1	2	3
Curfew/Loitering/Vagrancy Violations					1	1		2				2
Disorderly Conduct	40	34	48	43	87	73	77	83	75	78	64	52
Driving Under the Influence	333	299	384	369	386	404	448	450	399	339	342	357
Drunkenness	1	1							1		1	
Family Offenses (Nonviolent)	8	3	6	11	13	11	14	8	14	15	5	8
Liquor Law Violations	32	31	33	71	60	59	121	79	54	49	13	29
Trespass of Real Property	80	80	76	84	88	97	73	98	107	104	93	89
All Other Offenses	692	730	937	864	899	954	925	893	862	825	780	751

# **HATE CRIME**

## Hate Bias

*The reported number of hate crime incidents in Maine in 2022 was 81. These incidents involved 82 victims with at 64 offenders and resulted in a total of 81 offenses.*

*Commencing in 1992, law enforcement officers are to report hate crimes as a supplementary report to the UCR program. Under Title 25 sec. 1544, hate crimes are defined as those that “manifest evidence of prejudice based on race, religion, sexual orientation, or ethnicity ...”. On June 26, 1997, disability bias was added to the definition of hate crime, creating two new categories: Anti-Mental Disability and Anti-Physical Disability. Two new categories are added to Hate Crime Motivation: Gender and Gender Identity. There have also been numerous other additions to Bias Types. Maine’s hate crimes are further reported to the FBI as part of the federal Hate Crimes Statistics Act.*

### Hate Crime Bias Categories:

**Race /Ethnicity/ Ancestry**

- Anti-American Indian or Alaska Native
- Anti-Arab
- Anti-Asian
- Anti-Black or African American
- Anti-Hispanic or Latino
- Anti-Multiple Races Group
- Anti-Native Hawaiian or Other Pacific Islander
- Anti-Other Race/Ethnicity/Ancestry
- Anti-White

**Sexual Orientation**

- Anti-Bisexual
- Anti-Gay (Male)
- Anti-Heterosexual
- Anti-Lesbian
- Anti-Lesbian, Gay, Bisexual, or Transgender (Mixed Group)

**Disability**

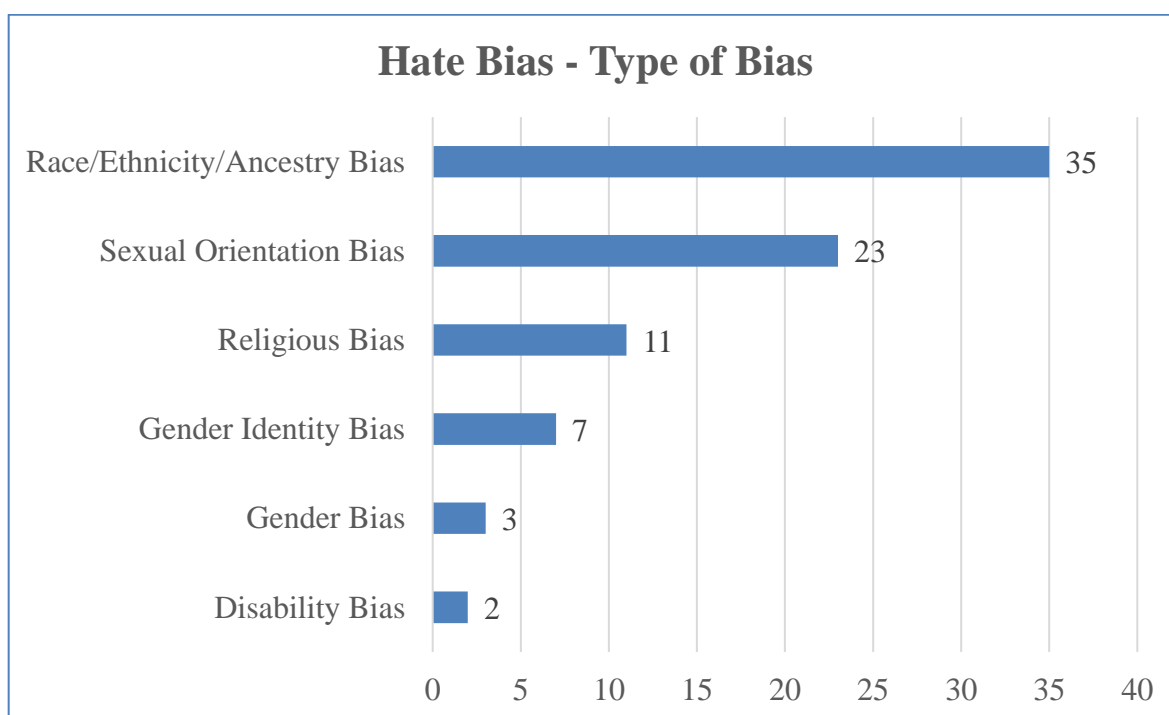
- Anti-Mental Disability
- Anti-Physical Disability

**Religion**

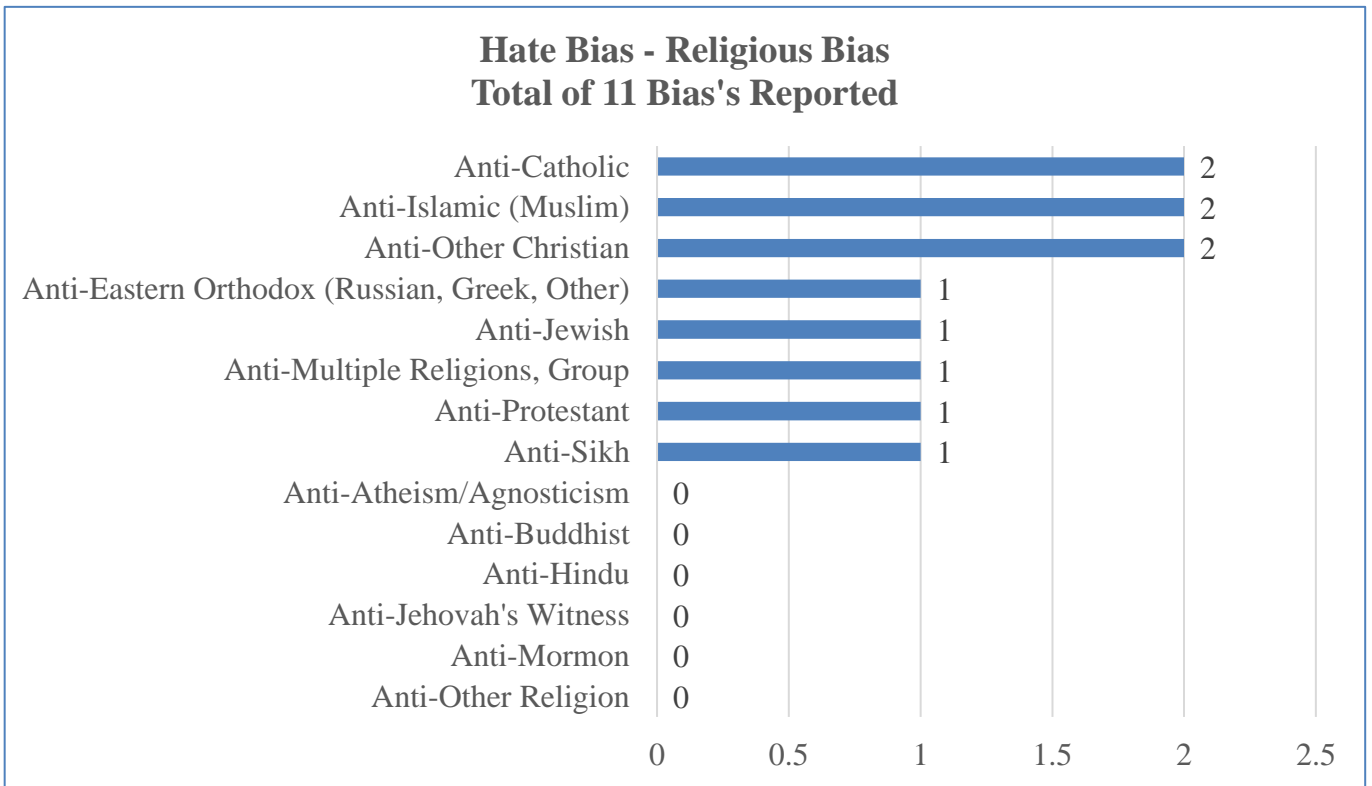
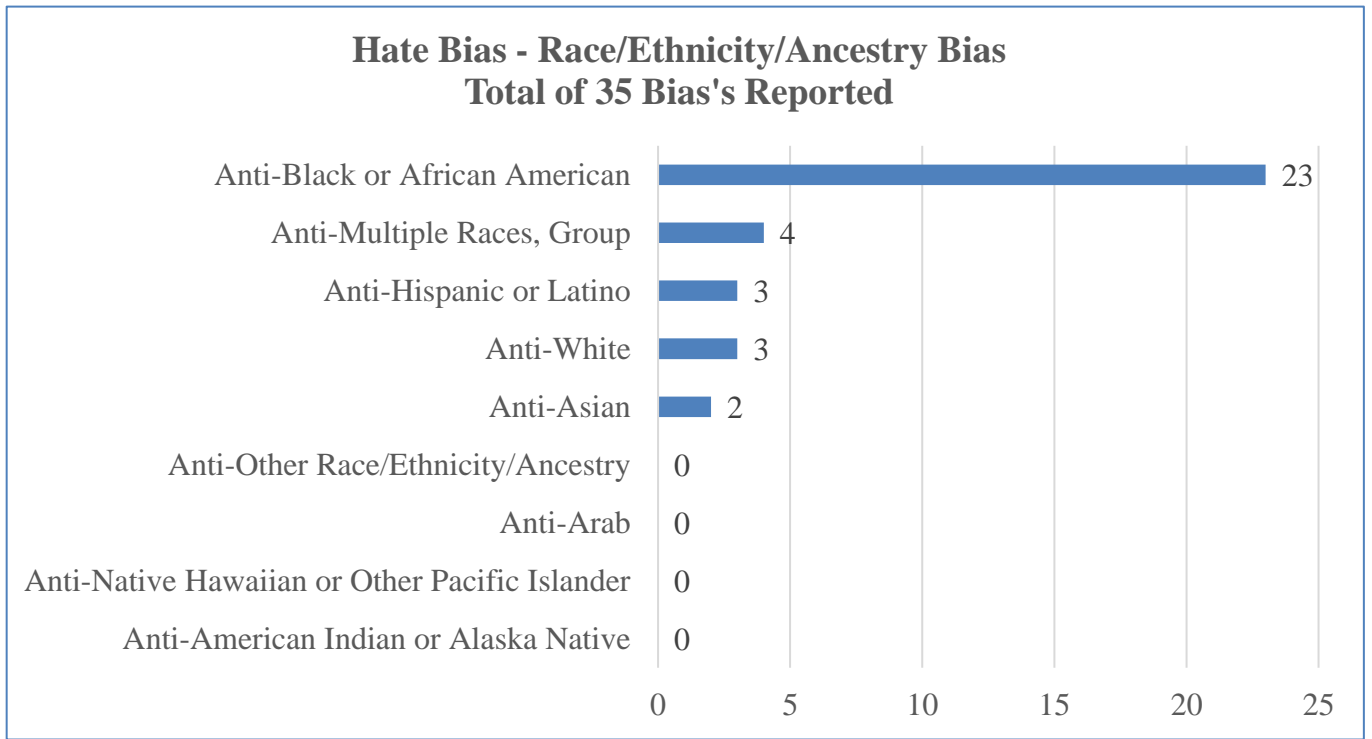
- Anti-Buddhist
- Anti-Catholic
- Anti-Eastern Orthodox (Russian, Greek, Other)
- Anti-Hindu
- Anti-Islamic (Muslim)
- Anti-Jehovah’s Witness
- Anti-Jewish
- Anti-Mormon
- Anti-Multiple Religions Group
- Anti-Other Christian
- Anti-Other Religion
- Anti-Protestant
- Anti-Sikh
- Anti-Atheism/Agnosticism

**Gender**

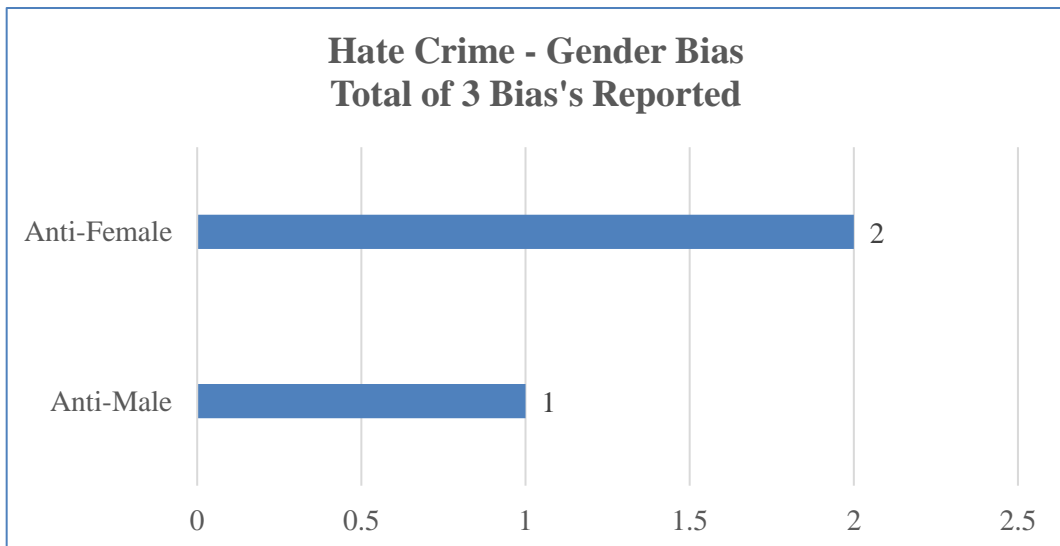
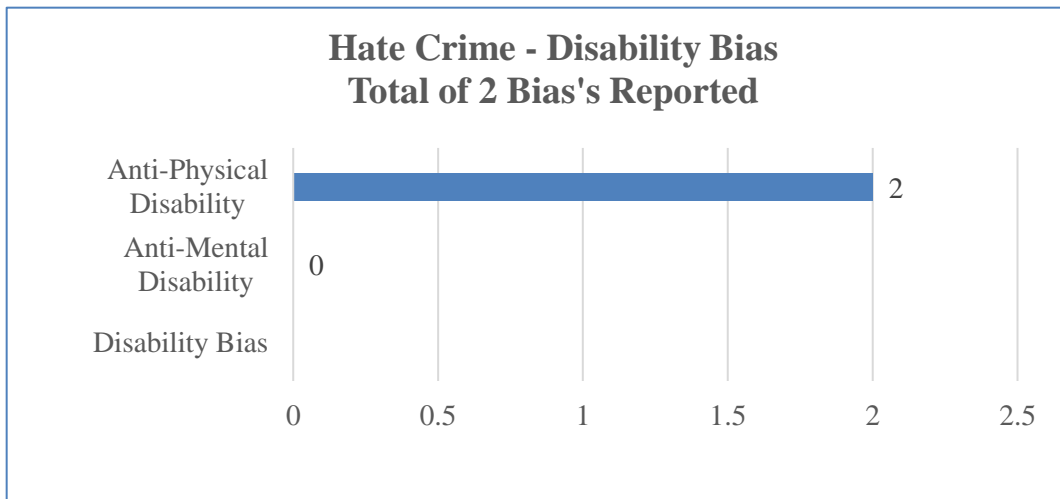
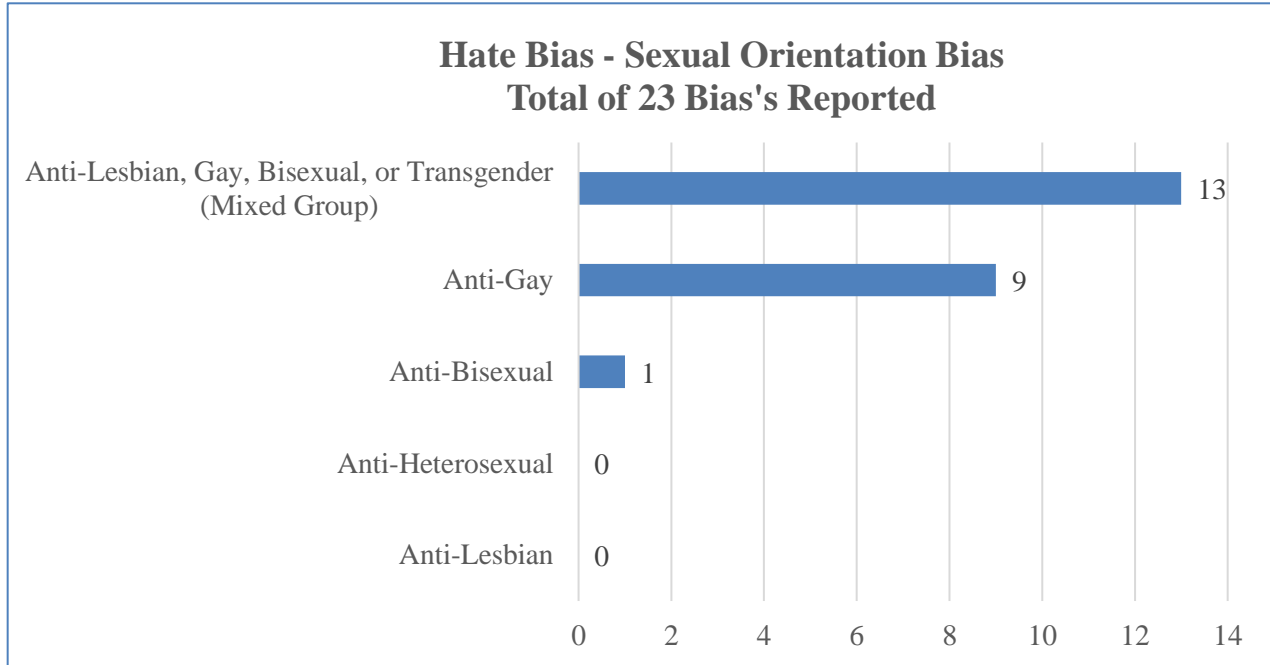
- Anti-Female
- Anti-Male
- Gender Identity
- Anti-Gender Nonconforming
- Anti-Transgender



# Hate Bias

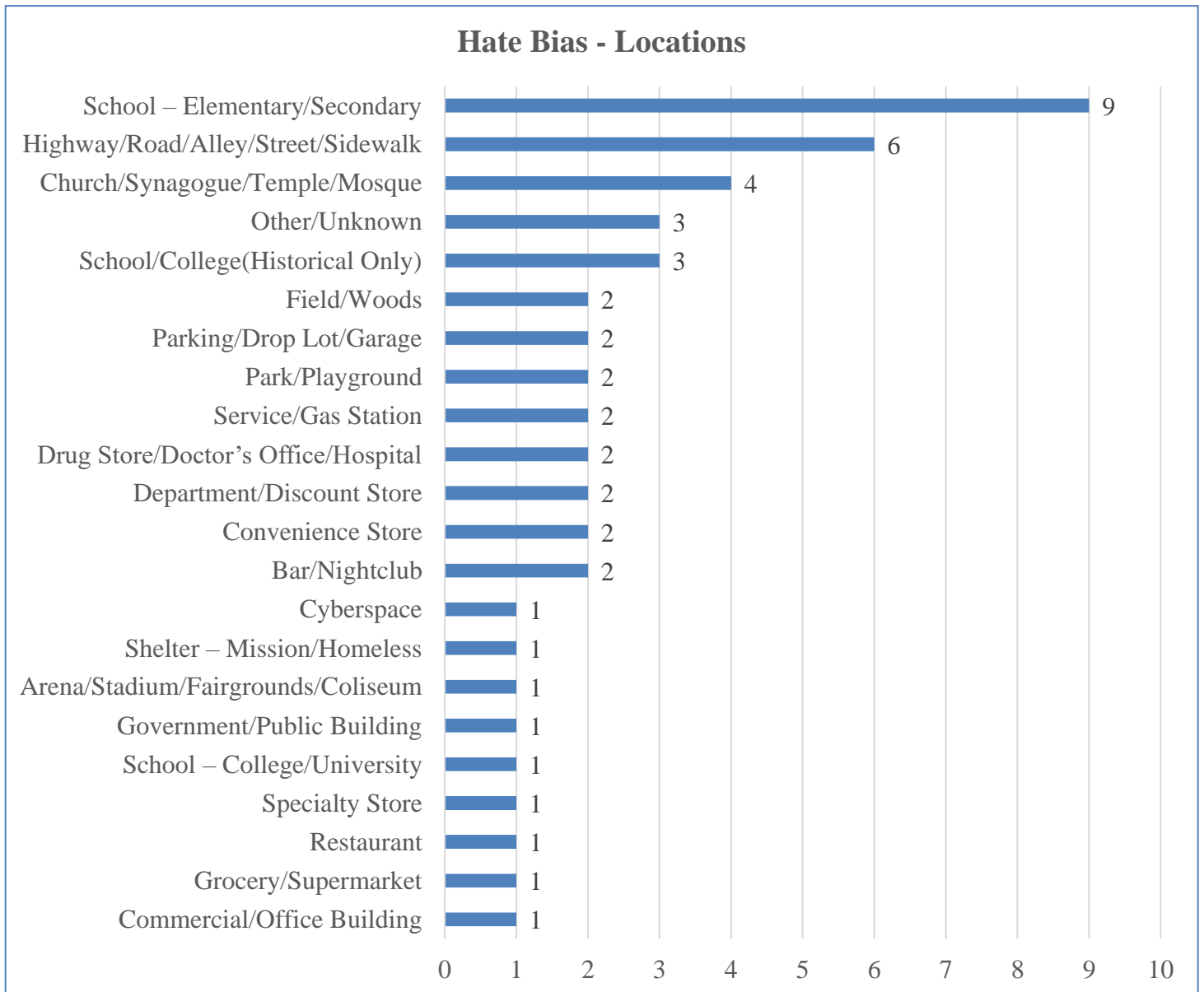
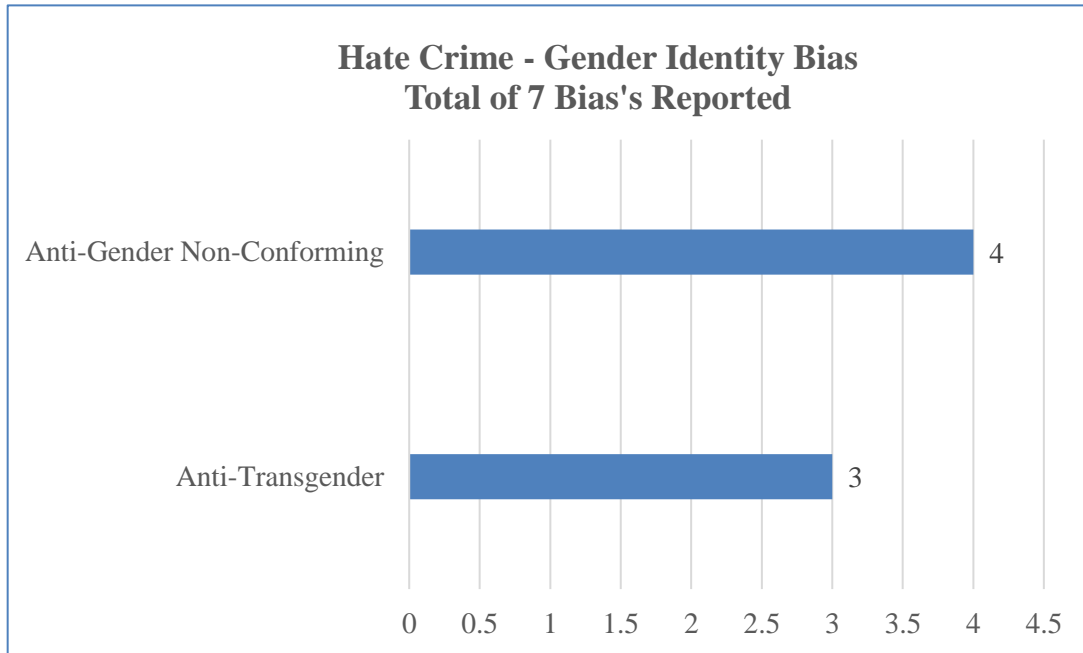


# Hate Bias





# Hate Bias

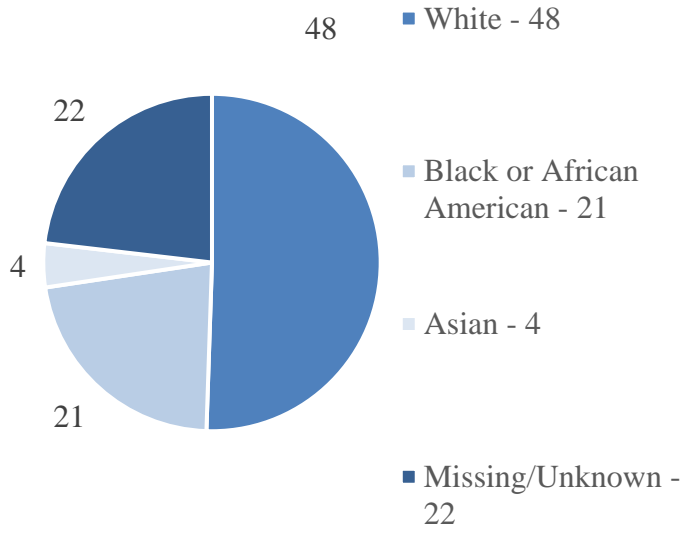


## Hate Bias

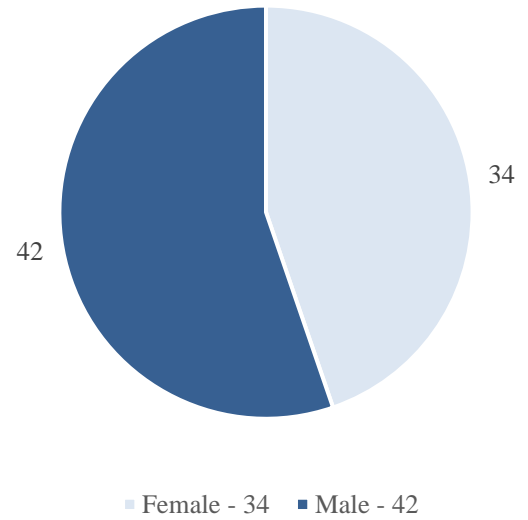
Offense Type	Bias Motivation	# of Incidents Reported
Aggravated Assault	Anti-Black or African American	1
Simple Assault	Anti-White	2
	Anti-Black or African American	6
	Anti-Gay	3
	Anti-Lesbian, Gay, Bisexual, or Transgender (Mixed Group)	1
	Anti-Bisexual	1
	Anti-Physical Disability	1
	Anti-Gender Non-Conforming	1
Intimidation	Anti-White	1
	Anti-Black or African American	11
	Anti-Asian	2
	Anti-Multiple Races, Group	1
	Anti-Hispanic or Latino	5
	Anti-Islamic (Muslim)	1
	Anti-Other Christian	1
	Anti-Multiple Religions, Group	1
	Anti-Gay	3
	Anti-Lesbian, Gay, Bisexual, or Transgender (Mixed Group)	9
	Anti-Physical Disability	1
	Anti-Male	1
	Anti-Transgender	4
	Anti-Gender Non-Conforming	1
Burglary/Breaking & Entering	Anti-Asian	2
Destruction/Damage/ Vandalism of Property	Anti-Black or African American	11
	Anti-Multiple Races, Group	3
	Anti-Jewish	1
	Anti-Catholic	2
	Anti-Islamic (Muslim)	1
	Anti-Eastern Orthodox (Russian, Greek, Other)	1
	Anti-Other Christian	1
	Anti-Gay	4
	Anti-Lesbian, Gay, Bisexual, or Transgender (Mixed Group)	3
	Anti-Female	1
Theft From Building	Anti-Lesbian, Gay, Bisexual, or Transgender (Mixed Group)	1
Theft From Motor Vehicle	Anti-Sikh	1
All Other Larceny	Anti-Protestant	1
	Anti-Lesbian, Gay, Bisexual, or Transgender (Mixed Group)	1
	Anti-Female	1
	Anti-Gender Non-Conforming	2

# Hate Bias

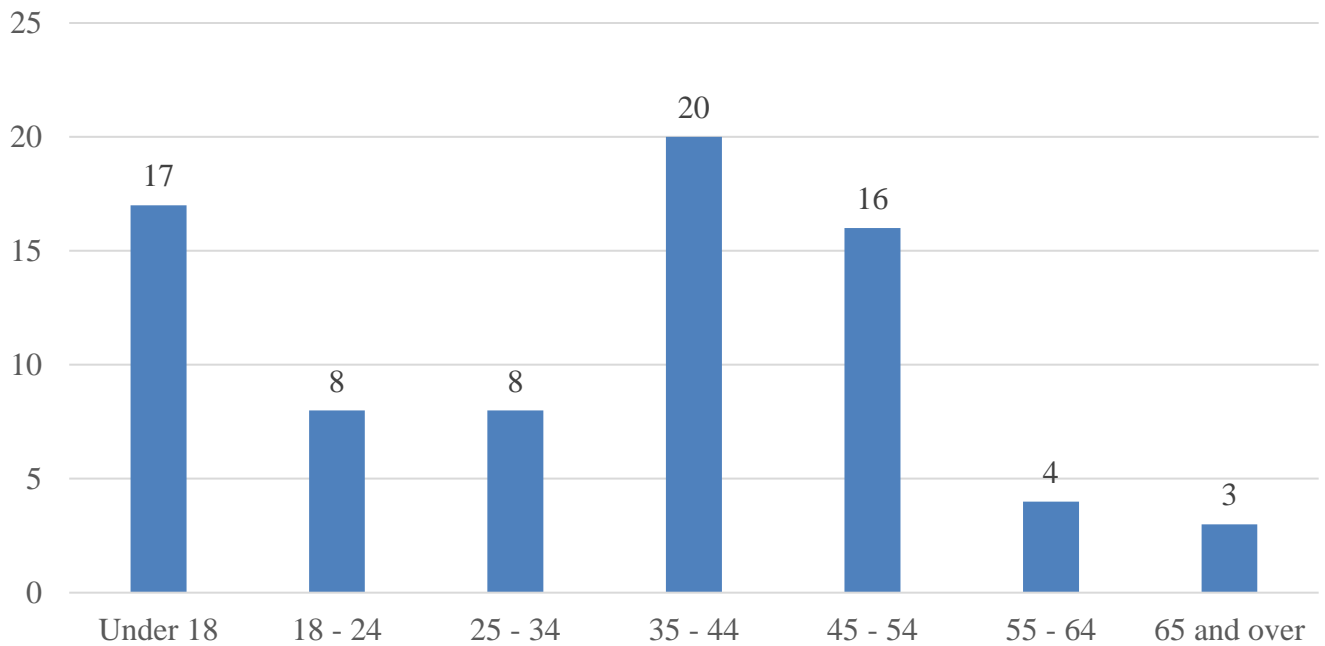
## 2022 Hate Bias - Victim Race



## 2022 Hate Bias - Victim Gender

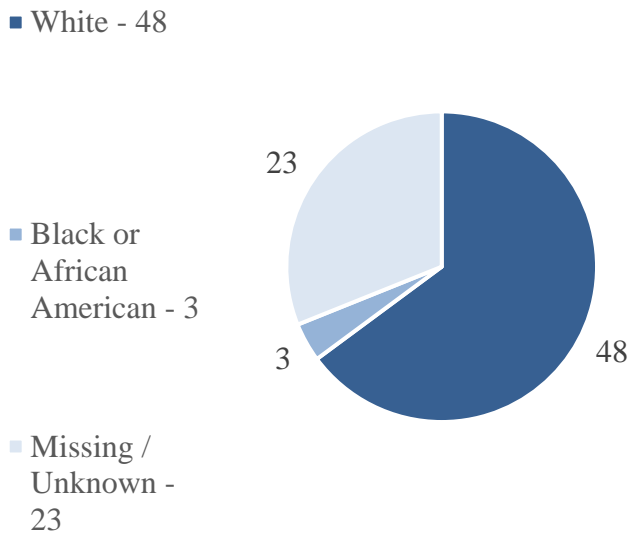


## 2022 Hate Bias - Victim Known by Age

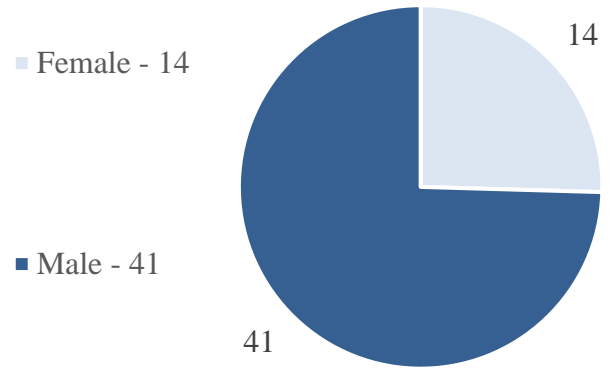


# Hate Bias

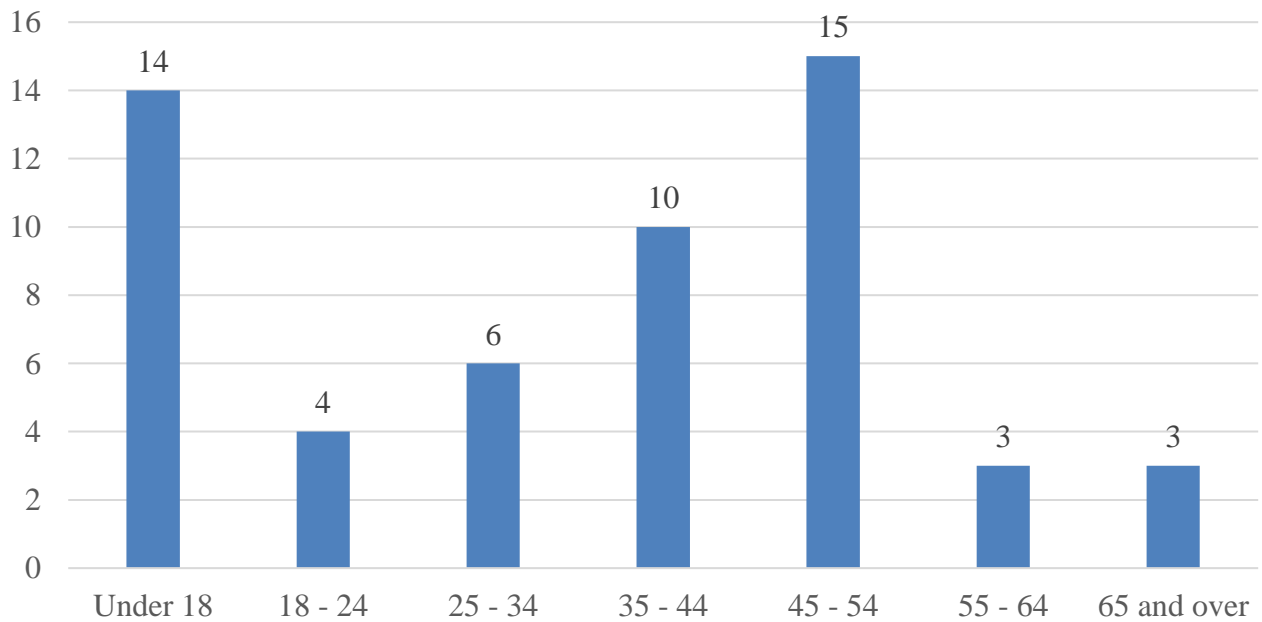
## 2022 Hate Bias - Offender Race



## 2022 Hate Bias - Offender Gender



## 2022 Hate Bias - Offender Known by Age



## Hate Crime

Jurisdiction by Geography	# Of Hate Crimes Reported
Auburn PD	1
Fort Kent PD	4
Houlton PD	1
Presque Isle PD	1
Brunswick PD	3
Cumberland PD	2
Cumberland SO	1
Gorham PD	1
Portland PD	5
Scarborough PD	1
Windham PD	2
Jay PD	1
Bar Harbor PD	1
Bucksport PD	1
South West Harbor PD	1
Winter Harbor PD	1
Augusta PD	8
Hallowell PD	1
Winslow PD	3
Knox SO	3
Rockland PD	2
Thomaston PD	1

Jurisdiction by Geography	# Of Hate Crimes Reported
Damariscotta PD	2
Wiscasset PD	1
Oxford PD	1
Oxford SO	2
Paris PD	1
Rumford PD	2
Bangor PD	3
Brewer PD	1
Old Town PD	2
Penobscot SO	2
UMO DPS	1
Milo PD	1
Topsham PD	4
Washington SO	1
Biddeford PD	8
Buxton PD	2
Kittery PD	1
Saco PD	2
Sanford PD	7
York PD	2
York SO	3
Maine State Police	1

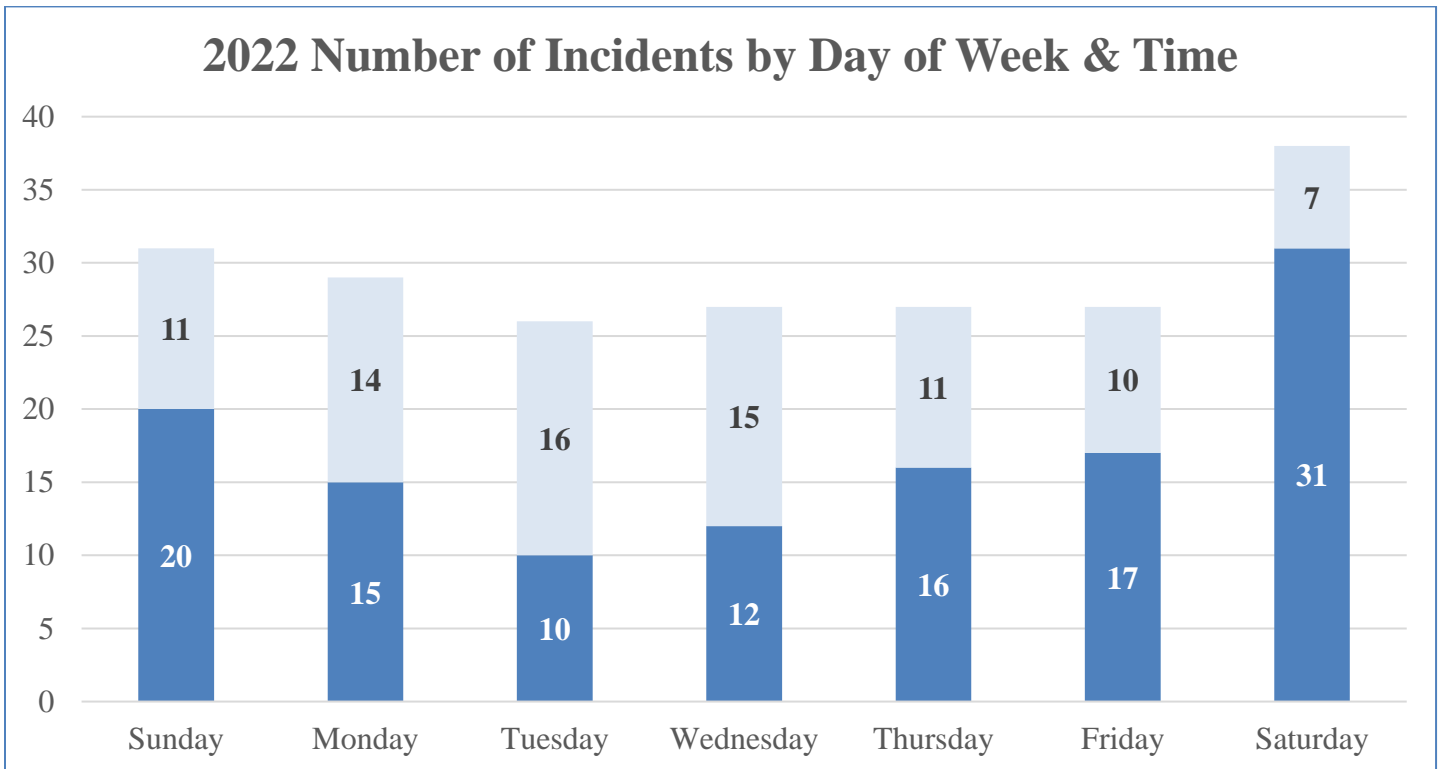
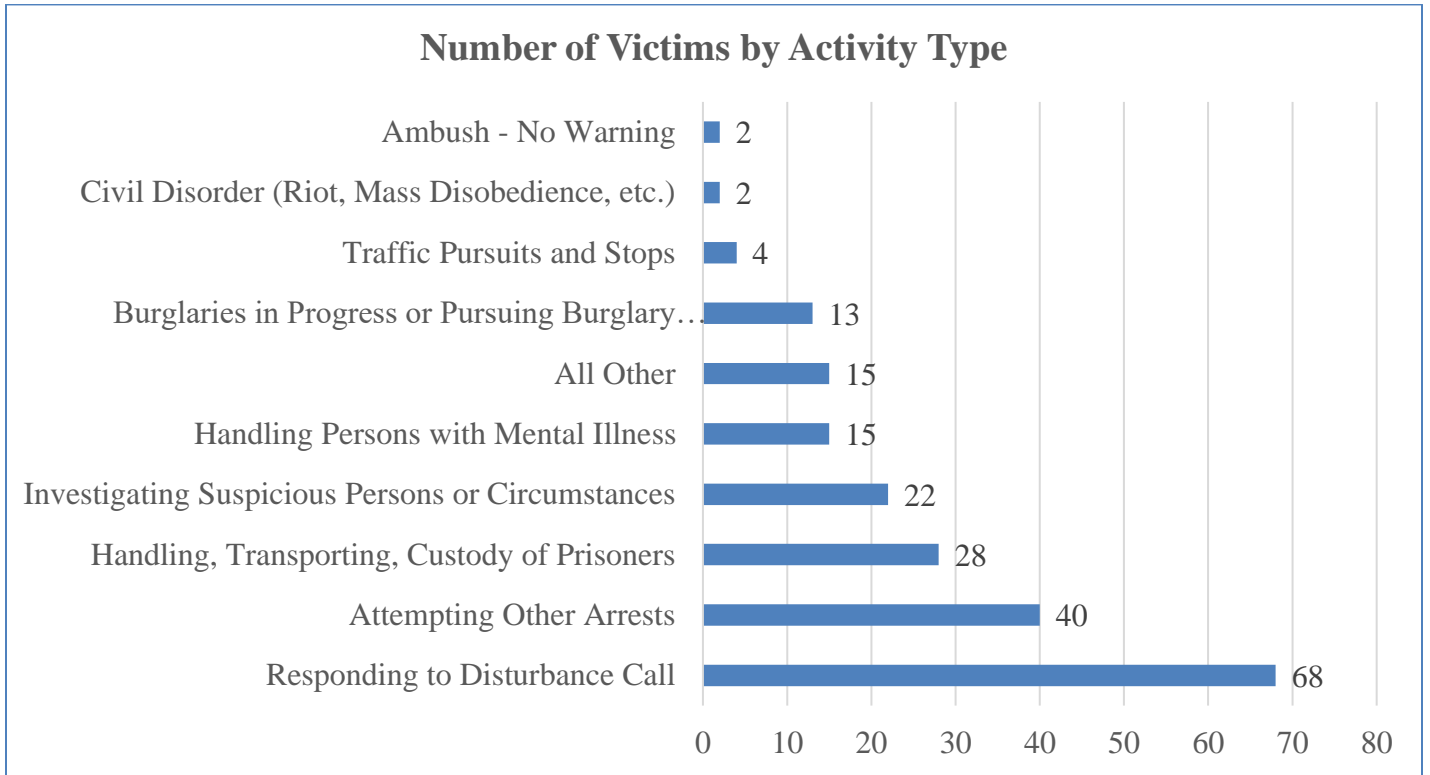
# **Law Enforcement Officers Killed and Assaulted**

## Law Enforcement Officers Killed or Assaulted

Additional information is collected on law enforcement officers assaulted in the Incident Base Reporting program.

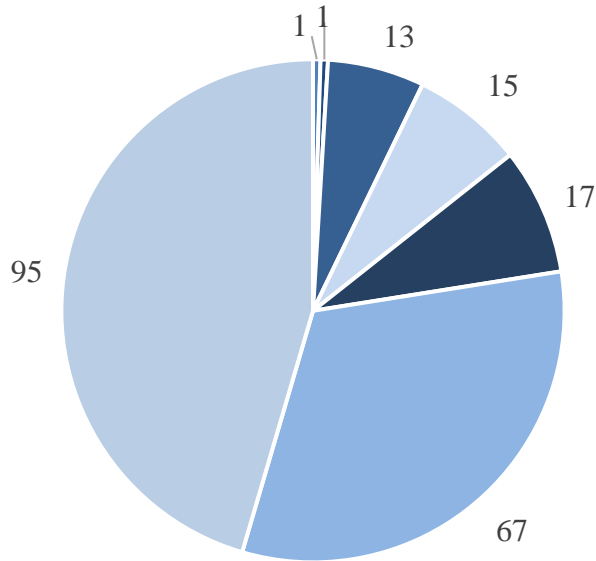
In 2022 agencies reported a total of 209 officers assaulted with 191 of these incidents being cleared.

Clearance rate of 91.4%



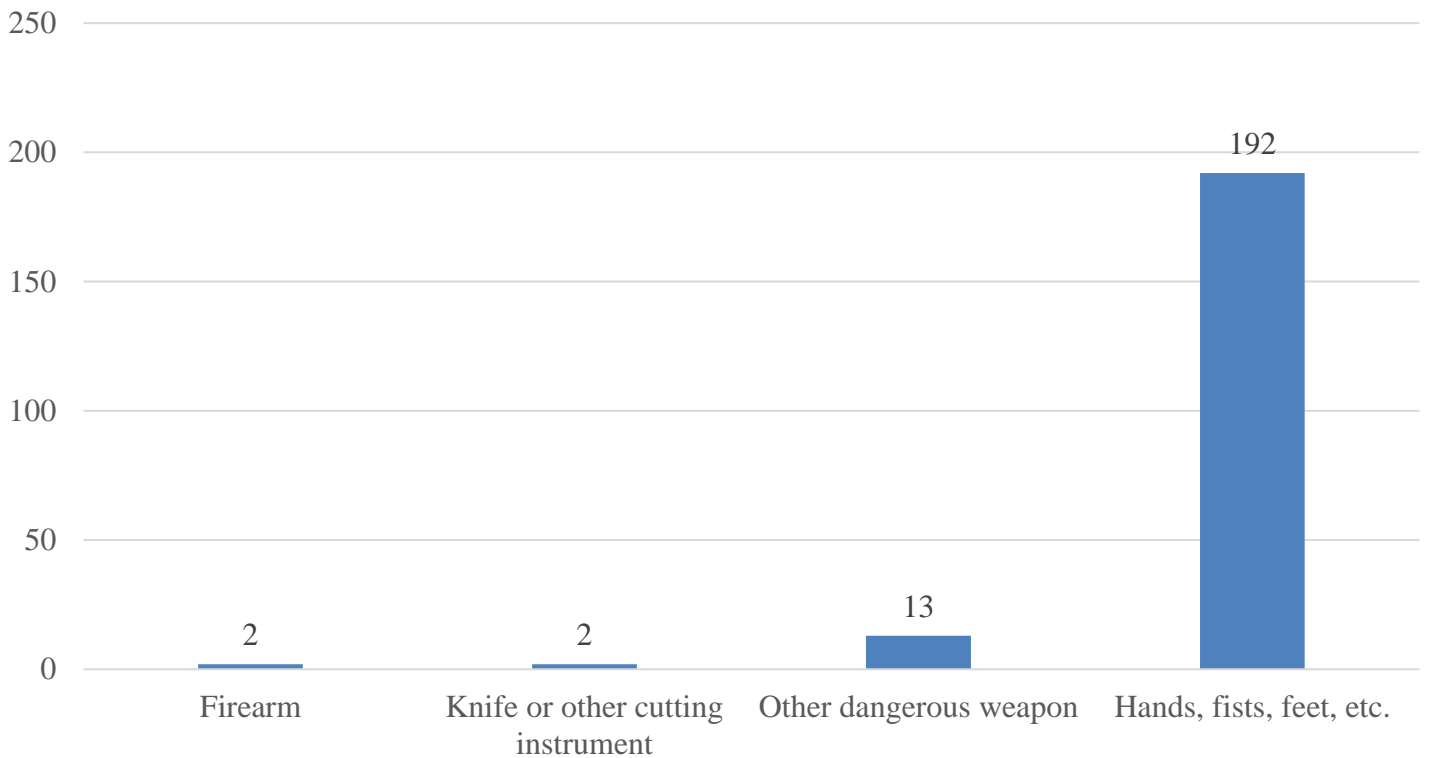
# Law Enforcement Officers Killed or Assaulted

## 2022 Number of Victims by Officer Assignment



- Detective or Special Assignment (Alone) - 1
- Detective or Special Assignment (Assisted) - 1
- Other (Alone) - 13
- Two-Officer Vehicle - 15
- Other (Assisted) - 17
- One-Officer Vehicle (Assisted) - 67
- One-Officer Vehicle (Alone) - 95

## 2022 Number of Victims by Type of Weapon





**2022 Law Enforcement  
Employees Report  
&  
Contributing NIBRS Agency  
Crime Overview 2022 Reports**

## Full-Time Law Enforcement as of October 31, 2022

**Sworn Personnel:** There are 2,301 Statewide full-time law enforcement officers reported for 2022.

There are 386 full-time sworn law enforcement officers employed by Maine's 16 Sheriff's Departments. Maine State Police are reporting a total of 284 full-time sworn officers and the municipalities report a total of 1,631 full time sworn officers

**Civilian Personnel:** There are 708 Statewide full-time civilian employees reported for 2022.

There are 87 full-time civilians employed by Maine's 16 Sheriffs' Departments, Maine State Police employ 225 full time civilians, and the municipalities employ a total of 312 civilians.

AGENCY	POPULATION	Sworn Law Enforcement			Civilian Personnel		TOTAL
		M	F	Officers/1000	M	F	
Androscoggin SO	29,703	34	2	1.5	1	2	39
Auburn PD	24,122	46	1	1.9	1	5	53
Lewiston PD	36,488	72	5	2.1	6	7	90
Livermore Falls PD	3,074	4	0	1.3	0	0	4
Lisbon PD	9,660	14	2	1.7	3	3	22
Mechanic Falls PD	3,112	5	0	1.6	0	0	5
Sabattus PD	5,113	3	2	1	0	1	6
<b>Androscoggin County Total:</b>	<b>111,272</b>	<b>178</b>	<b>12</b>	<b>1.7</b>	<b>11</b>	<b>18</b>	<b>219</b>
Aroostook SO	29,262	17	1	0.6	4	3	25
Caribou PD	7,352	12	1	1.8	0	1	14
Fort Fairfield PD	3,267	4	0	1.2	0	0	4
Fort Kent PD	4,120	6	0	1.5	1	3	10
Houlton PD	6,071	9	1	1.6	1	4	15
Madawaska PD	3,846	6	0	1.6	0	1	7
Presque Isle PD	8,746	13	3	1.8	2	3	21
Ashland PD	1,184	4	0	3.4	0	0	4
Limestone PD	1,524	2	0	1.3	0	0	2
Washburn PD	1,498	2	1	2.0	0	0	3
<b>Aroostook County Total:</b>	<b>66,870</b>	<b>75</b>	<b>7</b>	<b>1.2</b>	<b>8</b>	<b>15</b>	<b>105</b>
Cumberland SO	54,820	55	7	1.1	7	5	74
Brunswick PD	21,888	32	3	1.6	6	8	49
Cape Elizabeth PD	9,535	12	0	1.3	1	0	13
Falmouth PD	12,695	18	1	1.5	5	4	28
Gorham PD	18,482	23	1	1.3	1	2	27
Portland PD	68,199	119	14	2	16	38	187
South Portland PD	27,445	39	9	1.7	3	4	55
Scarborough PD	22,913	33	4	1.6	9	8	54
Westbrook PD	20,741	35	5	1.9	1	5	46
Bridgton PD	5,640	8	0	1.4	0	1	9
Cumberland PD	8,616	10	1	1.3	1	1	13
Freeport PD	8,802	14	1	1.7	0	2	17
Yarmouth PD	9,009	12	1	1.4	0	1	14
Windham PD	19,048	25	2	1.4	0	3	30
Univ. Maine - Gorham	0	7	2	0	2	6	17
<b>Cumberland County Total:</b>	<b>307,833</b>	<b>442</b>	<b>51</b>	<b>1.6</b>	<b>52</b>	<b>88</b>	<b>633</b>
Franklin SO	11,933	15	0	1.3	0	1	16
Farmington PD	7,520	11	0	1.5	0	1	12
Jay PD	4,706	7	0	1.5	0	1	8
Wilton PD	3,913	6	0	1.5	0	0	6
Rangeley PD	1,253	2	0	1.6	0	0	2
Univ. Maine - Farmington	0	5	0	0	0	1	6
Carrabassett Valley PD	698	1	0	1.4	0	0	1

AGENCY	POPULATION	Sworn Law Enforcement			Civilian Personnel		TOTAL
		M	F	Officers/1000	M	F	
<b>Franklin County Total:</b>	<b>30,023</b>	<b>47</b>	<b>0</b>	<b>1.6</b>	<b>0</b>	<b>4</b>	<b>51</b>
Hancock SO	31,741	26	1	0.9	13	8	48
Bar Harbor PD	7,478	22	1	3.1	3	5	31
Ellsworth PD	8,676	17	1	2.1	2	2	22
Bucksport PD	5,080	9	1	2	1	3	14
Southwest Harbor PD	1,836	5	0	2.7	1	3	9
Gouldsboro PD	1,768	3	0	1.70	0	0	3
Winter Harbor PD	479	1	0	2.1	0	0	1
<b>Hancock County Total:</b>	<b>57,058</b>	<b>83</b>	<b>4</b>	<b>1.5</b>	<b>20</b>	<b>21</b>	<b>128</b>
Kennebec SO	53,875	24	1	0.5	1	2	28
Augusta PD	19,013	40	2	2.2	6	6	54
Gardiner PD	6,102	10	0	1.7	0	0	10
Hallowell PD	2,579	4	1	1.9	0	0	5
Waterville PD	15,972	23	4	1.70	1	10	38
Oakland PD	6,300	10	0	1.6	0	1	11
Monmouth PD	4,137	3	1	1	0	0	4
Winslow PD	7,970	11	1	1.5	0	1	13
Winthrop PD	6,168	9	1	1.6	1	5	16
Capitol Police	0	11	0	0	5	2	18
Fire Marshals Office	0	16	1	0	16	5	38
Clinton PD	3,380	4	0	1.2	0	0	4
<b>Kennebec County Total:</b>	<b>125,496</b>	<b>165</b>	<b>12</b>	<b>1.4</b>	<b>30</b>	<b>32</b>	<b>239</b>
Knox SO	22,714	19	0	0.8	0	2	21
Camden PD	5,326	10	1	2.1	2	0	13
Rockland PD	7,081	12	1	1.8	1	1	15
Thomaston PD	2,816	4	0	1.4	0	0	4
Rockport PD	3,719	5	1	1.6	0	0	6
<b>Knox County Total:</b>	<b>41,656</b>	<b>50</b>	<b>3</b>	<b>1.3</b>	<b>3</b>	<b>3</b>	<b>59</b>
Lincoln SO	22,939	21	1	1.0	0	2	22
Boothbay Harbor PD	2,090	4	1	2.4	0	1	6
Damariscotta PD	2,332	5	0	2.1	0	1	6
Waldoboro PD	5,314	7	0	1.3	0	0	6
Wiscasset PD	3,880	5	0	1.3	0	1	5
<b>Lincoln County Total:</b>	<b>36,555</b>	<b>42</b>	<b>2</b>	<b>1.3</b>	<b>0</b>	<b>5</b>	<b>49</b>
Oxford SO	32,495	29	0	0.9	0	2	31
Rumford PD	5,929	12	0	2.0	0	1	13
Mexico PD	2,787	4	1	1.8	0	0	5
Norway PD	5,201	7	1	1.5	0	1	9
Paris PD	5,349	6	2	1.5	0	0	8
Fryeburg PD	3,480	6	0	1.7	0	0	6
Oxford PD	4,309	8	0	1.9	0	1	9
<b>Oxford County Total:</b>	<b>59,550</b>	<b>72</b>	<b>4</b>	<b>1.3</b>	<b>0</b>	<b>5</b>	<b>81</b>
Penobscot SO	61,562	47	1	0.8	0	4	52
Bangor PD	32,078	65	10	2.3	5	9	89
Brewer PD	9,634	19	4	2.4	0	2	25
Dexter PD	3,793	6	0	1.6	0	0	6
Lincoln PD	4,846	5	2	1.4	2	0	9
Old Town PD	7,372	13	4	2.3	0	1	18

AGENCY	POPULATION	Sworn Law Enforcement			Civilian Personnel		TOTAL
		M	F	Officers/1000	M	F	
Orono PD	11,651	11	1	1.0	0	1	13
Hampden PD	7,864	9	1	1.3	0	1	11
East Millinocket PD	6,823	8	3	1.6	0	0	11
Newport PD	3,120	4	0	1.3	0	0	4
Veazie PD	1,807	4	1	2.8	0	0	5
Univ. Maine - Orono	0	10	1	0.0	8	2	21
Holden PD	3,312	7	0	2.1	0	0	7
<b>Penobscot County Total:</b>	<b>153,862</b>	<b>208</b>	<b>28</b>	<b>1.5</b>	<b>15</b>	<b>20</b>	<b>271</b>
Piscataquis SO	9,153	9	0	1.0	0	1	10
Dover-Foxcroft PD	4,537	5	0	1.1	0	0	5
Milo PD	2,381	3	0	1.3	1	0	4
Greenville PD	1,538	3	0	2.0	0	0	3
<b>Piscataquis County Total:</b>	<b>17,609</b>	<b>20</b>	<b>0</b>	<b>1.1</b>	<b>1</b>	<b>1</b>	<b>22</b>
Sagadahoc SO	13,241	18	0	1.4	0	2	20
Bath PD	8,834	16	1	1.9	1	4	22
Topsham PD	9,680	10	4	1.4	1	0	15
Richmond PD	3,585	2	0	0.6	0	0	2
Phippsburg PD	2,200	1	0	0.5	0	0	1
<b>Sagadahoc County Total:</b>	<b>37,540</b>	<b>47</b>	<b>5</b>	<b>1.4</b>	<b>2</b>	<b>6</b>	<b>60</b>
Somerset SO	31,886	21	2	0.7	0	3	26
Fairfield PD	6,507	11	1	1.8	0	0	12
Skowhegan PD	8,595	14	4	2.1	0	1	19
Pittsfield PD	3,904	2	1	0.8	0	1	4
<b>Somerset County Total:</b>	<b>50,892</b>	<b>48</b>	<b>8</b>	<b>1.1</b>	<b>0</b>	<b>5</b>	<b>61</b>
Waldo SO	29,990	23	0	0.8	14	5	42
Belfast PD	7,037	13	2	2.1	0	3	18
Searsport PD	2,663	5	0	1.9	0	0	5
Islesboro PD	589	1	0	1.7	0	0	1
<b>Waldo County Total:</b>	<b>40,279</b>	<b>42</b>	<b>2</b>	<b>1.1</b>	<b>14</b>	<b>8</b>	<b>66</b>
Washington SO	22,399	16	2	0.8	1	1	20
Calais PD	3,041	5	0	1.6	0	0	5
Eastport PD	1,282	1	0	0.8	0	0	1
Machias PD	1,834	4	0	2.2	0	0	4
Baileyville PD	1,334	4	0	3.0	0	0	4
Milbridge PD	1,358	1	0	0.7	0	0	1
<b>Washington County Total:</b>	<b>31,248</b>	<b>31</b>	<b>2</b>	<b>1.1</b>	<b>1</b>	<b>1</b>	<b>35</b>
York SO	52,625	28	2	0.6	0	3	33
Biddeford PD	22,647	46	5	2.3	10	13	74
Kittery PD	10,279	21	1	2.1	1	4	27
Old Orchard Beach PD	9,244	18	2	2.2	2	3	25
Saco PD	20,936	25	5	1.4	6	9	45
Sanford PD	22,315	34	4	1.7	0	3	41
Berwick PD	8,185	12	0	1.5	0	1	13
Eliot PD	7,162	7	1	1.1	0	1	9
Kennebunk PD	11,804	17	6	1.9	1	1	25
Kennebunkport PD	3,716	13	0	3.5	2	3	18
North Berwick PD	5,163	8	1	1.7	0	1	10
Ogunquit PD	1,603	10	0	6.2	0	1	11
South Berwick PD	7,653	10	0	1.3	0	1	11

AGENCY	POPULATION	Sworn Law Enforcement		Officers/100 0	Civilian Personnel		TOTAL
		M	F		M	F	
Wells PD	11,760	18	3	1.8	4	6	31
York PD	13,977	22	4	1.9	7	5	38
Buxton PD	8,528	8	2	1.2	4	2	16
<b>York County Total:</b>	<b>217,597</b>	<b>297</b>	<b>36</b>	<b>1.5</b>	<b>37</b>	<b>57</b>	<b>427</b>
Maine State Police	0	258	25	--	93	131	507
Maine Drug Enforcement	0	1	0	--	0	1	2
<b>Statewide Total:</b>	<b>0</b>	<b>259</b>	<b>25</b>	<b>--</b>	<b>93</b>	<b>132</b>	<b>509</b>
<b>Totals:</b>	<b>1,385,340</b>	<b>1,84</b>	<b>17</b>	<b>1.5</b>	<b>19</b>	<b>28</b>	<b>2,506</b>

## Maine - ME - NIBRS Agency Crime Overview - 2022

2022 Population Estimate	1,385,340	Offenses (*)		Arrests (**)		
		Reported	Cleared	Adult	Juvenile	
<b>Offense Overview</b>		<b>Group A Offenses</b>				
		<b>Crimes Against Persons</b>				
Offense Total	44,432	Murder and Nonnegligent Manslaughter	29	18	17	2
Number Cleared	18,044	Negligent Manslaughter	19	11	12	0
Percent Cleared	40.61 %	Kidnapping/Abduction	40	25	17	0
Group A Crimes per 100,000 population	3,207.3	Rape	412	94	45	12
		Sodomy	23	6	0	1
		Sexual Assault With An Object	5	0	0	0
		Fondling	409	149	54	15
		Incest	12	3	1	0
		Statutory Rape	63	17	8	1
<b>Arrest Overview</b>		<b>Crimes Against Property</b>				
Total Arrests	31,336	Aggravated Assault	821	573	427	47
Adult Arrests	29,495	Simple Assault	6,920	4,373	3,218	346
Juvenile Arrests	1,839	Intimidation	4,411	1,781	801	94
Unknown Age	2	Human Trafficking, Commercial Sex Acts	3	1	1	0
Arrests per 100,000 population	2,262.0	Human Trafficking, Involuntary Servitude	0	0	0	0
		<b>Crimes Against Society</b>				
		Arson	160	68	33	26
		Bribery	5	0	0	0
		Burglary/Breaking & Entering	1,595	401	313	69
		Counterfeiting/Forgery	484	136	96	3
		Destruction/Damage/Vandalism of Property	5,798	1,596	689	187
		Embezzlement	41	26	15	0
		Extortion/Blackmail	69	1	2	1
		False Pretenses/Swindle/Confidence Game	1,706	262	186	8
		Credit Card/Automated Teller Machine Fraud	559	89	28	3
		Impersonation	297	23	21	1
		Welfare Fraud	10	6	3	0
		Wire Fraud	111	4	4	0
		Identity Theft	57	2	0	0
		Hacking/Computer Invasion	7	0	0	0
		Robbery	142	73	74	11
		Pocket-picking	14	1	1	0
		Purse-snatching	35	10	7	0
		Shoplifting	3,267	1,894	1,301	86
		Theft From Building	827	148	84	6
		Theft From Coin Operated Machine or Device	10	1	1	0
		Theft From Motor Vehicle	1,761	174	85	7
		Theft of Motor Vehicle Parts/Accessories	501	20	4	1
		All Other Larceny	8,310	2,169	2,292	155
		Motor Vehicle Theft	1,025	339	175	49
		Stolen Property Offenses	123	84	84	3
		<b>Crimes Against Society</b>				
		Drug/Narcotic Violations	3,524	2,953	2,487	107
		Drug Equipment Violations	214	152	35	11
		Betting/Wagering	0	0	0	0
		Operating/Promoting/Assisting Gambling	3	2	1	0
		Gambling Equipment Violations	0	0	0	0
		Sports Tampering	0	0	0	0
		Pornography/Obscene Material	167	39	15	11
		Prostitution	27	17	16	0
		Assisting or Promoting Prostitution	10	9	8	0
		Purchasing Prostitution	2	2	2	0
		Weapon Law Violations	356	273	115	5
		Animal Cruelty	48	19	14	3
		<b>Total Group A Offenses</b>	<b>44,432</b>	<b>18,044</b>	<b>12,792</b>	<b>1,271</b>
		<b>Group B Arrests</b>				
		<b>Offense</b>	<b>Adult</b>	<b>Juvenile</b>		
		Bad Checks	51	0		
		Curfew/Loitering/Vagrancy Violations	2	4		
		Disorderly Conduct	685	70		
		Driving Under the Influence	4,491	35		
		Drunkenness	4	0		
		Family Offenses (Nonviolent)	117	0		
		Liquor Law Violations	439	193		
		Peeping Tom	0	0		
		Trespass of Real Property	1,010	59		
		All Other Offenses	9,904	207		
		<b>Total Group B</b>	<b>16,703</b>	<b>568</b>		

(\*) Offenses are counted using the FBI Units of Count for Crime

(\*\*) The 'Arrests' column shows arrests made for incidents during the selected period, regardless of arrest date. Arrest counts for the same period may change over time.

## Androscoggin SO - ME0010000 - NIBRS Agency Crime Overview - 2022

2022 Population Estimate	29,703	Offenses (*)		Arrests (**)		
		Reported	Cleared	Adult	Juvenile	
<b>Offense Overview</b>		<b>Group A Offenses</b>				
		<b>Crimes Against Persons</b>				
Offense Total	493	Murder and Nonnegligent Manslaughter	0	0	0	0
Number Cleared	192	Negligent Manslaughter	3	3	4	0
Percent Cleared	38.95 %	Kidnapping/Abduction	0	0	0	0
Group A Crimes per 100,000 population	1,659.8	Rape	8	2	1	0
		Sodomy	1	0	0	0
		Sexual Assault With An Object	1	0	0	0
		Fondling	8	1	0	1
		Incest	0	0	0	0
		Statutory Rape	0	0	0	0
<b>Arrest Overview</b>		<b>Crimes Against Property</b>				
Total Arrests	413	Aggravated Assault	13	10	9	0
Adult Arrests	383	Simple Assault	83	45	40	9
Juvenile Arrests	30	Intimidation	68	32	13	2
Unknown Age	0	Human Trafficking, Commercial Sex Acts	0	0	0	0
Arrests per 100,000 population	1,390.4	Human Trafficking, Involuntary Servitude	0	0	0	0
Average number offenses/incident	1.16					
		Arson	3	1	0	2
		Bribery	0	0	0	0
		Burglary/Breaking & Entering	24	3	1	5
		Counterfeiting/Forgery	5	2	1	0
		Destruction/Damage/Vandalism of Property	66	17	6	1
		Embezzlement	0	0	0	0
		Extortion/Blackmail	2	0	0	0
		False Pretenses/Swindle/Confidence Game	21	1	0	0
		Credit Card/Automated Teller Machine Fraud	3	1	1	0
		Impersonation	5	1	1	0
		Welfare Fraud	0	0	0	0
		Wire Fraud	0	0	0	0
		Identity Theft	0	0	0	0
		Hacking/Computer Invasion	0	0	0	0
		Robbery	0	0	0	0
		Pocket-picking	0	0	0	0
		Purse-snatching	0	0	0	0
		Shoplifting	0	0	0	0
		Theft From Building	0	0	0	0
		Theft From Coin Operated Machine or Device	0	0	0	0
		Theft From Motor Vehicle	3	0	0	0
		Theft of Motor Vehicle Parts/Accessories	0	0	0	0
		All Other Larceny	108	26	25	2
		Motor Vehicle Theft	12	4	2	0
		Stolen Property Offenses	2	2	1	0
		<b>Crimes Against Society</b>				
		Drug/Narcotic Violations	36	32	23	1
		Drug Equipment Violations	4	1	0	0
		Betting/Wagering	0	0	0	0
		Operating/Promoting/Assisting Gambling	0	0	0	0
		Gambling Equipment Violations	0	0	0	0
		Sports Tampering	0	0	0	0
		Pornography/Obscene Material	6	2	0	1
		Prostitution	0	0	0	0
		Assisting or Promoting Prostitution	0	0	0	0
		Purchasing Prostitution	0	0	0	0
		Weapon Law Violations	7	5	2	0
		Animal Cruelty	1	1	1	0
		<b>Total Group A Offenses</b>	<b>493</b>	<b>192</b>	<b>131</b>	<b>24</b>
		<b>Group B Arrests</b>				
		<b>Offense</b>	<b>Adult</b>	<b>Juvenile</b>		
		Bad Checks	1	0		
		Curfew/Loitering/Vagrancy Violations	0	0		
		Disorderly Conduct	11	0		
		Driving Under the Influence	94	2		
		Drunkenness	0	0		
		Family Offenses (Nonviolent)	0	0		
		Liquor Law Violations	2	0		
		Peeping Tom	0	0		
		Trespass of Real Property	9	2		
		All Other Offenses	135	2		
		<b>Total Group B</b>	<b>252</b>	<b>6</b>		

(\*) Offenses are counted using the FBI Units of Count for Crime

(\*\*) The 'Arrests' column shows arrests made for incidents during the selected period, regardless of arrest date. Arrest counts for the same period may change over time.

## Aroostook SO - ME0020000 - NIBRS Agency Crime Overview - 2022

2022 Population Estimate	29,262	Offenses (*)		Arrests (**)		
		Reported	Cleared	Adult	Juvenile	
<b>Offense Overview</b>		<b>Group A Offenses</b>				
		<b>Crimes Against Persons</b>				
Offense Total	329	Murder and Nonnegligent Manslaughter	0	0	0	0
Number Cleared	188	Negligent Manslaughter	0	0	0	0
Percent Cleared	57.14 %	Kidnapping/Abduction	0	0	0	0
Group A Crimes per 100,000 population	1,124.3	Rape	3	2	2	0
		Sodomy	0	0	0	0
		Sexual Assault With An Object	0	0	0	0
		Fondling	6	4	2	0
		Incest	0	0	0	0
		Statutory Rape	0	0	0	0
<b>Arrest Overview</b>		Aggravated Assault	13	13	8	1
Total Arrests	299	Simple Assault	58	49	44	1
Adult Arrests	288	Intimidation	61	33	19	1
Juvenile Arrests	11	Human Trafficking, Commercial Sex Acts	0	0	0	0
Unknown Age	0	Human Trafficking, Involuntary Servitude	0	0	0	0
Arrests per 100,000 population	1,021.8	<b>Crimes Against Property</b>				
		Arson	0	0	0	0
		Bribery	0	0	0	0
		Burglary/Breaking & Entering	38	12	11	3
		Counterfeiting/Forgery	4	4	4	0
		Destruction/Damage/Vandalism of Property	33	17	9	0
		Embezzlement	0	0	0	0
		Extortion/Blackmail	0	0	0	0
		False Pretenses/Swindle/Confidence Game	6	3	3	0
		Credit Card/Automated Teller Machine Fraud	1	0	0	0
		Impersonation	1	0	0	0
		Welfare Fraud	0	0	0	0
		Wire Fraud	1	1	0	0
		Identity Theft	0	0	0	0
		Hacking/Computer Invasion	0	0	0	0
		Robbery	1	0	3	0
		Pocket-picking	0	0	0	0
		Purse-snatching	0	0	0	0
		Shoplifting	1	1	0	0
		Theft From Building	0	0	0	0
		Theft From Coin Operated Machine or Device	0	0	0	0
		Theft From Motor Vehicle	0	0	0	0
		Theft of Motor Vehicle Parts/Accessories	0	0	0	0
		All Other Larceny	63	15	13	0
		Motor Vehicle Theft	7	4	3	0
		Stolen Property Offenses	4	4	7	0
		<b>Crimes Against Society</b>				
		Drug/Narcotic Violations	20	19	17	0
		Drug Equipment Violations	0	0	0	0
		Betting/Wagering	0	0	0	0
		Operating/Promoting/Assisting Gambling	0	0	0	0
		Gambling Equipment Violations	0	0	0	0
		Sports Tampering	0	0	0	0
		Pornography/Obscene Material	0	0	0	0
		Prostitution	0	0	0	0
		Assisting or Promoting Prostitution	0	0	0	0
		Purchasing Prostitution	0	0	0	0
		Weapon Law Violations	6	6	1	0
		Animal Cruelty	2	1	0	1
		<b>Total Group A Offenses</b>	<b>329</b>	<b>188</b>	<b>146</b>	<b>7</b>
<b>Group B Arrests</b>						
<b>Offense</b>	<b>Adult</b>	<b>Juvenile</b>				
Bad Checks	1	0				
Curfew/Loitering/Vagrancy Violations	0	0				
Disorderly Conduct	2	0				
Driving Under the Influence	15	0				
Drunkenness	0	0				
Family Offenses (Nonviolent)	3	0				
Liquor Law Violations	2	0				
Peeping Tom	0	0				
Trespass of Real Property	8	2				
All Other Offenses	111	2				
<b>Total Group B</b>	<b>142</b>	<b>4</b>				

(\*) Offenses are counted using the FBI Units of Count for Crime

(\*\*) The 'Arrests' column shows arrests made for incidents during the selected period, regardless of arrest date. Arrest counts for the same period may change over time.



## Ashland PD - ME0020800 - NIBRS Agency Crime Overview - 2022

2022 Population Estimate	1,184	Offenses (*)		Arrests (**)		
		Reported	Cleared	Adult	Juvenile	
<b>Offense Overview</b>		<b>Group A Offenses</b>				
		<b>Crimes Against Persons</b>				
Offense Total	16	Murder and Nonnegligent Manslaughter	0	0	0	0
Number Cleared	13	Negligent Manslaughter	0	0	0	0
Percent Cleared	81.25 %	Kidnapping/Abduction	0	0	0	0
Group A Crimes per 100,000 population	1,351.4	Rape	0	0	0	0
		Sodomy	0	0	0	0
		Sexual Assault With An Object	0	0	0	0
		Fondling	1	1	1	0
		Incest	0	0	0	0
		Statutory Rape	0	0	0	0
<b>Arrest Overview</b>		Aggravated Assault	2	2	2	0
Total Arrests	25	Simple Assault	4	4	3	1
Adult Arrests	23	Intimidation	2	1	1	0
Juvenile Arrests	2	Human Trafficking, Commercial Sex Acts	0	0	0	0
Unknown Age	0	Human Trafficking, Involuntary Servitude	0	0	0	0
Arrests per 100,000 population	2,111.5	<b>Crimes Against Property</b>				
		Arson	0	0	0	0
		Bribery	0	0	0	0
		Burglary/Breaking & Entering	1	1	1	0
		Counterfeiting/Forgery	0	0	0	0
		Destruction/Damage/Vandalism of Property	1	1	1	0
		Embezzlement	0	0	0	0
		Extortion/Blackmail	0	0	0	0
		False Pretenses/Swindle/Confidence Game	1	1	1	0
		Credit Card/Automated Teller Machine Fraud	0	0	0	0
		Impersonation	0	0	0	0
		Welfare Fraud	0	0	0	0
		Wire Fraud	0	0	0	0
		Identity Theft	0	0	0	0
		Hacking/Computer Invasion	0	0	0	0
		Robbery	0	0	0	0
		Pocket-picking	0	0	0	0
		Purse-snatching	0	0	0	0
		Shoplifting	0	0	0	0
		Theft From Building	0	0	0	0
		Theft From Coin Operated Machine or Device	0	0	0	0
		Theft From Motor Vehicle	0	0	0	0
		Theft of Motor Vehicle Parts/Accessories	0	0	0	0
		All Other Larceny	2	0	0	0
		Motor Vehicle Theft	0	0	0	0
		Stolen Property Offenses	0	0	0	0
		<b>Crimes Against Society</b>				
		Drug/Narcotic Violations	2	2	1	0
		Drug Equipment Violations	0	0	0	0
		Betting/Wagering	0	0	0	0
		Operating/Promoting/Assisting Gambling	0	0	0	0
		Gambling Equipment Violations	0	0	0	0
		Sports Tampering	0	0	0	0
		Pornography/Obscene Material	0	0	0	0
		Prostitution	0	0	0	0
		Assisting or Promoting Prostitution	0	0	0	0
		Purchasing Prostitution	0	0	0	0
		Weapon Law Violations	0	0	0	0
		Animal Cruelty	0	0	0	0
		<b>Total Group A Offenses</b>	<b>16</b>	<b>13</b>	<b>11</b>	<b>1</b>
<b>Group B Arrests</b>						
<b>Offense</b>	<b>Adult</b>	<b>Juvenile</b>				
Bad Checks	1	0				
Curfew/Loitering/Vagrancy Violations	0	0				
Disorderly Conduct	0	0				
Driving Under the Influence	2	0				
Drunkenness	0	0				
Family Offenses (Nonviolent)	0	0				
Liquor Law Violations	0	0				
Peeping Tom	0	0				
Trespass of Real Property	1	0				
All Other Offenses	8	1				
<b>Total Group B</b>	<b>12</b>	<b>1</b>				

(\*) Offenses are counted using the FBI Units of Count for Crime

(\*\*) The 'Arrests' column shows arrests made for incidents during the selected period, regardless of arrest date. Arrest counts for the same period may change over time.

**Auburn PD - ME0010100 - NIBRS Agency Crime Overview - 2022**

2022 Population Estimate	24,122	Offenses (*)		Arrests (**)		
		Reported	Cleared	Adult	Juvenile	
<b>Offense Overview</b>		<b>Group A Offenses</b>				
		<b>Crimes Against Persons</b>				
Offense Total	1,340	Murder and Nonnegligent Manslaughter	2	0	0	0
Number Cleared	625	Negligent Manslaughter	0	0	0	0
Percent Cleared	46.64 %	Kidnapping/Abduction	2	1	2	0
Group A Crimes per 100,000 population	5,555.1	Rape	10	4	0	0
		Sodomy	0	0	0	0
		Sexual Assault With An Object	0	0	0	0
		Fondling	6	1	1	0
		Incest	0	0	0	0
		Statutory Rape	0	0	0	0
<b>Arrest Overview</b>		Aggravated Assault	24	17	11	6
Total Arrests	948	Simple Assault	146	118	81	14
Adult Arrests	888	Intimidation	63	33	17	6
Juvenile Arrests	60	Human Trafficking, Commercial Sex Acts	2	1	1	0
Unknown Age	0	Human Trafficking, Involuntary Servitude	0	0	0	0
Arrests per 100,000 population	3,930.0	<b>Crimes Against Property</b>				
		Arson	3	2	0	0
		Bribery	0	0	0	0
		Burglary/Breaking & Entering	31	8	6	2
		Counterfeiting/Forgery	14	5	4	0
		Destruction/Damage/Vandalism of Property	181	39	18	4
		Embezzlement	0	0	0	0
		Extortion/Blackmail	0	0	0	0
		False Pretenses/Swindle/Confidence Game	44	8	7	0
		Credit Card/Automated Teller Machine Fraud	20	4	2	0
		Impersonation	10	3	4	0
		Welfare Fraud	0	0	0	0
		Wire Fraud	2	0	0	0
		Identity Theft	1	0	0	0
		Hacking/Computer Invasion	0	0	0	0
		Robbery	5	0	0	0
		Pocket-picking	0	0	0	0
		Purse-snatching	0	0	0	0
		Shoplifting	307	173	162	13
		Theft From Building	31	4	3	0
		Theft From Coin Operated Machine or Device	1	0	0	0
		Theft From Motor Vehicle	39	8	5	0
		Theft of Motor Vehicle Parts/Accessories	39	1	1	0
		All Other Larceny	163	49	30	2
		Motor Vehicle Theft	26	8	1	0
		Stolen Property Offenses	5	0	1	0
		<b>Crimes Against Society</b>				
		Drug/Narcotic Violations	142	127	103	0
		Drug Equipment Violations	0	0	0	0
		Betting/Wagering	0	0	0	0
		Operating/Promoting/Assisting Gambling	0	0	0	0
		Gambling Equipment Violations	0	0	0	0
		Sports Tampering	0	0	0	0
		Pornography/Obscene Material	4	0	0	0
		Prostitution	0	0	0	0
		Assisting or Promoting Prostitution	0	0	0	0
		Purchasing Prostitution	0	0	0	0
		Weapon Law Violations	16	11	3	0
		Animal Cruelty	1	0	0	0
		<b>Total Group A Offenses</b>	<b>1,340</b>	<b>625</b>	<b>463</b>	<b>47</b>
<b>Group B Arrests</b>						
<b>Offense</b>	<b>Adult</b>	<b>Juvenile</b>				
Bad Checks	0	0				
Curfew/Loitering/Vagrancy Violations	0	0				
Disorderly Conduct	8	1				
Driving Under the Influence	58	1				
Drunkenness	0	0				
Family Offenses (Nonviolent)	7	0				
Liquor Law Violations	12	1				
Peeping Tom	0	0				
Trespass of Real Property	37	0				
All Other Offenses	303	10				
<b>Total Group B</b>	<b>425</b>	<b>13</b>				

(\*) Offenses are counted using the FBI Units of Count for Crime

(\*\*) The 'Arrests' column shows arrests made for incidents during the selected period, regardless of arrest date. Arrest counts for the same period may change over time.

**Augusta PD - ME0060100 - NIBRS Agency Crime Overview - 2022**

2022 Population Estimate	19,013	Offenses (*)		Arrests (**)		
		Reported	Cleared	Adult	Juvenile	
<b>Offense Overview</b>		<b>Group A Offenses</b>				
		<b>Crimes Against Persons</b>				
Offense Total	2,033	Murder and Nonnegligent Manslaughter	0	0	0	0
Number Cleared	720	Negligent Manslaughter	0	0	0	0
Percent Cleared	35.42 %	Kidnapping/Abduction	0	0	0	0
Group A Crimes per 100,000 population	10,692.7	Rape	16	7	0	0
		Sodomy	0	0	0	0
		Sexual Assault With An Object	0	0	0	0
		Fondling	13	5	0	0
		Incest	2	0	0	0
		Statutory Rape	3	2	0	0
<b>Arrest Overview</b>		<b>Crimes Against Property</b>				
Total Arrests	839	Aggravated Assault	67	38	14	0
Adult Arrests	770	Simple Assault	388	183	109	10
Juvenile Arrests	69	Intimidation	143	28	18	2
Unknown Age	0	Human Trafficking, Commercial Sex Acts	0	0	0	0
Arrests per 100,000 population	4,412.8	Human Trafficking, Involuntary Servitude	0	0	0	0
		<b>Crimes Against Society</b>				
		Arson	1	0	0	0
		Bribery	0	0	0	0
		Burglary/Breaking & Entering	49	9	5	1
		Counterfeiting/Forgery	21	7	0	0
		Destruction/Damage/Vandalism of Property	300	62	21	5
		Embezzlement	5	5	4	0
		Extortion/Blackmail	4	0	0	0
		False Pretenses/Swindle/Confidence Game	75	12	7	0
		Credit Card/Automated Teller Machine Fraud	48	14	1	1
		Impersonation	1	0	0	0
		Welfare Fraud	1	1	0	0
		Wire Fraud	1	0	0	0
		Identity Theft	2	0	0	0
		Hacking/Computer Invasion	0	0	0	0
		Robbery	5	4	3	1
		Pocket-picking	0	0	0	0
		Purse-snatching	0	0	0	0
		Shoplifting	247	124	107	9
		Theft From Building	161	20	10	1
		Theft From Coin Operated Machine or Device	0	0	1	0
		Theft From Motor Vehicle	99	29	4	0
		Theft of Motor Vehicle Parts/Accessories	34	2	0	0
		All Other Larceny	121	25	16	1
		Motor Vehicle Theft	60	21	6	9
		Stolen Property Offenses	3	3	0	0
		<b>Crimes Against Society</b>				
		Drug/Narcotic Violations	85	67	33	6
		Drug Equipment Violations	51	40	0	0
		Betting/Wagering	0	0	0	0
		Operating/Promoting/Assisting Gambling	0	0	0	0
		Gambling Equipment Violations	0	0	0	0
		Sports Tampering	0	0	0	0
		Pornography/Obscene Material	10	0	0	0
		Prostitution	4	2	1	0
		Assisting or Promoting Prostitution	0	0	0	0
		Purchasing Prostitution	0	0	0	0
		Weapon Law Violations	13	10	3	0
		Animal Cruelty	0	0	0	0
		<b>Total Group A Offenses</b>	<b>2,033</b>	<b>720</b>	<b>363</b>	<b>46</b>
<b>Group B Arrests</b>						
<b>Offense</b>	<b>Adult</b>	<b>Juvenile</b>				
Bad Checks	0	0				
Curfew/Loitering/Vagrancy Violations	0	0				
Disorderly Conduct	28	1				
Driving Under the Influence	106	0				
Drunkenness	0	0				
Family Offenses (Nonviolent)	11	0				
Liquor Law Violations	26	13				
Peeping Tom	0	0				
Trespass of Real Property	26	0				
All Other Offenses	210	9				
<b>Total Group B</b>	<b>407</b>	<b>23</b>				

(\*) Offenses are counted using the FBI Units of Count for Crime

(\*\*) The 'Arrests' column shows arrests made for incidents during the selected period, regardless of arrest date. Arrest counts for the same period may change over time.

## Bangor PD - ME0100100 - NIBRS Agency Crime Overview - 2022

2022 Population Estimate	32,078	Offenses (*)		Arrests (**)		
		Reported	Cleared	Adult	Juvenile	
<b>Offense Overview</b>		<b>Group A Offenses</b>				
		<b>Crimes Against Persons</b>				
Offense Total	3,276	Murder and Nonnegligent Manslaughter	0	0	0	0
Number Cleared	1,211	Negligent Manslaughter	0	0	0	0
Percent Cleared	36.97 %	Kidnapping/Abduction	2	2	3	0
Group A Crimes per 100,000 population	10,212.6	Rape	5	2	1	1
		Sodomy	2	0	0	0
		Sexual Assault With An Object	0	0	0	0
		Fondling	10	7	4	2
		Incest	0	0	0	0
		Statutory Rape	2	1	0	0
<b>Arrest Overview</b>		<b>Crimes Against Property</b>				
Total Arrests	1,687	Aggravated Assault	26	18	15	2
Adult Arrests	1,638	Simple Assault	551	297	227	23
Juvenile Arrests	49	Intimidation	393	72	47	1
Unknown Age	0	Human Trafficking, Commercial Sex Acts	0	0	0	0
Arrests per 100,000 population	5,259.1	Human Trafficking, Involuntary Servitude	0	0	0	0
		<b>Crimes Against Society</b>				
		Arson	8	4	3	2
		Bribery	0	0	0	0
		Burglary/Breaking & Entering	102	29	21	1
		Counterfeiting/Forgery	10	3	3	0
		Destruction/Damage/Vandalism of Property	372	99	59	7
		Embezzlement	0	0	0	0
		Extortion/Blackmail	0	0	1	0
		False Pretenses/Swindle/Confidence Game	69	7	3	0
		Credit Card/Automated Teller Machine Fraud	15	6	7	0
		Impersonation	3	1	2	0
		Welfare Fraud	0	0	1	0
		Wire Fraud	0	0	2	0
		Identity Theft	0	0	0	0
		Hacking/Computer Invasion	0	0	0	0
		Robbery	20	9	9	0
		Pocket-picking	3	1	0	0
		Purse-snatching	8	1	0	0
		Shoplifting	535	290	0	0
		Theft From Building	11	0	0	0
		Theft From Coin Operated Machine or Device	1	0	0	0
		Theft From Motor Vehicle	123	7	4	0
		Theft of Motor Vehicle Parts/Accessories	17	2	0	0
		All Other Larceny	729	124	401	8
		Motor Vehicle Theft	33	12	6	0
		Stolen Property Offenses	4	4	11	0
		<b>Crimes Against Society</b>				
		Drug/Narcotic Violations	201	199	193	0
		Drug Equipment Violations	0	0	0	0
		Betting/Wagering	0	0	0	0
		Operating/Promoting/Assisting Gambling	0	0	0	0
		Gambling Equipment Violations	0	0	0	0
		Sports Tampering	0	0	0	0
		Pornography/Obscene Material	6	0	0	0
		Prostitution	0	0	0	0
		Assisting or Promoting Prostitution	0	0	0	0
		Purchasing Prostitution	0	0	0	0
		Weapon Law Violations	15	14	6	0
		Animal Cruelty	0	0	0	0
		<b>Total Group A Offenses</b>	<b>3,276</b>	<b>1,211</b>	<b>1,029</b>	<b>47</b>
<b>Group B Arrests</b>						
<b>Offense</b>	<b>Adult</b>	<b>Juvenile</b>				
Bad Checks	3	0				
Curfew/Loitering/Vagrancy Violations	0	0				
Disorderly Conduct	89	1				
Driving Under the Influence	113	0				
Drunkenness	0	0				
Family Offenses (Nonviolent)	3	0				
Liquor Law Violations	1	0				
Peeping Tom	0	0				
Trespass of Real Property	170	0				
All Other Offenses	230	1				
<b>Total Group B</b>	<b>609</b>	<b>2</b>				

(\*) Offenses are counted using the FBI Units of Count for Crime

(\*\*) The 'Arrests' column shows arrests made for incidents during the selected period, regardless of arrest date. Arrest counts for the same period may change over time.

**Bar Harbor PD - ME0050100 - NIBRS Agency Crime Overview - 2022**

2022 Population Estimate	7,478	Offenses (*)		Arrests (**)		
		Reported	Cleared	Adult	Juvenile	
<b>Offense Overview</b>		<b>Group A Offenses</b>				
		<b>Crimes Against Persons</b>				
Offense Total	112	Murder and Nonnegligent Manslaughter	0	0	0	0
Number Cleared	58	Negligent Manslaughter	0	0	0	0
Percent Cleared	51.79 %	Kidnapping/Abduction	0	0	0	0
Group A Crimes per 100,000 population	1,497.7	Rape	0	0	0	0
		Sodomy	0	0	0	0
		Sexual Assault With An Object	0	0	0	0
		Fondling	1	1	1	0
		Incest	0	0	0	0
		Statutory Rape	0	0	0	0
<b>Arrest Overview</b>		Aggravated Assault	3	2	2	0
Total Arrests	124	Simple Assault	22	18	16	1
Adult Arrests	117	Intimidation	13	10	3	1
Juvenile Arrests	7	Human Trafficking, Commercial Sex Acts	0	0	0	0
Unknown Age	0	Human Trafficking, Involuntary Servitude	0	0	0	0
Arrests per 100,000 population	1,658.2	<b>Crimes Against Property</b>				
		Arson	0	0	0	0
		Bribery	0	0	0	0
		Burglary/Breaking & Entering	2	0	0	0
		Counterfeiting/Forgery	0	0	0	0
		Destruction/Damage/Vandalism of Property	12	6	3	0
		Embezzlement	0	0	0	0
		Extortion/Blackmail	0	0	0	0
		False Pretenses/Swindle/Confidence Game	4	1	0	0
		Credit Card/Automated Teller Machine Fraud	0	0	0	0
		Impersonation	0	0	0	0
		Welfare Fraud	0	0	0	0
		Wire Fraud	0	0	0	0
		Identity Theft	0	0	0	0
		Hacking/Computer Invasion	0	0	0	0
		Robbery	0	0	0	0
		Pocket-picking	0	0	0	0
		Purse-snatching	0	0	0	0
		Shoplifting	0	0	0	0
		Theft From Building	5	2	0	0
		Theft From Coin Operated Machine or Device	0	0	0	0
		Theft From Motor Vehicle	0	0	0	0
		Theft of Motor Vehicle Parts/Accessories	0	0	0	0
		All Other Larceny	30	9	8	1
		Motor Vehicle Theft	2	1	1	0
		Stolen Property Offenses	0	0	0	0
		<b>Crimes Against Society</b>				
		Drug/Narcotic Violations	11	7	6	3
		Drug Equipment Violations	0	0	0	0
		Betting/Wagering	0	0	0	0
		Operating/Promoting/Assisting Gambling	0	0	0	0
		Gambling Equipment Violations	0	0	0	0
		Sports Tampering	0	0	0	0
		Pornography/Obscene Material	7	1	1	0
		Prostitution	0	0	0	0
		Assisting or Promoting Prostitution	0	0	0	0
		Purchasing Prostitution	0	0	0	0
		Weapon Law Violations	0	0	0	0
		Animal Cruelty	0	0	0	0
		<b>Total Group A Offenses</b>	<b>112</b>	<b>58</b>	<b>41</b>	<b>6</b>
<b>Group B Arrests</b>						
<b>Offense</b>	<b>Adult</b>	<b>Juvenile</b>				
Bad Checks	0	0				
Curfew/Loitering/Vagrancy Violations	0	0				
Disorderly Conduct	3	0				
Driving Under the Influence	45	0				
Drunkenness	0	0				
Family Offenses (Nonviolent)	0	0				
Liquor Law Violations	4	1				
Peeping Tom	0	0				
Trespass of Real Property	2	0				
All Other Offenses	22	0				
<b>Total Group B</b>	<b>76</b>	<b>1</b>				

(\*) Offenses are counted using the FBI Units of Count for Crime

(\*\*) The 'Arrests' column shows arrests made for incidents during the selected period, regardless of arrest date. Arrest counts for the same period may change over time.

## Bath PD - ME0120100 - NIBRS Agency Crime Overview - 2022

2022 Population Estimate	8,834	Offenses (*)		Arrests (**)		
		Reported	Cleared	Adult	Juvenile	
<b>Offense Overview</b>		<b>Group A Offenses</b>				
		<b>Crimes Against Persons</b>				
Offense Total	271	Murder and Nonnegligent Manslaughter	1	0	0	0
Number Cleared	90	Negligent Manslaughter	0	0	0	0
Percent Cleared	33.21 %	Kidnapping/Abduction	1	1	1	0
Group A Crimes per 100,000 population	3,067.7	Rape	0	0	0	0
		Sodomy	0	0	0	0
		Sexual Assault With An Object	0	0	0	0
		Fondling	1	1	0	0
		Incest	0	0	0	0
		Statutory Rape	0	0	0	0
<b>Arrest Overview</b>		Aggravated Assault	2	1	1	0
Total Arrests	159	Simple Assault	48	30	27	1
Adult Arrests	144	Intimidation	44	22	16	1
Juvenile Arrests	15	Human Trafficking, Commercial Sex Acts	0	0	0	0
Unknown Age	0	Human Trafficking, Involuntary Servitude	0	0	0	0
Arrests per 100,000 population	1,799.9	<b>Crimes Against Property</b>				
		Arson	0	0	0	0
		Bribery	0	0	0	0
		Burglary/Breaking & Entering	4	2	4	0
		Counterfeiting/Forgery	1	0	0	0
		Destruction/Damage/Vandalism of Property	51	9	5	0
		Embezzlement	0	0	0	0
		Extortion/Blackmail	0	0	0	0
		False Pretenses/Swindle/Confidence Game	37	3	2	0
		Credit Card/Automated Teller Machine Fraud	0	0	0	0
		Impersonation	0	0	0	0
		Welfare Fraud	0	0	0	0
		Wire Fraud	0	0	0	0
		Identity Theft	0	0	0	0
		Hacking/Computer Invasion	0	0	0	0
		Robbery	0	0	0	0
		Pocket-picking	0	0	0	0
		Purse-snatching	1	1	0	0
		Shoplifting	21	10	0	0
		Theft From Building	16	2	1	0
		Theft From Coin Operated Machine or Device	1	0	0	0
		Theft From Motor Vehicle	16	0	0	0
		Theft of Motor Vehicle Parts/Accessories	2	0	0	0
		All Other Larceny	16	0	12	2
		Motor Vehicle Theft	0	0	0	0
		Stolen Property Offenses	0	0	0	0
		<b>Crimes Against Society</b>				
		Drug/Narcotic Violations	7	7	5	1
		Drug Equipment Violations	0	0	0	0
		Betting/Wagering	0	0	0	0
		Operating/Promoting/Assisting Gambling	0	0	0	0
		Gambling Equipment Violations	0	0	0	0
		Sports Tampering	0	0	0	0
		Pornography/Obscene Material	0	0	0	0
		Prostitution	0	0	0	0
		Assisting or Promoting Prostitution	0	0	0	0
		Purchasing Prostitution	0	0	0	0
		Weapon Law Violations	1	1	0	0
		Animal Cruelty	0	0	0	0
		<b>Total Group A Offenses</b>	<b>271</b>	<b>90</b>	<b>74</b>	<b>5</b>
<b>Group B Arrests</b>						
<b>Offense</b>	<b>Adult</b>	<b>Juvenile</b>				
Bad Checks	0	0				
Curfew/Loitering/Vagrancy Violations	0	0				
Disorderly Conduct	7	0				
Driving Under the Influence	28	1				
Drunkenness	0	0				
Family Offenses (Nonviolent)	1	0				
Liquor Law Violations	0	4				
Peeping Tom	0	0				
Trespass of Real Property	4	2				
All Other Offenses	30	3				
<b>Total Group B</b>	<b>70</b>	<b>10</b>				

(\*) Offenses are counted using the FBI Units of Count for Crime

(\*\*) The 'Arrests' column shows arrests made for incidents during the selected period, regardless of arrest date. Arrest counts for the same period may change over time.

## Belfast PD - ME0140100 - NIBRS Agency Crime Overview - 2022

2022 Population Estimate	7,037	Offenses (*)		Arrests (**)		
		Reported	Cleared	Adult	Juvenile	
<b>Offense Overview</b>		<b>Group A Offenses</b>				
		<b>Crimes Against Persons</b>				
Offense Total	75	Murder and Nonnegligent Manslaughter	0	0	0	0
Number Cleared	41	Negligent Manslaughter	0	0	0	0
Percent Cleared	54.67 %	Kidnapping/Abduction	0	0	0	0
Group A Crimes per 100,000 population	1,065.8	Rape	0	0	0	0
		Sodomy	0	0	0	0
		Sexual Assault With An Object	0	0	0	0
		Fondling	1	1	0	0
		Incest	0	0	0	0
		Statutory Rape	0	0	0	0
<b>Arrest Overview</b>		Aggravated Assault	1	1	0	0
Total Arrests	73	Simple Assault	12	8	10	0
Adult Arrests	69	Intimidation	2	2	1	1
Juvenile Arrests	4	Human Trafficking, Commercial Sex Acts	0	0	0	0
Unknown Age	0	Human Trafficking, Involuntary Servitude	0	0	0	0
Arrests per 100,000 population	1,037.4	<b>Crimes Against Property</b>				
		Arson	0	0	0	0
		Bribery	0	0	0	0
		Burglary/Breaking & Entering	2	1	1	0
		Counterfeiting/Forgery	0	0	1	0
		Destruction/Damage/Vandalism of Property	0	0	0	0
		Embezzlement	0	0	0	0
		Extortion/Blackmail	0	0	0	0
		False Pretenses/Swindle/Confidence Game	1	0	0	0
		Credit Card/Automated Teller Machine Fraud	0	0	0	0
		Impersonation	0	0	0	0
		Welfare Fraud	0	0	0	0
		Wire Fraud	0	0	0	0
		Identity Theft	0	0	0	0
		Hacking/Computer Invasion	0	0	0	0
		Robbery	0	0	0	0
		Pocket-picking	0	0	0	0
		Purse-snatching	0	0	0	0
		Shoplifting	9	3	0	0
		Theft From Building	0	0	0	0
		Theft From Coin Operated Machine or Device	0	0	0	0
		Theft From Motor Vehicle	0	0	0	0
		Theft of Motor Vehicle Parts/Accessories	0	0	0	0
		All Other Larceny	33	12	12	2
		Motor Vehicle Theft	1	1	0	0
		Stolen Property Offenses	0	0	0	0
		<b>Crimes Against Society</b>				
		Drug/Narcotic Violations	13	12	10	0
		Drug Equipment Violations	0	0	0	0
		Betting/Wagering	0	0	0	0
		Operating/Promoting/Assisting Gambling	0	0	0	0
		Gambling Equipment Violations	0	0	0	0
		Sports Tampering	0	0	0	0
		Pornography/Obscene Material	0	0	0	0
		Prostitution	0	0	0	0
		Assisting or Promoting Prostitution	0	0	0	0
		Purchasing Prostitution	0	0	0	0
		Weapon Law Violations	0	0	0	0
		Animal Cruelty	0	0	0	0
		<b>Total Group A Offenses</b>	<b>75</b>	<b>41</b>	<b>35</b>	<b>3</b>
<b>Group B Arrests</b>						
<b>Offense</b>	<b>Adult</b>	<b>Juvenile</b>				
Bad Checks	0	0				
Curfew/Loitering/Vagrancy Violations	0	0				
Disorderly Conduct	9	0				
Driving Under the Influence	20	0				
Drunkenness	0	0				
Family Offenses (Nonviolent)	0	0				
Liquor Law Violations	0	0				
Peeping Tom	0	0				
Trespass of Real Property	0	0				
All Other Offenses	5	1				
<b>Total Group B</b>	<b>34</b>	<b>1</b>				

(\*) Offenses are counted using the FBI Units of Count for Crime

(\*\*) The 'Arrests' column shows arrests made for incidents during the selected period, regardless of arrest date. Arrest counts for the same period may change over time.

## Berwick PD - ME0160600 - NIBRS Agency Crime Overview - 2022

2022 Population Estimate	8,185	Offenses (*)		Arrests (**)		
		Reported	Cleared	Adult	Juvenile	
<b>Offense Overview</b>		<b>Group A Offenses</b>				
		<b>Crimes Against Persons</b>				
Offense Total	190	Murder and Nonnegligent Manslaughter	0	0	0	0
Number Cleared	69	Negligent Manslaughter	0	0	0	0
Percent Cleared	36.32 %	Kidnapping/Abduction	0	0	0	0
Group A Crimes per 100,000 population	2,321.3	Rape	3	3	0	1
		Sodomy	1	1	0	0
		Sexual Assault With An Object	0	0	0	0
		Fondling	1	1	0	0
		Incest	1	0	0	0
		Statutory Rape	2	1	1	0
<b>Arrest Overview</b>		Aggravated Assault	4	2	2	0
Total Arrests	86	Simple Assault	22	20	7	0
Adult Arrests	83	Intimidation	8	7	3	0
Juvenile Arrests	3	Human Trafficking, Commercial Sex Acts	0	0	0	0
Unknown Age	0	Human Trafficking, Involuntary Servitude	0	0	0	0
Arrests per 100,000 population	1,050.7	<b>Crimes Against Property</b>				
		Arson	0	0	0	0
		Bribery	0	0	0	0
		Burglary/Breaking & Entering	9	3	0	1
		Counterfeiting/Forgery	3	0	0	0
		Destruction/Damage/Vandalism of Property	50	14	2	0
		Embezzlement	0	0	0	0
		Extortion/Blackmail	1	0	0	0
		False Pretenses/Swindle/Confidence Game	10	1	0	0
		Credit Card/Automated Teller Machine Fraud	3	0	0	0
		Impersonation	0	0	0	0
		Welfare Fraud	0	0	0	0
		Wire Fraud	0	0	0	0
		Identity Theft	0	0	0	0
		Hacking/Computer Invasion	0	0	0	0
		Robbery	0	0	0	0
		Pocket-picking	0	0	0	0
		Purse-snatching	0	0	0	0
		Shoplifting	0	0	0	0
		Theft From Building	0	0	0	0
		Theft From Coin Operated Machine or Device	0	0	0	0
		Theft From Motor Vehicle	8	0	0	0
		Theft of Motor Vehicle Parts/Accessories	2	0	0	0
		All Other Larceny	48	7	3	0
		Motor Vehicle Theft	2	1	0	1
		Stolen Property Offenses	0	0	0	0
		<b>Crimes Against Society</b>				
		Drug/Narcotic Violations	10	7	7	0
		Drug Equipment Violations	0	0	0	0
		Betting/Wagering	0	0	0	0
		Operating/Promoting/Assisting Gambling	0	0	0	0
		Gambling Equipment Violations	0	0	0	0
		Sports Tampering	0	0	0	0
		Pornography/Obscene Material	2	1	0	0
		Prostitution	0	0	0	0
		Assisting or Promoting Prostitution	0	0	0	0
		Purchasing Prostitution	0	0	0	0
		Weapon Law Violations	0	0	0	0
		Animal Cruelty	0	0	0	0
		<b>Total Group A Offenses</b>	<b>190</b>	<b>69</b>	<b>25</b>	<b>3</b>
<b>Group B Arrests</b>						
<b>Offense</b>	<b>Adult</b>	<b>Juvenile</b>				
Bad Checks	0	0				
Curfew/Loitering/Vagrancy Violations	0	0				
Disorderly Conduct	3	0				
Driving Under the Influence	5	0				
Drunkenness	0	0				
Family Offenses (Nonviolent)	0	0				
Liquor Law Violations	0	0				
Peeping Tom	0	0				
Trespass of Real Property	4	0				
All Other Offenses	46	0				
<b>Total Group B</b>	<b>58</b>	<b>0</b>				

(\*) Offenses are counted using the FBI Units of Count for Crime

(\*\*) The 'Arrests' column shows arrests made for incidents during the selected period, regardless of arrest date. Arrest counts for the same period may change over time.



## Biddeford PD - ME0160100 - NIBRS Agency Crime Overview - 2022

2022 Population Estimate	22,647	Offenses (*)		Arrests (**)		
		Reported	Cleared	Adult	Juvenile	
<b>Offense Overview</b>		<b>Group A Offenses</b>				
		<b>Crimes Against Persons</b>				
Offense Total	1,694	Murder and Nonnegligent Manslaughter	0	0	0	0
Number Cleared	429	Negligent Manslaughter	0	0	0	0
Percent Cleared	25.32 %	Kidnapping/Abduction	1	1	0	0
Group A Crimes per 100,000 population	7,480.0	Rape	13	1	0	0
		Sodomy	1	0	0	0
		Sexual Assault With An Object	0	0	0	0
		Fondling	11	4	1	3
		Incest	0	0	0	0
		Statutory Rape	5	1	1	0
<b>Arrest Overview</b>		Aggravated Assault	55	23	10	2
Total Arrests	748	Simple Assault	278	85	58	14
Adult Arrests	673	Intimidation	173	32	16	3
Juvenile Arrests	75	Human Trafficking, Commercial Sex Acts	0	0	0	0
Unknown Age	0	Human Trafficking, Involuntary Servitude	0	0	0	0
Arrests per 100,000 population	3,302.9	<b>Crimes Against Property</b>				
		Arson	7	2	1	0
		Bribery	0	0	0	0
		Burglary/Breaking & Entering	38	5	4	0
		Counterfeiting/Forgery	35	7	6	0
		Destruction/Damage/Vandalism of Property	196	36	23	11
		Embezzlement	0	0	0	0
		Extortion/Blackmail	8	0	0	0
		False Pretenses/Swindle/Confidence Game	59	4	3	0
		Credit Card/Automated Teller Machine Fraud	43	2	2	0
		Impersonation	2	0	0	0
		Welfare Fraud	0	0	0	0
		Wire Fraud	0	0	0	0
		Identity Theft	0	0	0	0
		Hacking/Computer Invasion	0	0	0	0
		Robbery	7	2	0	1
		Pocket-picking	0	0	0	0
		Purse-snatching	0	0	0	0
		Shoplifting	129	65	58	1
		Theft From Building	21	2	5	0
		Theft From Coin Operated Machine or Device	0	0	0	0
		Theft From Motor Vehicle	113	4	2	2
		Theft of Motor Vehicle Parts/Accessories	5	0	0	0
		All Other Larceny	353	84	74	4
		Motor Vehicle Theft	20	0	0	0
		Stolen Property Offenses	10	3	2	1
		<b>Crimes Against Society</b>				
		Drug/Narcotic Violations	86	52	31	3
		Drug Equipment Violations	11	9	0	7
		Betting/Wagering	0	0	0	0
		Operating/Promoting/Assisting Gambling	0	0	0	0
		Gambling Equipment Violations	0	0	0	0
		Sports Tampering	0	0	0	0
		Pornography/Obscene Material	6	0	0	0
		Prostitution	3	1	2	0
		Assisting or Promoting Prostitution	0	0	0	0
		Purchasing Prostitution	0	0	0	0
		Weapon Law Violations	5	4	0	0
		Animal Cruelty	0	0	0	0
		<b>Total Group A Offenses</b>	<b>1,694</b>	<b>429</b>	<b>299</b>	<b>52</b>
<b>Group B Arrests</b>						
<b>Offense</b>	<b>Adult</b>	<b>Juvenile</b>				
Bad Checks	0	0				
Curfew/Loitering/Vagrancy Violations	0	0				
Disorderly Conduct	30	8				
Driving Under the Influence	68	0				
Drunkenness	0	0				
Family Offenses (Nonviolent)	0	0				
Liquor Law Violations	24	11				
Peeping Tom	0	0				
Trespass of Real Property	50	1				
All Other Offenses	202	3				
<b>Total Group B</b>	<b>374</b>	<b>23</b>				

(\*) Offenses are counted using the FBI Units of Count for Crime

(\*\*) The 'Arrests' column shows arrests made for incidents during the selected period, regardless of arrest date. Arrest counts for the same period may change over time.

## Boothbay Harbor PD - ME0080100 - NIBRS Agency Crime Overview - 2022

2022 Population Estimate	2,090	Offenses (*)		Arrests (**)		
		Reported	Cleared	Adult	Juvenile	
<b>Offense Overview</b>		<b>Group A Offenses</b>				
		<b>Crimes Against Persons</b>				
Offense Total	25	Murder and Nonnegligent Manslaughter	0	0	0	0
Number Cleared	18	Negligent Manslaughter	0	0	0	0
Percent Cleared	72.00 %	Kidnapping/Abduction	0	0	0	0
Group A Crimes per 100,000 population	1,196.2	Rape	0	0	0	0
		Sodomy	0	0	0	0
		Sexual Assault With An Object	0	0	0	0
		Fondling	0	0	0	0
		Incest	0	0	0	0
		Statutory Rape	0	0	0	0
<b>Arrest Overview</b>		Aggravated Assault	0	0	0	0
Total Arrests	50	Simple Assault	7	6	5	1
Adult Arrests	44	Intimidation	0	0	0	0
Juvenile Arrests	6	Human Trafficking, Commercial Sex Acts	0	0	0	0
Unknown Age	0	Human Trafficking, Involuntary Servitude	0	0	0	0
Arrests per 100,000 population	2,392.3	<b>Crimes Against Property</b>				
		Arson	0	0	0	0
		Bribery	0	0	0	0
		Burglary/Breaking & Entering	1	1	0	0
		Counterfeiting/Forgery	0	0	0	0
		Destruction/Damage/Vandalism of Property	1	0	0	0
		Embezzlement	0	0	0	0
		Extortion/Blackmail	0	0	0	0
		False Pretenses/Swindle/Confidence Game	0	0	0	0
		Credit Card/Automated Teller Machine Fraud	0	0	0	0
		Impersonation	1	1	0	0
		Welfare Fraud	0	0	0	0
		Wire Fraud	0	0	0	0
		Identity Theft	0	0	0	0
		Hacking/Computer Invasion	0	0	0	0
		Robbery	0	0	0	0
		Pocket-picking	0	0	0	0
		Purse-snatching	0	0	0	0
		Shoplifting	1	1	1	0
		Theft From Building	0	0	0	0
		Theft From Coin Operated Machine or Device	0	0	0	0
		Theft From Motor Vehicle	0	0	0	0
		Theft of Motor Vehicle Parts/Accessories	0	0	0	0
		All Other Larceny	9	4	4	0
		Motor Vehicle Theft	0	0	0	0
		Stolen Property Offenses	0	0	0	0
		<b>Crimes Against Society</b>				
		Drug/Narcotic Violations	3	3	0	2
		Drug Equipment Violations	1	1	0	0
		Betting/Wagering	0	0	0	0
		Operating/Promoting/Assisting Gambling	0	0	0	0
		Gambling Equipment Violations	0	0	0	0
		Sports Tampering	0	0	0	0
		Pornography/Obscene Material	0	0	0	0
		Prostitution	0	0	0	0
		Assisting or Promoting Prostitution	0	0	0	0
		Purchasing Prostitution	0	0	0	0
		Weapon Law Violations	1	1	1	0
		Animal Cruelty	0	0	0	0
		<b>Total Group A Offenses</b>	<b>25</b>	<b>18</b>	<b>11</b>	<b>3</b>
<b>Group B Arrests</b>						
<b>Offense</b>	<b>Adult</b>	<b>Juvenile</b>				
Bad Checks	0	0				
Curfew/Loitering/Vagrancy Violations	0	0				
Disorderly Conduct	0	0				
Driving Under the Influence	19	0				
Drunkenness	0	0				
Family Offenses (Nonviolent)	0	0				
Liquor Law Violations	0	2				
Peeping Tom	0	0				
Trespass of Real Property	0	1				
All Other Offenses	14	0				
<b>Total Group B</b>	<b>33</b>	<b>3</b>				

(\*) Offenses are counted using the FBI Units of Count for Crime

(\*\*) The 'Arrests' column shows arrests made for incidents during the selected period, regardless of arrest date. Arrest counts for the same period may change over time.

**Brewer PD - ME0100200 - NIBRS Agency Crime Overview - 2022**

2022 Population Estimate	9,634	Offenses (*)		Arrests (**)		
		Reported	Cleared	Adult	Juvenile	
<b>Offense Overview</b>		<b>Group A Offenses</b>				
		<b>Crimes Against Persons</b>				
Offense Total	369	Murder and Nonnegligent Manslaughter	0	0	0	0
Number Cleared	174	Negligent Manslaughter	0	0	0	0
Percent Cleared	47.15 %	Kidnapping/Abduction	0	0	0	0
Group A Crimes per 100,000 population	3,830.2	Rape	0	0	0	0
		Sodomy	0	0	0	0
		Sexual Assault With An Object	0	0	0	0
		Fondling	1	0	0	0
		Incest	0	0	0	0
		Statutory Rape	0	0	0	0
<b>Arrest Overview</b>		Aggravated Assault	1	1	2	0
Total Arrests	208	Simple Assault	29	27	21	1
Adult Arrests	204	Intimidation	15	11	8	0
Juvenile Arrests	4	Human Trafficking, Commercial Sex Acts	0	0	0	0
Unknown Age	0	Human Trafficking, Involuntary Servitude	0	0	0	0
Arrests per 100,000 population	2,159.0	<b>Crimes Against Property</b>				
		Arson	0	0	0	0
		Bribery	0	0	0	0
		Burglary/Breaking & Entering	6	3	1	0
		Counterfeiting/Forgery	3	1	2	0
		Destruction/Damage/Vandalism of Property	14	3	1	0
		Embezzlement	0	0	0	0
		Extortion/Blackmail	0	0	0	0
		False Pretenses/Swindle/Confidence Game	2	1	1	0
		Credit Card/Automated Teller Machine Fraud	0	0	0	0
		Impersonation	0	0	0	0
		Welfare Fraud	0	0	0	0
		Wire Fraud	0	0	0	0
		Identity Theft	0	0	0	0
		Hacking/Computer Invasion	0	0	0	0
		Robbery	2	2	2	0
		Pocket-picking	0	0	0	0
		Purse-snatching	0	0	0	0
		Shoplifting	91	31	2	0
		Theft From Building	0	0	0	0
		Theft From Coin Operated Machine or Device	0	0	0	0
		Theft From Motor Vehicle	13	0	0	0
		Theft of Motor Vehicle Parts/Accessories	5	0	0	0
		All Other Larceny	103	40	69	1
		Motor Vehicle Theft	3	2	1	0
		Stolen Property Offenses	0	0	0	0
		<b>Crimes Against Society</b>				
		Drug/Narcotic Violations	76	48	41	2
		Drug Equipment Violations	0	0	0	0
		Betting/Wagering	0	0	0	0
		Operating/Promoting/Assisting Gambling	0	0	0	0
		Gambling Equipment Violations	0	0	0	0
		Sports Tampering	0	0	0	0
		Pornography/Obscene Material	0	0	0	0
		Prostitution	1	0	0	0
		Assisting or Promoting Prostitution	0	0	0	0
		Purchasing Prostitution	0	0	0	0
		Weapon Law Violations	4	4	4	0
		Animal Cruelty	0	0	0	0
		<b>Total Group A Offenses</b>	<b>369</b>	<b>174</b>	<b>155</b>	<b>4</b>
<b>Group B Arrests</b>						
<b>Offense</b>	<b>Adult</b>	<b>Juvenile</b>				
Bad Checks	0	0				
Curfew/Loitering/Vagrancy Violations	0	0				
Disorderly Conduct	5	0				
Driving Under the Influence	2	0				
Drunkenness	0	0				
Family Offenses (Nonviolent)	0	0				
Liquor Law Violations	0	0				
Peeping Tom	0	0				
Trespass of Real Property	5	0				
All Other Offenses	37	0				
<b>Total Group B</b>	<b>49</b>	<b>0</b>				

(\*) Offenses are counted using the FBI Units of Count for Crime

(\*\*) The 'Arrests' column shows arrests made for incidents during the selected period, regardless of arrest date. Arrest counts for the same period may change over time.

**Bridgton PD - ME0030900 - NIBRS Agency Crime Overview - 2022**

2022 Population Estimate	5,640	Offenses (*)		Arrests (**)		
		Reported	Cleared	Adult	Juvenile	
<b>Offense Overview</b>		<b>Group A Offenses</b>				
<b>Offense Total</b>		<b>Crimes Against Persons</b>				
Offense Total	125	Murder and Nonnegligent Manslaughter	0	0	0	0
Number Cleared	84	Negligent Manslaughter	0	0	0	0
Percent Cleared	67.20 %	Kidnapping/Abduction	0	0	0	0
Group A Crimes per 100,000 population	2,216.3	Rape	0	0	0	0
		Sodomy	0	0	0	0
		Sexual Assault With An Object	0	0	0	0
		Fondling	3	2	2	0
		Incest	0	0	0	0
		Statutory Rape	0	0	0	0
<b>Arrest Overview</b>		Aggravated Assault	5	5	4	0
Total Arrests	162	Simple Assault	25	23	20	1
Adult Arrests	158	Intimidation	6	4	2	0
Juvenile Arrests	4	Human Trafficking, Commercial Sex Acts	0	0	0	0
Unknown Age	0	Human Trafficking, Involuntary Servitude	0	0	0	0
Arrests per 100,000 population	2,872.3	<b>Crimes Against Property</b>				
		Arson	0	0	0	0
		Bribery	0	0	0	0
		Burglary/Breaking & Entering	9	4	4	0
		Counterfeiting/Forgery	1	1	1	0
		Destruction/Damage/Vandalism of Property	11	4	0	0
		Embezzlement	0	0	0	0
		Extortion/Blackmail	0	0	0	0
		False Pretenses/Swindle/Confidence Game	0	0	0	0
		Credit Card/Automated Teller Machine Fraud	0	0	0	0
		Impersonation	0	0	0	0
		Welfare Fraud	0	0	0	0
		Wire Fraud	0	0	0	0
		Identity Theft	0	0	0	0
		Hacking/Computer Invasion	0	0	0	0
		Robbery	0	0	0	0
		Pocket-picking	0	0	0	0
		Purse-snatching	0	0	0	0
		Shoplifting	0	0	2	0
		Theft From Building	0	0	0	0
		Theft From Coin Operated Machine or Device	0	0	0	0
		Theft From Motor Vehicle	0	0	0	0
		Theft of Motor Vehicle Parts/Accessories	0	0	0	0
		All Other Larceny	40	20	17	2
		Motor Vehicle Theft	6	4	1	0
		Stolen Property Offenses	0	0	0	0
		<b>Crimes Against Society</b>				
		Drug/Narcotic Violations	13	12	9	1
		Drug Equipment Violations	0	0	0	0
		Betting/Wagering	0	0	0	0
		Operating/Promoting/Assisting Gambling	0	0	0	0
		Gambling Equipment Violations	0	0	0	0
		Sports Tampering	0	0	0	0
		Pornography/Obscene Material	0	0	0	0
		Prostitution	0	0	0	0
		Assisting or Promoting Prostitution	0	0	0	0
		Purchasing Prostitution	0	0	0	0
		Weapon Law Violations	6	5	2	0
		Animal Cruelty	0	0	0	0
		<b>Total Group A Offenses</b>	<b>125</b>	<b>84</b>	<b>64</b>	<b>4</b>
<b>Group B Arrests</b>						
<b>Offense</b>	<b>Adult</b>	<b>Juvenile</b>				
Bad Checks	0	0				
Curfew/Loitering/Vagrancy Violations	0	0				
Disorderly Conduct	14	0				
Driving Under the Influence	24	0				
Drunkenness	0	0				
Family Offenses (Nonviolent)	2	0				
Liquor Law Violations	1	0				
Peeping Tom	0	0				
Trespass of Real Property	5	0				
All Other Offenses	48	0				
<b>Total Group B</b>	<b>94</b>	<b>0</b>				

(\*) Offenses are counted using the FBI Units of Count for Crime

(\*\*) The 'Arrests' column shows arrests made for incidents during the selected period, regardless of arrest date. Arrest counts for the same period may change over time.

**Brunswick PD - ME0030100 - NIBRS Agency Crime Overview - 2022**

2022 Population Estimate	21,888	Offenses (*)		Arrests (**)		
		Reported	Cleared	Adult	Juvenile	
<b>Offense Overview</b>		<b>Group A Offenses</b>				
		<b>Crimes Against Persons</b>				
Offense Total	759	Murder and Nonnegligent Manslaughter	0	0	0	0
Number Cleared	482	Negligent Manslaughter	0	0	0	0
Percent Cleared	63.50 %	Kidnapping/Abduction	0	0	0	0
Group A Crimes per 100,000 population	3,467.7	Rape	4	0	0	0
		Sodomy	1	0	0	0
		Sexual Assault With An Object	0	0	0	0
		Fondling	5	3	1	0
		Incest	0	0	0	0
		Statutory Rape	0	0	0	0
<b>Arrest Overview</b>		Aggravated Assault	9	6	4	0
Total Arrests	934	Simple Assault	80	62	45	1
Adult Arrests	882	Intimidation	21	12	7	0
Juvenile Arrests	52	Human Trafficking, Commercial Sex Acts	0	0	0	0
Unknown Age	0	Human Trafficking, Involuntary Servitude	0	0	0	0
Arrests per 100,000 population	4,267.2	<b>Crimes Against Property</b>				
		Arson	3	2	1	0
		Bribery	1	0	0	0
		Burglary/Breaking & Entering	14	6	7	0
		Counterfeiting/Forgery	7	1	1	0
		Destruction/Damage/Vandalism of Property	79	32	5	1
		Embezzlement	0	0	0	0
		Extortion/Blackmail	0	0	0	0
		False Pretenses/Swindle/Confidence Game	33	10	7	0
		Credit Card/Automated Teller Machine Fraud	11	1	0	0
		Impersonation	0	0	0	0
		Welfare Fraud	0	0	0	0
		Wire Fraud	0	0	0	0
		Identity Theft	0	0	0	0
		Hacking/Computer Invasion	0	0	0	0
		Robbery	2	1	1	0
		Pocket-picking	0	0	0	0
		Purse-snatching	0	0	0	0
		Shoplifting	24	19	23	0
		Theft From Building	0	0	0	0
		Theft From Coin Operated Machine or Device	0	0	0	0
		Theft From Motor Vehicle	18	4	1	0
		Theft of Motor Vehicle Parts/Accessories	0	0	0	0
		All Other Larceny	278	171	162	8
		Motor Vehicle Theft	18	11	6	2
		Stolen Property Offenses	0	0	0	0
		<b>Crimes Against Society</b>				
		Drug/Narcotic Violations	94	89	59	0
		Drug Equipment Violations	33	33	10	0
		Betting/Wagering	0	0	0	0
		Operating/Promoting/Assisting Gambling	0	0	0	0
		Gambling Equipment Violations	0	0	0	0
		Sports Tampering	0	0	0	0
		Pornography/Obscene Material	5	0	0	0
		Prostitution	6	6	6	0
		Assisting or Promoting Prostitution	0	0	0	0
		Purchasing Prostitution	0	0	0	0
		Weapon Law Violations	13	13	7	0
		Animal Cruelty	0	0	0	0
		<b>Total Group A Offenses</b>	<b>759</b>	<b>482</b>	<b>353</b>	<b>12</b>
<b>Group B Arrests</b>						
<b>Offense</b>	<b>Adult</b>	<b>Juvenile</b>				
Bad Checks	0	0				
Curfew/Loitering/Vagrancy Violations	0	0				
Disorderly Conduct	12	2				
Driving Under the Influence	151	2				
Drunkenness	0	0				
Family Offenses (Nonviolent)	0	0				
Liquor Law Violations	8	8				
Peeping Tom	0	0				
Trespass of Real Property	27	1				
All Other Offenses	331	27				
<b>Total Group B</b>	<b>529</b>	<b>40</b>				

(\*) Offenses are counted using the FBI Units of Count for Crime

(\*\*) The 'Arrests' column shows arrests made for incidents during the selected period, regardless of arrest date. Arrest counts for the same period may change over time.

## Bucksport PD - ME0050300 - NIBRS Agency Crime Overview - 2022

2022 Population Estimate	5,080	Offenses (*)		Arrests (**)		
		Reported	Cleared	Adult	Juvenile	
<b>Offense Overview</b>		<b>Group A Offenses</b>				
		<b>Crimes Against Persons</b>				
Offense Total	142	Murder and Nonnegligent Manslaughter	0	0	0	0
Number Cleared	77	Negligent Manslaughter	0	0	0	0
Percent Cleared	54.23 %	Kidnapping/Abduction	0	0	0	0
Group A Crimes per 100,000 population	2,795.3	Rape	0	0	0	0
		Sodomy	0	0	0	0
		Sexual Assault With An Object	0	0	0	0
		Fondling	1	0	0	0
		Incest	0	0	0	0
		Statutory Rape	1	1	1	0
<b>Arrest Overview</b>		Aggravated Assault	2	2	1	0
Total Arrests	157	Simple Assault	14	11	6	1
Adult Arrests	144	Intimidation	27	6	3	0
Juvenile Arrests	13	Human Trafficking, Commercial Sex Acts	0	0	0	0
Unknown Age	0	Human Trafficking, Involuntary Servitude	0	0	0	0
Arrests per 100,000 population	3,090.6	<b>Crimes Against Property</b>				
		Arson	1	1	0	1
		Bribery	0	0	0	0
		Burglary/Breaking & Entering	2	0	0	0
		Counterfeiting/Forgery	2	1	1	0
		Destruction/Damage/Vandalism of Property	9	5	1	0
		Embezzlement	0	0	0	0
		Extortion/Blackmail	0	0	0	0
		False Pretenses/Swindle/Confidence Game	1	0	0	0
		Credit Card/Automated Teller Machine Fraud	3	0	0	0
		Impersonation	1	0	0	0
		Welfare Fraud	0	0	0	0
		Wire Fraud	1	0	0	0
		Identity Theft	0	0	0	0
		Hacking/Computer Invasion	0	0	0	0
		Robbery	0	0	0	0
		Pocket-picking	0	0	0	0
		Purse-snatching	0	0	0	0
		Shoplifting	1	1	0	0
		Theft From Building	14	4	0	0
		Theft From Coin Operated Machine or Device	0	0	0	0
		Theft From Motor Vehicle	3	1	0	0
		Theft of Motor Vehicle Parts/Accessories	1	1	0	0
		All Other Larceny	21	8	9	4
		Motor Vehicle Theft	2	2	1	0
		Stolen Property Offenses	0	0	2	0
		<b>Crimes Against Society</b>				
		Drug/Narcotic Violations	28	27	29	1
		Drug Equipment Violations	4	3	1	1
		Betting/Wagering	0	0	0	0
		Operating/Promoting/Assisting Gambling	0	0	0	0
		Gambling Equipment Violations	0	0	0	0
		Sports Tampering	0	0	0	0
		Pornography/Obscene Material	0	0	0	0
		Prostitution	0	0	0	0
		Assisting or Promoting Prostitution	0	0	0	0
		Purchasing Prostitution	0	0	0	0
		Weapon Law Violations	3	3	2	0
		Animal Cruelty	0	0	0	0
		<b>Total Group A Offenses</b>	<b>142</b>	<b>77</b>	<b>57</b>	<b>8</b>
<b>Group B Arrests</b>						
<b>Offense</b>	<b>Adult</b>	<b>Juvenile</b>				
Bad Checks	0	0				
Curfew/Loitering/Vagrancy Violations	0	0				
Disorderly Conduct	3	0				
Driving Under the Influence	22	0				
Drunkenness	0	0				
Family Offenses (Nonviolent)	0	0				
Liquor Law Violations	1	4				
Peeping Tom	0	0				
Trespass of Real Property	5	0				
All Other Offenses	56	1				
<b>Total Group B</b>	<b>87</b>	<b>5</b>				

(\*) Offenses are counted using the FBI Units of Count for Crime

(\*\*) The 'Arrests' column shows arrests made for incidents during the selected period, regardless of arrest date. Arrest counts for the same period may change over time.

## Buxton PD - ME0161800 - NIBRS Agency Crime Overview - 2022

2022 Population Estimate	8,528	Offenses (*)		Arrests (**)		
		Reported	Cleared	Adult	Juvenile	
<b>Offense Overview</b>		<b>Group A Offenses</b>				
		<b>Crimes Against Persons</b>				
Offense Total	231	Murder and Nonnegligent Manslaughter	0	0	0	0
Number Cleared	91	Negligent Manslaughter	0	0	0	0
Percent Cleared	39.39 %	Kidnapping/Abduction	0	0	0	0
Group A Crimes per 100,000 population	2,708.7	Rape	3	0	0	0
		Sodomy	1	0	0	0
		Sexual Assault With An Object	0	0	0	0
		Fondling	5	0	0	0
		Incest	0	0	0	0
		Statutory Rape	1	0	0	0
<b>Arrest Overview</b>		Aggravated Assault	4	4	3	0
Total Arrests	209	Simple Assault	35	22	17	0
Adult Arrests	200	Intimidation	12	4	3	0
Juvenile Arrests	9	Human Trafficking, Commercial Sex Acts	0	0	0	0
Unknown Age	0	Human Trafficking, Involuntary Servitude	0	0	0	0
Arrests per 100,000 population	2,450.8	<b>Crimes Against Property</b>				
		Arson	1	0	0	0
		Bribery	0	0	0	0
		Burglary/Breaking & Entering	11	3	3	0
		Counterfeiting/Forgery	5	0	0	0
		Destruction/Damage/Vandalism of Property	27	9	6	1
		Embezzlement	0	0	0	0
		Extortion/Blackmail	0	0	0	0
		False Pretenses/Swindle/Confidence Game	16	1	1	0
		Credit Card/Automated Teller Machine Fraud	2	0	0	0
		Impersonation	0	0	0	0
		Welfare Fraud	0	0	0	0
		Wire Fraud	0	0	0	0
		Identity Theft	1	0	0	0
		Hacking/Computer Invasion	0	0	0	0
		Robbery	0	0	0	0
		Pocket-picking	0	0	0	0
		Purse-snatching	0	0	0	0
		Shoplifting	8	2	1	0
		Theft From Building	10	3	1	0
		Theft From Coin Operated Machine or Device	0	0	0	0
		Theft From Motor Vehicle	4	0	0	0
		Theft of Motor Vehicle Parts/Accessories	8	0	0	0
		All Other Larceny	29	2	3	0
		Motor Vehicle Theft	4	0	0	0
		Stolen Property Offenses	0	0	0	0
		<b>Crimes Against Society</b>				
		Drug/Narcotic Violations	38	37	16	4
		Drug Equipment Violations	2	2	1	0
		Betting/Wagering	0	0	0	0
		Operating/Promoting/Assisting Gambling	0	0	0	0
		Gambling Equipment Violations	0	0	0	0
		Sports Tampering	0	0	0	0
		Pornography/Obscene Material	2	0	0	0
		Prostitution	0	0	0	0
		Assisting or Promoting Prostitution	0	0	0	0
		Purchasing Prostitution	0	0	0	0
		Weapon Law Violations	2	2	2	0
		Animal Cruelty	0	0	0	0
		<b>Total Group A Offenses</b>	<b>231</b>	<b>91</b>	<b>57</b>	<b>5</b>
<b>Group B Arrests</b>						
<b>Offense</b>	<b>Adult</b>	<b>Juvenile</b>				
Bad Checks	0	0				
Curfew/Loitering/Vagrancy Violations	0	0				
Disorderly Conduct	1	0				
Driving Under the Influence	36	1				
Drunkenness	0	0				
Family Offenses (Nonviolent)	0	0				
Liquor Law Violations	10	0				
Peeping Tom	0	0				
Trespass of Real Property	6	0				
All Other Offenses	90	3				
<b>Total Group B</b>	<b>143</b>	<b>4</b>				

(\*) Offenses are counted using the FBI Units of Count for Crime

(\*\*) The 'Arrests' column shows arrests made for incidents during the selected period, regardless of arrest date. Arrest counts for the same period may change over time.

**Calais PD - ME0150100 - NIBRS Agency Crime Overview - 2022**

2022 Population Estimate	3,041	Offenses (*)		Arrests (**)		
		Reported	Cleared	Adult	Juvenile	
<b>Offense Overview</b>		<b>Group A Offenses</b>				
		<b>Crimes Against Persons</b>				
Offense Total	57	Murder and Nonnegligent Manslaughter	0	0	0	0
Number Cleared	44	Negligent Manslaughter	0	0	0	0
Percent Cleared	77.19 %	Kidnapping/Abduction	0	0	0	0
Group A Crimes per 100,000 population	1,874.4	Rape	1	1	1	0
		Sodomy	1	0	0	0
		Sexual Assault With An Object	0	0	0	0
		Fondling	0	0	0	0
		Incest	0	0	0	0
		Statutory Rape	0	0	0	0
<b>Arrest Overview</b>		Aggravated Assault	1	1	2	0
Total Arrests	87	Simple Assault	14	11	6	6
Adult Arrests	76	Intimidation	1	0	0	0
Juvenile Arrests	11	Human Trafficking, Commercial Sex Acts	0	0	0	0
Unknown Age	0	Human Trafficking, Involuntary Servitude	0	0	0	0
Arrests per 100,000 population	2,860.9	<b>Crimes Against Property</b>				
		Arson	0	0	0	0
		Bribery	0	0	0	0
		Burglary/Breaking & Entering	4	2	2	0
		Counterfeiting/Forgery	0	0	0	0
		Destruction/Damage/Vandalism of Property	2	2	1	1
		Embezzlement	0	0	0	0
		Extortion/Blackmail	0	0	0	0
		False Pretenses/Swindle/Confidence Game	0	0	0	0
		Credit Card/Automated Teller Machine Fraud	0	0	0	0
		Impersonation	0	0	0	0
		Welfare Fraud	0	0	0	0
		Wire Fraud	0	0	0	0
		Identity Theft	0	0	0	0
		Hacking/Computer Invasion	0	0	0	0
		Robbery	0	0	0	0
		Pocket-picking	0	0	0	0
		Purse-snatching	0	0	0	0
		Shoplifting	10	9	5	4
		Theft From Building	0	0	0	0
		Theft From Coin Operated Machine or Device	0	0	0	0
		Theft From Motor Vehicle	0	0	0	0
		Theft of Motor Vehicle Parts/Accessories	0	0	0	0
		All Other Larceny	18	13	14	0
		Motor Vehicle Theft	1	1	1	0
		Stolen Property Offenses	0	0	0	0
		<b>Crimes Against Society</b>				
		Drug/Narcotic Violations	3	3	4	0
		Drug Equipment Violations	0	0	0	0
		Betting/Wagering	0	0	0	0
		Operating/Promoting/Assisting Gambling	0	0	0	0
		Gambling Equipment Violations	0	0	0	0
		Sports Tampering	0	0	0	0
		Pornography/Obscene Material	0	0	0	0
		Prostitution	0	0	0	0
		Assisting or Promoting Prostitution	0	0	0	0
		Purchasing Prostitution	0	0	0	0
		Weapon Law Violations	1	1	1	0
		Animal Cruelty	0	0	0	0
		<b>Total Group A Offenses</b>	<b>57</b>	<b>44</b>	<b>37</b>	<b>11</b>
<b>Group B Arrests</b>						
<b>Offense</b>	<b>Adult</b>	<b>Juvenile</b>				
Bad Checks	0	0				
Curfew/Loitering/Vagrancy Violations	0	0				
Disorderly Conduct	0	0				
Driving Under the Influence	4	0				
Drunkenness	0	0				
Family Offenses (Nonviolent)	1	0				
Liquor Law Violations	0	0				
Peeping Tom	0	0				
Trespass of Real Property	3	0				
All Other Offenses	31	0				
<b>Total Group B</b>	<b>39</b>	<b>0</b>				

(\*) Offenses are counted using the FBI Units of Count for Crime

(\*\*) The 'Arrests' column shows arrests made for incidents during the selected period, regardless of arrest date. Arrest counts for the same period may change over time.



## Camden PD - ME0070100 - NIBRS Agency Crime Overview - 2022

2022 Population Estimate	5,326	Offenses (*)		Arrests (**)		
		Reported	Cleared	Adult	Juvenile	
<b>Offense Overview</b>		<b>Group A Offenses</b>				
		<b>Crimes Against Persons</b>				
Offense Total	38	Murder and Nonnegligent Manslaughter	0	0	0	0
Number Cleared	12	Negligent Manslaughter	0	0	0	0
Percent Cleared	31.58 %	Kidnapping/Abduction	0	0	0	0
Group A Crimes per 100,000 population	713.5	Rape	0	0	0	0
		Sodomy	0	0	0	0
		Sexual Assault With An Object	0	0	0	0
		Fondling	0	0	0	0
		Incest	0	0	0	0
		Statutory Rape	0	0	0	0
<b>Arrest Overview</b>		<b>Crimes Against Property</b>				
Total Arrests	15	Aggravated Assault	0	0	0	0
Adult Arrests	15	Simple Assault	10	9	5	0
Juvenile Arrests	0	Intimidation	0	0	0	0
Unknown Age	0	Human Trafficking, Commercial Sex Acts	0	0	0	0
Arrests per 100,000 population	281.6	Human Trafficking, Involuntary Servitude	0	0	0	0
		Arson	0	0	0	0
		Bribery	0	0	0	0
		Burglary/Breaking & Entering	0	0	0	0
		Counterfeiting/Forgery	0	0	0	0
		Destruction/Damage/Vandalism of Property	3	0	0	0
		Embezzlement	0	0	0	0
		Extortion/Blackmail	0	0	0	0
		False Pretenses/Swindle/Confidence Game	3	0	0	0
		Credit Card/Automated Teller Machine Fraud	0	0	0	0
		Impersonation	0	0	0	0
		Welfare Fraud	0	0	0	0
		Wire Fraud	0	0	0	0
		Identity Theft	0	0	0	0
		Hacking/Computer Invasion	0	0	0	0
		Robbery	0	0	0	0
		Pocket-picking	0	0	0	0
		Purse-snatching	0	0	0	0
		Shoplifting	1	0	0	0
		Theft From Building	2	0	0	0
		Theft From Coin Operated Machine or Device	0	0	0	0
		Theft From Motor Vehicle	8	0	0	0
		Theft of Motor Vehicle Parts/Accessories	0	0	0	0
		All Other Larceny	9	2	2	0
		Motor Vehicle Theft	1	0	0	0
		Stolen Property Offenses	0	0	0	0
		<b>Crimes Against Society</b>				
		Drug/Narcotic Violations	1	1	1	0
		Drug Equipment Violations	0	0	0	0
		Betting/Wagering	0	0	0	0
		Operating/Promoting/Assisting Gambling	0	0	0	0
		Gambling Equipment Violations	0	0	0	0
		Sports Tampering	0	0	0	0
		Pornography/Obscene Material	0	0	0	0
		Prostitution	0	0	0	0
		Assisting or Promoting Prostitution	0	0	0	0
		Purchasing Prostitution	0	0	0	0
		Weapon Law Violations	0	0	0	0
		Animal Cruelty	0	0	0	0
		<b>Total Group A Offenses</b>	<b>38</b>	<b>12</b>	<b>8</b>	<b>0</b>
<b>Group B Arrests</b>						
<b>Offense</b>	<b>Adult</b>	<b>Juvenile</b>				
Bad Checks	0	0				
Curfew/Loitering/Vagrancy Violations	0	0				
Disorderly Conduct	1	0				
Driving Under the Influence	4	0				
Drunkenness	0	0				
Family Offenses (Nonviolent)	0	0				
Liquor Law Violations	0	0				
Peeping Tom	0	0				
Trespass of Real Property	0	0				
All Other Offenses	2	0				
<b>Total Group B</b>	<b>7</b>	<b>0</b>				

(\*) Offenses are counted using the FBI Units of Count for Crime

(\*\*) The 'Arrests' column shows arrests made for incidents during the selected period, regardless of arrest date. Arrest counts for the same period may change over time.

## Cape Elizabeth PD - ME0030200 - NIBRS Agency Crime Overview - 2022

2022 Population Estimate	9,535	Offenses (*)		Arrests (**)		
		Reported	Cleared	Adult	Juvenile	
<b>Offense Overview</b>		<b>Group A Offenses</b>				
		<b>Crimes Against Persons</b>				
Offense Total	84	Murder and Nonnegligent Manslaughter	0	0	0	0
Number Cleared	12	Negligent Manslaughter	0	0	0	0
Percent Cleared	14.29 %	Kidnapping/Abduction	0	0	0	0
Group A Crimes per 100,000 population	881.0	Rape	0	0	0	0
		Sodomy	0	0	0	0
		Sexual Assault With An Object	0	0	0	0
		Fondling	0	0	0	0
		Incest	0	0	0	0
		Statutory Rape	0	0	0	0
<b>Arrest Overview</b>		Aggravated Assault	1	1	1	0
Total Arrests	14	Simple Assault	14	5	2	1
Adult Arrests	13	Intimidation	2	0	0	0
Juvenile Arrests	1	Human Trafficking, Commercial Sex Acts	0	0	0	0
Unknown Age	0	Human Trafficking, Involuntary Servitude	0	0	0	0
Arrests per 100,000 population	146.8	<b>Crimes Against Property</b>				
		Arson	0	0	0	0
		Bribery	0	0	0	0
		Burglary/Breaking & Entering	5	2	2	0
		Counterfeiting/Forgery	0	0	0	0
		Destruction/Damage/Vandalism of Property	15	1	0	0
		Embezzlement	0	0	0	0
		Extortion/Blackmail	1	0	0	0
		False Pretenses/Swindle/Confidence Game	4	0	0	0
		Credit Card/Automated Teller Machine Fraud	8	0	0	0
		Impersonation	0	0	0	0
		Welfare Fraud	0	0	0	0
		Wire Fraud	7	0	0	0
		Identity Theft	1	0	0	0
		Hacking/Computer Invasion	0	0	0	0
		Robbery	0	0	0	0
		Pocket-picking	0	0	0	0
		Purse-snatching	0	0	0	0
		Shoplifting	2	1	1	0
		Theft From Building	3	0	0	0
		Theft From Coin Operated Machine or Device	0	0	0	0
		Theft From Motor Vehicle	11	0	0	0
		Theft of Motor Vehicle Parts/Accessories	0	0	0	0
		All Other Larceny	5	0	0	0
		Motor Vehicle Theft	1	0	0	0
		Stolen Property Offenses	0	0	0	0
		<b>Crimes Against Society</b>				
		Drug/Narcotic Violations	2	1	1	0
		Drug Equipment Violations	1	1	0	0
		Betting/Wagering	0	0	0	0
		Operating/Promoting/Assisting Gambling	0	0	0	0
		Gambling Equipment Violations	0	0	0	0
		Sports Tampering	0	0	0	0
		Pornography/Obscene Material	0	0	0	0
		Prostitution	0	0	0	0
		Assisting or Promoting Prostitution	0	0	0	0
		Purchasing Prostitution	0	0	0	0
		Weapon Law Violations	0	0	0	0
		Animal Cruelty	1	0	0	0
		<b>Total Group A Offenses</b>	<b>84</b>	<b>12</b>	<b>7</b>	<b>1</b>
<b>Group B Arrests</b>						
<b>Offense</b>	<b>Adult</b>	<b>Juvenile</b>				
Bad Checks	0	0				
Curfew/Loitering/Vagrancy Violations	0	0				
Disorderly Conduct	0	0				
Driving Under the Influence	4	0				
Drunkenness	0	0				
Family Offenses (Nonviolent)	0	0				
Liquor Law Violations	0	0				
Peeping Tom	0	0				
Trespass of Real Property	0	0				
All Other Offenses	2	0				
<b>Total Group B</b>	<b>6</b>	<b>0</b>				

(\*) Offenses are counted using the FBI Units of Count for Crime

(\*\*) The 'Arrests' column shows arrests made for incidents during the selected period, regardless of arrest date. Arrest counts for the same period may change over time.

**Capitol Police - ME0061500 - NIBRS Agency Crime Overview - 2022**

2022 Population Estimate	N/A	Offenses (*)		Arrests (**)		
		Reported	Cleared	Adult	Juvenile	
<b>Offense Overview</b>		<b>Group A Offenses</b>				
		<b>Crimes Against Persons</b>				
Offense Total	30	Murder and Nonnegligent Manslaughter	0	0	0	0
Number Cleared	5	Negligent Manslaughter	0	0	0	0
Percent Cleared	16.67 %	Kidnapping/Abduction	0	0	0	0
Group A Crimes per 100,000 population	N/A	Rape	0	0	0	0
		Sodomy	0	0	0	0
		Sexual Assault With An Object	0	0	0	0
		Fondling	0	0	0	0
		Incest	0	0	0	0
		Statutory Rape	0	0	0	0
<b>Arrest Overview</b>		<b>Crimes Against Property</b>				
Total Arrests	5	Aggravated Assault	0	0	0	0
Adult Arrests	5	Simple Assault	16	4	1	0
Juvenile Arrests	0	Intimidation	2	0	0	0
Unknown Age	0	Human Trafficking, Commercial Sex Acts	0	0	0	0
Arrests per 100,000 population	N/A	Human Trafficking, Involuntary Servitude	0	0	0	0
Average number offenses/incident	1.15					
		Arson	0	0	0	0
		Bribery	0	0	0	0
		Burglary/Breaking & Entering	0	0	0	0
		Counterfeiting/Forgery	0	0	0	0
		Destruction/Damage/Vandalism of Property	3	0	0	0
		Embezzlement	0	0	0	0
		Extortion/Blackmail	0	0	0	0
		False Pretenses/Swindle/Confidence Game	0	0	0	0
		Credit Card/Automated Teller Machine Fraud	0	0	0	0
		Impersonation	0	0	0	0
		Welfare Fraud	0	0	0	0
		Wire Fraud	0	0	0	0
		Identity Theft	0	0	0	0
		Hacking/Computer Invasion	0	0	0	0
		Robbery	0	0	0	0
		Pocket-picking	0	0	0	0
		Purse-snatching	0	0	0	0
		Shoplifting	0	0	0	0
		Theft From Building	4	0	0	0
		Theft From Coin Operated Machine or Device	0	0	0	0
		Theft From Motor Vehicle	1	0	0	0
		Theft of Motor Vehicle Parts/Accessories	0	0	0	0
		All Other Larceny	3	0	0	0
		Motor Vehicle Theft	0	0	0	0
		Stolen Property Offenses	0	0	0	0
		<b>Crimes Against Society</b>				
		Drug/Narcotic Violations	0	0	0	0
		Drug Equipment Violations	1	1	2	0
		Betting/Wagering	0	0	0	0
		Operating/Promoting/Assisting Gambling	0	0	0	0
		Gambling Equipment Violations	0	0	0	0
		Sports Tampering	0	0	0	0
		Pornography/Obscene Material	0	0	0	0
		Prostitution	0	0	0	0
		Assisting or Promoting Prostitution	0	0	0	0
		Purchasing Prostitution	0	0	0	0
		Weapon Law Violations	0	0	0	0
		Animal Cruelty	0	0	0	0
		<b>Total Group A Offenses</b>	<b>30</b>	<b>5</b>	<b>3</b>	<b>0</b>
<b>Group B Arrests</b>						
<b>Offense</b>	<b>Adult</b>	<b>Juvenile</b>				
Bad Checks	0	0				
Curfew/Loitering/Vagrancy Violations	0	0				
Disorderly Conduct	0	0				
Driving Under the Influence	0	0				
Drunkenness	0	0				
Family Offenses (Nonviolent)	0	0				
Liquor Law Violations	0	0				
Peeping Tom	0	0				
Trespass of Real Property	0	0				
All Other Offenses	2	0				
<b>Total Group B</b>	<b>2</b>	<b>0</b>				

(\*) Offenses are counted using the FBI Units of Count for Crime

(\*\*) The 'Arrests' column shows arrests made for incidents during the selected period, regardless of arrest date. Arrest counts for the same period may change over time.

**Caribou PD - ME0020100 - NIBRS Agency Crime Overview - 2022**

2022 Population Estimate	7,352	Offenses (*)		Arrests (**)		
		Reported	Cleared	Adult	Juvenile	
<b>Offense Overview</b>		<b>Group A Offenses</b>				
		<b>Crimes Against Persons</b>				
Offense Total	171	Murder and Nonnegligent Manslaughter	0	0	0	0
Number Cleared	153	Negligent Manslaughter	0	0	0	0
Percent Cleared	89.47 %	Kidnapping/Abduction	0	0	0	0
Group A Crimes per 100,000 population	2,325.9	Rape	0	0	0	0
		Sodomy	0	0	0	0
		Sexual Assault With An Object	0	0	0	0
		Fondling	0	0	0	0
		Incest	0	0	0	0
		Statutory Rape	0	0	0	0
<b>Arrest Overview</b>		Aggravated Assault	5	4	3	0
Total Arrests	294	Simple Assault	30	29	25	4
Adult Arrests	276	Intimidation	8	6	3	0
Juvenile Arrests	18	Human Trafficking, Commercial Sex Acts	0	0	0	0
Unknown Age	0	Human Trafficking, Involuntary Servitude	0	0	0	0
Arrests per 100,000 population	3,998.9	<b>Crimes Against Property</b>				
		Arson	0	0	0	0
		Bribery	0	0	0	0
		Burglary/Breaking & Entering	7	4	3	1
		Counterfeiting/Forgery	1	1	0	0
		Destruction/Damage/Vandalism of Property	22	19	10	1
		Embezzlement	0	0	0	0
		Extortion/Blackmail	0	0	0	0
		False Pretenses/Swindle/Confidence Game	4	2	3	0
		Credit Card/Automated Teller Machine Fraud	0	0	0	0
		Impersonation	1	0	0	0
		Welfare Fraud	0	0	0	0
		Wire Fraud	0	0	0	0
		Identity Theft	0	0	0	0
		Hacking/Computer Invasion	0	0	0	0
		Robbery	0	0	1	0
		Pocket-picking	0	0	0	0
		Purse-snatching	0	0	0	0
		Shoplifting	2	2	0	0
		Theft From Building	0	0	0	0
		Theft From Coin Operated Machine or Device	0	0	0	0
		Theft From Motor Vehicle	0	0	0	0
		Theft of Motor Vehicle Parts/Accessories	0	0	0	0
		All Other Larceny	36	33	33	6
		Motor Vehicle Theft	2	2	0	0
		Stolen Property Offenses	3	3	4	0
		<b>Crimes Against Society</b>				
		Drug/Narcotic Violations	42	40	36	0
		Drug Equipment Violations	0	0	0	0
		Betting/Wagering	0	0	0	0
		Operating/Promoting/Assisting Gambling	0	0	0	0
		Gambling Equipment Violations	0	0	0	0
		Sports Tampering	0	0	0	0
		Pornography/Obscene Material	1	1	0	1
		Prostitution	0	0	0	0
		Assisting or Promoting Prostitution	0	0	0	0
		Purchasing Prostitution	0	0	0	0
		Weapon Law Violations	6	6	2	0
		Animal Cruelty	1	1	1	0
		<b>Total Group A Offenses</b>	<b>171</b>	<b>153</b>	<b>124</b>	<b>13</b>
<b>Group B Arrests</b>						
<b>Offense</b>	<b>Adult</b>	<b>Juvenile</b>				
Bad Checks	1	0				
Curfew/Loitering/Vagrancy Violations	0	0				
Disorderly Conduct	7	0				
Driving Under the Influence	13	1				
Drunkenness	0	0				
Family Offenses (Nonviolent)	0	0				
Liquor Law Violations	1	4				
Peeping Tom	0	0				
Trespass of Real Property	4	0				
All Other Offenses	126	0				
<b>Total Group B</b>	<b>152</b>	<b>5</b>				

(\*) Offenses are counted using the FBI Units of Count for Crime

(\*\*) The 'Arrests' column shows arrests made for incidents during the selected period, regardless of arrest date. Arrest counts for the same period may change over time.

**Carrabassett Valley PD - ME0040700 - NIBRS Agency Crime Overview - 2022**

2022 Population Estimate	698	Offenses (*)		Arrests (**)		
		Reported	Cleared	Adult	Juvenile	
<b>Offense Overview</b>		<b>Group A Offenses</b>				
		<b>Crimes Against Persons</b>				
Offense Total	20	Murder and Nonnegligent Manslaughter	0	0	0	0
Number Cleared	8	Negligent Manslaughter	0	0	0	0
Percent Cleared	40.00 %	Kidnapping/Abduction	0	0	0	0
Group A Crimes per 100,000 population	2,865.3	Rape	0	0	0	0
		Sodomy	0	0	0	0
		Sexual Assault With An Object	0	0	0	0
		Fondling	0	0	0	0
		Incest	0	0	0	0
		Statutory Rape	0	0	0	0
<b>Arrest Overview</b>		<b>Crimes Against Property</b>				
Total Arrests	9	Aggravated Assault	1	0	0	0
Adult Arrests	9	Simple Assault	5	5	3	0
Juvenile Arrests	0	Intimidation	0	0	0	0
Unknown Age	0	Human Trafficking, Commercial Sex Acts	0	0	0	0
Arrests per 100,000 population	1,289.4	Human Trafficking, Involuntary Servitude	0	0	0	0
Average number offenses/incident	1.11	<b>Crimes Against Property</b>				
		Arson	0	0	0	0
		Bribery	0	0	0	0
		Burglary/Breaking & Entering	0	0	0	0
		Counterfeiting/Forgery	0	0	0	0
		Destruction/Damage/Vandalism of Property	3	0	0	0
		Embezzlement	0	0	0	0
		Extortion/Blackmail	0	0	0	0
		False Pretenses/Swindle/Confidence Game	2	0	0	0
		Credit Card/Automated Teller Machine Fraud	0	0	0	0
		Impersonation	0	0	0	0
		Welfare Fraud	0	0	0	0
		Wire Fraud	0	0	0	0
		Identity Theft	0	0	0	0
		Hacking/Computer Invasion	0	0	0	0
		Robbery	0	0	0	0
		Pocket-picking	0	0	0	0
		Purse-snatching	0	0	0	0
		Shoplifting	0	0	0	0
		Theft From Building	0	0	0	0
		Theft From Coin Operated Machine or Device	0	0	0	0
		Theft From Motor Vehicle	1	0	0	0
		Theft of Motor Vehicle Parts/Accessories	0	0	0	0
		All Other Larceny	6	2	2	0
		Motor Vehicle Theft	1	1	0	0
		Stolen Property Offenses	0	0	0	0
		<b>Crimes Against Society</b>				
		Drug/Narcotic Violations	1	0	0	0
		Drug Equipment Violations	0	0	0	0
		Betting/Wagering	0	0	0	0
		Operating/Promoting/Assisting Gambling	0	0	0	0
		Gambling Equipment Violations	0	0	0	0
		Sports Tampering	0	0	0	0
		Pornography/Obscene Material	0	0	0	0
		Prostitution	0	0	0	0
		Assisting or Promoting Prostitution	0	0	0	0
		Purchasing Prostitution	0	0	0	0
		Weapon Law Violations	0	0	0	0
		Animal Cruelty	0	0	0	0
		<b>Total Group A Offenses</b>	<b>20</b>	<b>8</b>	<b>5</b>	<b>0</b>
<b>Group B Arrests</b>						
<b>Offense</b>	<b>Adult</b>	<b>Juvenile</b>				
Bad Checks	0	0				
Curfew/Loitering/Vagrancy Violations	0	0				
Disorderly Conduct	0	0				
Driving Under the Influence	0	0				
Drunkenness	0	0				
Family Offenses (Nonviolent)	0	0				
Liquor Law Violations	0	0				
Peeping Tom	0	0				
Trespass of Real Property	0	0				
All Other Offenses	4	0				
<b>Total Group B</b>	<b>4</b>	<b>0</b>				

(\*) Offenses are counted using the FBI Units of Count for Crime

(\*\*) The 'Arrests' column shows arrests made for incidents during the selected period, regardless of arrest date. Arrest counts for the same period may change over time.

## Clinton PD - ME0062100 - NIBRS Agency Crime Overview - 2022

2022 Population Estimate	3,380	Offenses (*)		Arrests (**)		
		Reported	Cleared	Adult	Juvenile	
<b>Offense Overview</b>		<b>Group A Offenses</b>				
		<b>Crimes Against Persons</b>				
Offense Total	27	Murder and Nonnegligent Manslaughter	0	0	0	0
Number Cleared	13	Negligent Manslaughter	0	0	0	0
Percent Cleared	48.15 %	Kidnapping/Abduction	1	0	0	0
Group A Crimes per 100,000 population	798.8	Rape	0	0	0	0
		Sodomy	0	0	0	0
		Sexual Assault With An Object	0	0	0	0
		Fondling	0	0	0	0
		Incest	0	0	0	0
		Statutory Rape	0	0	0	0
<b>Arrest Overview</b>		Aggravated Assault	0	0	0	0
Total Arrests	63	Simple Assault	8	7	5	0
Adult Arrests	63	Intimidation	3	3	2	0
Juvenile Arrests	0	Human Trafficking, Commercial Sex Acts	0	0	0	0
Unknown Age	0	Human Trafficking, Involuntary Servitude	0	0	0	0
Arrests per 100,000 population	1,863.9	<b>Crimes Against Property</b>				
		Arson	0	0	0	0
		Bribery	0	0	0	0
		Burglary/Breaking & Entering	3	1	1	0
		Counterfeiting/Forgery	1	1	1	0
		Destruction/Damage/Vandalism of Property	2	0	0	0
		Embezzlement	0	0	0	0
		Extortion/Blackmail	0	0	0	0
		False Pretenses/Swindle/Confidence Game	1	0	0	0
		Credit Card/Automated Teller Machine Fraud	0	0	0	0
		Impersonation	0	0	0	0
		Welfare Fraud	0	0	0	0
		Wire Fraud	0	0	0	0
		Identity Theft	0	0	0	0
		Hacking/Computer Invasion	0	0	0	0
		Robbery	1	1	0	0
		Pocket-picking	0	0	0	0
		Purse-snatching	0	0	0	0
		Shoplifting	0	0	0	0
		Theft From Building	1	0	0	0
		Theft From Coin Operated Machine or Device	0	0	0	0
		Theft From Motor Vehicle	0	0	0	0
		Theft of Motor Vehicle Parts/Accessories	0	0	0	0
		All Other Larceny	5	0	0	0
		Motor Vehicle Theft	1	0	0	0
		Stolen Property Offenses	0	0	0	0
		<b>Crimes Against Society</b>				
		Drug/Narcotic Violations	0	0	0	0
		Drug Equipment Violations	0	0	0	0
		Betting/Wagering	0	0	0	0
		Operating/Promoting/Assisting Gambling	0	0	0	0
		Gambling Equipment Violations	0	0	0	0
		Sports Tampering	0	0	0	0
		Pornography/Obscene Material	0	0	0	0
		Prostitution	0	0	0	0
		Assisting or Promoting Prostitution	0	0	0	0
		Purchasing Prostitution	0	0	0	0
		Weapon Law Violations	0	0	0	0
		Animal Cruelty	0	0	0	0
		<b>Total Group A Offenses</b>	<b>27</b>	<b>13</b>	<b>9</b>	<b>0</b>
<b>Group B Arrests</b>						
<b>Offense</b>	<b>Adult</b>	<b>Juvenile</b>				
Bad Checks	0	0				
Curfew/Loitering/Vagrancy Violations	0	0				
Disorderly Conduct	0	0				
Driving Under the Influence	6	0				
Drunkenness	0	0				
Family Offenses (Nonviolent)	0	0				
Liquor Law Violations	0	0				
Peeping Tom	0	0				
Trespass of Real Property	0	0				
All Other Offenses	48	0				
<b>Total Group B</b>	<b>54</b>	<b>0</b>				

(\*) Offenses are counted using the FBI Units of Count for Crime

(\*\*) The 'Arrests' column shows arrests made for incidents during the selected period, regardless of arrest date. Arrest counts for the same period may change over time.

**Cumberland PD - ME0031000 - NIBRS Agency Crime Overview - 2022**

2022 Population Estimate	8,616	Offenses (*)		Arrests (**)		
		Reported	Cleared	Adult	Juvenile	
<b>Offense Overview</b>		<b>Group A Offenses</b>				
		<b>Crimes Against Persons</b>				
Offense Total	69	Murder and Nonnegligent Manslaughter	0	0	0	0
Number Cleared	18	Negligent Manslaughter	0	0	0	0
Percent Cleared	26.09 %	Kidnapping/Abduction	0	0	0	0
Group A Crimes per 100,000 population	800.8	Rape	0	0	0	0
		Sodomy	0	0	0	0
		Sexual Assault With An Object	0	0	0	0
		Fondling	0	0	0	0
		Incest	0	0	0	0
		Statutory Rape	0	0	0	0
<b>Arrest Overview</b>		<b>Crimes Against Property</b>				
Total Arrests	36	Arson	0	0	0	0
Adult Arrests	32	Bribery	0	0	0	0
Juvenile Arrests	4	Burglary/Breaking & Entering	0	0	1	0
Unknown Age	0	Counterfeiting/Forgery	3	0	0	0
Arrests per 100,000 population	417.8	Destruction/Damage/Vandalism of Property	23	4	0	2
		Embezzlement	0	0	0	0
		Extortion/Blackmail	0	0	0	0
		False Pretenses/Swindle/Confidence Game	7	0	0	0
		Credit Card/Automated Teller Machine Fraud	0	0	0	0
		Impersonation	1	0	0	0
		Welfare Fraud	0	0	0	0
		Wire Fraud	0	0	0	0
		Identity Theft	0	0	0	0
		Hacking/Computer Invasion	0	0	0	0
		Robbery	0	0	0	0
		Pocket-picking	0	0	0	0
		Purse-snatching	0	0	0	0
		Shoplifting	0	0	0	0
		Theft From Building	0	0	0	0
		Theft From Coin Operated Machine or Device	0	0	0	0
		Theft From Motor Vehicle	2	1	0	0
		Theft of Motor Vehicle Parts/Accessories	0	0	0	0
		All Other Larceny	16	1	0	0
		Motor Vehicle Theft	0	0	0	0
		Stolen Property Offenses	0	0	0	0
		<b>Crimes Against Society</b>				
		Drug/Narcotic Violations	1	1	1	0
		Drug Equipment Violations	0	0	0	0
		Betting/Wagering	0	0	0	0
		Operating/Promoting/Assisting Gambling	0	0	0	0
		Gambling Equipment Violations	0	0	0	0
		Sports Tampering	0	0	0	0
		Pornography/Obscene Material	0	0	0	0
		Prostitution	0	0	0	0
		Assisting or Promoting Prostitution	0	0	0	0
		Purchasing Prostitution	0	0	0	0
		Weapon Law Violations	0	0	0	0
		Animal Cruelty	0	0	0	0
		<b>Total Group A Offenses</b>	<b>69</b>	<b>18</b>	<b>7</b>	<b>2</b>
<b>Group B Arrests</b>						
<b>Offense</b>	<b>Adult</b>	<b>Juvenile</b>				
Bad Checks	0	0				
Curfew/Loitering/Vagrancy Violations	0	0				
Disorderly Conduct	1	2				
Driving Under the Influence	12	0				
Drunkenness	0	0				
Family Offenses (Nonviolent)	0	0				
Liquor Law Violations	1	0				
Peeping Tom	0	0				
Trespass of Real Property	1	0				
All Other Offenses	10	0				
<b>Total Group B</b>	<b>25</b>	<b>2</b>				

(\*) Offenses are counted using the FBI Units of Count for Crime

(\*\*) The 'Arrests' column shows arrests made for incidents during the selected period, regardless of arrest date. Arrest counts for the same period may change over time.

**Cumberland SO - ME0030000 - NIBRS Agency Crime Overview - 2022**

2022 Population Estimate	54,820	Offenses (*)		Arrests (**)		
		Reported	Cleared	Adult	Juvenile	
<b>Offense Overview</b>		<b>Group A Offenses</b>				
		<b>Crimes Against Persons</b>				
Offense Total	938	Murder and Nonnegligent Manslaughter	0	0	0	0
Number Cleared	285	Negligent Manslaughter	0	0	0	0
Percent Cleared	30.38 %	Kidnapping/Abduction	5	4	0	0
Group A Crimes per 100,000 population	1,711.1	Rape	11	3	0	0
		Sodomy	1	1	0	0
		Sexual Assault With An Object	0	0	0	0
		Fondling	25	11	2	2
		Incest	0	0	0	0
<b>Arrest Overview</b>		Statutory Rape	0	0	0	0
Total Arrests	614	Aggravated Assault	18	14	7	1
Adult Arrests	584	Simple Assault	125	91	81	3
Juvenile Arrests	29	Intimidation	45	26	12	1
Unknown Age	1	Human Trafficking, Commercial Sex Acts	0	0	0	0
Arrests per 100,000 population	1,120.0	Human Trafficking, Involuntary Servitude	0	0	0	0
		<b>Crimes Against Property</b>				
		Arson	0	0	0	0
Average number offenses/incident	1.06	Bribery	1	0	0	0
		Burglary/Breaking & Entering	58	6	4	1
		Counterfeiting/Forgery	16	1	1	0
		Destruction/Damage/Vandalism of Property	118	20	11	2
		Embezzlement	4	1	0	0
		Extortion/Blackmail	0	0	0	0
		False Pretenses/Swindle/Confidence Game	11	3	0	0
		Credit Card/Automated Teller Machine Fraud	5	0	0	0
		Impersonation	167	1	0	0
		Welfare Fraud	0	0	0	0
		Wire Fraud	7	0	0	0
		Identity Theft	0	0	0	0
		Hacking/Computer Invasion	0	0	0	0
		Robbery	2	0	0	0
		Pocket-picking	0	0	0	0
		Purse-snatching	0	0	0	0
		Shoplifting	31	16	3	0
		Theft From Building	3	1	1	0
		Theft From Coin Operated Machine or Device	0	0	0	0
		Theft From Motor Vehicle	27	1	0	0
		Theft of Motor Vehicle Parts/Accessories	38	0	0	0
		All Other Larceny	126	25	26	1
		Motor Vehicle Theft	25	13	3	1
		Stolen Property Offenses	1	1	0	0
		<b>Crimes Against Society</b>				
		Drug/Narcotic Violations	59	43	31	8
		Drug Equipment Violations	3	2	1	0
		Betting/Wagering	0	0	0	0
		Operating/Promoting/Assisting Gambling	0	0	0	0
		Gambling Equipment Violations	0	0	0	0
		Sports Tampering	0	0	0	0
		Pornography/Obscene Material	0	0	0	0
		Prostitution	1	0	0	0
		Assisting or Promoting Prostitution	0	0	0	0
		Purchasing Prostitution	0	0	0	0
		Weapon Law Violations	4	1	1	0
		Animal Cruelty	1	0	0	0
		<b>Total Group A Offenses</b>	<b>938</b>	<b>285</b>	<b>184</b>	<b>20</b>
		<b>Group B Arrests</b>				
		<b>Offense</b>	<b>Adult</b>	<b>Juvenile</b>		
		Bad Checks	0	0		
		Curfew/Loitering/Vagrancy Violations	0	0		
		Disorderly Conduct	14	7		
		Driving Under the Influence	166	1		
		Drunkenness	0	0		
		Family Offenses (Nonviolent)	1	0		
		Liquor Law Violations	5	1		
		Peeping Tom	0	0		
		Trespass of Real Property	13	0		
		All Other Offenses	201	0		
		<b>Total Group B</b>	<b>400</b>	<b>9</b>		

(\*) Offenses are counted using the FBI Units of Count for Crime

(\*\*) The 'Arrests' column shows arrests made for incidents during the selected period, regardless of arrest date. Arrest counts for the same period may change over time.



**Damariscotta PD - ME0080200 - NIBRS Agency Crime Overview - 2022**

2022 Population Estimate	2,332	Offenses (*)		Arrests (**)		
		Reported	Cleared	Adult	Juvenile	
<b>Offense Overview</b>		<b>Group A Offenses</b>				
		<b>Crimes Against Persons</b>				
Offense Total	36	Murder and Nonnegligent Manslaughter	0	0	0	0
Number Cleared	20	Negligent Manslaughter	0	0	0	0
Percent Cleared	55.56 %	Kidnapping/Abduction	0	0	0	0
Group A Crimes per 100,000 population	1,543.7	Rape	0	0	0	0
		Sodomy	0	0	0	0
		Sexual Assault With An Object	0	0	0	0
		Fondling	1	0	0	0
		Incest	0	0	0	0
		Statutory Rape	0	0	0	0
<b>Arrest Overview</b>		Aggravated Assault	1	1	1	0
Total Arrests	62	Simple Assault	6	5	4	0
Adult Arrests	57	Intimidation	6	3	1	1
Juvenile Arrests	5	Human Trafficking, Commercial Sex Acts	0	0	0	0
Unknown Age	0	Human Trafficking, Involuntary Servitude	0	0	0	0
Arrests per 100,000 population	2,658.7	<b>Crimes Against Property</b>				
		Arson	0	0	0	0
		Bribery	0	0	0	0
		Burglary/Breaking & Entering	3	1	1	0
		Counterfeiting/Forgery	0	0	0	0
		Destruction/Damage/Vandalism of Property	2	0	0	0
		Embezzlement	0	0	0	0
		Extortion/Blackmail	0	0	0	0
		False Pretenses/Swindle/Confidence Game	2	1	0	0
		Credit Card/Automated Teller Machine Fraud	0	0	0	0
		Impersonation	0	0	0	0
		Welfare Fraud	0	0	0	0
		Wire Fraud	0	0	0	0
		Identity Theft	0	0	0	0
		Hacking/Computer Invasion	0	0	0	0
		Robbery	0	0	0	0
		Pocket-picking	0	0	0	0
		Purse-snatching	0	0	0	0
		Shoplifting	3	3	1	2
		Theft From Building	0	0	0	0
		Theft From Coin Operated Machine or Device	0	0	0	0
		Theft From Motor Vehicle	0	0	0	0
		Theft of Motor Vehicle Parts/Accessories	0	0	0	0
		All Other Larceny	12	6	4	0
		Motor Vehicle Theft	0	0	0	0
		Stolen Property Offenses	0	0	0	0
		<b>Crimes Against Society</b>				
		Drug/Narcotic Violations	0	0	0	0
		Drug Equipment Violations	0	0	0	0
		Betting/Wagering	0	0	0	0
		Operating/Promoting/Assisting Gambling	0	0	0	0
		Gambling Equipment Violations	0	0	0	0
		Sports Tampering	0	0	0	0
		Pornography/Obscene Material	0	0	0	0
		Prostitution	0	0	0	0
		Assisting or Promoting Prostitution	0	0	0	0
		Purchasing Prostitution	0	0	0	0
		Weapon Law Violations	0	0	0	0
		Animal Cruelty	0	0	0	0
		<b>Total Group A Offenses</b>	<b>36</b>	<b>20</b>	<b>12</b>	<b>3</b>
<b>Group B Arrests</b>						
<b>Offense</b>	<b>Adult</b>	<b>Juvenile</b>				
Bad Checks	1	0				
Curfew/Loitering/Vagrancy Violations	0	0				
Disorderly Conduct	2	0				
Driving Under the Influence	7	0				
Drunkenness	0	0				
Family Offenses (Nonviolent)	0	0				
Liquor Law Violations	0	0				
Peeping Tom	0	0				
Trespass of Real Property	1	0				
All Other Offenses	34	2				
<b>Total Group B</b>	<b>45</b>	<b>2</b>				

(\*) Offenses are counted using the FBI Units of Count for Crime

(\*\*) The 'Arrests' column shows arrests made for incidents during the selected period, regardless of arrest date. Arrest counts for the same period may change over time.

## Dexter PD - ME0100300 - NIBRS Agency Crime Overview - 2022

2022 Population Estimate	3,793	Offenses (*)		Arrests (**)		
		Reported	Cleared	Adult	Juvenile	
<b>Offense Overview</b>		<b>Group A Offenses</b>				
		<b>Crimes Against Persons</b>				
Offense Total	124	Murder and Nonnegligent Manslaughter	0	0	0	0
Number Cleared	50	Negligent Manslaughter	0	0	0	0
Percent Cleared	40.32 %	Kidnapping/Abduction	0	0	1	0
Group A Crimes per 100,000 population	3,269.2	Rape	1	1	1	0
		Sodomy	0	0	0	0
		Sexual Assault With An Object	0	0	0	0
		Fondling	6	0	0	0
		Incest	0	0	0	0
		Statutory Rape	1	0	0	0
<b>Arrest Overview</b>		Aggravated Assault	0	0	0	0
Total Arrests	89	Simple Assault	14	11	8	0
Adult Arrests	87	Intimidation	44	7	7	0
Juvenile Arrests	2	Human Trafficking, Commercial Sex Acts	0	0	0	0
Unknown Age	0	Human Trafficking, Involuntary Servitude	0	0	0	0
Arrests per 100,000 population	2,346.4	<b>Crimes Against Property</b>				
		Arson	0	0	0	0
		Bribery	0	0	0	0
		Burglary/Breaking & Entering	2	2	3	0
		Counterfeiting/Forgery	0	0	0	0
		Destruction/Damage/Vandalism of Property	5	1	0	2
		Embezzlement	0	0	0	0
		Extortion/Blackmail	0	0	0	0
		False Pretenses/Swindle/Confidence Game	0	0	0	0
		Credit Card/Automated Teller Machine Fraud	0	0	0	0
		Impersonation	0	0	0	0
		Welfare Fraud	0	0	0	0
		Wire Fraud	0	0	0	0
		Identity Theft	0	0	0	0
		Hacking/Computer Invasion	0	0	0	0
		Robbery	0	0	0	0
		Pocket-picking	0	0	0	0
		Purse-snatching	0	0	0	0
		Shoplifting	5	3	0	0
		Theft From Building	1	0	0	0
		Theft From Coin Operated Machine or Device	0	0	0	0
		Theft From Motor Vehicle	1	0	0	0
		Theft of Motor Vehicle Parts/Accessories	0	0	0	0
		All Other Larceny	20	7	10	0
		Motor Vehicle Theft	1	0	1	0
		Stolen Property Offenses	0	0	0	0
		<b>Crimes Against Society</b>				
		Drug/Narcotic Violations	17	16	15	0
		Drug Equipment Violations	4	0	0	0
		Betting/Wagering	0	0	0	0
		Operating/Promoting/Assisting Gambling	0	0	0	0
		Gambling Equipment Violations	0	0	0	0
		Sports Tampering	0	0	0	0
		Pornography/Obscene Material	0	0	0	0
		Prostitution	0	0	0	0
		Assisting or Promoting Prostitution	0	0	0	0
		Purchasing Prostitution	0	0	0	0
		Weapon Law Violations	1	1	1	0
		Animal Cruelty	1	1	0	0
		<b>Total Group A Offenses</b>	<b>124</b>	<b>50</b>	<b>47</b>	<b>2</b>
<b>Group B Arrests</b>						
<b>Offense</b>	<b>Adult</b>	<b>Juvenile</b>				
Bad Checks	0	0				
Curfew/Loitering/Vagrancy Violations	0	0				
Disorderly Conduct	3	0				
Driving Under the Influence	16	0				
Drunkenness	0	0				
Family Offenses (Nonviolent)	1	0				
Liquor Law Violations	0	0				
Peeping Tom	0	0				
Trespass of Real Property	2	0				
All Other Offenses	18	0				
<b>Total Group B</b>	<b>40</b>	<b>0</b>				

(\*) Offenses are counted using the FBI Units of Count for Crime

(\*\*) The 'Arrests' column shows arrests made for incidents during the selected period, regardless of arrest date. Arrest counts for the same period may change over time.

## Dover-Foxcroft PD - ME0110100 - NIBRS Agency Crime Overview - 2022

2022 Population Estimate	4,537	Offenses (*)		Arrests (**)		
		Reported	Cleared	Adult	Juvenile	
<b>Offense Overview</b>		<b>Group A Offenses</b>				
		<b>Crimes Against Persons</b>				
Offense Total	134	Murder and Nonnegligent Manslaughter	0	0	0	0
Number Cleared	36	Negligent Manslaughter	0	0	0	0
Percent Cleared	26.87 %	Kidnapping/Abduction	0	0	0	0
Group A Crimes per 100,000 population	2,953.5	Rape	0	0	0	0
		Sodomy	0	0	0	0
		Sexual Assault With An Object	0	0	0	0
		Fondling	2	0	0	0
		Incest	0	0	0	0
		Statutory Rape	0	0	0	0
<b>Arrest Overview</b>		Aggravated Assault	0	0	0	0
Total Arrests	48	Simple Assault	34	16	11	0
Adult Arrests	47	Intimidation	41	4	2	1
Juvenile Arrests	1	Human Trafficking, Commercial Sex Acts	0	0	0	0
Unknown Age	0	Human Trafficking, Involuntary Servitude	0	0	0	0
Arrests per 100,000 population	1,058.0	<b>Crimes Against Property</b>				
		Arson	0	0	0	0
		Bribery	0	0	0	0
		Burglary/Breaking & Entering	2	1	2	0
		Counterfeiting/Forgery	0	0	0	0
		Destruction/Damage/Vandalism of Property	15	5	4	0
		Embezzlement	1	0	0	0
		Extortion/Blackmail	0	0	0	0
		False Pretenses/Swindle/Confidence Game	4	0	0	0
		Credit Card/Automated Teller Machine Fraud	0	0	0	0
		Impersonation	3	0	0	0
		Welfare Fraud	0	0	0	0
		Wire Fraud	0	0	0	0
		Identity Theft	0	0	0	0
		Hacking/Computer Invasion	0	0	0	0
		Robbery	0	0	0	0
		Pocket-picking	0	0	0	0
		Purse-snatching	0	0	0	0
		Shoplifting	6	3	0	0
		Theft From Building	0	0	0	0
		Theft From Coin Operated Machine or Device	0	0	0	0
		Theft From Motor Vehicle	1	0	0	0
		Theft of Motor Vehicle Parts/Accessories	0	0	0	0
		All Other Larceny	19	5	6	0
		Motor Vehicle Theft	3	0	0	0
		Stolen Property Offenses	0	0	0	0
		<b>Crimes Against Society</b>				
		Drug/Narcotic Violations	3	2	2	0
		Drug Equipment Violations	0	0	0	0
		Betting/Wagering	0	0	0	0
		Operating/Promoting/Assisting Gambling	0	0	0	0
		Gambling Equipment Violations	0	0	0	0
		Sports Tampering	0	0	0	0
		Pornography/Obscene Material	0	0	0	0
		Prostitution	0	0	0	0
		Assisting or Promoting Prostitution	0	0	0	0
		Purchasing Prostitution	0	0	0	0
		Weapon Law Violations	0	0	0	0
		Animal Cruelty	0	0	0	0
		<b>Total Group A Offenses</b>	<b>134</b>	<b>36</b>	<b>27</b>	<b>1</b>
<b>Group B Arrests</b>						
<b>Offense</b>	<b>Adult</b>	<b>Juvenile</b>				
Bad Checks	0	0				
Curfew/Loitering/Vagrancy Violations	0	0				
Disorderly Conduct	1	0				
Driving Under the Influence	9	0				
Drunkenness	0	0				
Family Offenses (Nonviolent)	0	0				
Liquor Law Violations	1	0				
Peeping Tom	0	0				
Trespass of Real Property	0	0				
All Other Offenses	9	0				
<b>Total Group B</b>	<b>20</b>	<b>0</b>				

(\*) Offenses are counted using the FBI Units of Count for Crime

(\*\*) The 'Arrests' column shows arrests made for incidents during the selected period, regardless of arrest date. Arrest counts for the same period may change over time.

## East Millinocket PD - ME0101000 - NIBRS Agency Crime Overview - 2022

2022 Population Estimate	6,823	Offenses (*)		Arrests (**)		
		Reported	Cleared	Adult	Juvenile	
<b>Offense Overview</b>		<b>Group A Offenses</b>				
		<b>Crimes Against Persons</b>				
Offense Total	208	Murder and Nonnegligent Manslaughter	0	0	0	0
Number Cleared	142	Negligent Manslaughter	0	0	0	0
Percent Cleared	68.27 %	Kidnapping/Abduction	3	3	0	0
Group A Crimes per 100,000 population	3,048.5	Rape	0	0	0	0
		Sodomy	0	0	0	0
		Sexual Assault With An Object	0	0	0	0
		Fondling	0	0	0	0
		Incest	0	0	0	0
		Statutory Rape	0	0	0	0
<b>Arrest Overview</b>		<b>Crimes Against Property</b>				
Total Arrests	241	Arson	0	0	0	0
Adult Arrests	225	Bribery	0	0	0	0
Juvenile Arrests	16	Burglary/Breaking & Entering	13	5	2	2
Unknown Age	0	Counterfeiting/Forgery	0	0	0	0
Arrests per 100,000 population	3,532.2	Destruction/Damage/Vandalism of Property	28	15	2	3
Average number offenses/incident	1.14	Embezzlement	0	0	0	0
		Extortion/Blackmail	0	0	0	0
		False Pretenses/Swindle/Confidence Game	1	1	2	0
		Credit Card/Automated Teller Machine Fraud	0	0	0	0
		Impersonation	0	0	0	0
		Welfare Fraud	0	0	0	0
		Wire Fraud	0	0	0	0
		Identity Theft	0	0	0	0
		Hacking/Computer Invasion	0	0	0	0
		Robbery	1	1	0	1
		Pocket-picking	0	0	0	0
		Purse-snatching	0	0	0	0
		Shoplifting	13	13	0	0
		Theft From Building	1	0	0	0
		Theft From Coin Operated Machine or Device	0	0	0	0
		Theft From Motor Vehicle	9	1	0	1
		Theft of Motor Vehicle Parts/Accessories	1	0	0	0
		All Other Larceny	35	12	25	2
		Motor Vehicle Theft	8	3	2	1
		Stolen Property Offenses	1	1	1	0
		<b>Crimes Against Society</b>				
		Drug/Narcotic Violations	47	46	48	0
		Drug Equipment Violations	0	0	0	0
		Betting/Wagering	0	0	0	0
		Operating/Promoting/Assisting Gambling	0	0	0	0
		Gambling Equipment Violations	0	0	0	0
		Sports Tampering	0	0	0	0
		Pornography/Obscene Material	0	0	0	0
		Prostitution	0	0	0	0
		Assisting or Promoting Prostitution	0	0	0	0
		Purchasing Prostitution	0	0	0	0
		Weapon Law Violations	2	2	1	0
		Animal Cruelty	1	1	0	1
		<b>Total Group A Offenses</b>	<b>208</b>	<b>142</b>	<b>110</b>	<b>13</b>
<b>Group B Arrests</b>						
<b>Offense</b>	<b>Adult</b>	<b>Juvenile</b>				
Bad Checks	1	0				
Curfew/Loitering/Vagrancy Violations	0	0				
Disorderly Conduct	4	0				
Driving Under the Influence	30	0				
Drunkenness	0	0				
Family Offenses (Nonviolent)	1	0				
Liquor Law Violations	4	0				
Peeping Tom	0	0				
Trespass of Real Property	7	1				
All Other Offenses	68	2				
<b>Total Group B</b>	<b>115</b>	<b>3</b>				

(\*) Offenses are counted using the FBI Units of Count for Crime

(\*\*) The 'Arrests' column shows arrests made for incidents during the selected period, regardless of arrest date. Arrest counts for the same period may change over time.

## Eastport PD - ME0150200 - NIBRS Agency Crime Overview - 2022

2022 Population Estimate	1,282	Offenses (*)		Arrests (**)		
		Reported	Cleared	Adult	Juvenile	
<b>Offense Overview</b>		<b>Group A Offenses</b>				
		<b>Crimes Against Persons</b>				
Offense Total	2	Murder and Nonnegligent Manslaughter	0	0	0	0
Number Cleared	2	Negligent Manslaughter	0	0	0	0
Percent Cleared	100.00 %	Kidnapping/Abduction	0	0	0	0
Group A Crimes per 100,000 population	156.0	Rape	0	0	0	0
		Sodomy	0	0	0	0
		Sexual Assault With An Object	0	0	0	0
		Fondling	0	0	0	0
		Incest	0	0	0	0
		Statutory Rape	0	0	0	0
<b>Arrest Overview</b>		<b>Crimes Against Property</b>				
Total Arrests	2	Aggravated Assault	2	2	1	0
Adult Arrests	2	Simple Assault	0	0	0	0
Juvenile Arrests	0	Intimidation	0	0	0	0
Unknown Age	0	Human Trafficking, Commercial Sex Acts	0	0	0	0
Arrests per 100,000 population	156.0	Human Trafficking, Involuntary Servitude	0	0	0	0
		Arson	0	0	0	0
Average number offenses/incident	2.00	Bribery	0	0	0	0
		Burglary/Breaking & Entering	0	0	0	0
		Counterfeiting/Forgery	0	0	0	0
		Destruction/Damage/Vandalism of Property	0	0	0	0
		Embezzlement	0	0	0	0
		Extortion/Blackmail	0	0	0	0
		False Pretenses/Swindle/Confidence Game	0	0	0	0
		Credit Card/Automated Teller Machine Fraud	0	0	0	0
		Impersonation	0	0	0	0
		Welfare Fraud	0	0	0	0
		Wire Fraud	0	0	0	0
		Identity Theft	0	0	0	0
		Hacking/Computer Invasion	0	0	0	0
		Robbery	0	0	0	0
		Pocket-picking	0	0	0	0
		Purse-snatching	0	0	0	0
		Shoplifting	0	0	0	0
		Theft From Building	0	0	0	0
		Theft From Coin Operated Machine or Device	0	0	0	0
		Theft From Motor Vehicle	0	0	0	0
		Theft of Motor Vehicle Parts/Accessories	0	0	0	0
		All Other Larceny	0	0	0	0
		Motor Vehicle Theft	0	0	0	0
		Stolen Property Offenses	0	0	0	0
		<b>Crimes Against Society</b>				
		Drug/Narcotic Violations	0	0	0	0
		Drug Equipment Violations	0	0	0	0
		Betting/Wagering	0	0	0	0
		Operating/Promoting/Assisting Gambling	0	0	0	0
		Gambling Equipment Violations	0	0	0	0
		Sports Tampering	0	0	0	0
		Pornography/Obscene Material	0	0	0	0
		Prostitution	0	0	0	0
		Assisting or Promoting Prostitution	0	0	0	0
		Purchasing Prostitution	0	0	0	0
		Weapon Law Violations	0	0	0	0
		Animal Cruelty	0	0	0	0
		<b>Total Group A Offenses</b>	<b>2</b>	<b>2</b>	<b>1</b>	<b>0</b>
<b>Group B Arrests</b>						
<b>Offense</b>	<b>Adult</b>	<b>Juvenile</b>				
Bad Checks	0	0				
Curfew/Loitering/Vagrancy Violations	0	0				
Disorderly Conduct	0	0				
Driving Under the Influence	0	0				
Drunkenness	0	0				
Family Offenses (Nonviolent)	0	0				
Liquor Law Violations	0	0				
Peeping Tom	0	0				
Trespass of Real Property	1	0				
All Other Offenses	0	0				
<b>Total Group B</b>	<b>1</b>	<b>0</b>				

(\*) Offenses are counted using the FBI Units of Count for Crime

(\*\*) The 'Arrests' column shows arrests made for incidents during the selected period, regardless of arrest date. Arrest counts for the same period may change over time.

This report is valid as of September 25, 2023 and is subject to change

## Eliot PD - ME0160700 - NIBRS Agency Crime Overview - 2022

2022 Population Estimate	7,162	Offenses (*)		Arrests (**)		
		Reported	Cleared	Adult	Juvenile	
<b>Offense Overview</b>		<b>Group A Offenses</b>				
		<b>Crimes Against Persons</b>				
Offense Total	52	Murder and Nonnegligent Manslaughter	0	0	0	0
Number Cleared	19	Negligent Manslaughter	0	0	0	0
Percent Cleared	36.54 %	Kidnapping/Abduction	0	0	0	0
Group A Crimes per 100,000 population	726.1	Rape	0	0	0	0
		Sodomy	0	0	0	0
		Sexual Assault With An Object	0	0	0	0
		Fondling	0	0	0	0
		Incest	0	0	0	0
		Statutory Rape	0	0	0	0
<b>Arrest Overview</b>		Aggravated Assault	1	1	1	0
Total Arrests	57	Simple Assault	12	10	8	1
Adult Arrests	56	Intimidation	4	1	1	0
Juvenile Arrests	1	Human Trafficking, Commercial Sex Acts	0	0	0	0
Unknown Age	0	Human Trafficking, Involuntary Servitude	0	0	0	0
Arrests per 100,000 population	795.9	<b>Crimes Against Property</b>				
		Arson	0	0	0	0
		Bribery	0	0	0	0
		Burglary/Breaking & Entering	2	1	1	0
		Counterfeiting/Forgery	3	1	1	0
		Destruction/Damage/Vandalism of Property	5	1	0	0
		Embezzlement	0	0	0	0
		Extortion/Blackmail	0	0	0	0
		False Pretenses/Swindle/Confidence Game	5	0	0	0
		Credit Card/Automated Teller Machine Fraud	0	0	0	0
		Impersonation	0	0	0	0
		Welfare Fraud	0	0	0	0
		Wire Fraud	3	0	0	0
		Identity Theft	0	0	0	0
		Hacking/Computer Invasion	0	0	0	0
		Robbery	0	0	0	0
		Pocket-picking	0	0	0	0
		Purse-snatching	0	0	0	0
		Shoplifting	0	0	0	0
		Theft From Building	1	0	0	0
		Theft From Coin Operated Machine or Device	0	0	0	0
		Theft From Motor Vehicle	0	0	0	0
		Theft of Motor Vehicle Parts/Accessories	0	0	0	0
		All Other Larceny	13	2	3	0
		Motor Vehicle Theft	3	2	2	0
		Stolen Property Offenses	0	0	0	0
		<b>Crimes Against Society</b>				
		Drug/Narcotic Violations	0	0	0	0
		Drug Equipment Violations	0	0	0	0
		Betting/Wagering	0	0	0	0
		Operating/Promoting/Assisting Gambling	0	0	0	0
		Gambling Equipment Violations	0	0	0	0
		Sports Tampering	0	0	0	0
		Pornography/Obscene Material	0	0	0	0
		Prostitution	0	0	0	0
		Assisting or Promoting Prostitution	0	0	0	0
		Purchasing Prostitution	0	0	0	0
		Weapon Law Violations	0	0	0	0
		Animal Cruelty	0	0	0	0
		<b>Total Group A Offenses</b>	<b>52</b>	<b>19</b>	<b>17</b>	<b>1</b>
<b>Group B Arrests</b>						
<b>Offense</b>	<b>Adult</b>	<b>Juvenile</b>				
Bad Checks	0	0				
Curfew/Loitering/Vagrancy Violations	0	0				
Disorderly Conduct	3	0				
Driving Under the Influence	14	0				
Drunkenness	0	0				
Family Offenses (Nonviolent)	1	0				
Liquor Law Violations	0	0				
Peeping Tom	0	0				
Trespass of Real Property	1	0				
All Other Offenses	20	0				
<b>Total Group B</b>	<b>39</b>	<b>0</b>				

(\*) Offenses are counted using the FBI Units of Count for Crime

(\*\*) The 'Arrests' column shows arrests made for incidents during the selected period, regardless of arrest date. Arrest counts for the same period may change over time.

## Ellsworth PD - ME0050200 - NIBRS Agency Crime Overview - 2022

2022 Population Estimate	8,676	Offenses (*)		Arrests (**)		
		Reported	Cleared	Adult	Juvenile	
<b>Offense Overview</b>		<b>Group A Offenses</b>				
		<b>Crimes Against Persons</b>				
Offense Total	714	Murder and Nonnegligent Manslaughter	0	0	0	0
Number Cleared	407	Negligent Manslaughter	0	0	0	0
Percent Cleared	57.00 %	Kidnapping/Abduction	1	1	3	0
Group A Crimes per 100,000 population	8,229.6	Rape	7	2	2	0
		Sodomy	0	0	0	0
		Sexual Assault With An Object	0	0	0	0
		Fondling	7	1	1	0
		Incest	0	0	0	0
<b>Arrest Overview</b>		Statutory Rape	2	0	0	0
Total Arrests	464	Aggravated Assault	4	3	2	0
Adult Arrests	424	Simple Assault	86	57	30	8
Juvenile Arrests	40	Intimidation	140	56	5	1
Unknown Age	0	Human Trafficking, Commercial Sex Acts	0	0	0	0
Arrests per 100,000 population	5,348.1	Human Trafficking, Involuntary Servitude	0	0	0	0
		<b>Crimes Against Property</b>				
		Arson	0	0	0	0
Average number offenses/incident	1.09	Bribery	0	0	0	0
		Burglary/Breaking & Entering	5	2	3	0
		Counterfeiting/Forgery	15	4	2	0
		Destruction/Damage/Vandalism of Property	41	20	9	7
		Embezzlement	4	4	0	0
		Extortion/Blackmail	0	0	0	0
		False Pretenses/Swindle/Confidence Game	23	6	4	0
		Credit Card/Automated Teller Machine Fraud	2	0	0	0
		Impersonation	26	2	2	0
		Welfare Fraud	0	0	0	0
		Wire Fraud	0	0	0	0
		Identity Theft	0	0	0	0
		Hacking/Computer Invasion	0	0	0	0
		Robbery	2	2	0	0
		Pocket-picking	0	0	0	0
		Purse-snatching	0	0	0	0
		Shoplifting	204	179	173	6
		Theft From Building	32	8	1	1
		Theft From Coin Operated Machine or Device	0	0	0	0
		Theft From Motor Vehicle	11	3	0	0
		Theft of Motor Vehicle Parts/Accessories	6	0	0	0
		All Other Larceny	39	12	28	1
		Motor Vehicle Theft	5	2	1	0
		Stolen Property Offenses	0	0	0	0
		<b>Crimes Against Society</b>				
		Drug/Narcotic Violations	41	40	32	5
		Drug Equipment Violations	0	0	0	0
		Betting/Wagering	0	0	0	0
		Operating/Promoting/Assisting Gambling	0	0	0	0
		Gambling Equipment Violations	0	0	0	0
		Sports Tampering	0	0	0	0
		Pornography/Obscene Material	2	1	1	0
		Prostitution	1	0	0	0
		Assisting or Promoting Prostitution	1	0	0	0
		Purchasing Prostitution	0	0	0	0
		Weapon Law Violations	2	2	2	0
		Animal Cruelty	5	0	0	0
		<b>Total Group A Offenses</b>	<b>714</b>	<b>407</b>	<b>301</b>	<b>29</b>
<b>Group B Arrests</b>						
<b>Offense</b>	<b>Adult</b>	<b>Juvenile</b>				
Bad Checks	0	0				
Curfew/Loitering/Vagrancy Violations	0	0				
Disorderly Conduct	7	2				
Driving Under the Influence	23	1				
Drunkenness	0	0				
Family Offenses (Nonviolent)	0	0				
Liquor Law Violations	7	7				
Peeping Tom	0	0				
Trespass of Real Property	10	1				
All Other Offenses	76	0				
<b>Total Group B</b>	<b>123</b>	<b>11</b>				

(\*) Offenses are counted using the FBI Units of Count for Crime

(\*\*) The 'Arrests' column shows arrests made for incidents during the selected period, regardless of arrest date. Arrest counts for the same period may change over time.

**Fairfield PD - ME0130100 - NIBRS Agency Crime Overview - 2022**

2022 Population Estimate	6,507	Offenses (*)		Arrests (**)		
		Reported	Cleared	Adult	Juvenile	
<b>Offense Overview</b>		<b>Group A Offenses</b>				
		<b>Crimes Against Persons</b>				
Offense Total	315	Murder and Nonnegligent Manslaughter	0	0	0	0
Number Cleared	84	Negligent Manslaughter	0	0	0	0
Percent Cleared	26.67 %	Kidnapping/Abduction	1	0	0	0
Group A Crimes per 100,000 population	4,840.9	Rape	5	0	0	0
		Sodomy	0	0	0	0
		Sexual Assault With An Object	0	0	0	0
		Fondling	1	0	0	0
		Incest	0	0	0	0
		Statutory Rape	1	0	0	0
<b>Arrest Overview</b>		Aggravated Assault	3	2	3	2
Total Arrests	213	Simple Assault	67	36	28	2
Adult Arrests	172	Intimidation	26	10	5	3
Juvenile Arrests	41	Human Trafficking, Commercial Sex Acts	0	0	0	0
Unknown Age	0	Human Trafficking, Involuntary Servitude	0	0	0	0
Arrests per 100,000 population	3,273.4	<b>Crimes Against Property</b>				
		Arson	0	0	0	0
		Bribery	0	0	0	0
		Burglary/Breaking & Entering	13	1	2	0
		Counterfeiting/Forgery	2	0	0	0
		Destruction/Damage/Vandalism of Property	62	12	3	5
		Embezzlement	0	0	0	0
		Extortion/Blackmail	0	0	0	0
		False Pretenses/Swindle/Confidence Game	14	2	2	0
		Credit Card/Automated Teller Machine Fraud	1	0	0	0
		Impersonation	0	0	0	0
		Welfare Fraud	0	0	0	0
		Wire Fraud	0	0	0	0
		Identity Theft	0	0	0	0
		Hacking/Computer Invasion	0	0	0	0
		Robbery	3	2	1	0
		Pocket-picking	0	0	0	0
		Purse-snatching	0	0	0	0
		Shoplifting	0	0	0	0
		Theft From Building	0	0	0	0
		Theft From Coin Operated Machine or Device	0	0	0	0
		Theft From Motor Vehicle	9	1	1	0
		Theft of Motor Vehicle Parts/Accessories	0	0	0	0
		All Other Larceny	89	12	7	4
		Motor Vehicle Theft	10	1	0	3
		Stolen Property Offenses	0	0	0	0
		<b>Crimes Against Society</b>				
		Drug/Narcotic Violations	5	4	2	0
		Drug Equipment Violations	1	0	0	0
		Betting/Wagering	0	0	0	0
		Operating/Promoting/Assisting Gambling	0	0	0	0
		Gambling Equipment Violations	0	0	0	0
		Sports Tampering	0	0	0	0
		Pornography/Obscene Material	1	0	0	0
		Prostitution	1	1	0	0
		Assisting or Promoting Prostitution	0	0	0	0
		Purchasing Prostitution	0	0	0	0
		Weapon Law Violations	0	0	0	0
		Animal Cruelty	0	0	0	0
		<b>Total Group A Offenses</b>	<b>315</b>	<b>84</b>	<b>54</b>	<b>19</b>
<b>Group B Arrests</b>						
<b>Offense</b>	<b>Adult</b>	<b>Juvenile</b>				
Bad Checks	0	0				
Curfew/Loitering/Vagrancy Violations	0	2				
Disorderly Conduct	5	5				
Driving Under the Influence	21	0				
Drunkenness	0	0				
Family Offenses (Nonviolent)	0	0				
Liquor Law Violations	0	0				
Peeping Tom	0	0				
Trespass of Real Property	0	5				
All Other Offenses	92	10				
<b>Total Group B</b>	<b>118</b>	<b>22</b>				

(\*) Offenses are counted using the FBI Units of Count for Crime

(\*\*) The 'Arrests' column shows arrests made for incidents during the selected period, regardless of arrest date. Arrest counts for the same period may change over time.



## Falmouth PD - ME0030300 - NIBRS Agency Crime Overview - 2022

2022 Population Estimate	12,695	Offenses (*)		Arrests (**)		
		Reported	Cleared	Adult	Juvenile	
<b>Offense Overview</b>		<b>Group A Offenses</b>				
		<b>Crimes Against Persons</b>				
Offense Total	213	Murder and Nonnegligent Manslaughter	0	0	0	0
Number Cleared	71	Negligent Manslaughter	0	0	0	0
Percent Cleared	33.33 %	Kidnapping/Abduction	0	0	0	0
Group A Crimes per 100,000 population	1,677.8	Rape	1	0	0	0
		Sodomy	0	0	0	0
		Sexual Assault With An Object	0	0	0	0
		Fondling	2	2	0	0
		Incest	0	0	0	0
		Statutory Rape	3	0	0	0
<b>Arrest Overview</b>		Aggravated Assault	3	2	2	0
Total Arrests	121	Simple Assault	18	17	16	1
Adult Arrests	111	Intimidation	8	4	3	0
Juvenile Arrests	10	Human Trafficking, Commercial Sex Acts	0	0	0	0
Unknown Age	0	Human Trafficking, Involuntary Servitude	0	0	0	0
Arrests per 100,000 population	953.1	<b>Crimes Against Property</b>				
		Arson	2	1	1	0
		Bribery	0	0	0	0
		Burglary/Breaking & Entering	4	0	0	0
		Counterfeiting/Forgery	5	0	1	0
		Destruction/Damage/Vandalism of Property	38	8	2	1
		Embezzlement	0	0	0	0
		Extortion/Blackmail	4	1	1	0
		False Pretenses/Swindle/Confidence Game	21	5	4	0
		Credit Card/Automated Teller Machine Fraud	5	1	1	0
		Impersonation	0	0	0	0
		Welfare Fraud	0	0	0	0
		Wire Fraud	1	0	0	0
		Identity Theft	0	0	0	0
		Hacking/Computer Invasion	0	0	0	0
		Robbery	0	0	0	0
		Pocket-picking	0	0	0	0
		Purse-snatching	0	0	0	0
		Shoplifting	6	3	3	0
		Theft From Building	0	0	0	0
		Theft From Coin Operated Machine or Device	0	0	0	0
		Theft From Motor Vehicle	24	3	1	0
		Theft of Motor Vehicle Parts/Accessories	2	0	0	0
		All Other Larceny	50	13	9	0
		Motor Vehicle Theft	7	5	3	2
		Stolen Property Offenses	0	0	0	0
		<b>Crimes Against Society</b>				
		Drug/Narcotic Violations	7	6	5	0
		Drug Equipment Violations	0	0	0	0
		Betting/Wagering	0	0	0	0
		Operating/Promoting/Assisting Gambling	0	0	0	0
		Gambling Equipment Violations	0	0	0	0
		Sports Tampering	0	0	0	0
		Pornography/Obscene Material	2	0	0	0
		Prostitution	0	0	0	0
		Assisting or Promoting Prostitution	0	0	0	0
		Purchasing Prostitution	0	0	0	0
		Weapon Law Violations	0	0	0	0
		Animal Cruelty	0	0	0	0
		<b>Total Group A Offenses</b>	<b>213</b>	<b>71</b>	<b>52</b>	<b>4</b>
<b>Group B Arrests</b>						
<b>Offense</b>	<b>Adult</b>	<b>Juvenile</b>				
Bad Checks	0	0				
Curfew/Loitering/Vagrancy Violations	0	0				
Disorderly Conduct	0	0				
Driving Under the Influence	32	0				
Drunkenness	0	0				
Family Offenses (Nonviolent)	0	0				
Liquor Law Violations	4	3				
Peeping Tom	0	0				
Trespass of Real Property	0	0				
All Other Offenses	23	3				
<b>Total Group B</b>	<b>59</b>	<b>6</b>				

(\*) Offenses are counted using the FBI Units of Count for Crime

(\*\*) The 'Arrests' column shows arrests made for incidents during the selected period, regardless of arrest date. Arrest counts for the same period may change over time.

**Farmington PD - ME0040100 - NIBRS Agency Crime Overview - 2022**

2022 Population Estimate	7,520	Offenses (*)		Arrests (**)		
		Reported	Cleared	Adult	Juvenile	
<b>Offense Overview</b>		<b>Group A Offenses</b>				
		<b>Crimes Against Persons</b>				
Offense Total	218	Murder and Nonnegligent Manslaughter	0	0	0	0
Number Cleared	127	Negligent Manslaughter	0	0	0	0
Percent Cleared	58.26 %	Kidnapping/Abduction	0	0	0	0
Group A Crimes per 100,000 population	2,898.9	Rape	3	0	0	0
		Sodomy	0	0	0	0
		Sexual Assault With An Object	0	0	0	0
		Fondling	2	0	0	0
		Incest	0	0	0	0
		Statutory Rape	0	0	0	0
<b>Arrest Overview</b>		<b>Crimes Against Property</b>				
Total Arrests	337	Aggravated Assault	4	4	4	0
Adult Arrests	303	Simple Assault	47	33	24	4
Juvenile Arrests	34	Intimidation	13	10	7	1
Unknown Age	0	Human Trafficking, Commercial Sex Acts	0	0	0	0
Arrests per 100,000 population	4,481.4	Human Trafficking, Involuntary Servitude	0	0	0	0
		<b>Crimes Against Society</b>				
		Arson	0	0	0	0
		Bribery	0	0	0	0
		Burglary/Breaking & Entering	6	2	0	7
		Counterfeiting/Forgery	2	0	0	0
		Destruction/Damage/Vandalism of Property	33	19	8	3
		Embezzlement	0	0	0	0
		Extortion/Blackmail	0	0	0	0
		False Pretenses/Swindle/Confidence Game	10	4	4	0
		Credit Card/Automated Teller Machine Fraud	3	0	0	0
		Impersonation	0	0	0	0
		Welfare Fraud	0	0	0	0
		Wire Fraud	0	0	0	0
		Identity Theft	0	0	0	0
		Hacking/Computer Invasion	0	0	0	0
		Robbery	0	0	0	0
		Pocket-picking	0	0	0	0
		Purse-snatching	0	0	0	0
		Shoplifting	0	0	0	0
		Theft From Building	0	0	0	0
		Theft From Coin Operated Machine or Device	0	0	0	0
		Theft From Motor Vehicle	2	0	0	0
		Theft of Motor Vehicle Parts/Accessories	1	0	0	0
		All Other Larceny	68	35	32	8
		Motor Vehicle Theft	4	3	2	3
		Stolen Property Offenses	0	0	0	0
		<b>Crimes Against Society</b>				
		Drug/Narcotic Violations	19	16	7	2
		Drug Equipment Violations	0	0	0	0
		Betting/Wagering	0	0	0	0
		Operating/Promoting/Assisting Gambling	0	0	0	0
		Gambling Equipment Violations	0	0	0	0
		Sports Tampering	0	0	0	0
		Pornography/Obscene Material	0	0	0	0
		Prostitution	0	0	0	0
		Assisting or Promoting Prostitution	0	0	0	0
		Purchasing Prostitution	0	0	0	0
		Weapon Law Violations	0	0	0	0
		Animal Cruelty	1	1	1	0
		<b>Total Group A Offenses</b>	<b>218</b>	<b>127</b>	<b>89</b>	<b>28</b>

<b>Group B Arrests</b>		
Offense	Adult	Juvenile
Bad Checks	1	0
Curfew/Loitering/Vagrancy Violations	0	0
Disorderly Conduct	8	0
Driving Under the Influence	39	0
Drunkenness	0	0
Family Offenses (Nonviolent)	0	0
Liquor Law Violations	11	3
Peeping Tom	0	0
Trespass of Real Property	11	1
All Other Offenses	144	2
<b>Total Group B</b>	<b>214</b>	<b>6</b>

(\*) Offenses are counted using the FBI Units of Count for Crime

(\*\*) The 'Arrests' column shows arrests made for incidents during the selected period, regardless of arrest date. Arrest counts for the same period may change over time.

**Fort Fairfield PD - ME0020200 - NIBRS Agency Crime Overview - 2022**

2022 Population Estimate	3,267	Offenses (*)		Arrests (**)		
		Reported	Cleared	Adult	Juvenile	
<b>Offense Overview</b>		<b>Group A Offenses</b>				
		<b>Crimes Against Persons</b>				
Offense Total	77	Murder and Nonnegligent Manslaughter	0	0	0	0
Number Cleared	44	Negligent Manslaughter	0	0	0	0
Percent Cleared	57.14 %	Kidnapping/Abduction	0	0	0	0
Group A Crimes per 100,000 population	2,356.9	Rape	1	1	1	0
		Sodomy	0	0	0	0
		Sexual Assault With An Object	0	0	0	0
		Fondling	1	1	1	0
		Incest	0	0	0	0
		Statutory Rape	0	0	0	0
<b>Arrest Overview</b>		Aggravated Assault	1	1	1	0
Total Arrests	73	Simple Assault	15	15	12	0
Adult Arrests	73	Intimidation	11	6	4	0
Juvenile Arrests	0	Human Trafficking, Commercial Sex Acts	0	0	0	0
Unknown Age	0	Human Trafficking, Involuntary Servitude	0	0	0	0
Arrests per 100,000 population	2,234.5	<b>Crimes Against Property</b>				
		Arson	0	0	0	0
		Bribery	0	0	0	0
		Burglary/Breaking & Entering	5	3	3	0
		Counterfeiting/Forgery	0	0	0	0
		Destruction/Damage/Vandalism of Property	9	5	2	0
		Embezzlement	0	0	0	0
		Extortion/Blackmail	0	0	0	0
		False Pretenses/Swindle/Confidence Game	3	1	1	0
		Credit Card/Automated Teller Machine Fraud	0	0	0	0
		Impersonation	0	0	0	0
		Welfare Fraud	0	0	0	0
		Wire Fraud	0	0	0	0
		Identity Theft	0	0	0	0
		Hacking/Computer Invasion	0	0	0	0
		Robbery	1	1	2	0
		Pocket-picking	0	0	0	0
		Purse-snatching	0	0	0	0
		Shoplifting	0	0	0	0
		Theft From Building	0	0	0	0
		Theft From Coin Operated Machine or Device	0	0	0	0
		Theft From Motor Vehicle	1	0	0	0
		Theft of Motor Vehicle Parts/Accessories	0	0	0	0
		All Other Larceny	22	5	4	0
		Motor Vehicle Theft	1	0	0	0
		Stolen Property Offenses	1	1	1	0
		<b>Crimes Against Society</b>				
		Drug/Narcotic Violations	3	3	3	0
		Drug Equipment Violations	0	0	0	0
		Betting/Wagering	0	0	0	0
		Operating/Promoting/Assisting Gambling	0	0	0	0
		Gambling Equipment Violations	0	0	0	0
		Sports Tampering	0	0	0	0
		Pornography/Obscene Material	1	0	0	0
		Prostitution	0	0	0	0
		Assisting or Promoting Prostitution	0	0	0	0
		Purchasing Prostitution	0	0	0	0
		Weapon Law Violations	1	1	0	0
		Animal Cruelty	0	0	0	0
		<b>Total Group A Offenses</b>	<b>77</b>	<b>44</b>	<b>35</b>	<b>0</b>
<b>Group B Arrests</b>						
<b>Offense</b>	<b>Adult</b>	<b>Juvenile</b>				
Bad Checks	0	0				
Curfew/Loitering/Vagrancy Violations	0	0				
Disorderly Conduct	0	0				
Driving Under the Influence	3	0				
Drunkenness	0	0				
Family Offenses (Nonviolent)	1	0				
Liquor Law Violations	0	0				
Peeping Tom	0	0				
Trespass of Real Property	5	0				
All Other Offenses	29	0				
<b>Total Group B</b>	<b>38</b>	<b>0</b>				

(\*) Offenses are counted using the FBI Units of Count for Crime

(\*\*) The 'Arrests' column shows arrests made for incidents during the selected period, regardless of arrest date. Arrest counts for the same period may change over time.

## Fort Kent PD - ME0020300 - NIBRS Agency Crime Overview - 2022

2022 Population Estimate	4,120	Offenses (*)		Arrests (**)		
		Reported	Cleared	Adult	Juvenile	
<b>Offense Overview</b>		<b>Group A Offenses</b>				
		<b>Crimes Against Persons</b>				
Offense Total	104	Murder and Nonnegligent Manslaughter	0	0	0	0
Number Cleared	58	Negligent Manslaughter	0	0	0	0
Percent Cleared	55.77 %	Kidnapping/Abduction	0	0	0	0
Group A Crimes per 100,000 population	2,524.3	Rape	1	0	0	0
		Sodomy	0	0	0	0
		Sexual Assault With An Object	0	0	0	0
		Fondling	0	0	0	0
		Incest	0	0	0	0
		Statutory Rape	0	0	0	0
<b>Arrest Overview</b>		Aggravated Assault	1	1	1	0
Total Arrests	88	Simple Assault	18	16	12	1
Adult Arrests	78	Intimidation	26	12	12	0
Juvenile Arrests	10	Human Trafficking, Commercial Sex Acts	0	0	0	0
Unknown Age	0	Human Trafficking, Involuntary Servitude	0	0	0	0
Arrests per 100,000 population	2,135.9	<b>Crimes Against Property</b>				
		Arson	1	0	0	0
		Bribery	0	0	0	0
		Burglary/Breaking & Entering	5	0	0	0
		Counterfeiting/Forgery	2	1	1	0
		Destruction/Damage/Vandalism of Property	18	10	2	5
		Embezzlement	0	0	0	0
		Extortion/Blackmail	0	0	0	0
		False Pretenses/Swindle/Confidence Game	0	0	0	0
		Credit Card/Automated Teller Machine Fraud	0	0	0	0
		Impersonation	0	0	0	0
		Welfare Fraud	0	0	0	0
		Wire Fraud	0	0	0	0
		Identity Theft	0	0	0	0
		Hacking/Computer Invasion	0	0	0	0
		Robbery	0	0	0	0
		Pocket-picking	0	0	0	0
		Purse-snatching	0	0	0	0
		Shoplifting	0	0	0	0
		Theft From Building	0	0	0	0
		Theft From Coin Operated Machine or Device	0	0	0	0
		Theft From Motor Vehicle	1	1	1	0
		Theft of Motor Vehicle Parts/Accessories	0	0	0	0
		All Other Larceny	17	5	1	0
		Motor Vehicle Theft	3	2	1	0
		Stolen Property Offenses	4	4	4	0
		<b>Crimes Against Society</b>				
		Drug/Narcotic Violations	3	3	3	0
		Drug Equipment Violations	0	0	0	0
		Betting/Wagering	0	0	0	0
		Operating/Promoting/Assisting Gambling	0	0	0	0
		Gambling Equipment Violations	0	0	0	0
		Sports Tampering	0	0	0	0
		Pornography/Obscene Material	1	1	0	1
		Prostitution	0	0	0	0
		Assisting or Promoting Prostitution	0	0	0	0
		Purchasing Prostitution	0	0	0	0
		Weapon Law Violations	1	1	0	0
		Animal Cruelty	2	1	1	0
		<b>Total Group A Offenses</b>	<b>104</b>	<b>58</b>	<b>39</b>	<b>7</b>
<b>Group B Arrests</b>						
<b>Offense</b>	<b>Adult</b>	<b>Juvenile</b>				
Bad Checks	1	0				
Curfew/Loitering/Vagrancy Violations	0	0				
Disorderly Conduct	3	0				
Driving Under the Influence	8	2				
Drunkenness	0	0				
Family Offenses (Nonviolent)	0	0				
Liquor Law Violations	1	1				
Peeping Tom	0	0				
Trespass of Real Property	1	0				
All Other Offenses	25	0				
<b>Total Group B</b>	<b>39</b>	<b>3</b>				

(\*) Offenses are counted using the FBI Units of Count for Crime

(\*\*) The 'Arrests' column shows arrests made for incidents during the selected period, regardless of arrest date. Arrest counts for the same period may change over time.

**Franklin SO - ME0040000 - NIBRS Agency Crime Overview - 2022**

2022 Population Estimate	11,933	Offenses (*)		Arrests (**)		
		Reported	Cleared	Adult	Juvenile	
<b>Offense Overview</b>		<b>Group A Offenses</b>				
		<b>Crimes Against Persons</b>				
Offense Total	281	Murder and Nonnegligent Manslaughter	0	0	0	0
Number Cleared	125	Negligent Manslaughter	0	0	0	0
Percent Cleared	44.48 %	Kidnapping/Abduction	0	0	0	0
Group A Crimes per 100,000 population	2,354.8	Rape	3	2	1	0
		Sodomy	0	0	0	0
		Sexual Assault With An Object	0	0	0	0
		Fondling	4	1	1	0
		Incest	0	0	0	0
		Statutory Rape	0	0	0	0
<b>Arrest Overview</b>		Aggravated Assault	1	1	1	0
Total Arrests	284	Simple Assault	62	45	27	2
Adult Arrests	277	Intimidation	17	11	9	0
Juvenile Arrests	7	Human Trafficking, Commercial Sex Acts	0	0	0	0
Unknown Age	0	Human Trafficking, Involuntary Servitude	0	0	0	0
Arrests per 100,000 population	2,380.0	<b>Crimes Against Property</b>				
		Arson	0	0	0	0
		Bribery	0	0	0	0
		Burglary/Breaking & Entering	7	4	3	0
		Counterfeiting/Forgery	8	2	2	0
		Destruction/Damage/Vandalism of Property	61	25	15	1
		Embezzlement	0	0	0	0
		Extortion/Blackmail	0	0	0	0
		False Pretenses/Swindle/Confidence Game	14	2	2	0
		Credit Card/Automated Teller Machine Fraud	2	0	0	0
		Impersonation	0	0	0	0
		Welfare Fraud	0	0	0	0
		Wire Fraud	0	0	0	0
		Identity Theft	0	0	0	0
		Hacking/Computer Invasion	0	0	0	0
		Robbery	0	0	0	0
		Pocket-picking	0	0	0	0
		Purse-snatching	0	0	0	0
		Shoplifting	0	0	0	0
		Theft From Building	0	0	0	0
		Theft From Coin Operated Machine or Device	0	0	0	0
		Theft From Motor Vehicle	2	1	0	0
		Theft of Motor Vehicle Parts/Accessories	0	0	0	0
		All Other Larceny	69	17	12	1
		Motor Vehicle Theft	7	1	0	1
		Stolen Property Offenses	0	0	0	0
		<b>Crimes Against Society</b>				
		Drug/Narcotic Violations	18	10	4	1
		Drug Equipment Violations	1	0	0	0
		Betting/Wagering	0	0	0	0
		Operating/Promoting/Assisting Gambling	0	0	0	0
		Gambling Equipment Violations	0	0	0	0
		Sports Tampering	0	0	0	0
		Pornography/Obscene Material	2	0	0	0
		Prostitution	0	0	0	0
		Assisting or Promoting Prostitution	0	0	0	0
		Purchasing Prostitution	0	0	0	0
		Weapon Law Violations	2	2	2	0
		Animal Cruelty	1	1	1	0
		<b>Total Group A Offenses</b>	<b>281</b>	<b>125</b>	<b>80</b>	<b>6</b>
<b>Group B Arrests</b>						
<b>Offense</b>	<b>Adult</b>	<b>Juvenile</b>				
Bad Checks	1	0				
Curfew/Loitering/Vagrancy Violations	0	0				
Disorderly Conduct	4	0				
Driving Under the Influence	39	0				
Drunkenness	0	0				
Family Offenses (Nonviolent)	0	0				
Liquor Law Violations	1	0				
Peeping Tom	0	0				
Trespass of Real Property	3	0				
All Other Offenses	149	1				
<b>Total Group B</b>	<b>197</b>	<b>1</b>				

(\*) Offenses are counted using the FBI Units of Count for Crime

(\*\*) The 'Arrests' column shows arrests made for incidents during the selected period, regardless of arrest date. Arrest counts for the same period may change over time.

## Freeport PD - ME0031100 - NIBRS Agency Crime Overview - 2022

2022 Population Estimate	8,802	Offenses (*)		Arrests (**)		
		Reported	Cleared	Adult	Juvenile	
<b>Offense Overview</b>		<b>Group A Offenses</b>				
		<b>Crimes Against Persons</b>				
Offense Total	224	Murder and Nonnegligent Manslaughter	0	0	0	0
Number Cleared	102	Negligent Manslaughter	0	0	0	0
Percent Cleared	45.54 %	Kidnapping/Abduction	1	0	0	0
Group A Crimes per 100,000 population	2,544.9	Rape	1	0	0	0
		Sodomy	0	0	0	0
		Sexual Assault With An Object	0	0	0	0
		Fondling	0	0	0	0
		Incest	0	0	0	0
		Statutory Rape	2	2	1	0
<b>Arrest Overview</b>		Aggravated Assault	1	1	2	0
Total Arrests	163	Simple Assault	22	14	12	2
Adult Arrests	137	Intimidation	8	5	2	2
Juvenile Arrests	26	Human Trafficking, Commercial Sex Acts	0	0	0	0
Unknown Age	0	Human Trafficking, Involuntary Servitude	0	0	0	0
Arrests per 100,000 population	1,851.9	<b>Crimes Against Property</b>				
		Arson	0	0	0	0
		Bribery	0	0	0	0
		Burglary/Breaking & Entering	5	0	0	0
		Counterfeiting/Forgery	5	2	0	1
		Destruction/Damage/Vandalism of Property	26	4	2	0
		Embezzlement	0	0	0	0
		Extortion/Blackmail	1	0	0	0
		False Pretenses/Swindle/Confidence Game	19	4	5	0
		Credit Card/Automated Teller Machine Fraud	10	2	0	0
		Impersonation	0	0	0	0
		Welfare Fraud	0	0	0	0
		Wire Fraud	1	0	0	0
		Identity Theft	1	0	0	0
		Hacking/Computer Invasion	0	0	0	0
		Robbery	0	0	0	0
		Pocket-picking	0	0	0	0
		Purse-snatching	0	0	0	0
		Shoplifting	44	38	37	10
		Theft From Building	4	1	1	0
		Theft From Coin Operated Machine or Device	0	0	0	0
		Theft From Motor Vehicle	12	2	0	0
		Theft of Motor Vehicle Parts/Accessories	0	0	0	0
		All Other Larceny	44	16	7	2
		Motor Vehicle Theft	4	3	2	0
		Stolen Property Offenses	0	0	0	0
		<b>Crimes Against Society</b>				
		Drug/Narcotic Violations	9	6	3	1
		Drug Equipment Violations	2	1	0	1
		Betting/Wagering	0	0	0	0
		Operating/Promoting/Assisting Gambling	0	0	0	0
		Gambling Equipment Violations	0	0	0	0
		Sports Tampering	0	0	0	0
		Pornography/Obscene Material	2	1	0	1
		Prostitution	0	0	0	0
		Assisting or Promoting Prostitution	0	0	0	0
		Purchasing Prostitution	0	0	0	0
		Weapon Law Violations	0	0	0	0
		Animal Cruelty	0	0	0	0
		<b>Total Group A Offenses</b>	<b>224</b>	<b>102</b>	<b>74</b>	<b>20</b>
<b>Group B Arrests</b>						
<b>Offense</b>	<b>Adult</b>	<b>Juvenile</b>				
Bad Checks	2	0				
Curfew/Loitering/Vagrancy Violations	0	0				
Disorderly Conduct	0	0				
Driving Under the Influence	12	1				
Drunkenness	0	0				
Family Offenses (Nonviolent)	0	0				
Liquor Law Violations	4	3				
Peeping Tom	0	0				
Trespass of Real Property	4	1				
All Other Offenses	41	1				
<b>Total Group B</b>	<b>63</b>	<b>6</b>				

(\*) Offenses are counted using the FBI Units of Count for Crime

(\*\*) The 'Arrests' column shows arrests made for incidents during the selected period, regardless of arrest date. Arrest counts for the same period may change over time.

This report is valid as of September 25, 2023 and is subject to change

Fryeburg PD - ME0090700 - NIBRS Agency Crime Overview - 2022

2022 Population Estimate	3,480	Offenses (*)		Arrests (**)		
		Reported	Cleared	Adult	Juvenile	
<b>Offense Overview</b>		<b>Group A Offenses</b>				
		<b>Crimes Against Persons</b>				
Offense Total	50	Murder and Nonnegligent Manslaughter	0	0	0	0
Number Cleared	14	Negligent Manslaughter	0	0	0	0
Percent Cleared	28.00 %	Kidnapping/Abduction	0	0	0	0
Group A Crimes per 100,000 population	1,436.8	Rape	2	1	1	0
		Sodomy	0	0	0	0
		Sexual Assault With An Object	0	0	0	0
		Fondling	0	0	0	0
		Incest	0	0	0	0
		Statutory Rape	0	0	0	0
<b>Arrest Overview</b>		<b>Crimes Against Property</b>				
Total Arrests	38	Aggravated Assault	0	0	0	0
Adult Arrests	37	Simple Assault	18	9	10	0
Juvenile Arrests	1	Intimidation	0	0	0	0
Unknown Age	0	Human Trafficking, Commercial Sex Acts	0	0	0	0
Arrests per 100,000 population	1,092.0	Human Trafficking, Involuntary Servitude	0	0	0	0
		Arson	0	0	0	0
		Bribery	0	0	0	0
		Burglary/Breaking & Entering	2	0	0	0
		Counterfeiting/Forgery	0	0	0	0
		Destruction/Damage/Vandalism of Property	7	2	1	1
		Embezzlement	0	0	0	0
		Extortion/Blackmail	0	0	0	0
		False Pretenses/Swindle/Confidence Game	1	0	0	0
		Credit Card/Automated Teller Machine Fraud	0	0	0	0
		Impersonation	0	0	0	0
		Welfare Fraud	0	0	0	0
		Wire Fraud	1	0	0	0
		Identity Theft	0	0	0	0
		Hacking/Computer Invasion	0	0	0	0
		Robbery	1	0	0	0
		Pocket-picking	0	0	0	0
		Purse-snatching	0	0	0	0
		Shoplifting	0	0	0	0
		Theft From Building	0	0	0	0
		Theft From Coin Operated Machine or Device	0	0	0	0
		Theft From Motor Vehicle	0	0	0	0
		Theft of Motor Vehicle Parts/Accessories	0	0	0	0
		All Other Larceny	14	1	2	0
		Motor Vehicle Theft	0	0	0	0
		Stolen Property Offenses	0	0	0	0
		<b>Crimes Against Society</b>				
		Drug/Narcotic Violations	3	1	1	0
		Drug Equipment Violations	0	0	0	0
		Betting/Wagering	0	0	0	0
		Operating/Promoting/Assisting Gambling	0	0	0	0
		Gambling Equipment Violations	0	0	0	0
		Sports Tampering	0	0	0	0
		Pornography/Obscene Material	0	0	0	0
		Prostitution	0	0	0	0
		Assisting or Promoting Prostitution	0	0	0	0
		Purchasing Prostitution	0	0	0	0
		Weapon Law Violations	1	0	0	0
		Animal Cruelty	0	0	0	0
		<b>Total Group A Offenses</b>	<b>50</b>	<b>14</b>	<b>15</b>	<b>1</b>
<b>Group B Arrests</b>						
<b>Offense</b>	<b>Adult</b>	<b>Juvenile</b>				
Bad Checks	0	0				
Curfew/Loitering/Vagrancy Violations	0	0				
Disorderly Conduct	0	0				
Driving Under the Influence	6	0				
Drunkenness	0	0				
Family Offenses (Nonviolent)	0	0				
Liquor Law Violations	0	0				
Peeping Tom	0	0				
Trespass of Real Property	1	0				
All Other Offenses	15	0				
<b>Total Group B</b>	<b>22</b>	<b>0</b>				

(\*) Offenses are counted using the FBI Units of Count for Crime

(\*\*) The 'Arrests' column shows arrests made for incidents during the selected period, regardless of arrest date. Arrest counts for the same period may change over time.

## Gardiner PD - ME0060200 - NIBRS Agency Crime Overview - 2022

2022 Population Estimate	6,102	Offenses (*)		Arrests (**)		
		Reported	Cleared	Adult	Juvenile	
<b>Offense Overview</b>		<b>Group A Offenses</b>				
		<b>Crimes Against Persons</b>				
Offense Total	162	Murder and Nonnegligent Manslaughter	0	0	0	0
Number Cleared	54	Negligent Manslaughter	0	0	0	0
Percent Cleared	33.33 %	Kidnapping/Abduction	0	0	0	0
Group A Crimes per 100,000 population	2,654.9	Rape	3	0	0	0
		Sodomy	0	0	0	0
		Sexual Assault With An Object	0	0	0	0
		Fondling	2	0	0	0
		Incest	0	0	0	0
		Statutory Rape	2	2	0	0
<b>Arrest Overview</b>		Aggravated Assault	1	0	0	0
Total Arrests	174	Simple Assault	38	18	16	1
Adult Arrests	166	Intimidation	5	1	1	1
Juvenile Arrests	8	Human Trafficking, Commercial Sex Acts	0	0	0	0
Unknown Age	0	Human Trafficking, Involuntary Servitude	0	0	0	0
Arrests per 100,000 population	2,851.5	<b>Crimes Against Property</b>				
		Arson	0	0	0	0
		Bribery	0	0	0	0
		Burglary/Breaking & Entering	2	1	1	0
		Counterfeiting/Forgery	2	0	0	0
		Destruction/Damage/Vandalism of Property	17	5	1	3
		Embezzlement	0	0	0	0
		Extortion/Blackmail	1	0	0	1
		False Pretenses/Swindle/Confidence Game	6	0	0	0
		Credit Card/Automated Teller Machine Fraud	5	0	0	0
		Impersonation	0	0	0	0
		Welfare Fraud	0	0	0	0
		Wire Fraud	0	0	0	0
		Identity Theft	0	0	0	0
		Hacking/Computer Invasion	0	0	0	0
		Robbery	0	0	0	0
		Pocket-picking	0	0	0	0
		Purse-snatching	0	0	0	0
		Shoplifting	3	2	2	0
		Theft From Building	1	0	0	0
		Theft From Coin Operated Machine or Device	0	0	0	0
		Theft From Motor Vehicle	5	1	1	0
		Theft of Motor Vehicle Parts/Accessories	0	0	0	0
		All Other Larceny	60	19	19	0
		Motor Vehicle Theft	4	0	0	0
		Stolen Property Offenses	0	0	0	0
		<b>Crimes Against Society</b>				
		Drug/Narcotic Violations	5	5	1	1
		Drug Equipment Violations	0	0	0	0
		Betting/Wagering	0	0	0	0
		Operating/Promoting/Assisting Gambling	0	0	0	0
		Gambling Equipment Violations	0	0	0	0
		Sports Tampering	0	0	0	0
		Pornography/Obscene Material	0	0	0	0
		Prostitution	0	0	0	0
		Assisting or Promoting Prostitution	0	0	0	0
		Purchasing Prostitution	0	0	0	0
		Weapon Law Violations	0	0	0	0
		Animal Cruelty	0	0	0	0
		<b>Total Group A Offenses</b>	<b>162</b>	<b>54</b>	<b>42</b>	<b>7</b>
<b>Group B Arrests</b>						
<b>Offense</b>	<b>Adult</b>	<b>Juvenile</b>				
Bad Checks	0	0				
Curfew/Loitering/Vagrancy Violations	0	0				
Disorderly Conduct	2	0				
Driving Under the Influence	28	0				
Drunkenness	0	0				
Family Offenses (Nonviolent)	0	0				
Liquor Law Violations	1	1				
Peeping Tom	0	0				
Trespass of Real Property	1	0				
All Other Offenses	92	0				
<b>Total Group B</b>	<b>124</b>	<b>1</b>				

(\*) Offenses are counted using the FBI Units of Count for Crime

(\*\*) The 'Arrests' column shows arrests made for incidents during the selected period, regardless of arrest date. Arrest counts for the same period may change over time.

This report is valid as of September 25, 2023 and is subject to change



**Gorham PD - ME0030400 - NIBRS Agency Crime Overview - 2022**

2022 Population Estimate	18,482	Offenses (*)		Arrests (**)		
		Reported	Cleared	Adult	Juvenile	
<b>Offense Overview</b>		<b>Group A Offenses</b>				
		<b>Crimes Against Persons</b>				
Offense Total	220	Murder and Nonnegligent Manslaughter	0	0	0	0
Number Cleared	114	Negligent Manslaughter	0	0	0	0
Percent Cleared	51.82 %	Kidnapping/Abduction	0	0	0	0
Group A Crimes per 100,000 population	1,190.3	Rape	1	1	1	0
		Sodomy	0	0	0	0
		Sexual Assault With An Object	0	0	0	0
		Fondling	3	2	1	0
		Incest	0	0	0	0
		Statutory Rape	0	0	0	0
<b>Arrest Overview</b>		Aggravated Assault	6	6	2	0
Total Arrests	351	Simple Assault	31	30	23	6
Adult Arrests	326	Intimidation	8	6	3	1
Juvenile Arrests	25	Human Trafficking, Commercial Sex Acts	0	0	0	0
Unknown Age	0	Human Trafficking, Involuntary Servitude	0	0	0	0
Arrests per 100,000 population	1,899.1	<b>Crimes Against Property</b>				
		Arson	1	0	0	0
		Bribery	0	0	0	0
		Burglary/Breaking & Entering	6	1	2	0
		Counterfeiting/Forgery	3	0	0	0
		Destruction/Damage/Vandalism of Property	37	12	5	1
		Embezzlement	1	1	1	0
		Extortion/Blackmail	0	0	0	0
		False Pretenses/Swindle/Confidence Game	3	0	0	0
		Credit Card/Automated Teller Machine Fraud	5	0	0	0
		Impersonation	2	1	0	0
		Welfare Fraud	0	0	0	0
		Wire Fraud	2	0	0	0
		Identity Theft	0	0	0	0
		Hacking/Computer Invasion	0	0	0	0
		Robbery	0	0	0	0
		Pocket-picking	0	0	0	0
		Purse-snatching	0	0	0	0
		Shoplifting	3	3	5	1
		Theft From Building	0	0	1	0
		Theft From Coin Operated Machine or Device	0	0	0	0
		Theft From Motor Vehicle	3	0	1	0
		Theft of Motor Vehicle Parts/Accessories	7	0	0	0
		All Other Larceny	64	28	19	2
		Motor Vehicle Theft	8	2	0	1
		Stolen Property Offenses	0	0	0	0
		<b>Crimes Against Society</b>				
		Drug/Narcotic Violations	21	18	16	2
		Drug Equipment Violations	2	1	1	0
		Betting/Wagering	0	0	0	0
		Operating/Promoting/Assisting Gambling	0	0	0	0
		Gambling Equipment Violations	0	0	0	0
		Sports Tampering	0	0	0	0
		Pornography/Obscene Material	0	0	0	0
		Prostitution	0	0	0	0
		Assisting or Promoting Prostitution	0	0	0	0
		Purchasing Prostitution	0	0	0	0
		Weapon Law Violations	3	2	2	0
		Animal Cruelty	0	0	0	0
		<b>Total Group A Offenses</b>	<b>220</b>	<b>114</b>	<b>83</b>	<b>14</b>
<b>Group B Arrests</b>						
<b>Offense</b>	<b>Adult</b>	<b>Juvenile</b>				
Bad Checks	0	0				
Curfew/Loitering/Vagrancy Violations	0	0				
Disorderly Conduct	10	5				
Driving Under the Influence	98	0				
Drunkenness	0	0				
Family Offenses (Nonviolent)	6	0				
Liquor Law Violations	9	2				
Peeping Tom	0	0				
Trespass of Real Property	11	0				
All Other Offenses	109	4				
<b>Total Group B</b>	<b>243</b>	<b>11</b>				

(\*) Offenses are counted using the FBI Units of Count for Crime

(\*\*) The 'Arrests' column shows arrests made for incidents during the selected period, regardless of arrest date. Arrest counts for the same period may change over time.

**Gouldsboro PD - ME0051300 - NIBRS Agency Crime Overview - 2022**

2022 Population Estimate	1,768	Offenses (*)		Arrests (**)		
		Reported	Cleared	Adult	Juvenile	
<b>Offense Overview</b>		<b>Group A Offenses</b>				
<b>Offense Total</b>		<b>Crimes Against Persons</b>				
Offense Total	4	Murder and Nonnegligent Manslaughter	0	0	0	0
Number Cleared	2	Negligent Manslaughter	0	0	0	0
Percent Cleared	50.00 %	Kidnapping/Abduction	0	0	0	0
Group A Crimes per 100,000 population	226.2	Rape	0	0	0	0
		Sodomy	0	0	0	0
		Sexual Assault With An Object	0	0	0	0
		Fondling	0	0	0	0
		Incest	0	0	0	0
		Statutory Rape	0	0	0	0
<b>Arrest Overview</b>		Aggravated Assault	0	0	0	0
Total Arrests	6	Simple Assault	2	2	2	0
Adult Arrests	6	Intimidation	0	0	0	0
Juvenile Arrests	0	Human Trafficking, Commercial Sex Acts	0	0	0	0
Unknown Age	0	Human Trafficking, Involuntary Servitude	0	0	0	0
Arrests per 100,000 population	339.4	<b>Crimes Against Property</b>				
		Arson	0	0	0	0
		Bribery	0	0	0	0
		Burglary/Breaking & Entering	0	0	0	0
		Counterfeiting/Forgery	0	0	0	0
		Destruction/Damage/Vandalism of Property	1	0	0	0
		Embezzlement	0	0	0	0
		Extortion/Blackmail	0	0	0	0
		False Pretenses/Swindle/Confidence Game	1	0	0	0
		Credit Card/Automated Teller Machine Fraud	0	0	0	0
		Impersonation	0	0	0	0
		Welfare Fraud	0	0	0	0
		Wire Fraud	0	0	0	0
		Identity Theft	0	0	0	0
		Hacking/Computer Invasion	0	0	0	0
		Robbery	0	0	0	0
		Pocket-picking	0	0	0	0
		Purse-snatching	0	0	0	0
		Shoplifting	0	0	0	0
		Theft From Building	0	0	0	0
		Theft From Coin Operated Machine or Device	0	0	0	0
		Theft From Motor Vehicle	0	0	0	0
		Theft of Motor Vehicle Parts/Accessories	0	0	0	0
		All Other Larceny	0	0	0	0
		Motor Vehicle Theft	0	0	0	0
		Stolen Property Offenses	0	0	0	0
		<b>Crimes Against Society</b>				
		Drug/Narcotic Violations	0	0	0	0
		Drug Equipment Violations	0	0	0	0
		Betting/Wagering	0	0	0	0
		Operating/Promoting/Assisting Gambling	0	0	0	0
		Gambling Equipment Violations	0	0	0	0
		Sports Tampering	0	0	0	0
		Pornography/Obscene Material	0	0	0	0
		Prostitution	0	0	0	0
		Assisting or Promoting Prostitution	0	0	0	0
		Purchasing Prostitution	0	0	0	0
		Weapon Law Violations	0	0	0	0
		Animal Cruelty	0	0	0	0
		<b>Total Group A Offenses</b>	<b>4</b>	<b>2</b>	<b>2</b>	<b>0</b>
<b>Group B Arrests</b>						
<b>Offense</b>		<b>Adult</b>	<b>Juvenile</b>			
Bad Checks	0	0	0			
Curfew/Loitering/Vagrancy Violations	0	0	0			
Disorderly Conduct	0	0	0			
Driving Under the Influence	3	0	0			
Drunkenness	0	0	0			
Family Offenses (Nonviolent)	0	0	0			
Liquor Law Violations	0	0	0			
Peeping Tom	0	0	0			
Trespass of Real Property	0	0	0			
All Other Offenses	1	0	0			
<b>Total Group B</b>	<b>4</b>	<b>0</b>	<b>0</b>			

(\*) Offenses are counted using the FBI Units of Count for Crime

(\*\*) The 'Arrests' column shows arrests made for incidents during the selected period, regardless of arrest date. Arrest counts for the same period may change over time.

## Greenville PD - ME0110500 - NIBRS Agency Crime Overview - 2022

2022 Population Estimate	1,538	Offenses (*)		Arrests (**)		
		Reported	Cleared	Adult	Juvenile	
<b>Offense Overview</b>		<b>Group A Offenses</b>				
		<b>Crimes Against Persons</b>				
Offense Total	28	Murder and Nonnegligent Manslaughter	0	0	0	0
Number Cleared	10	Negligent Manslaughter	0	0	0	0
Percent Cleared	35.71 %	Kidnapping/Abduction	0	0	0	0
Group A Crimes per 100,000 population	1,820.5	Rape	0	0	0	0
		Sodomy	0	0	0	0
		Sexual Assault With An Object	0	0	0	0
		Fondling	0	0	0	0
		Incest	0	0	0	0
<b>Arrest Overview</b>		Statutory Rape	0	0	0	0
Total Arrests	15	Aggravated Assault	0	0	0	0
Adult Arrests	15	Simple Assault	2	2	2	0
Juvenile Arrests	0	Intimidation	5	1	1	0
Unknown Age	0	Human Trafficking, Commercial Sex Acts	0	0	0	0
Arrests per 100,000 population	975.3	Human Trafficking, Involuntary Servitude	0	0	0	0
		<b>Crimes Against Property</b>				
		Arson	0	0	0	0
Average number offenses/incident	1.04	Bribery	0	0	0	0
		Burglary/Breaking & Entering	1	0	0	0
		Counterfeiting/Forgery	0	0	0	0
		Destruction/Damage/Vandalism of Property	5	1	0	0
		Embezzlement	0	0	0	0
		Extortion/Blackmail	0	0	0	0
		False Pretenses/Swindle/Confidence Game	0	0	0	0
		Credit Card/Automated Teller Machine Fraud	0	0	0	0
		Impersonation	0	0	0	0
		Welfare Fraud	1	1	0	0
		Wire Fraud	0	0	0	0
		Identity Theft	0	0	0	0
		Hacking/Computer Invasion	0	0	0	0
		Robbery	0	0	0	0
		Pocket-picking	0	0	0	0
		Purse-snatching	0	0	0	0
		Shoplifting	0	0	0	0
		Theft From Building	0	0	0	0
		Theft From Coin Operated Machine or Device	0	0	0	0
		Theft From Motor Vehicle	0	0	0	0
		Theft of Motor Vehicle Parts/Accessories	0	0	0	0
		All Other Larceny	8	1	0	0
		Motor Vehicle Theft	0	0	0	0
		Stolen Property Offenses	0	0	0	0
		<b>Crimes Against Society</b>				
		Drug/Narcotic Violations	5	4	5	0
		Drug Equipment Violations	0	0	0	0
		Betting/Wagering	0	0	0	0
		Operating/Promoting/Assisting Gambling	0	0	0	0
		Gambling Equipment Violations	0	0	0	0
		Sports Tampering	0	0	0	0
		Pornography/Obscene Material	0	0	0	0
		Prostitution	0	0	0	0
		Assisting or Promoting Prostitution	0	0	0	0
		Purchasing Prostitution	0	0	0	0
		Weapon Law Violations	1	0	0	0
		Animal Cruelty	0	0	0	0
		<b>Total Group A Offenses</b>	<b>28</b>	<b>10</b>	<b>8</b>	<b>0</b>
<b>Group B Arrests</b>						
<b>Offense</b>	<b>Adult</b>	<b>Juvenile</b>				
Bad Checks	0	0				
Curfew/Loitering/Vagrancy Violations	0	0				
Disorderly Conduct	0	0				
Driving Under the Influence	6	0				
Drunkenness	0	0				
Family Offenses (Nonviolent)	0	0				
Liquor Law Violations	0	0				
Peeping Tom	0	0				
Trespass of Real Property	0	0				
All Other Offenses	1	0				
<b>Total Group B</b>	<b>7</b>	<b>0</b>				

(\*) Offenses are counted using the FBI Units of Count for Crime

(\*\*) The 'Arrests' column shows arrests made for incidents during the selected period, regardless of arrest date. Arrest counts for the same period may change over time.

## Hallowell PD - ME0060300 - NIBRS Agency Crime Overview - 2022

2022 Population Estimate	2,579	Group A Offenses	Offenses (*)		Arrests (**)	
			Reported	Cleared	Adult	Juvenile
<b>Offense Overview</b>		<b>Crimes Against Persons</b>				
Offense Total	54	Murder and Nonnegligent Manslaughter	0	0	0	0
Number Cleared	25	Negligent Manslaughter	0	0	0	0
Percent Cleared	46.30 %	Kidnapping/Abduction	0	0	0	0
Group A Crimes per 100,000 population	2,093.8	Rape	0	0	0	0
		Sodomy	0	0	0	0
		Sexual Assault With An Object	0	0	0	0
		Fondling	0	0	0	0
		Incest	0	0	0	0
<b>Arrest Overview</b>		Statutory Rape	0	0	0	0
Total Arrests	95	Aggravated Assault	1	0	0	0
Adult Arrests	94	Simple Assault	10	8	7	0
Juvenile Arrests	1	Intimidation	3	3	0	0
Unknown Age	0	Human Trafficking, Commercial Sex Acts	0	0	0	0
Arrests per 100,000 population	3,683.6	Human Trafficking, Involuntary Servitude	0	0	0	0
		<b>Crimes Against Property</b>				
		Arson	0	0	0	0
Average number offenses/incident	1.15	Bribery	0	0	0	0
		Burglary/Breaking & Entering	2	2	2	0
		Counterfeiting/Forgery	2	0	0	0
		Destruction/Damage/Vandalism of Property	10	2	2	0
		Embezzlement	0	0	0	0
		Extortion/Blackmail	0	0	0	0
		False Pretenses/Swindle/Confidence Game	4	1	1	0
		Credit Card/Automated Teller Machine Fraud	0	0	0	0
		Impersonation	0	0	0	0
		Welfare Fraud	0	0	0	0
		Wire Fraud	0	0	0	0
		Identity Theft	0	0	0	0
		Hacking/Computer Invasion	0	0	0	0
		Robbery	0	0	0	0
		Pocket-picking	0	0	0	0
		Purse-snatching	0	0	0	0
		Shoplifting	0	0	0	0
		Theft From Building	6	1	1	0
		Theft From Coin Operated Machine or Device	0	0	0	0
		Theft From Motor Vehicle	0	0	0	0
		Theft of Motor Vehicle Parts/Accessories	0	0	0	0
		All Other Larceny	6	0	0	0
		Motor Vehicle Theft	3	1	1	0
		Stolen Property Offenses	0	0	0	0
		<b>Crimes Against Society</b>				
		Drug/Narcotic Violations	4	4	3	0
		Drug Equipment Violations	3	3	0	0
		Betting/Wagering	0	0	0	0
		Operating/Promoting/Assisting Gambling	0	0	0	0
		Gambling Equipment Violations	0	0	0	0
		Sports Tampering	0	0	0	0
		Pornography/Obscene Material	0	0	0	0
		Prostitution	0	0	0	0
		Assisting or Promoting Prostitution	0	0	0	0
		Purchasing Prostitution	0	0	0	0
		Weapon Law Violations	0	0	0	0
		Animal Cruelty	0	0	0	0
		<b>Total Group A Offenses</b>	<b>54</b>	<b>25</b>	<b>17</b>	<b>0</b>
<b>Group B Arrests</b>						
<b>Offense</b>	<b>Adult</b>	<b>Juvenile</b>				
Bad Checks	0	0				
Curfew/Loitering/Vagrancy Violations	0	0				
Disorderly Conduct	1	0				
Driving Under the Influence	49	0				
Drunkenness	0	0				
Family Offenses (Nonviolent)	1	0				
Liquor Law Violations	0	0				
Peeping Tom	0	0				
Trespass of Real Property	0	0				
All Other Offenses	26	1				
<b>Total Group B</b>	<b>77</b>	<b>1</b>				

(\*) Offenses are counted using the FBI Units of Count for Crime

(\*\*) The 'Arrests' column shows arrests made for incidents during the selected period, regardless of arrest date. Arrest counts for the same period may change over time.

This report is valid as of September 25, 2023 and is subject to change

## Hampden PD - ME0100700 - NIBRS Agency Crime Overview - 2022

2022 Population Estimate	7,864	Offenses (*)		Arrests (**)		
		Reported	Cleared	Adult	Juvenile	
<b>Offense Overview</b>		<b>Group A Offenses</b>				
		<b>Crimes Against Persons</b>				
Offense Total	97	Murder and Nonnegligent Manslaughter	0	0	0	0
Number Cleared	24	Negligent Manslaughter	0	0	0	0
Percent Cleared	24.74 %	Kidnapping/Abduction	0	0	0	0
Group A Crimes per 100,000 population	1,233.5	Rape	0	0	0	0
		Sodomy	0	0	0	0
		Sexual Assault With An Object	0	0	0	0
		Fondling	3	3	0	0
		Incest	0	0	0	0
		Statutory Rape	0	0	0	0
<b>Arrest Overview</b>		Aggravated Assault	1	1	0	0
Total Arrests	22	Simple Assault	11	5	6	0
Adult Arrests	22	Intimidation	9	1	0	0
Juvenile Arrests	0	Human Trafficking, Commercial Sex Acts	0	0	0	0
Unknown Age	0	Human Trafficking, Involuntary Servitude	0	0	0	0
Arrests per 100,000 population	279.8	<b>Crimes Against Property</b>				
		Arson	0	0	0	0
		Bribery	0	0	0	0
		Burglary/Breaking & Entering	7	1	1	0
		Counterfeiting/Forgery	0	0	0	0
		Destruction/Damage/Vandalism of Property	8	0	0	0
		Embezzlement	1	0	0	0
		Extortion/Blackmail	0	0	0	0
		False Pretenses/Swindle/Confidence Game	9	0	0	0
		Credit Card/Automated Teller Machine Fraud	0	0	0	0
		Impersonation	0	0	0	0
		Welfare Fraud	0	0	0	0
		Wire Fraud	0	0	0	0
		Identity Theft	0	0	0	0
		Hacking/Computer Invasion	0	0	0	0
		Robbery	0	0	0	0
		Pocket-picking	0	0	0	0
		Purse-snatching	0	0	0	0
		Shoplifting	12	2	0	0
		Theft From Building	3	1	0	0
		Theft From Coin Operated Machine or Device	0	0	0	0
		Theft From Motor Vehicle	5	1	0	0
		Theft of Motor Vehicle Parts/Accessories	0	0	0	0
		All Other Larceny	13	1	3	0
		Motor Vehicle Theft	3	1	1	0
		Stolen Property Offenses	0	0	0	0
		<b>Crimes Against Society</b>				
		Drug/Narcotic Violations	11	6	4	0
		Drug Equipment Violations	0	0	0	0
		Betting/Wagering	0	0	0	0
		Operating/Promoting/Assisting Gambling	0	0	0	0
		Gambling Equipment Violations	0	0	0	0
		Sports Tampering	0	0	0	0
		Pornography/Obscene Material	0	0	0	0
		Prostitution	0	0	0	0
		Assisting or Promoting Prostitution	0	0	0	0
		Purchasing Prostitution	0	0	0	0
		Weapon Law Violations	1	1	0	0
		Animal Cruelty	0	0	0	0
		<b>Total Group A Offenses</b>	<b>97</b>	<b>24</b>	<b>15</b>	<b>0</b>
<b>Group B Arrests</b>						
<b>Offense</b>	<b>Adult</b>	<b>Juvenile</b>				
Bad Checks	0	0				
Curfew/Loitering/Vagrancy Violations	0	0				
Disorderly Conduct	0	0				
Driving Under the Influence	2	0				
Drunkenness	0	0				
Family Offenses (Nonviolent)	1	0				
Liquor Law Violations	0	0				
Peeping Tom	0	0				
Trespass of Real Property	0	0				
All Other Offenses	4	0				
<b>Total Group B</b>	<b>7</b>	<b>0</b>				

(\*) Offenses are counted using the FBI Units of Count for Crime

(\*\*) The 'Arrests' column shows arrests made for incidents during the selected period, regardless of arrest date. Arrest counts for the same period may change over time.

## Hancock SO - ME0050000 - NIBRS Agency Crime Overview - 2022

2022 Population Estimate	31,741	Offenses (*)		Arrests (**)		
		Reported	Cleared	Adult	Juvenile	
<b>Offense Overview</b>		<b>Group A Offenses</b>				
		<b>Crimes Against Persons</b>				
Offense Total	409	Murder and Nonnegligent Manslaughter	0	0	0	0
Number Cleared	179	Negligent Manslaughter	0	0	0	0
Percent Cleared	43.77 %	Kidnapping/Abduction	0	0	0	0
Group A Crimes per 100,000 population	1,288.6	Rape	10	7	1	1
		Sodomy	0	0	0	0
		Sexual Assault With An Object	0	0	0	0
		Fondling	6	5	2	0
		Incest	0	0	0	0
		Statutory Rape	0	0	0	0
<b>Arrest Overview</b>		<b>Crimes Against Property</b>				
Total Arrests	268	Aggravated Assault	4	4	4	0
Adult Arrests	232	Simple Assault	43	29	19	1
Juvenile Arrests	36	Intimidation	88	42	11	1
Unknown Age	0	Human Trafficking, Commercial Sex Acts	0	0	0	0
Arrests per 100,000 population	844.3	Human Trafficking, Involuntary Servitude	0	0	0	0
Average number offenses/incident	1.08					
		<b>Group B Arrests</b>				
		<b>Offense</b>	<b>Adult</b>	<b>Juvenile</b>		
		Bad Checks	0	0		
		Curfew/Loitering/Vagrancy Violations	0	0		
		Disorderly Conduct	8	0		
		Driving Under the Influence	34	0		
		Drunkenness	0	0		
		Family Offenses (Nonviolent)	0	0		
		Liquor Law Violations	16	29		
		Peeping Tom	0	0		
		Trespass of Real Property	2	0		
		All Other Offenses	62	1		
		<b>Total Group B</b>	<b>122</b>	<b>30</b>		
		Theft From Building	1	0	0	0
		Theft From Coin Operated Machine or Device	0	0	0	0
		Theft From Motor Vehicle	5	0	0	0
		Theft of Motor Vehicle Parts/Accessories	1	0	0	0
		All Other Larceny	89	28	21	2
		Motor Vehicle Theft	5	4	1	0
		Stolen Property Offenses	1	1	5	0
		<b>Crimes Against Society</b>				
		Drug/Narcotic Violations	20	20	23	0
		Drug Equipment Violations	2	2	0	0
		Betting/Wagering	0	0	0	0
		Operating/Promoting/Assisting Gambling	0	0	0	0
		Gambling Equipment Violations	0	0	0	0
		Sports Tampering	0	0	0	0
		Pornography/Obscene Material	2	0	0	0
		Prostitution	0	0	0	0
		Assisting or Promoting Prostitution	0	0	0	0
		Purchasing Prostitution	0	0	0	0
		Weapon Law Violations	5	5	2	0
		Animal Cruelty	0	0	0	0
		<b>Total Group A Offenses</b>	<b>409</b>	<b>179</b>	<b>110</b>	<b>6</b>

(\*) Offenses are counted using the FBI Units of Count for Crime

(\*\*) The 'Arrests' column shows arrests made for incidents during the selected period, regardless of arrest date. Arrest counts for the same period may change over time.

This report is valid as of September 25, 2023 and is subject to change

## Holden PD - ME0102700 - NIBRS Agency Crime Overview - 2022

2022 Population Estimate	3,312	Offenses (*)		Arrests (**)		
		Reported	Cleared	Adult	Juvenile	
<b>Offense Overview</b>		<b>Group A Offenses</b>				
		<b>Crimes Against Persons</b>				
Offense Total	57	Murder and Nonnegligent Manslaughter	0	0	0	0
Number Cleared	41	Negligent Manslaughter	0	0	0	0
Percent Cleared	71.93 %	Kidnapping/Abduction	0	0	0	0
Group A Crimes per 100,000 population	1,721.0	Rape	0	0	2	0
		Sodomy	0	0	0	0
		Sexual Assault With An Object	0	0	0	0
		Fondling	4	4	1	1
		Incest	0	0	0	0
		Statutory Rape	0	0	0	0
<b>Arrest Overview</b>		Aggravated Assault	0	0	0	0
Total Arrests	75	Simple Assault	5	5	5	0
Adult Arrests	74	Intimidation	1	1	1	0
Juvenile Arrests	1	Human Trafficking, Commercial Sex Acts	0	0	0	0
Unknown Age	0	Human Trafficking, Involuntary Servitude	0	0	0	0
Arrests per 100,000 population	2,264.5	<b>Crimes Against Property</b>				
		Arson	0	0	0	0
		Bribery	0	0	0	0
		Burglary/Breaking & Entering	2	0	0	0
		Counterfeiting/Forgery	0	0	1	0
		Destruction/Damage/Vandalism of Property	0	0	0	0
		Embezzlement	0	0	0	0
		Extortion/Blackmail	0	0	0	0
		False Pretenses/Swindle/Confidence Game	2	0	1	0
		Credit Card/Automated Teller Machine Fraud	0	0	0	0
		Impersonation	0	0	0	0
		Welfare Fraud	0	0	0	0
		Wire Fraud	0	0	0	0
		Identity Theft	0	0	0	0
		Hacking/Computer Invasion	0	0	0	0
		Robbery	0	0	0	0
		Pocket-picking	0	0	0	0
		Purse-snatching	0	0	0	0
		Shoplifting	5	4	0	0
		Theft From Building	2	1	0	0
		Theft From Coin Operated Machine or Device	0	0	0	0
		Theft From Motor Vehicle	0	0	0	0
		Theft of Motor Vehicle Parts/Accessories	0	0	0	0
		All Other Larceny	13	4	7	0
		Motor Vehicle Theft	2	2	1	0
		Stolen Property Offenses	0	0	0	0
		<b>Crimes Against Society</b>				
		Drug/Narcotic Violations	20	19	23	0
		Drug Equipment Violations	0	0	0	0
		Betting/Wagering	0	0	0	0
		Operating/Promoting/Assisting Gambling	0	0	0	0
		Gambling Equipment Violations	0	0	0	0
		Sports Tampering	0	0	0	0
		Pornography/Obscene Material	0	0	0	0
		Prostitution	0	0	0	0
		Assisting or Promoting Prostitution	0	0	0	0
		Purchasing Prostitution	0	0	0	0
		Weapon Law Violations	1	1	1	0
		Animal Cruelty	0	0	0	0
		<b>Total Group A Offenses</b>	<b>57</b>	<b>41</b>	<b>43</b>	<b>1</b>
<b>Group B Arrests</b>						
<b>Offense</b>	<b>Adult</b>	<b>Juvenile</b>				
Bad Checks	0	0				
Curfew/Loitering/Vagrancy Violations	0	0				
Disorderly Conduct	2	0				
Driving Under the Influence	27	0				
Drunkenness	0	0				
Family Offenses (Nonviolent)	0	0				
Liquor Law Violations	0	0				
Peeping Tom	0	0				
Trespass of Real Property	0	0				
All Other Offenses	2	0				
<b>Total Group B</b>	<b>31</b>	<b>0</b>				

(\*) Offenses are counted using the FBI Units of Count for Crime

(\*\*) The 'Arrests' column shows arrests made for incidents during the selected period, regardless of arrest date. Arrest counts for the same period may change over time.

## Houlton PD - ME0020400 - NIBRS Agency Crime Overview - 2022

2022 Population Estimate	6,071	Offenses (*)		Arrests (**)		
		Reported	Cleared	Adult	Juvenile	
<b>Offense Overview</b>		<b>Group A Offenses</b>				
		<b>Crimes Against Persons</b>				
Offense Total	270	Murder and Nonnegligent Manslaughter	0	0	0	0
Number Cleared	169	Negligent Manslaughter	0	0	0	0
Percent Cleared	62.59 %	Kidnapping/Abduction	0	0	0	0
Group A Crimes per 100,000 population	4,447.4	Rape	0	0	0	0
		Sodomy	0	0	0	0
		Sexual Assault With An Object	0	0	0	0
		Fondling	1	0	0	0
		Incest	0	0	0	0
		Statutory Rape	0	0	0	0
<b>Arrest Overview</b>		Aggravated Assault	5	5	4	0
Total Arrests	232	Simple Assault	39	25	22	2
Adult Arrests	225	Intimidation	11	9	5	1
Juvenile Arrests	7	Human Trafficking, Commercial Sex Acts	0	0	0	0
Unknown Age	0	Human Trafficking, Involuntary Servitude	0	0	0	0
Arrests per 100,000 population	3,821.4	<b>Crimes Against Property</b>				
		Arson	0	0	0	0
		Bribery	0	0	0	0
		Burglary/Breaking & Entering	8	4	4	0
		Counterfeiting/Forgery	3	2	1	0
		Destruction/Damage/Vandalism of Property	33	15	6	1
		Embezzlement	0	0	0	0
		Extortion/Blackmail	0	0	0	0
		False Pretenses/Swindle/Confidence Game	10	5	6	0
		Credit Card/Automated Teller Machine Fraud	0	0	0	0
		Impersonation	1	0	0	0
		Welfare Fraud	1	1	0	0
		Wire Fraud	0	0	0	0
		Identity Theft	0	0	0	0
		Hacking/Computer Invasion	0	0	0	0
		Robbery	0	0	0	0
		Pocket-picking	0	0	0	0
		Purse-snatching	0	0	0	0
		Shoplifting	0	0	0	0
		Theft From Building	0	0	0	0
		Theft From Coin Operated Machine or Device	0	0	0	0
		Theft From Motor Vehicle	3	1	1	0
		Theft of Motor Vehicle Parts/Accessories	0	0	0	0
		All Other Larceny	107	59	57	2
		Motor Vehicle Theft	0	0	0	0
		Stolen Property Offenses	0	0	0	0
		<b>Crimes Against Society</b>				
		Drug/Narcotic Violations	47	42	39	1
		Drug Equipment Violations	0	0	0	0
		Betting/Wagering	0	0	0	0
		Operating/Promoting/Assisting Gambling	0	0	0	0
		Gambling Equipment Violations	0	0	0	0
		Sports Tampering	0	0	0	0
		Pornography/Obscene Material	0	0	0	0
		Prostitution	0	0	0	0
		Assisting or Promoting Prostitution	0	0	0	0
		Purchasing Prostitution	0	0	0	0
		Weapon Law Violations	1	1	1	0
		Animal Cruelty	0	0	0	0
		<b>Total Group A Offenses</b>	<b>270</b>	<b>169</b>	<b>146</b>	<b>7</b>
<b>Group B Arrests</b>						
<b>Offense</b>	<b>Adult</b>	<b>Juvenile</b>				
Bad Checks	2	0				
Curfew/Loitering/Vagrancy Violations	0	0				
Disorderly Conduct	5	0				
Driving Under the Influence	8	0				
Drunkenness	0	0				
Family Offenses (Nonviolent)	0	0				
Liquor Law Violations	0	0				
Peeping Tom	0	0				
Trespass of Real Property	5	0				
All Other Offenses	59	0				
<b>Total Group B</b>	<b>79</b>	<b>0</b>				

(\*) Offenses are counted using the FBI Units of Count for Crime

(\*\*) The 'Arrests' column shows arrests made for incidents during the selected period, regardless of arrest date. Arrest counts for the same period may change over time.



## Islesboro PD - ME0140500 - NIBRS Agency Crime Overview - 2022

2022 Population Estimate	589	Offenses (*)		Arrests (**)		
		Reported	Cleared	Adult	Juvenile	
<b>Offense Overview</b>		<b>Group A Offenses</b>				
		<b>Crimes Against Persons</b>				
Offense Total	15	Murder and Nonnegligent Manslaughter	0	0	0	0
Number Cleared	0	Negligent Manslaughter	0	0	0	0
Percent Cleared	0.00 %	Kidnapping/Abduction	0	0	0	0
Group A Crimes per 100,000 population	2,546.7	Rape	0	0	0	0
		Sodomy	0	0	0	0
		Sexual Assault With An Object	0	0	0	0
		Fondling	0	0	0	0
		Incest	0	0	0	0
		Statutory Rape	0	0	0	0
<b>Arrest Overview</b>		Aggravated Assault	0	0	0	0
Total Arrests	6	Simple Assault	0	0	0	0
Adult Arrests	6	Intimidation	1	0	0	0
Juvenile Arrests	0	Human Trafficking, Commercial Sex Acts	0	0	0	0
Unknown Age	0	Human Trafficking, Involuntary Servitude	0	0	0	0
Arrests per 100,000 population	1,018.7	<b>Crimes Against Property</b>				
		Arson	0	0	0	0
		Bribery	0	0	0	0
		Burglary/Breaking & Entering	3	0	0	0
		Counterfeiting/Forgery	0	0	0	0
		Destruction/Damage/Vandalism of Property	0	0	0	0
		Embezzlement	0	0	0	0
		Extortion/Blackmail	0	0	0	0
		False Pretenses/Swindle/Confidence Game	0	0	0	0
		Credit Card/Automated Teller Machine Fraud	0	0	0	0
		Impersonation	0	0	0	0
		Welfare Fraud	0	0	0	0
		Wire Fraud	0	0	0	0
		Identity Theft	0	0	0	0
		Hacking/Computer Invasion	0	0	0	0
		Robbery	0	0	0	0
		Pocket-picking	0	0	0	0
		Purse-snatching	0	0	0	0
		Shoplifting	0	0	0	0
		Theft From Building	0	0	0	0
		Theft From Coin Operated Machine or Device	0	0	0	0
		Theft From Motor Vehicle	2	0	0	0
		Theft of Motor Vehicle Parts/Accessories	0	0	0	0
		All Other Larceny	9	0	0	0
		Motor Vehicle Theft	0	0	0	0
		Stolen Property Offenses	0	0	0	0
		<b>Crimes Against Society</b>				
		Drug/Narcotic Violations	0	0	0	0
		Drug Equipment Violations	0	0	0	0
		Betting/Wagering	0	0	0	0
		Operating/Promoting/Assisting Gambling	0	0	0	0
		Gambling Equipment Violations	0	0	0	0
		Sports Tampering	0	0	0	0
		Pornography/Obscene Material	0	0	0	0
		Prostitution	0	0	0	0
		Assisting or Promoting Prostitution	0	0	0	0
		Purchasing Prostitution	0	0	0	0
		Weapon Law Violations	0	0	0	0
		Animal Cruelty	0	0	0	0
		<b>Total Group A Offenses</b>	<b>15</b>	<b>0</b>	<b>0</b>	<b>0</b>
<b>Group B Arrests</b>						
<b>Offense</b>	<b>Adult</b>	<b>Juvenile</b>				
Bad Checks	0	0				
Curfew/Loitering/Vagrancy Violations	0	0				
Disorderly Conduct	0	0				
Driving Under the Influence	3	0				
Drunkenness	0	0				
Family Offenses (Nonviolent)	0	0				
Liquor Law Violations	0	0				
Peeping Tom	0	0				
Trespass of Real Property	1	0				
All Other Offenses	2	0				
<b>Total Group B</b>	<b>6</b>	<b>0</b>				

(\*) Offenses are counted using the FBI Units of Count for Crime

(\*\*) The 'Arrests' column shows arrests made for incidents during the selected period, regardless of arrest date. Arrest counts for the same period may change over time.

## Jay PD - ME0040200 - NIBRS Agency Crime Overview - 2022

2022 Population Estimate	4,706	Offenses (*)		Arrests (**)		
		Reported	Cleared	Adult	Juvenile	
<b>Offense Overview</b>		<b>Group A Offenses</b>				
		<b>Crimes Against Persons</b>				
Offense Total	158	Murder and Nonnegligent Manslaughter	0	0	0	0
Number Cleared	82	Negligent Manslaughter	1	0	0	0
Percent Cleared	51.90 %	Kidnapping/Abduction	0	0	0	0
Group A Crimes per 100,000 population	3,357.4	Rape	1	1	1	0
		Sodomy	0	0	0	0
		Sexual Assault With An Object	0	0	0	0
		Fondling	2	1	0	0
		Incest	0	0	0	0
		Statutory Rape	0	0	0	0
<b>Arrest Overview</b>		Aggravated Assault	7	7	2	2
Total Arrests	138	Simple Assault	41	27	14	4
Adult Arrests	116	Intimidation	21	18	2	5
Juvenile Arrests	22	Human Trafficking, Commercial Sex Acts	0	0	0	0
Unknown Age	0	Human Trafficking, Involuntary Servitude	0	0	0	0
Arrests per 100,000 population	2,932.4	<b>Crimes Against Property</b>				
		Arson	0	0	0	0
		Bribery	0	0	0	0
		Burglary/Breaking & Entering	4	2	2	0
		Counterfeiting/Forgery	1	0	0	0
		Destruction/Damage/Vandalism of Property	31	9	4	2
		Embezzlement	0	0	0	0
		Extortion/Blackmail	0	0	0	0
		False Pretenses/Swindle/Confidence Game	4	0	0	0
		Credit Card/Automated Teller Machine Fraud	1	0	0	0
		Impersonation	0	0	0	0
		Welfare Fraud	0	0	0	0
		Wire Fraud	0	0	0	0
		Identity Theft	0	0	0	0
		Hacking/Computer Invasion	0	0	0	0
		Robbery	0	0	0	0
		Pocket-picking	0	0	0	0
		Purse-snatching	0	0	0	0
		Shoplifting	0	0	0	0
		Theft From Building	0	0	0	0
		Theft From Coin Operated Machine or Device	0	0	0	0
		Theft From Motor Vehicle	1	0	0	0
		Theft of Motor Vehicle Parts/Accessories	0	0	0	0
		All Other Larceny	35	12	6	1
		Motor Vehicle Theft	2	1	0	1
		Stolen Property Offenses	0	0	0	0
		<b>Crimes Against Society</b>				
		Drug/Narcotic Violations	6	4	1	1
		Drug Equipment Violations	0	0	0	0
		Betting/Wagering	0	0	0	0
		Operating/Promoting/Assisting Gambling	0	0	0	0
		Gambling Equipment Violations	0	0	0	0
		Sports Tampering	0	0	0	0
		Pornography/Obscene Material	0	0	0	0
		Prostitution	0	0	0	0
		Assisting or Promoting Prostitution	0	0	0	0
		Purchasing Prostitution	0	0	0	0
		Weapon Law Violations	0	0	0	0
		Animal Cruelty	0	0	0	0
		<b>Total Group A Offenses</b>	<b>158</b>	<b>82</b>	<b>32</b>	<b>16</b>
<b>Group B Arrests</b>						
<b>Offense</b>	<b>Adult</b>	<b>Juvenile</b>				
Bad Checks	0	0				
Curfew/Loitering/Vagrancy Violations	0	0				
Disorderly Conduct	2	0				
Driving Under the Influence	9	0				
Drunkenness	0	0				
Family Offenses (Nonviolent)	0	0				
Liquor Law Violations	0	1				
Peeping Tom	0	0				
Trespass of Real Property	5	0				
All Other Offenses	68	5				
<b>Total Group B</b>	<b>84</b>	<b>6</b>				

(\*) Offenses are counted using the FBI Units of Count for Crime

(\*\*) The 'Arrests' column shows arrests made for incidents during the selected period, regardless of arrest date. Arrest counts for the same period may change over time.

## Kennebec SO - ME0060000 - NIBRS Agency Crime Overview - 2022

2022 Population Estimate	53,875	Offenses (*)		Arrests (**)		
		Reported	Cleared	Adult	Juvenile	
<b>Offense Overview</b>		<b>Group A Offenses</b>				
		<b>Crimes Against Persons</b>				
Offense Total	911	Murder and Nonnegligent Manslaughter	0	0	0	0
Number Cleared	340	Negligent Manslaughter	1	0	0	0
Percent Cleared	37.32 %	Kidnapping/Abduction	0	0	0	0
Group A Crimes per 100,000 population	1,691.0	Rape	15	1	0	1
		Sodomy	1	0	0	0
		Sexual Assault With An Object	0	0	0	0
		Fondling	7	2	0	1
		Incest	0	0	0	0
		Statutory Rape	5	0	0	0
<b>Arrest Overview</b>		Aggravated Assault	16	13	10	1
Total Arrests	626	Simple Assault	211	105	62	17
Adult Arrests	588	Intimidation	106	59	19	7
Juvenile Arrests	38	Human Trafficking, Commercial Sex Acts	0	0	0	0
Unknown Age	0	Human Trafficking, Involuntary Servitude	0	0	0	0
Arrests per 100,000 population	1,161.9	<b>Crimes Against Property</b>				
		Arson	0	0	0	0
		Bribery	0	0	0	0
		Burglary/Breaking & Entering	45	12	9	0
		Counterfeiting/Forgery	9	6	4	0
		Destruction/Damage/Vandalism of Property	132	40	15	5
		Embezzlement	0	0	0	0
		Extortion/Blackmail	2	0	0	0
		False Pretenses/Swindle/Confidence Game	46	8	5	0
		Credit Card/Automated Teller Machine Fraud	5	2	0	1
		Impersonation	0	0	0	0
		Welfare Fraud	0	0	0	0
		Wire Fraud	0	0	0	0
		Identity Theft	0	0	0	0
		Hacking/Computer Invasion	0	0	0	0
		Robbery	1	1	6	0
		Pocket-picking	0	0	0	0
		Purse-snatching	0	0	0	0
		Shoplifting	2	2	2	0
		Theft From Building	3	2	1	0
		Theft From Coin Operated Machine or Device	0	0	0	0
		Theft From Motor Vehicle	18	2	2	0
		Theft of Motor Vehicle Parts/Accessories	1	0	1	0
		All Other Larceny	183	26	17	0
		Motor Vehicle Theft	22	8	5	1
		Stolen Property Offenses	0	0	0	0
		<b>Crimes Against Society</b>				
		Drug/Narcotic Violations	69	44	25	1
		Drug Equipment Violations	3	1	0	0
		Betting/Wagering	0	0	0	0
		Operating/Promoting/Assisting Gambling	0	0	0	0
		Gambling Equipment Violations	0	0	0	0
		Sports Tampering	0	0	0	0
		Pornography/Obscene Material	1	0	0	0
		Prostitution	0	0	0	0
		Assisting or Promoting Prostitution	0	0	0	0
		Purchasing Prostitution	0	0	0	0
		Weapon Law Violations	7	6	1	0
		Animal Cruelty	0	0	0	0
		<b>Total Group A Offenses</b>	<b>911</b>	<b>340</b>	<b>184</b>	<b>35</b>
<b>Group B Arrests</b>						
<b>Offense</b>	<b>Adult</b>	<b>Juvenile</b>				
Bad Checks	1	0				
Curfew/Loitering/Vagrancy Violations	0	0				
Disorderly Conduct	8	1				
Driving Under the Influence	52	1				
Drunkenness	0	0				
Family Offenses (Nonviolent)	6	0				
Liquor Law Violations	2	0				
Peeping Tom	0	0				
Trespass of Real Property	5	0				
All Other Offenses	330	1				
<b>Total Group B</b>	<b>404</b>	<b>3</b>				

(\*) Offenses are counted using the FBI Units of Count for Crime

(\*\*) The 'Arrests' column shows arrests made for incidents during the selected period, regardless of arrest date. Arrest counts for the same period may change over time.

## Kennebunk PD - ME0160800 - NIBRS Agency Crime Overview - 2022

2022 Population Estimate	11,804	Offenses (*)		Arrests (**)		
		Reported	Cleared	Adult	Juvenile	
<b>Offense Overview</b>		<b>Group A Offenses</b>				
		<b>Crimes Against Persons</b>				
Offense Total	176	Murder and Nonnegligent Manslaughter	0	0	0	0
Number Cleared	39	Negligent Manslaughter	0	0	0	0
Percent Cleared	22.16 %	Kidnapping/Abduction	0	0	0	0
Group A Crimes per 100,000 population	1,491.0	Rape	2	0	0	0
		Sodomy	0	0	0	0
		Sexual Assault With An Object	0	0	0	0
		Fondling	2	0	0	0
		Incest	0	0	0	0
		Statutory Rape	0	0	0	0
<b>Arrest Overview</b>		Aggravated Assault	1	1	1	0
Total Arrests	93	Simple Assault	20	12	10	1
Adult Arrests	77	Intimidation	6	3	2	0
Juvenile Arrests	16	Human Trafficking, Commercial Sex Acts	0	0	0	0
Unknown Age	0	Human Trafficking, Involuntary Servitude	0	0	0	0
Arrests per 100,000 population	787.9	<b>Crimes Against Property</b>				
		Arson	0	0	0	0
		Bribery	0	0	0	0
		Burglary/Breaking & Entering	11	0	0	0
		Counterfeiting/Forgery	10	1	0	0
		Destruction/Damage/Vandalism of Property	25	3	0	3
		Embezzlement	0	0	0	0
		Extortion/Blackmail	0	0	0	0
		False Pretenses/Swindle/Confidence Game	24	2	1	1
		Credit Card/Automated Teller Machine Fraud	6	0	0	0
		Impersonation	0	0	0	0
		Welfare Fraud	0	0	0	0
		Wire Fraud	0	0	0	0
		Identity Theft	2	0	0	0
		Hacking/Computer Invasion	0	0	0	0
		Robbery	0	0	0	0
		Pocket-picking	0	0	0	0
		Purse-snatching	0	0	0	0
		Shoplifting	0	0	0	0
		Theft From Building	0	0	0	0
		Theft From Coin Operated Machine or Device	0	0	0	0
		Theft From Motor Vehicle	6	0	0	0
		Theft of Motor Vehicle Parts/Accessories	1	0	0	0
		All Other Larceny	48	7	4	4
		Motor Vehicle Theft	1	0	0	0
		Stolen Property Offenses	0	0	0	0
		<b>Crimes Against Society</b>				
		Drug/Narcotic Violations	11	10	4	6
		Drug Equipment Violations	0	0	0	0
		Betting/Wagering	0	0	0	0
		Operating/Promoting/Assisting Gambling	0	0	0	0
		Gambling Equipment Violations	0	0	0	0
		Sports Tampering	0	0	0	0
		Pornography/Obscene Material	0	0	0	0
		Prostitution	0	0	0	0
		Assisting or Promoting Prostitution	0	0	0	0
		Purchasing Prostitution	0	0	0	0
		Weapon Law Violations	0	0	0	0
		Animal Cruelty	0	0	0	0
		<b>Total Group A Offenses</b>	<b>176</b>	<b>39</b>	<b>22</b>	<b>15</b>
<b>Group B Arrests</b>						
<b>Offense</b>	<b>Adult</b>	<b>Juvenile</b>				
Bad Checks	0	0				
Curfew/Loitering/Vagrancy Violations	0	0				
Disorderly Conduct	2	0				
Driving Under the Influence	15	0				
Drunkenness	0	0				
Family Offenses (Nonviolent)	0	0				
Liquor Law Violations	3	1				
Peeping Tom	0	0				
Trespass of Real Property	2	0				
All Other Offenses	33	0				
<b>Total Group B</b>	<b>55</b>	<b>1</b>				

(\*) Offenses are counted using the FBI Units of Count for Crime

(\*\*) The 'Arrests' column shows arrests made for incidents during the selected period, regardless of arrest date. Arrest counts for the same period may change over time.

## Kennebunkport PD - ME0160900 - NIBRS Agency Crime Overview - 2022

2022 Population Estimate	3,716	Offenses (*)		Arrests (**)		
		Reported	Cleared	Adult	Juvenile	
<b>Offense Overview</b>		<b>Group A Offenses</b>				
		<b>Crimes Against Persons</b>				
Offense Total	55	Murder and Nonnegligent Manslaughter	0	0	0	0
Number Cleared	15	Negligent Manslaughter	0	0	0	0
Percent Cleared	27.27 %	Kidnapping/Abduction	0	0	0	0
Group A Crimes per 100,000 population	1,480.1	Rape	0	0	0	0
		Sodomy	0	0	0	0
		Sexual Assault With An Object	0	0	0	0
		Fondling	0	0	0	0
		Incest	0	0	0	0
<b>Arrest Overview</b>		Statutory Rape	0	0	0	0
Total Arrests	39	Aggravated Assault	0	0	0	0
Adult Arrests	35	Simple Assault	7	7	5	0
Juvenile Arrests	4	Intimidation	1	1	1	0
Unknown Age	0	Human Trafficking, Commercial Sex Acts	0	0	0	0
Arrests per 100,000 population	1,049.5	Human Trafficking, Involuntary Servitude	0	0	0	0
		<b>Crimes Against Property</b>				
		Arson	0	0	0	0
Average number offenses/incident	1.04	Bribery	0	0	0	0
		Burglary/Breaking & Entering	1	1	0	0
		Counterfeiting/Forgery	2	1	2	1
		Destruction/Damage/Vandalism of Property	11	0	0	0
		Embezzlement	0	0	0	0
		Extortion/Blackmail	1	0	0	0
		False Pretenses/Swindle/Confidence Game	12	1	1	0
		Credit Card/Automated Teller Machine Fraud	2	0	0	0
		Impersonation	0	0	0	0
		Welfare Fraud	0	0	0	0
		Wire Fraud	0	0	0	0
		Identity Theft	0	0	0	0
		Hacking/Computer Invasion	0	0	0	0
		Robbery	0	0	0	0
		Pocket-picking	0	0	0	0
		Purse-snatching	0	0	0	0
		Shoplifting	0	0	0	0
		Theft From Building	0	0	0	0
		Theft From Coin Operated Machine or Device	0	0	0	0
		Theft From Motor Vehicle	1	0	0	0
		Theft of Motor Vehicle Parts/Accessories	0	0	0	0
		All Other Larceny	15	2	2	0
		Motor Vehicle Theft	1	1	0	0
		Stolen Property Offenses	0	0	0	0
		<b>Crimes Against Society</b>				
		Drug/Narcotic Violations	0	0	0	0
		Drug Equipment Violations	0	0	0	0
		Betting/Wagering	0	0	0	0
		Operating/Promoting/Assisting Gambling	0	0	0	0
		Gambling Equipment Violations	0	0	0	0
		Sports Tampering	0	0	0	0
		Pornography/Obscene Material	1	1	0	0
		Prostitution	0	0	0	0
		Assisting or Promoting Prostitution	0	0	0	0
		Purchasing Prostitution	0	0	0	0
		Weapon Law Violations	0	0	0	0
		Animal Cruelty	0	0	0	0
		<b>Total Group A Offenses</b>	<b>55</b>	<b>15</b>	<b>11</b>	<b>1</b>
		<b>Group B Arrests</b>				
		<b>Offense</b>	<b>Adult</b>	<b>Juvenile</b>		
		Bad Checks	0	0		
		Curfew/Loitering/Vagrancy Violations	0	0		
		Disorderly Conduct	0	0		
		Driving Under the Influence	9	0		
		Drunkenness	0	0		
		Family Offenses (Nonviolent)	0	0		
		Liquor Law Violations	0	3		
		Peeping Tom	0	0		
		Trespass of Real Property	0	0		
		All Other Offenses	15	0		
		<b>Total Group B</b>	<b>24</b>	<b>3</b>		

(\*) Offenses are counted using the FBI Units of Count for Crime

(\*\*) The 'Arrests' column shows arrests made for incidents during the selected period, regardless of arrest date. Arrest counts for the same period may change over time.

## Kittery PD - ME0160200 - NIBRS Agency Crime Overview - 2022

2022 Population Estimate	10,279	Offenses (*)		Arrests (**)		
		Reported	Cleared	Adult	Juvenile	
<b>Offense Overview</b>		<b>Group A Offenses</b>				
<b>Offense Total</b>		<b>Crimes Against Persons</b>				
Offense Total	281	Murder and Nonnegligent Manslaughter	0	0	0	0
Number Cleared	141	Negligent Manslaughter	0	0	0	0
Percent Cleared	50.18 %	Kidnapping/Abduction	0	0	0	0
Group A Crimes per 100,000 population	2,733.7	Rape	1	0	0	0
		Sodomy	0	0	0	0
		Sexual Assault With An Object	0	0	0	0
		Fondling	1	0	0	0
		Incest	0	0	0	0
		Statutory Rape	0	0	0	0
<b>Arrest Overview</b>		Aggravated Assault	4	2	2	0
Total Arrests	248	Simple Assault	24	16	9	4
Adult Arrests	216	Intimidation	11	3	2	0
Juvenile Arrests	32	Human Trafficking, Commercial Sex Acts	0	0	0	0
Unknown Age	0	Human Trafficking, Involuntary Servitude	0	0	0	0
Arrests per 100,000 population	2,412.7	<b>Crimes Against Property</b>				
		Arson	0	0	0	0
		Bribery	0	0	0	0
		Burglary/Breaking & Entering	6	3	3	0
		Counterfeiting/Forgery	2	0	0	0
		Destruction/Damage/Vandalism of Property	27	2	2	0
		Embezzlement	0	0	0	0
		Extortion/Blackmail	1	0	0	0
		False Pretenses/Swindle/Confidence Game	8	1	0	0
		Credit Card/Automated Teller Machine Fraud	5	1	1	0
		Impersonation	0	0	0	0
		Welfare Fraud	0	0	0	0
		Wire Fraud	0	0	0	0
		Identity Theft	2	0	0	0
		Hacking/Computer Invasion	0	0	0	0
		Robbery	0	0	0	0
		Pocket-picking	0	0	0	0
		Purse-snatching	0	0	0	0
		Shoplifting	61	47	38	10
		Theft From Building	4	1	1	0
		Theft From Coin Operated Machine or Device	0	0	0	0
		Theft From Motor Vehicle	10	1	0	0
		Theft of Motor Vehicle Parts/Accessories	1	0	0	0
		All Other Larceny	85	47	42	12
		Motor Vehicle Theft	6	2	1	2
		Stolen Property Offenses	8	3	4	0
		<b>Crimes Against Society</b>				
		Drug/Narcotic Violations	9	8	4	1
		Drug Equipment Violations	3	3	2	0
		Betting/Wagering	0	0	0	0
		Operating/Promoting/Assisting Gambling	0	0	0	0
		Gambling Equipment Violations	0	0	0	0
		Sports Tampering	0	0	0	0
		Pornography/Obscene Material	0	0	0	0
		Prostitution	0	0	0	0
		Assisting or Promoting Prostitution	0	0	0	0
		Purchasing Prostitution	0	0	0	0
		Weapon Law Violations	2	1	1	0
		Animal Cruelty	0	0	0	0
		<b>Total Group A Offenses</b>	<b>281</b>	<b>141</b>	<b>112</b>	<b>29</b>
<b>Group B Arrests</b>						
<b>Offense</b>	<b>Adult</b>	<b>Juvenile</b>				
Bad Checks	0	0				
Curfew/Loitering/Vagrancy Violations	0	0				
Disorderly Conduct	7	0				
Driving Under the Influence	24	0				
Drunkenness	0	0				
Family Offenses (Nonviolent)	0	0				
Liquor Law Violations	5	2				
Peeping Tom	0	0				
Trespass of Real Property	1	0				
All Other Offenses	67	1				
<b>Total Group B</b>	<b>104</b>	<b>3</b>				

(\*) Offenses are counted using the FBI Units of Count for Crime

(\*\*) The 'Arrests' column shows arrests made for incidents during the selected period, regardless of arrest date. Arrest counts for the same period may change over time.

## Knox SO - ME0070000 - NIBRS Agency Crime Overview - 2022

2022 Population Estimate	22,714	Offenses (*)		Arrests (**)		
		Reported	Cleared	Adult	Juvenile	
<b>Offense Overview</b>		<b>Group A Offenses</b>				
		<b>Crimes Against Persons</b>				
Offense Total	405	Murder and Nonnegligent Manslaughter	0	0	0	0
Number Cleared	124	Negligent Manslaughter	0	0	0	0
Percent Cleared	30.62 %	Kidnapping/Abduction	1	0	0	0
Group A Crimes per 100,000 population	1,783.0	Rape	1	0	0	0
		Sodomy	0	0	0	0
		Sexual Assault With An Object	0	0	0	0
		Fondling	0	0	0	0
		Incest	0	0	0	0
		Statutory Rape	0	0	0	0
<b>Arrest Overview</b>		Aggravated Assault	12	9	9	1
Total Arrests	199	Simple Assault	63	50	41	0
Adult Arrests	198	Intimidation	87	16	10	0
Juvenile Arrests	1	Human Trafficking, Commercial Sex Acts	0	0	0	0
Unknown Age	0	Human Trafficking, Involuntary Servitude	0	0	0	0
Arrests per 100,000 population	876.1	<b>Crimes Against Property</b>				
		Arson	0	0	0	0
		Bribery	0	0	0	0
		Burglary/Breaking & Entering	17	2	2	0
		Counterfeiting/Forgery	0	0	0	0
		Destruction/Damage/Vandalism of Property	73	18	8	0
		Embezzlement	0	0	0	0
		Extortion/Blackmail	0	0	0	0
		False Pretenses/Swindle/Confidence Game	16	0	0	0
		Credit Card/Automated Teller Machine Fraud	0	0	0	0
		Impersonation	0	0	0	0
		Welfare Fraud	0	0	0	0
		Wire Fraud	0	0	0	0
		Identity Theft	0	0	0	0
		Hacking/Computer Invasion	0	0	0	0
		Robbery	0	0	0	0
		Pocket-picking	0	0	0	0
		Purse-snatching	0	0	0	0
		Shoplifting	0	0	0	0
		Theft From Building	0	0	0	0
		Theft From Coin Operated Machine or Device	0	0	0	0
		Theft From Motor Vehicle	6	0	0	0
		Theft of Motor Vehicle Parts/Accessories	3	0	0	0
		All Other Larceny	98	15	14	0
		Motor Vehicle Theft	18	6	5	0
		Stolen Property Offenses	0	0	0	0
		<b>Crimes Against Society</b>				
		Drug/Narcotic Violations	6	5	5	0
		Drug Equipment Violations	2	1	0	0
		Betting/Wagering	0	0	0	0
		Operating/Promoting/Assisting Gambling	0	0	0	0
		Gambling Equipment Violations	0	0	0	0
		Sports Tampering	0	0	0	0
		Pornography/Obscene Material	0	0	0	0
		Prostitution	0	0	0	0
		Assisting or Promoting Prostitution	0	0	0	0
		Purchasing Prostitution	0	0	0	0
		Weapon Law Violations	2	2	1	0
		Animal Cruelty	0	0	0	0
		<b>Total Group A Offenses</b>	<b>405</b>	<b>124</b>	<b>95</b>	<b>1</b>
<b>Group B Arrests</b>						
<b>Offense</b>	<b>Adult</b>	<b>Juvenile</b>				
Bad Checks	1	0				
Curfew/Loitering/Vagrancy Violations	0	0				
Disorderly Conduct	2	0				
Driving Under the Influence	30	0				
Drunkenness	0	0				
Family Offenses (Nonviolent)	1	0				
Liquor Law Violations	0	0				
Peeping Tom	0	0				
Trespass of Real Property	3	0				
All Other Offenses	66	0				
<b>Total Group B</b>	<b>103</b>	<b>0</b>				

(\*) Offenses are counted using the FBI Units of Count for Crime

(\*\*) The 'Arrests' column shows arrests made for incidents during the selected period, regardless of arrest date. Arrest counts for the same period may change over time.

Lewiston PD - ME0010200 - NIBRS Agency Crime Overview - 2022

2022 Population Estimate	36,488	Offenses (*)		Arrests (**)		
		Reported	Cleared	Adult	Juvenile	
<b>Offense Overview</b>		<b>Group A Offenses</b>				
		<b>Crimes Against Persons</b>				
Offense Total	1,725	Murder and Nonnegligent Manslaughter	3	3	3	0
Number Cleared	664	Negligent Manslaughter	1	1	1	0
Percent Cleared	38.49 %	Kidnapping/Abduction	1	0	0	0
Group A Crimes per 100,000 population	4,727.6	Rape	25	1	1	0
		Sodomy	0	0	0	0
		Sexual Assault With An Object	1	0	0	0
		Fondling	17	3	2	0
		Incest	4	0	0	0
		Statutory Rape	2	0	0	0
<b>Arrest Overview</b>		Aggravated Assault	46	29	20	11
Total Arrests	1,484	Simple Assault	245	163	125	20
Adult Arrests	1,389	Intimidation	90	60	35	7
Juvenile Arrests	95	Human Trafficking, Commercial Sex Acts	0	0	0	0
Unknown Age	0	Human Trafficking, Involuntary Servitude	0	0	0	0
Arrests per 100,000 population	4,067.1	<b>Crimes Against Property</b>				
		Arson	9	5	2	1
		Bribery	0	0	0	0
		Burglary/Breaking & Entering	95	16	10	2
		Counterfeiting/Forgery	18	6	5	0
		Destruction/Damage/Vandalism of Property	266	66	33	11
		Embezzlement	9	6	6	0
		Extortion/Blackmail	0	0	0	0
		False Pretenses/Swindle/Confidence Game	18	5	4	1
		Credit Card/Automated Teller Machine Fraud	45	9	0	0
		Impersonation	5	0	0	0
		Welfare Fraud	2	1	1	0
		Wire Fraud	9	0	0	0
		Identity Theft	2	0	0	0
		Hacking/Computer Invasion	0	0	0	0
		Robbery	26	12	13	4
		Pocket-picking	2	0	0	0
		Purse-snatching	1	0	0	0
		Shoplifting	127	64	67	2
		Theft From Building	86	25	21	2
		Theft From Coin Operated Machine or Device	3	0	0	0
		Theft From Motor Vehicle	121	8	6	0
		Theft of Motor Vehicle Parts/Accessories	47	2	1	0
		All Other Larceny	193	17	12	1
		Motor Vehicle Theft	39	13	9	2
		Stolen Property Offenses	4	3	3	0
		<b>Crimes Against Society</b>				
		Drug/Narcotic Violations	139	127	101	0
		Drug Equipment Violations	3	3	0	0
		Betting/Wagering	0	0	0	0
		Operating/Promoting/Assisting Gambling	0	0	0	0
		Gambling Equipment Violations	0	0	0	0
		Sports Tampering	0	0	0	0
		Pornography/Obscene Material	2	1	1	0
		Prostitution	0	0	0	0
		Assisting or Promoting Prostitution	0	0	0	0
		Purchasing Prostitution	0	0	0	0
		Weapon Law Violations	18	14	7	1
		Animal Cruelty	1	1	0	1
		<b>Total Group A Offenses</b>	<b>1,725</b>	<b>664</b>	<b>489</b>	<b>66</b>
<b>Group B Arrests</b>						
<b>Offense</b>	<b>Adult</b>	<b>Juvenile</b>				
Bad Checks	1	0				
Curfew/Loitering/Vagrancy Violations	2	1				
Disorderly Conduct	46	4				
Driving Under the Influence	94	0				
Drunkenness	0	0				
Family Offenses (Nonviolent)	4	0				
Liquor Law Violations	35	1				
Peeping Tom	0	0				
Trespass of Real Property	71	5				
All Other Offenses	647	18				
<b>Total Group B</b>	<b>900</b>	<b>29</b>				

(\*) Offenses are counted using the FBI Units of Count for Crime

(\*\*) The 'Arrests' column shows arrests made for incidents during the selected period, regardless of arrest date. Arrest counts for the same period may change over time.



## Limestone PD - ME0021000 - NIBRS Agency Crime Overview - 2022

2022 Population Estimate	1,524	Offenses (*)		Arrests (**)		
		Reported	Cleared	Adult	Juvenile	
<b>Offense Overview</b>		<b>Group A Offenses</b>				
		<b>Crimes Against Persons</b>				
Offense Total	13	Murder and Nonnegligent Manslaughter	0	0	0	0
Number Cleared	5	Negligent Manslaughter	0	0	0	0
Percent Cleared	38.46 %	Kidnapping/Abduction	0	0	0	0
Group A Crimes per 100,000 population	853.0	Rape	0	0	0	0
		Sodomy	0	0	0	0
		Sexual Assault With An Object	0	0	0	0
		Fondling	0	0	0	0
		Incest	0	0	0	0
		Statutory Rape	0	0	0	0
<b>Arrest Overview</b>		Aggravated Assault	0	0	0	0
Total Arrests	9	Simple Assault	3	3	3	0
Adult Arrests	9	Intimidation	0	0	0	0
Juvenile Arrests	0	Human Trafficking, Commercial Sex Acts	0	0	0	0
Unknown Age	0	Human Trafficking, Involuntary Servitude	0	0	0	0
Arrests per 100,000 population	590.6	<b>Crimes Against Property</b>				
		Arson	0	0	0	0
		Bribery	0	0	0	0
		Burglary/Breaking & Entering	3	1	1	0
		Counterfeiting/Forgery	0	0	0	0
		Destruction/Damage/Vandalism of Property	2	0	0	0
		Embezzlement	0	0	0	0
		Extortion/Blackmail	0	0	0	0
		False Pretenses/Swindle/Confidence Game	0	0	0	0
		Credit Card/Automated Teller Machine Fraud	0	0	0	0
		Impersonation	0	0	0	0
		Welfare Fraud	0	0	0	0
		Wire Fraud	0	0	0	0
		Identity Theft	0	0	0	0
		Hacking/Computer Invasion	0	0	0	0
		Robbery	0	0	0	0
		Pocket-picking	0	0	0	0
		Purse-snatching	0	0	0	0
		Shoplifting	0	0	0	0
		Theft From Building	0	0	0	0
		Theft From Coin Operated Machine or Device	0	0	0	0
		Theft From Motor Vehicle	0	0	0	0
		Theft of Motor Vehicle Parts/Accessories	0	0	0	0
		All Other Larceny	2	0	1	0
		Motor Vehicle Theft	1	1	0	0
		Stolen Property Offenses	0	0	0	0
		<b>Crimes Against Society</b>				
		Drug/Narcotic Violations	2	0	0	0
		Drug Equipment Violations	0	0	0	0
		Betting/Wagering	0	0	0	0
		Operating/Promoting/Assisting Gambling	0	0	0	0
		Gambling Equipment Violations	0	0	0	0
		Sports Tampering	0	0	0	0
		Pornography/Obscene Material	0	0	0	0
		Prostitution	0	0	0	0
		Assisting or Promoting Prostitution	0	0	0	0
		Purchasing Prostitution	0	0	0	0
		Weapon Law Violations	0	0	0	0
		Animal Cruelty	0	0	0	0
		<b>Total Group A Offenses</b>	<b>13</b>	<b>5</b>	<b>5</b>	<b>0</b>
<b>Group B Arrests</b>						
<b>Offense</b>	<b>Adult</b>	<b>Juvenile</b>				
Bad Checks	0	0				
Curfew/Loitering/Vagrancy Violations	0	0				
Disorderly Conduct	0	0				
Driving Under the Influence	0	0				
Drunkenness	0	0				
Family Offenses (Nonviolent)	0	0				
Liquor Law Violations	0	0				
Peeping Tom	0	0				
Trespass of Real Property	0	0				
All Other Offenses	4	0				
<b>Total Group B</b>	<b>4</b>	<b>0</b>				

(\*) Offenses are counted using the FBI Units of Count for Crime

(\*\*) The 'Arrests' column shows arrests made for incidents during the selected period, regardless of arrest date. Arrest counts for the same period may change over time.

## Lincoln PD - ME0100400 - NIBRS Agency Crime Overview - 2022

2022 Population Estimate	4,846	Offenses (*)		Arrests (**)		
		Reported	Cleared	Adult	Juvenile	
<b>Offense Overview</b>		<b>Group A Offenses</b>				
		<b>Crimes Against Persons</b>				
Offense Total	220	Murder and Nonnegligent Manslaughter	0	0	0	0
Number Cleared	87	Negligent Manslaughter	0	0	0	0
Percent Cleared	39.55 %	Kidnapping/Abduction	0	0	0	0
Group A Crimes per 100,000 population	4,539.8	Rape	0	0	0	0
		Sodomy	0	0	0	0
		Sexual Assault With An Object	0	0	0	0
		Fondling	0	0	0	0
		Incest	0	0	0	0
		Statutory Rape	0	0	0	0
<b>Arrest Overview</b>		Aggravated Assault	4	4	1	0
Total Arrests	113	Simple Assault	20	14	14	1
Adult Arrests	107	Intimidation	39	7	8	0
Juvenile Arrests	6	Human Trafficking, Commercial Sex Acts	0	0	0	0
Unknown Age	0	Human Trafficking, Involuntary Servitude	0	0	0	0
Arrests per 100,000 population	2,331.8	<b>Crimes Against Property</b>				
		Arson	0	0	0	0
		Bribery	0	0	0	0
		Burglary/Breaking & Entering	15	3	2	0
		Counterfeiting/Forgery	0	0	1	0
		Destruction/Damage/Vandalism of Property	28	8	5	1
		Embezzlement	0	0	0	0
		Extortion/Blackmail	0	0	0	0
		False Pretenses/Swindle/Confidence Game	4	0	0	0
		Credit Card/Automated Teller Machine Fraud	0	0	0	0
		Impersonation	0	0	0	0
		Welfare Fraud	0	0	0	0
		Wire Fraud	0	0	0	0
		Identity Theft	0	0	0	0
		Hacking/Computer Invasion	0	0	0	0
		Robbery	1	1	1	0
		Pocket-picking	0	0	0	0
		Purse-snatching	0	0	0	0
		Shoplifting	35	25	0	0
		Theft From Building	1	1	0	0
		Theft From Coin Operated Machine or Device	0	0	0	0
		Theft From Motor Vehicle	5	0	0	0
		Theft of Motor Vehicle Parts/Accessories	14	1	0	0
		All Other Larceny	34	8	31	1
		Motor Vehicle Theft	4	2	2	0
		Stolen Property Offenses	0	0	0	0
		<b>Crimes Against Society</b>				
		Drug/Narcotic Violations	10	10	8	0
		Drug Equipment Violations	0	0	0	0
		Betting/Wagering	0	0	0	0
		Operating/Promoting/Assisting Gambling	0	0	0	0
		Gambling Equipment Violations	0	0	0	0
		Sports Tampering	0	0	0	0
		Pornography/Obscene Material	2	1	0	0
		Prostitution	0	0	0	0
		Assisting or Promoting Prostitution	0	0	0	0
		Purchasing Prostitution	0	0	0	0
		Weapon Law Violations	4	2	0	0
		Animal Cruelty	0	0	0	0
		<b>Total Group A Offenses</b>	<b>220</b>	<b>87</b>	<b>73</b>	<b>3</b>
<b>Group B Arrests</b>						
<b>Offense</b>	<b>Adult</b>	<b>Juvenile</b>				
Bad Checks	0	0				
Curfew/Loitering/Vagrancy Violations	0	0				
Disorderly Conduct	3	0				
Driving Under the Influence	6	0				
Drunkenness	0	0				
Family Offenses (Nonviolent)	0	0				
Liquor Law Violations	0	2				
Peeping Tom	0	0				
Trespass of Real Property	2	0				
All Other Offenses	23	1				
<b>Total Group B</b>	<b>34</b>	<b>3</b>				

(\*) Offenses are counted using the FBI Units of Count for Crime

(\*\*) The 'Arrests' column shows arrests made for incidents during the selected period, regardless of arrest date. Arrest counts for the same period may change over time.

## Lincoln SO - ME0080000 - NIBRS Agency Crime Overview - 2022

2022 Population Estimate	22,939	Offenses (*)		Arrests (**)		
		Reported	Cleared	Adult	Juvenile	
<b>Offense Overview</b>		<b>Group A Offenses</b>				
		<b>Crimes Against Persons</b>				
Offense Total	442	Murder and Nonnegligent Manslaughter	0	0	0	0
Number Cleared	256	Negligent Manslaughter	0	0	0	0
Percent Cleared	57.92 %	Kidnapping/Abduction	2	2	1	0
Group A Crimes per 100,000 population	1,926.8	Rape	16	9	2	0
		Sodomy	0	0	0	0
		Sexual Assault With An Object	0	0	0	0
		Fondling	6	4	1	0
		Incest	0	0	0	0
		Statutory Rape	9	4	0	1
<b>Arrest Overview</b>		Aggravated Assault	9	9	7	1
Total Arrests	322	Simple Assault	120	108	62	2
Adult Arrests	297	Intimidation	38	31	16	1
Juvenile Arrests	25	Human Trafficking, Commercial Sex Acts	0	0	0	0
Unknown Age	0	Human Trafficking, Involuntary Servitude	0	0	0	0
Arrests per 100,000 population	1,403.7	<b>Crimes Against Property</b>				
		Arson	0	0	0	0
		Bribery	0	0	0	0
		Burglary/Breaking & Entering	17	6	2	1
		Counterfeiting/Forgery	7	4	1	0
		Destruction/Damage/Vandalism of Property	69	25	4	0
		Embezzlement	0	0	0	0
		Extortion/Blackmail	0	0	0	0
		False Pretenses/Swindle/Confidence Game	35	2	0	0
		Credit Card/Automated Teller Machine Fraud	2	1	1	0
		Impersonation	0	0	0	0
		Welfare Fraud	0	0	0	0
		Wire Fraud	3	0	0	0
		Identity Theft	1	0	0	0
		Hacking/Computer Invasion	0	0	0	0
		Robbery	0	0	0	0
		Pocket-picking	0	0	0	0
		Purse-snatching	0	0	0	0
		Shoplifting	0	0	0	0
		Theft From Building	10	6	2	0
		Theft From Coin Operated Machine or Device	0	0	0	0
		Theft From Motor Vehicle	9	4	0	0
		Theft of Motor Vehicle Parts/Accessories	7	1	0	0
		All Other Larceny	37	9	4	0
		Motor Vehicle Theft	5	4	3	0
		Stolen Property Offenses	0	0	0	0
		<b>Crimes Against Society</b>				
		Drug/Narcotic Violations	21	17	16	1
		Drug Equipment Violations	1	1	2	0
		Betting/Wagering	0	0	0	0
		Operating/Promoting/Assisting Gambling	0	0	0	0
		Gambling Equipment Violations	0	0	0	0
		Sports Tampering	0	0	0	0
		Pornography/Obscene Material	12	5	2	2
		Prostitution	0	0	0	0
		Assisting or Promoting Prostitution	0	0	0	0
		Purchasing Prostitution	0	0	0	0
		Weapon Law Violations	5	4	1	0
		Animal Cruelty	1	0	0	0
		<b>Total Group A Offenses</b>	<b>442</b>	<b>256</b>	<b>127</b>	<b>9</b>
<b>Group B Arrests</b>						
<b>Offense</b>	<b>Adult</b>	<b>Juvenile</b>				
Bad Checks	0	0				
Curfew/Loitering/Vagrancy Violations	0	0				
Disorderly Conduct	6	0				
Driving Under the Influence	62	0				
Drunkenness	0	0				
Family Offenses (Nonviolent)	2	0				
Liquor Law Violations	9	6				
Peeping Tom	0	0				
Trespass of Real Property	3	7				
All Other Offenses	88	3				
<b>Total Group B</b>	<b>170</b>	<b>16</b>				

(\*) Offenses are counted using the FBI Units of Count for Crime

(\*\*) The 'Arrests' column shows arrests made for incidents during the selected period, regardless of arrest date. Arrest counts for the same period may change over time.

## Lisbon PD - ME0010500 - NIBRS Agency Crime Overview - 2022

2022 Population Estimate	9,660	Offenses (*)		Arrests (**)		
		Reported	Cleared	Adult	Juvenile	
<b>Offense Overview</b>		<b>Group A Offenses</b>				
		<b>Crimes Against Persons</b>				
Offense Total	252	Murder and Nonnegligent Manslaughter	0	0	0	0
Number Cleared	70	Negligent Manslaughter	0	0	0	0
Percent Cleared	27.78 %	Kidnapping/Abduction	0	0	0	0
Group A Crimes per 100,000 population	2,608.7	Rape	2	1	1	0
		Sodomy	0	0	0	0
		Sexual Assault With An Object	0	0	0	0
		Fondling	0	0	0	0
		Incest	0	0	0	0
		Statutory Rape	1	0	0	0
<b>Arrest Overview</b>		Aggravated Assault	2	2	2	0
Total Arrests	139	Simple Assault	49	15	11	4
Adult Arrests	128	Intimidation	16	6	4	1
Juvenile Arrests	11	Human Trafficking, Commercial Sex Acts	0	0	0	0
Unknown Age	0	Human Trafficking, Involuntary Servitude	0	0	0	0
Arrests per 100,000 population	1,438.9	<b>Crimes Against Property</b>				
		Arson	1	0	0	0
		Bribery	0	0	0	0
		Burglary/Breaking & Entering	7	1	2	0
		Counterfeiting/Forgery	4	2	2	0
		Destruction/Damage/Vandalism of Property	33	4	1	1
		Embezzlement	0	0	0	0
		Extortion/Blackmail	0	0	0	0
		False Pretenses/Swindle/Confidence Game	18	1	1	0
		Credit Card/Automated Teller Machine Fraud	4	2	0	0
		Impersonation	0	0	0	0
		Welfare Fraud	0	0	0	0
		Wire Fraud	0	0	0	0
		Identity Theft	0	0	0	0
		Hacking/Computer Invasion	0	0	0	0
		Robbery	3	2	2	1
		Pocket-picking	0	0	0	0
		Purse-snatching	0	0	0	0
		Shoplifting	0	0	0	0
		Theft From Building	1	1	1	0
		Theft From Coin Operated Machine or Device	0	0	0	0
		Theft From Motor Vehicle	17	4	2	0
		Theft of Motor Vehicle Parts/Accessories	0	0	0	0
		All Other Larceny	75	17	12	0
		Motor Vehicle Theft	8	3	1	1
		Stolen Property Offenses	2	2	2	0
		<b>Crimes Against Society</b>				
		Drug/Narcotic Violations	6	6	4	0
		Drug Equipment Violations	2	1	0	0
		Betting/Wagering	0	0	0	0
		Operating/Promoting/Assisting Gambling	0	0	0	0
		Gambling Equipment Violations	0	0	0	0
		Sports Tampering	0	0	0	0
		Pornography/Obscene Material	0	0	0	0
		Prostitution	0	0	0	0
		Assisting or Promoting Prostitution	0	0	0	0
		Purchasing Prostitution	0	0	0	0
		Weapon Law Violations	1	0	0	0
		Animal Cruelty	0	0	0	0
		<b>Total Group A Offenses</b>	<b>252</b>	<b>70</b>	<b>48</b>	<b>8</b>
<b>Group B Arrests</b>						
<b>Offense</b>	<b>Adult</b>	<b>Juvenile</b>				
Bad Checks	2	0				
Curfew/Loitering/Vagrancy Violations	0	0				
Disorderly Conduct	1	0				
Driving Under the Influence	19	1				
Drunkenness	0	0				
Family Offenses (Nonviolent)	1	0				
Liquor Law Violations	1	0				
Peeping Tom	0	0				
Trespass of Real Property	1	0				
All Other Offenses	55	2				
<b>Total Group B</b>	<b>80</b>	<b>3</b>				

(\*) Offenses are counted using the FBI Units of Count for Crime

(\*\*) The 'Arrests' column shows arrests made for incidents during the selected period, regardless of arrest date. Arrest counts for the same period may change over time.

**Livermore Falls PD - ME0010300 - NIBRS Agency Crime Overview - 2022**

2022 Population Estimate	3,074	Offenses (*)		Arrests (**)		
		Reported	Cleared	Adult	Juvenile	
<b>Offense Overview</b>		<b>Group A Offenses</b>				
		<b>Crimes Against Persons</b>				
Offense Total	129	Murder and Nonnegligent Manslaughter	0	0	0	0
Number Cleared	47	Negligent Manslaughter	0	0	0	0
Percent Cleared	36.43 %	Kidnapping/Abduction	0	0	0	0
Group A Crimes per 100,000 population	4,196.5	Rape	3	1	1	0
		Sodomy	0	0	0	0
		Sexual Assault With An Object	0	0	0	0
		Fondling	3	0	0	0
		Incest	0	0	0	0
		Statutory Rape	1	0	0	0
<b>Arrest Overview</b>		Aggravated Assault	2	1	1	0
Total Arrests	87	Simple Assault	35	17	12	5
Adult Arrests	77	Intimidation	20	13	7	1
Juvenile Arrests	10	Human Trafficking, Commercial Sex Acts	0	0	0	0
Unknown Age	0	Human Trafficking, Involuntary Servitude	0	0	0	0
Arrests per 100,000 population	2,830.2	<b>Crimes Against Property</b>				
		Arson	0	0	0	0
		Bribery	0	0	0	0
		Burglary/Breaking & Entering	4	1	2	0
		Counterfeiting/Forgery	0	0	0	0
		Destruction/Damage/Vandalism of Property	21	5	3	1
		Embezzlement	0	0	0	0
		Extortion/Blackmail	1	0	0	0
		False Pretenses/Swindle/Confidence Game	1	0	0	0
		Credit Card/Automated Teller Machine Fraud	0	0	0	0
		Impersonation	1	0	0	0
		Welfare Fraud	0	0	0	0
		Wire Fraud	0	0	0	0
		Identity Theft	0	0	0	0
		Hacking/Computer Invasion	0	0	0	0
		Robbery	1	1	2	0
		Pocket-picking	0	0	0	0
		Purse-snatching	0	0	0	0
		Shoplifting	0	0	0	0
		Theft From Building	0	0	0	0
		Theft From Coin Operated Machine or Device	0	0	0	0
		Theft From Motor Vehicle	0	0	0	0
		Theft of Motor Vehicle Parts/Accessories	0	0	0	0
		All Other Larceny	30	4	4	0
		Motor Vehicle Theft	2	1	1	0
		Stolen Property Offenses	0	0	0	0
		<b>Crimes Against Society</b>				
		Drug/Narcotic Violations	3	3	2	0
		Drug Equipment Violations	0	0	0	0
		Betting/Wagering	0	0	0	0
		Operating/Promoting/Assisting Gambling	0	0	0	0
		Gambling Equipment Violations	0	0	0	0
		Sports Tampering	0	0	0	0
		Pornography/Obscene Material	1	0	0	0
		Prostitution	0	0	0	0
		Assisting or Promoting Prostitution	0	0	0	0
		Purchasing Prostitution	0	0	0	0
		Weapon Law Violations	0	0	0	0
		Animal Cruelty	0	0	0	0
		<b>Total Group A Offenses</b>	<b>129</b>	<b>47</b>	<b>35</b>	<b>7</b>
<b>Group B Arrests</b>						
<b>Offense</b>	<b>Adult</b>	<b>Juvenile</b>				
Bad Checks	0	0				
Curfew/Loitering/Vagrancy Violations	0	0				
Disorderly Conduct	4	0				
Driving Under the Influence	5	0				
Drunkenness	0	0				
Family Offenses (Nonviolent)	0	0				
Liquor Law Violations	0	0				
Peeping Tom	0	0				
Trespass of Real Property	5	2				
All Other Offenses	28	1				
<b>Total Group B</b>	<b>42</b>	<b>3</b>				

(\*) Offenses are counted using the FBI Units of Count for Crime

(\*\*) The 'Arrests' column shows arrests made for incidents during the selected period, regardless of arrest date. Arrest counts for the same period may change over time.

## Machias PD - ME0150300 - NIBRS Agency Crime Overview - 2022

2022 Population Estimate	1,834	Offenses (*)		Arrests (**)		
		Reported	Cleared	Adult	Juvenile	
<b>Offense Overview</b>		<b>Group A Offenses</b>				
		<b>Crimes Against Persons</b>				
Offense Total	59	Murder and Nonnegligent Manslaughter	0	0	0	0
Number Cleared	16	Negligent Manslaughter	0	0	0	0
Percent Cleared	27.12 %	Kidnapping/Abduction	0	0	0	0
Group A Crimes per 100,000 population	3,217.0	Rape	2	0	0	0
		Sodomy	0	0	0	0
		Sexual Assault With An Object	0	0	0	0
		Fondling	1	0	0	0
		Incest	0	0	0	0
		Statutory Rape	0	0	0	0
<b>Arrest Overview</b>		<b>Crimes Against Property</b>				
Total Arrests	49	Aggravated Assault	2	0	0	0
Adult Arrests	49	Simple Assault	18	6	2	0
Juvenile Arrests	0	Intimidation	9	3	3	0
Unknown Age	0	Human Trafficking, Commercial Sex Acts	0	0	0	0
Arrests per 100,000 population	2,671.8	Human Trafficking, Involuntary Servitude	0	0	0	0
		<b>Crimes Against Property</b>				
		Arson	0	0	0	0
Average number offenses/incident	1.04	Bribery	0	0	0	0
		Burglary/Breaking & Entering	4	0	0	0
		Counterfeiting/Forgery	0	0	0	0
		Destruction/Damage/Vandalism of Property	3	2	0	0
		Embezzlement	0	0	0	0
		Extortion/Blackmail	0	0	0	0
		False Pretenses/Swindle/Confidence Game	0	0	0	0
		Credit Card/Automated Teller Machine Fraud	0	0	0	0
		Impersonation	0	0	0	0
		Welfare Fraud	0	0	0	0
		Wire Fraud	0	0	0	0
		Identity Theft	0	0	0	0
		Hacking/Computer Invasion	0	0	0	0
		Robbery	0	0	0	0
		Pocket-picking	0	0	0	0
		Purse-snatching	0	0	0	0
		Shoplifting	0	0	0	0
		Theft From Building	3	1	0	0
		Theft From Coin Operated Machine or Device	0	0	0	0
		Theft From Motor Vehicle	4	1	1	0
		Theft of Motor Vehicle Parts/Accessories	0	0	0	0
		All Other Larceny	9	1	0	0
		Motor Vehicle Theft	0	0	0	0
		Stolen Property Offenses	0	0	0	0
		<b>Crimes Against Society</b>				
		Drug/Narcotic Violations	4	2	2	0
		Drug Equipment Violations	0	0	0	0
		Betting/Wagering	0	0	0	0
		Operating/Promoting/Assisting Gambling	0	0	0	0
		Gambling Equipment Violations	0	0	0	0
		Sports Tampering	0	0	0	0
		Pornography/Obscene Material	0	0	0	0
		Prostitution	0	0	0	0
		Assisting or Promoting Prostitution	0	0	0	0
		Purchasing Prostitution	0	0	0	0
		Weapon Law Violations	0	0	0	0
		Animal Cruelty	0	0	0	0
		<b>Total Group A Offenses</b>	<b>59</b>	<b>16</b>	<b>8</b>	<b>0</b>
<b>Group B Arrests</b>						
<b>Offense</b>	<b>Adult</b>	<b>Juvenile</b>				
Bad Checks	0	0				
Curfew/Loitering/Vagrancy Violations	0	0				
Disorderly Conduct	2	0				
Driving Under the Influence	24	0				
Drunkenness	0	0				
Family Offenses (Nonviolent)	1	0				
Liquor Law Violations	0	0				
Peeping Tom	0	0				
Trespass of Real Property	2	0				
All Other Offenses	12	0				
<b>Total Group B</b>	<b>41</b>	<b>0</b>				

(\*) Offenses are counted using the FBI Units of Count for Crime

(\*\*) The 'Arrests' column shows arrests made for incidents during the selected period, regardless of arrest date. Arrest counts for the same period may change over time.

**Madawaska PD - ME0020500 - NIBRS Agency Crime Overview - 2022**

2022 Population Estimate	3,846	Offenses (*)		Arrests (**)		
		Reported	Cleared	Adult	Juvenile	
<b>Offense Overview</b>		<b>Group A Offenses</b>				
		<b>Crimes Against Persons</b>				
Offense Total	87	Murder and Nonnegligent Manslaughter	0	0	0	0
Number Cleared	60	Negligent Manslaughter	0	0	0	0
Percent Cleared	68.97 %	Kidnapping/Abduction	0	0	0	0
Group A Crimes per 100,000 population	2,262.1	Rape	3	0	0	0
		Sodomy	1	0	0	0
		Sexual Assault With An Object	0	0	0	0
		Fondling	2	2	1	1
		Incest	0	0	0	0
<b>Arrest Overview</b>		Statutory Rape	0	0	0	0
Total Arrests	93	Aggravated Assault	2	2	2	0
Adult Arrests	85	Simple Assault	23	21	13	2
Juvenile Arrests	8	Intimidation	10	6	2	0
Unknown Age	0	Human Trafficking, Commercial Sex Acts	0	0	0	0
Arrests per 100,000 population	2,418.1	Human Trafficking, Involuntary Servitude	0	0	0	0
		<b>Crimes Against Property</b>				
		Arson	0	0	0	0
Average number offenses/incident	1.10	Bribery	0	0	0	0
		Burglary/Breaking & Entering	4	0	0	0
		Counterfeiting/Forgery	1	1	0	0
		Destruction/Damage/Vandalism of Property	9	4	3	1
		Embezzlement	0	0	0	0
		Extortion/Blackmail	0	0	0	0
		False Pretenses/Swindle/Confidence Game	3	3	1	0
		Credit Card/Automated Teller Machine Fraud	1	1	0	0
		Impersonation	1	1	0	0
		Welfare Fraud	0	0	0	0
		Wire Fraud	0	0	0	0
		Identity Theft	0	0	0	0
		Hacking/Computer Invasion	0	0	0	0
		Robbery	0	0	0	0
		Pocket-picking	0	0	0	0
		Purse-snatching	0	0	0	0
		Shoplifting	10	9	3	0
		Theft From Building	5	2	0	0
		Theft From Coin Operated Machine or Device	0	0	0	0
		Theft From Motor Vehicle	1	0	0	0
		Theft of Motor Vehicle Parts/Accessories	0	0	0	0
		All Other Larceny	6	3	8	0
		Motor Vehicle Theft	0	0	0	0
		Stolen Property Offenses	1	1	0	0
		<b>Crimes Against Society</b>				
		Drug/Narcotic Violations	2	2	1	1
		Drug Equipment Violations	0	0	0	0
		Betting/Wagering	0	0	0	0
		Operating/Promoting/Assisting Gambling	0	0	0	0
		Gambling Equipment Violations	0	0	0	0
		Sports Tampering	0	0	0	0
		Pornography/Obscene Material	1	1	0	1
		Prostitution	0	0	0	0
		Assisting or Promoting Prostitution	0	0	0	0
		Purchasing Prostitution	0	0	0	0
		Weapon Law Violations	0	0	0	0
		Animal Cruelty	1	1	1	0
		<b>Total Group A Offenses</b>	<b>87</b>	<b>60</b>	<b>35</b>	<b>6</b>
		<b>Group B Arrests</b>				
		<b>Offense</b>	<b>Adult</b>	<b>Juvenile</b>		
		Bad Checks	1	0		
		Curfew/Loitering/Vagrancy Violations	0	0		
		Disorderly Conduct	6	0		
		Driving Under the Influence	8	0		
		Drunkenness	0	0		
		Family Offenses (Nonviolent)	0	0		
		Liquor Law Violations	0	1		
		Peeping Tom	0	0		
		Trespass of Real Property	5	0		
		All Other Offenses	30	1		
		<b>Total Group B</b>	<b>50</b>	<b>2</b>		

(\*) Offenses are counted using the FBI Units of Count for Crime

(\*\*) The 'Arrests' column shows arrests made for incidents during the selected period, regardless of arrest date. Arrest counts for the same period may change over time.

## Maine Drug Enforcement Agency - MEMDEA000 - NIBRS Agency Crime Overview - 2022

2022 Population Estimate	N/A	Offenses (*)		Arrests (**)		
		Reported	Cleared	Adult	Juvenile	
<b>Offense Overview</b>		<b>Group A Offenses</b>				
		<b>Crimes Against Persons</b>				
Offense Total	331	Murder and Nonnegligent Manslaughter	0	0	0	0
Number Cleared	198	Negligent Manslaughter	0	0	0	0
Percent Cleared	59.82 %	Kidnapping/Abduction	0	0	0	0
Group A Crimes per 100,000 population	N/A	Rape	0	0	0	0
		Sodomy	0	0	0	0
		Sexual Assault With An Object	0	0	0	0
		Fondling	0	0	0	0
		Incest	0	0	0	0
<b>Arrest Overview</b>		Statutory Rape	0	0	0	0
Total Arrests	247	Aggravated Assault	0	0	0	0
Adult Arrests	245	Simple Assault	0	0	0	0
Juvenile Arrests	2	Intimidation	0	0	0	0
Unknown Age	0	Human Trafficking, Commercial Sex Acts	0	0	0	0
Arrests per 100,000 population	N/A	Human Trafficking, Involuntary Servitude	0	0	0	0
		<b>Crimes Against Property</b>				
		Arson	0	0	0	0
Average number offenses/incident	1.01	Bribery	0	0	0	0
		Burglary/Breaking & Entering	0	0	0	0
		Counterfeiting/Forgery	0	0	0	0
		Destruction/Damage/Vandalism of Property	0	0	0	0
		Embezzlement	0	0	0	0
		Extortion/Blackmail	0	0	0	0
		False Pretenses/Swindle/Confidence Game	0	0	0	0
		Credit Card/Automated Teller Machine Fraud	0	0	0	0
		Impersonation	0	0	0	0
		Welfare Fraud	0	0	0	0
		Wire Fraud	0	0	0	0
		Identity Theft	0	0	0	0
		Hacking/Computer Invasion	0	0	0	0
		Robbery	0	0	0	0
		Pocket-picking	0	0	0	0
		Purse-snatching	0	0	0	0
		Shoplifting	0	0	0	0
		Theft From Building	0	0	0	0
		Theft From Coin Operated Machine or Device	0	0	0	0
		Theft From Motor Vehicle	0	0	0	0
		Theft of Motor Vehicle Parts/Accessories	0	0	0	0
		All Other Larceny	0	0	0	0
		Motor Vehicle Theft	0	0	0	0
		Stolen Property Offenses	0	0	0	0
		<b>Crimes Against Society</b>				
		Drug/Narcotic Violations	327	194	236	2
		Drug Equipment Violations	0	0	0	0
		Betting/Wagering	0	0	0	0
		Operating/Promoting/Assisting Gambling	0	0	0	0
		Gambling Equipment Violations	0	0	0	0
		Sports Tampering	0	0	0	0
		Pornography/Obscene Material	0	0	0	0
		Prostitution	0	0	0	0
		Assisting or Promoting Prostitution	0	0	0	0
		Purchasing Prostitution	0	0	0	0
		Weapon Law Violations	4	4	1	0
		Animal Cruelty	0	0	0	0
		<b>Total Group A Offenses</b>	<b>331</b>	<b>198</b>	<b>237</b>	<b>2</b>
<b>Group B Arrests</b>						
<b>Offense</b>	<b>Adult</b>	<b>Juvenile</b>				
Bad Checks	0	0				
Curfew/Loitering/Vagrancy Violations	0	0				
Disorderly Conduct	0	0				
Driving Under the Influence	0	0				
Drunkenness	0	0				
Family Offenses (Nonviolent)	0	0				
Liquor Law Violations	0	0				
Peeping Tom	0	0				
Trespass of Real Property	0	0				
All Other Offenses	8	0				
<b>Total Group B</b>	<b>8</b>	<b>0</b>				

(\*) Offenses are counted using the FBI Units of Count for Crime

(\*\*) The 'Arrests' column shows arrests made for incidents during the selected period, regardless of arrest date. Arrest counts for the same period may change over time.



## Maine State Police - MEMSP0000 - NIBRS Agency Crime Overview - 2022

2022 Population Estimate	N/A	Offenses (*)		Arrests (**)		
		Reported	Cleared	Adult	Juvenile	
<b>Offense Overview</b>		<b>Group A Offenses</b>				
		<b>Crimes Against Persons</b>				
Offense Total	2,427	Murder and Nonnegligent Manslaughter	13	10	7	2
Number Cleared	1,499	Negligent Manslaughter	10	6	6	0
Percent Cleared	61.76 %	Kidnapping/Abduction	3	2	1	0
Group A Crimes per 100,000 population	N/A	Rape	30	18	11	2
		Sodomy	3	0	0	0
		Sexual Assault With An Object	0	0	0	0
		Fondling	72	45	8	2
		Incest	0	0	0	0
		Statutory Rape	0	0	0	0
<b>Arrest Overview</b>		Aggravated Assault	55	54	33	3
Total Arrests	2,015	Simple Assault	425	382	223	16
Adult Arrests	1,950	Intimidation	349	258	61	4
Juvenile Arrests	65	Human Trafficking, Commercial Sex Acts	0	0	0	0
Unknown Age	0	Human Trafficking, Involuntary Servitude	0	0	0	0
Arrests per 100,000 population	N/A	<b>Crimes Against Property</b>				
		Arson	0	0	0	0
		Bribery	0	0	0	0
		Burglary/Breaking & Entering	143	56	43	2
		Counterfeiting/Forgery	16	9	5	0
		Destruction/Damage/Vandalism of Property	278	126	33	14
		Embezzlement	2	2	0	0
		Extortion/Blackmail	0	0	0	0
		False Pretenses/Swindle/Confidence Game	76	36	21	0
		Credit Card/Automated Teller Machine Fraud	11	3	0	0
		Impersonation	15	5	4	0
		Welfare Fraud	1	0	0	0
		Wire Fraud	7	0	0	0
		Identity Theft	1	1	0	0
		Hacking/Computer Invasion	0	0	0	0
		Robbery	2	2	1	0
		Pocket-picking	0	0	0	0
		Purse-snatching	0	0	0	0
		Shoplifting	14	12	0	0
		Theft From Building	9	3	0	0
		Theft From Coin Operated Machine or Device	0	0	0	0
		Theft From Motor Vehicle	20	2	1	0
		Theft of Motor Vehicle Parts/Accessories	45	4	0	0
		All Other Larceny	427	150	82	3
		Motor Vehicle Theft	87	41	14	0
		Stolen Property Offenses	20	18	19	0
		<b>Crimes Against Society</b>				
		Drug/Narcotic Violations	206	197	205	0
		Drug Equipment Violations	8	8	6	0
		Betting/Wagering	0	0	0	0
		Operating/Promoting/Assisting Gambling	0	0	0	0
		Gambling Equipment Violations	0	0	0	0
		Sports Tampering	0	0	0	0
		Pornography/Obscene Material	33	15	8	2
		Prostitution	0	0	0	0
		Assisting or Promoting Prostitution	0	0	0	0
		Purchasing Prostitution	0	0	0	0
		Weapon Law Violations	44	32	15	0
		Animal Cruelty	2	2	1	0
		<b>Total Group A Offenses</b>	<b>2,427</b>	<b>1,499</b>	<b>808</b>	<b>50</b>
<b>Group B Arrests</b>						
<b>Offense</b>	<b>Adult</b>	<b>Juvenile</b>				
Bad Checks	0	0				
Curfew/Loitering/Vagrancy Violations	0	0				
Disorderly Conduct	31	2				
Driving Under the Influence	546	6				
Drunkenness	0	0				
Family Offenses (Nonviolent)	13	0				
Liquor Law Violations	13	4				
Peeping Tom	0	0				
Trespass of Real Property	24	0				
All Other Offenses	515	3				
<b>Total Group B</b>	<b>1,142</b>	<b>15</b>				

(\*) Offenses are counted using the FBI Units of Count for Crime

(\*\*) The 'Arrests' column shows arrests made for incidents during the selected period, regardless of arrest date. Arrest counts for the same period may change over time.

## Mechanic Falls PD - ME0010600 - NIBRS Agency Crime Overview - 2022

2022 Population Estimate	3,112	Offenses (*)		Arrests (**)		
		Reported	Cleared	Adult	Juvenile	
<b>Offense Overview</b>		<b>Group A Offenses</b>				
		<b>Crimes Against Persons</b>				
Offense Total	73	Murder and Nonnegligent Manslaughter	0	0	0	0
Number Cleared	24	Negligent Manslaughter	0	0	0	0
Percent Cleared	32.88 %	Kidnapping/Abduction	0	0	0	0
Group A Crimes per 100,000 population	2,345.8	Rape	3	0	0	0
		Sodomy	0	0	0	0
		Sexual Assault With An Object	0	0	0	0
		Fondling	2	0	0	0
		Incest	0	0	0	0
		Statutory Rape	0	0	0	0
<b>Arrest Overview</b>		Aggravated Assault	1	0	0	0
Total Arrests	50	Simple Assault	9	7	5	2
Adult Arrests	45	Intimidation	3	2	1	1
Juvenile Arrests	5	Human Trafficking, Commercial Sex Acts	0	0	0	0
Unknown Age	0	Human Trafficking, Involuntary Servitude	0	0	0	0
Arrests per 100,000 population	1,606.7	<b>Crimes Against Property</b>				
		Arson	0	0	0	0
		Bribery	0	0	0	0
		Burglary/Breaking & Entering	4	0	0	0
		Counterfeiting/Forgery	1	1	1	0
		Destruction/Damage/Vandalism of Property	17	5	2	0
		Embezzlement	0	0	0	0
		Extortion/Blackmail	0	0	0	0
		False Pretenses/Swindle/Confidence Game	1	1	0	1
		Credit Card/Automated Teller Machine Fraud	1	0	0	0
		Impersonation	1	0	0	0
		Welfare Fraud	0	0	0	0
		Wire Fraud	0	0	0	0
		Identity Theft	0	0	0	0
		Hacking/Computer Invasion	0	0	0	0
		Robbery	0	0	0	0
		Pocket-picking	0	0	0	0
		Purse-snatching	0	0	0	0
		Shoplifting	0	0	0	0
		Theft From Building	1	0	0	0
		Theft From Coin Operated Machine or Device	0	0	0	0
		Theft From Motor Vehicle	1	0	0	0
		Theft of Motor Vehicle Parts/Accessories	0	0	0	0
		All Other Larceny	23	5	4	1
		Motor Vehicle Theft	1	0	0	0
		Stolen Property Offenses	0	0	0	0
		<b>Crimes Against Society</b>				
		Drug/Narcotic Violations	3	2	1	0
		Drug Equipment Violations	0	0	0	0
		Betting/Wagering	0	0	0	0
		Operating/Promoting/Assisting Gambling	0	0	0	0
		Gambling Equipment Violations	0	0	0	0
		Sports Tampering	0	0	0	0
		Pornography/Obscene Material	0	0	0	0
		Prostitution	0	0	0	0
		Assisting or Promoting Prostitution	0	0	0	0
		Purchasing Prostitution	0	0	0	0
		Weapon Law Violations	1	1	0	0
		Animal Cruelty	0	0	0	0
		<b>Total Group A Offenses</b>	<b>73</b>	<b>24</b>	<b>14</b>	<b>5</b>
<b>Group B Arrests</b>						
<b>Offense</b>	<b>Adult</b>	<b>Juvenile</b>				
Bad Checks	0	0				
Curfew/Loitering/Vagrancy Violations	0	0				
Disorderly Conduct	1	0				
Driving Under the Influence	16	0				
Drunkenness	0	0				
Family Offenses (Nonviolent)	0	0				
Liquor Law Violations	0	0				
Peeping Tom	0	0				
Trespass of Real Property	0	0				
All Other Offenses	14	0				
<b>Total Group B</b>	<b>31</b>	<b>0</b>				

(\*) Offenses are counted using the FBI Units of Count for Crime

(\*\*) The 'Arrests' column shows arrests made for incidents during the selected period, regardless of arrest date. Arrest counts for the same period may change over time.

Mexico PD - ME0090300 - NIBRS Agency Crime Overview - 2022

2022 Population Estimate	2,787	Offenses (*)		Arrests (**)		
		Reported	Cleared	Adult	Juvenile	
<b>Offense Overview</b>		<b>Group A Offenses</b>				
<b>Offense Total</b>		<b>Crimes Against Persons</b>				
Offense Total	194	Murder and Nonnegligent Manslaughter	1	0	0	0
Number Cleared	30	Negligent Manslaughter	0	0	0	0
Percent Cleared	15.46 %	Kidnapping/Abduction	0	0	0	0
Group A Crimes per 100,000 population	6,960.9	Rape	0	0	0	0
		Sodomy	0	0	0	0
		Sexual Assault With An Object	0	0	0	0
		Fondling	0	0	0	0
		Incest	0	0	0	0
		Statutory Rape	0	0	0	0
<b>Arrest Overview</b>		Aggravated Assault	2	0	2	0
Total Arrests	41	Simple Assault	11	2	9	1
Adult Arrests	39	Intimidation	70	14	0	1
Juvenile Arrests	2	Human Trafficking, Commercial Sex Acts	0	0	0	0
Unknown Age	0	Human Trafficking, Involuntary Servitude	0	0	0	0
Arrests per 100,000 population	1,471.1	<b>Crimes Against Property</b>				
		Arson	0	0	0	0
		Bribery	0	0	0	0
		Burglary/Breaking & Entering	12	1	3	0
		Counterfeiting/Forgery	1	0	0	0
		Destruction/Damage/Vandalism of Property	11	1	0	0
		Embezzlement	0	0	0	0
		Extortion/Blackmail	0	0	0	0
		False Pretenses/Swindle/Confidence Game	3	0	1	0
		Credit Card/Automated Teller Machine Fraud	0	0	0	0
		Impersonation	0	0	0	0
		Welfare Fraud	0	0	0	0
		Wire Fraud	0	0	0	0
		Identity Theft	0	0	0	0
		Hacking/Computer Invasion	0	0	0	0
		Robbery	1	1	1	0
		Pocket-picking	0	0	0	0
		Purse-snatching	0	0	0	0
		Shoplifting	18	6	0	0
		Theft From Building	0	0	0	0
		Theft From Coin Operated Machine or Device	0	0	0	0
		Theft From Motor Vehicle	7	0	0	0
		Theft of Motor Vehicle Parts/Accessories	0	0	0	0
		All Other Larceny	51	2	8	0
		Motor Vehicle Theft	2	1	1	0
		Stolen Property Offenses	0	0	0	0
		<b>Crimes Against Society</b>				
		Drug/Narcotic Violations	2	1	1	0
		Drug Equipment Violations	0	0	0	0
		Betting/Wagering	0	0	0	0
		Operating/Promoting/Assisting Gambling	0	0	0	0
		Gambling Equipment Violations	0	0	0	0
		Sports Tampering	0	0	0	0
		Pornography/Obscene Material	0	0	0	0
		Prostitution	0	0	0	0
		Assisting or Promoting Prostitution	0	0	0	0
		Purchasing Prostitution	0	0	0	0
		Weapon Law Violations	2	1	0	0
		Animal Cruelty	0	0	0	0
		<b>Total Group A Offenses</b>	<b>194</b>	<b>30</b>	<b>26</b>	<b>2</b>
<b>Group B Arrests</b>						
<b>Offense</b>	<b>Adult</b>	<b>Juvenile</b>				
Bad Checks	0	0				
Curfew/Loitering/Vagrancy Violations	0	0				
Disorderly Conduct	0	0				
Driving Under the Influence	1	0				
Drunkenness	0	0				
Family Offenses (Nonviolent)	0	0				
Liquor Law Violations	0	0				
Peeping Tom	0	0				
Trespass of Real Property	1	0				
All Other Offenses	11	0				
<b>Total Group B</b>	<b>13</b>	<b>0</b>				

(\*) Offenses are counted using the FBI Units of Count for Crime

(\*\*) The 'Arrests' column shows arrests made for incidents during the selected period, regardless of arrest date. Arrest counts for the same period may change over time.

## Milbridge PD - ME0151700 - NIBRS Agency Crime Overview - 2022

2022 Population Estimate	1,358	Offenses (*)		Arrests (**)		
		Reported	Cleared	Adult	Juvenile	
<b>Offense Overview</b>		<b>Group A Offenses</b>				
		<b>Crimes Against Persons</b>				
Offense Total	0	Murder and Nonnegligent Manslaughter	0	0	0	0
Number Cleared	0	Negligent Manslaughter	0	0	0	0
Percent Cleared	0.00 %	Kidnapping/Abduction	0	0	0	0
Group A Crimes per 100,000 population	0.0	Rape	0	0	0	0
		Sodomy	0	0	0	0
		Sexual Assault With An Object	0	0	0	0
		Fondling	0	0	0	0
		Incest	0	0	0	0
		Statutory Rape	0	0	0	0
<b>Arrest Overview</b>		Aggravated Assault	0	0	0	0
Total Arrests	0	Simple Assault	0	0	0	0
Adult Arrests	0	Intimidation	0	0	0	0
Juvenile Arrests	0	Human Trafficking, Commercial Sex Acts	0	0	0	0
Unknown Age	0	Human Trafficking, Involuntary Servitude	0	0	0	0
Arrests per 100,000 population	0.0	<b>Crimes Against Property</b>				
		Arson	0	0	0	0
		Bribery	0	0	0	0
		Burglary/Breaking & Entering	0	0	0	0
		Counterfeiting/Forgery	0	0	0	0
		Destruction/Damage/Vandalism of Property	0	0	0	0
		Embezzlement	0	0	0	0
		Extortion/Blackmail	0	0	0	0
		False Pretenses/Swindle/Confidence Game	0	0	0	0
		Credit Card/Automated Teller Machine Fraud	0	0	0	0
		Impersonation	0	0	0	0
		Welfare Fraud	0	0	0	0
		Wire Fraud	0	0	0	0
		Identity Theft	0	0	0	0
		Hacking/Computer Invasion	0	0	0	0
		Robbery	0	0	0	0
		Pocket-picking	0	0	0	0
		Purse-snatching	0	0	0	0
		Shoplifting	0	0	0	0
		Theft From Building	0	0	0	0
		Theft From Coin Operated Machine or Device	0	0	0	0
		Theft From Motor Vehicle	0	0	0	0
		Theft of Motor Vehicle Parts/Accessories	0	0	0	0
		All Other Larceny	0	0	0	0
		Motor Vehicle Theft	0	0	0	0
		Stolen Property Offenses	0	0	0	0
		<b>Crimes Against Society</b>				
		Drug/Narcotic Violations	0	0	0	0
		Drug Equipment Violations	0	0	0	0
		Betting/Wagering	0	0	0	0
		Operating/Promoting/Assisting Gambling	0	0	0	0
		Gambling Equipment Violations	0	0	0	0
		Sports Tampering	0	0	0	0
		Pornography/Obscene Material	0	0	0	0
		Prostitution	0	0	0	0
		Assisting or Promoting Prostitution	0	0	0	0
		Purchasing Prostitution	0	0	0	0
		Weapon Law Violations	0	0	0	0
		Animal Cruelty	0	0	0	0
		<b>Total Group A Offenses</b>	<b>0</b>	<b>0</b>	<b>0</b>	<b>0</b>
<b>Group B Arrests</b>						
<b>Offense</b>	<b>Adult</b>	<b>Juvenile</b>				
Bad Checks	0	0				
Curfew/Loitering/Vagrancy Violations	0	0				
Disorderly Conduct	0	0				
Driving Under the Influence	0	0				
Drunkenness	0	0				
Family Offenses (Nonviolent)	0	0				
Liquor Law Violations	0	0				
Peeping Tom	0	0				
Trespass of Real Property	0	0				
All Other Offenses	0	0				
<b>Total Group B</b>	<b>0</b>	<b>0</b>				

(\*) Offenses are counted using the FBI Units of Count for Crime

(\*\*) The 'Arrests' column shows arrests made for incidents during the selected period, regardless of arrest date. Arrest counts for the same period may change over time.

## Milo PD - ME0110200 - NIBRS Agency Crime Overview - 2022

2022 Population Estimate	2,381	Offenses (*)		Arrests (**)		
		Reported	Cleared	Adult	Juvenile	
<b>Offense Overview</b>		<b>Group A Offenses</b>				
		<b>Crimes Against Persons</b>				
Offense Total	107	Murder and Nonnegligent Manslaughter	0	0	0	0
Number Cleared	43	Negligent Manslaughter	0	0	0	0
Percent Cleared	40.19 %	Kidnapping/Abduction	0	0	0	0
Group A Crimes per 100,000 population	4,493.9	Rape	4	2	0	1
		Sodomy	0	0	0	0
		Sexual Assault With An Object	0	0	0	0
		Fondling	0	0	0	1
		Incest	0	0	0	0
		Statutory Rape	0	0	0	0
<b>Arrest Overview</b>		Aggravated Assault	0	0	0	1
Total Arrests	40	Simple Assault	19	15	10	0
Adult Arrests	33	Intimidation	27	9	4	1
Juvenile Arrests	7	Human Trafficking, Commercial Sex Acts	0	0	0	0
Unknown Age	0	Human Trafficking, Involuntary Servitude	0	0	0	0
Arrests per 100,000 population	1,680.0	<b>Crimes Against Property</b>				
		Arson	0	0	0	0
		Bribery	0	0	0	0
		Burglary/Breaking & Entering	6	0	0	0
		Counterfeiting/Forgery	2	2	2	0
		Destruction/Damage/Vandalism of Property	9	4	1	0
		Embezzlement	0	0	0	0
		Extortion/Blackmail	0	0	0	0
		False Pretenses/Swindle/Confidence Game	3	0	0	0
		Credit Card/Automated Teller Machine Fraud	2	0	0	0
		Impersonation	0	0	0	0
		Welfare Fraud	0	0	0	0
		Wire Fraud	0	0	0	0
		Identity Theft	0	0	0	0
		Hacking/Computer Invasion	0	0	0	0
		Robbery	0	0	0	0
		Pocket-picking	0	0	0	0
		Purse-snatching	0	0	0	0
		Shoplifting	4	3	0	0
		Theft From Building	1	0	0	0
		Theft From Coin Operated Machine or Device	0	0	0	0
		Theft From Motor Vehicle	2	0	0	0
		Theft of Motor Vehicle Parts/Accessories	1	0	0	0
		All Other Larceny	22	5	4	0
		Motor Vehicle Theft	2	1	1	0
		Stolen Property Offenses	0	0	0	0
		<b>Crimes Against Society</b>				
		Drug/Narcotic Violations	0	0	1	0
		Drug Equipment Violations	1	1	0	0
		Betting/Wagering	0	0	0	0
		Operating/Promoting/Assisting Gambling	0	0	0	0
		Gambling Equipment Violations	0	0	0	0
		Sports Tampering	0	0	0	0
		Pornography/Obscene Material	1	1	0	1
		Prostitution	0	0	0	0
		Assisting or Promoting Prostitution	0	0	0	0
		Purchasing Prostitution	0	0	0	0
		Weapon Law Violations	1	0	0	0
		Animal Cruelty	0	0	0	0
		<b>Total Group A Offenses</b>	<b>107</b>	<b>43</b>	<b>23</b>	<b>5</b>
<b>Group B Arrests</b>						
<b>Offense</b>	<b>Adult</b>	<b>Juvenile</b>				
Bad Checks	0	0				
Curfew/Loitering/Vagrancy Violations	0	0				
Disorderly Conduct	0	0				
Driving Under the Influence	3	0				
Drunkenness	0	0				
Family Offenses (Nonviolent)	0	0				
Liquor Law Violations	0	2				
Peeping Tom	0	0				
Trespass of Real Property	0	0				
All Other Offenses	7	0				
<b>Total Group B</b>	<b>10</b>	<b>2</b>				

(\*) Offenses are counted using the FBI Units of Count for Crime

(\*\*) The 'Arrests' column shows arrests made for incidents during the selected period, regardless of arrest date. Arrest counts for the same period may change over time.

## Newport PD - ME0101100 - NIBRS Agency Crime Overview - 2022

2022 Population Estimate	3,120	Offenses (*)		Arrests (**)		
		Reported	Cleared	Adult	Juvenile	
<b>Offense Overview</b>		<b>Group A Offenses</b>				
		<b>Crimes Against Persons</b>				
Offense Total	76	Murder and Nonnegligent Manslaughter	0	0	0	0
Number Cleared	43	Negligent Manslaughter	0	0	0	0
Percent Cleared	56.58 %	Kidnapping/Abduction	0	0	0	0
Group A Crimes per 100,000 population	2,435.9	Rape	0	0	0	0
		Sodomy	0	0	0	0
		Sexual Assault With An Object	0	0	0	0
		Fondling	0	0	0	0
		Incest	0	0	0	0
		Statutory Rape	0	0	0	0
<b>Arrest Overview</b>		Aggravated Assault	1	1	1	0
Total Arrests	52	Simple Assault	13	11	7	3
Adult Arrests	45	Intimidation	4	2	1	1
Juvenile Arrests	7	Human Trafficking, Commercial Sex Acts	0	0	0	0
Unknown Age	0	Human Trafficking, Involuntary Servitude	0	0	0	0
Arrests per 100,000 population	1,666.7	<b>Crimes Against Property</b>				
		Arson	0	0	0	0
		Bribery	0	0	0	0
		Burglary/Breaking & Entering	3	1	0	0
		Counterfeiting/Forgery	0	0	0	0
		Destruction/Damage/Vandalism of Property	5	3	1	1
		Embezzlement	0	0	0	0
		Extortion/Blackmail	0	0	0	0
		False Pretenses/Swindle/Confidence Game	1	0	0	0
		Credit Card/Automated Teller Machine Fraud	0	0	0	0
		Impersonation	0	0	0	0
		Welfare Fraud	0	0	0	0
		Wire Fraud	0	0	0	0
		Identity Theft	0	0	0	0
		Hacking/Computer Invasion	0	0	0	0
		Robbery	0	0	0	0
		Pocket-picking	0	0	0	0
		Purse-snatching	0	0	0	0
		Shoplifting	17	13	1	0
		Theft From Building	2	1	0	0
		Theft From Coin Operated Machine or Device	0	0	0	0
		Theft From Motor Vehicle	5	1	1	0
		Theft of Motor Vehicle Parts/Accessories	3	0	0	0
		All Other Larceny	18	7	19	1
		Motor Vehicle Theft	2	1	1	0
		Stolen Property Offenses	0	0	0	0
		<b>Crimes Against Society</b>				
		Drug/Narcotic Violations	1	1	0	1
		Drug Equipment Violations	0	0	0	0
		Betting/Wagering	0	0	0	0
		Operating/Promoting/Assisting Gambling	0	0	0	0
		Gambling Equipment Violations	0	0	0	0
		Sports Tampering	0	0	0	0
		Pornography/Obscene Material	0	0	0	0
		Prostitution	0	0	0	0
		Assisting or Promoting Prostitution	0	0	0	0
		Purchasing Prostitution	0	0	0	0
		Weapon Law Violations	0	0	0	0
		Animal Cruelty	1	1	0	0
		<b>Total Group A Offenses</b>	<b>76</b>	<b>43</b>	<b>32</b>	<b>7</b>
<b>Group B Arrests</b>						
<b>Offense</b>	<b>Adult</b>	<b>Juvenile</b>				
Bad Checks	0	0				
Curfew/Loitering/Vagrancy Violations	0	0				
Disorderly Conduct	0	0				
Driving Under the Influence	3	0				
Drunkenness	0	0				
Family Offenses (Nonviolent)	0	0				
Liquor Law Violations	0	0				
Peeping Tom	0	0				
Trespass of Real Property	2	0				
All Other Offenses	8	0				
<b>Total Group B</b>	<b>13</b>	<b>0</b>				

(\*) Offenses are counted using the FBI Units of Count for Crime

(\*\*) The 'Arrests' column shows arrests made for incidents during the selected period, regardless of arrest date. Arrest counts for the same period may change over time.

## North Berwick PD - ME0161100 - NIBRS Agency Crime Overview - 2022

2022 Population Estimate	5,163	Offenses (*)		Arrests (**)		
		Reported	Cleared	Adult	Juvenile	
<b>Offense Overview</b>		<b>Group A Offenses</b>				
		<b>Crimes Against Persons</b>				
Offense Total	90	Murder and Nonnegligent Manslaughter	0	0	0	0
Number Cleared	47	Negligent Manslaughter	0	0	0	0
Percent Cleared	52.22 %	Kidnapping/Abduction	0	0	0	0
Group A Crimes per 100,000 population	1,743.2	Rape	3	1	1	0
		Sodomy	0	0	0	0
		Sexual Assault With An Object	0	0	0	0
		Fondling	4	1	1	0
		Incest	0	0	0	0
		Statutory Rape	0	0	0	0
<b>Arrest Overview</b>		Aggravated Assault	2	2	2	0
Total Arrests	121	Simple Assault	25	18	11	2
Adult Arrests	111	Intimidation	10	7	6	0
Juvenile Arrests	10	Human Trafficking, Commercial Sex Acts	0	0	0	0
Unknown Age	0	Human Trafficking, Involuntary Servitude	0	0	0	0
Arrests per 100,000 population	2,343.6	<b>Crimes Against Property</b>				
		Arson	0	0	0	0
		Bribery	0	0	0	0
		Burglary/Breaking & Entering	3	1	1	0
		Counterfeiting/Forgery	6	2	3	0
		Destruction/Damage/Vandalism of Property	6	1	0	0
		Embezzlement	0	0	0	0
		Extortion/Blackmail	0	0	0	0
		False Pretenses/Swindle/Confidence Game	2	2	1	1
		Credit Card/Automated Teller Machine Fraud	0	0	0	0
		Impersonation	0	0	0	0
		Welfare Fraud	0	0	0	0
		Wire Fraud	0	0	0	0
		Identity Theft	0	0	0	0
		Hacking/Computer Invasion	0	0	0	0
		Robbery	0	0	0	0
		Pocket-picking	0	0	0	0
		Purse-snatching	0	0	0	0
		Shoplifting	0	0	0	0
		Theft From Building	0	0	0	0
		Theft From Coin Operated Machine or Device	0	0	0	0
		Theft From Motor Vehicle	0	0	0	0
		Theft of Motor Vehicle Parts/Accessories	0	0	0	0
		All Other Larceny	17	1	1	0
		Motor Vehicle Theft	1	1	0	0
		Stolen Property Offenses	0	0	0	0
		<b>Crimes Against Society</b>				
		Drug/Narcotic Violations	11	10	5	6
		Drug Equipment Violations	0	0	0	0
		Betting/Wagering	0	0	0	0
		Operating/Promoting/Assisting Gambling	0	0	0	0
		Gambling Equipment Violations	0	0	0	0
		Sports Tampering	0	0	0	0
		Pornography/Obscene Material	0	0	0	0
		Prostitution	0	0	0	0
		Assisting or Promoting Prostitution	0	0	0	0
		Purchasing Prostitution	0	0	0	0
		Weapon Law Violations	0	0	0	0
		Animal Cruelty	0	0	0	0
		<b>Total Group A Offenses</b>	<b>90</b>	<b>47</b>	<b>32</b>	<b>9</b>
<b>Group B Arrests</b>						
<b>Offense</b>	<b>Adult</b>	<b>Juvenile</b>				
Bad Checks	0	0				
Curfew/Loitering/Vagrancy Violations	0	0				
Disorderly Conduct	0	0				
Driving Under the Influence	27	0				
Drunkenness	0	0				
Family Offenses (Nonviolent)	0	0				
Liquor Law Violations	2	1				
Peeping Tom	0	0				
Trespass of Real Property	1	0				
All Other Offenses	49	0				
<b>Total Group B</b>	<b>79</b>	<b>1</b>				

(\*) Offenses are counted using the FBI Units of Count for Crime

(\*\*) The 'Arrests' column shows arrests made for incidents during the selected period, regardless of arrest date. Arrest counts for the same period may change over time.

Norway PD - ME0090400 - NIBRS Agency Crime Overview - 2022

2022 Population Estimate	5,201	Offenses (*)		Arrests (**)		
		Reported	Cleared	Adult	Juvenile	
<b>Offense Overview</b>		<b>Group A Offenses</b>				
		<b>Crimes Against Persons</b>				
Offense Total	272	Murder and Nonnegligent Manslaughter	0	0	0	0
Number Cleared	106	Negligent Manslaughter	0	0	0	0
Percent Cleared	38.97 %	Kidnapping/Abduction	0	0	0	0
Group A Crimes per 100,000 population	5,229.8	Rape	1	0	0	0
		Sodomy	0	0	0	0
		Sexual Assault With An Object	0	0	0	0
		Fondling	0	0	0	0
		Incest	0	0	0	0
		Statutory Rape	0	0	0	0
<b>Arrest Overview</b>		Aggravated Assault	1	0	1	0
Total Arrests	229	Simple Assault	30	26	21	1
Adult Arrests	223	Intimidation	44	8	6	0
Juvenile Arrests	6	Human Trafficking, Commercial Sex Acts	0	0	0	0
Unknown Age	0	Human Trafficking, Involuntary Servitude	0	0	0	0
Arrests per 100,000 population	4,403.0	<b>Crimes Against Property</b>				
		Arson	1	1	1	0
		Bribery	0	0	0	0
		Burglary/Breaking & Entering	12	3	3	0
		Counterfeiting/Forgery	3	1	0	0
		Destruction/Damage/Vandalism of Property	21	6	4	0
		Embezzlement	0	0	0	0
		Extortion/Blackmail	0	0	0	0
		False Pretenses/Swindle/Confidence Game	20	0	0	0
		Credit Card/Automated Teller Machine Fraud	2	0	0	0
		Impersonation	0	0	0	0
		Welfare Fraud	1	0	0	0
		Wire Fraud	0	0	0	0
		Identity Theft	0	0	0	0
		Hacking/Computer Invasion	0	0	0	0
		Robbery	0	0	0	0
		Pocket-picking	0	0	0	0
		Purse-snatching	0	0	0	0
		Shoplifting	20	13	0	0
		Theft From Building	4	0	0	0
		Theft From Coin Operated Machine or Device	0	0	0	0
		Theft From Motor Vehicle	7	0	0	0
		Theft of Motor Vehicle Parts/Accessories	6	0	0	0
		All Other Larceny	49	5	15	1
		Motor Vehicle Theft	4	0	0	0
		Stolen Property Offenses	0	0	0	0
		<b>Crimes Against Society</b>				
		Drug/Narcotic Violations	43	41	38	0
		Drug Equipment Violations	0	0	0	0
		Betting/Wagering	0	0	0	0
		Operating/Promoting/Assisting Gambling	0	0	0	0
		Gambling Equipment Violations	0	0	0	0
		Sports Tampering	0	0	0	0
		Pornography/Obscene Material	1	0	0	0
		Prostitution	0	0	0	0
		Assisting or Promoting Prostitution	0	0	0	0
		Purchasing Prostitution	0	0	0	0
		Weapon Law Violations	2	2	2	0
		Animal Cruelty	0	0	0	0
		<b>Total Group A Offenses</b>	<b>272</b>	<b>106</b>	<b>91</b>	<b>2</b>
<b>Group B Arrests</b>						
<b>Offense</b>	<b>Adult</b>	<b>Juvenile</b>				
Bad Checks	0	0				
Curfew/Loitering/Vagrancy Violations	0	0				
Disorderly Conduct	0	0				
Driving Under the Influence	9	0				
Drunkenness	0	0				
Family Offenses (Nonviolent)	0	0				
Liquor Law Violations	1	0				
Peeping Tom	0	0				
Trespass of Real Property	11	0				
All Other Offenses	111	4				
<b>Total Group B</b>	<b>132</b>	<b>4</b>				

(\*) Offenses are counted using the FBI Units of Count for Crime

(\*\*) The 'Arrests' column shows arrests made for incidents during the selected period, regardless of arrest date. Arrest counts for the same period may change over time.



**Oakland PD - ME0060500 - NIBRS Agency Crime Overview - 2022**

2022 Population Estimate	6,300	Offenses (*)		Arrests (**)		
		Reported	Cleared	Adult	Juvenile	
<b>Offense Overview</b>		<b>Group A Offenses</b>				
		<b>Crimes Against Persons</b>				
Offense Total	99	Murder and Nonnegligent Manslaughter	0	0	0	0
Number Cleared	34	Negligent Manslaughter	0	0	0	0
Percent Cleared	34.34 %	Kidnapping/Abduction	0	0	0	0
Group A Crimes per 100,000 population	1,571.4	Rape	3	0	0	0
		Sodomy	0	0	0	0
		Sexual Assault With An Object	0	0	0	0
		Fondling	1	0	0	0
		Incest	0	0	0	0
		Statutory Rape	1	1	1	0
<b>Arrest Overview</b>		Aggravated Assault	1	0	0	0
Total Arrests	50	Simple Assault	16	10	5	3
Adult Arrests	29	Intimidation	1	1	0	1
Juvenile Arrests	21	Human Trafficking, Commercial Sex Acts	0	0	0	0
Unknown Age	0	Human Trafficking, Involuntary Servitude	0	0	0	0
Arrests per 100,000 population	793.7	<b>Crimes Against Property</b>				
		Arson	0	0	0	0
		Bribery	0	0	0	0
		Burglary/Breaking & Entering	5	3	4	12
		Counterfeiting/Forgery	1	0	0	0
		Destruction/Damage/Vandalism of Property	15	7	1	0
		Embezzlement	0	0	0	0
		Extortion/Blackmail	0	0	0	0
		False Pretenses/Swindle/Confidence Game	3	0	0	0
		Credit Card/Automated Teller Machine Fraud	1	0	0	0
		Impersonation	0	0	0	0
		Welfare Fraud	0	0	0	0
		Wire Fraud	0	0	0	0
		Identity Theft	0	0	0	0
		Hacking/Computer Invasion	0	0	0	0
		Robbery	1	0	0	0
		Pocket-picking	0	0	0	0
		Purse-snatching	0	0	0	0
		Shoplifting	2	0	0	0
		Theft From Building	3	0	0	0
		Theft From Coin Operated Machine or Device	0	0	0	0
		Theft From Motor Vehicle	3	0	0	0
		Theft of Motor Vehicle Parts/Accessories	0	0	0	0
		All Other Larceny	28	7	4	3
		Motor Vehicle Theft	11	3	0	0
		Stolen Property Offenses	0	0	0	0
		<b>Crimes Against Society</b>				
		Drug/Narcotic Violations	3	2	1	1
		Drug Equipment Violations	0	0	0	0
		Betting/Wagering	0	0	0	0
		Operating/Promoting/Assisting Gambling	0	0	0	0
		Gambling Equipment Violations	0	0	0	0
		Sports Tampering	0	0	0	0
		Pornography/Obscene Material	0	0	0	0
		Prostitution	0	0	0	0
		Assisting or Promoting Prostitution	0	0	0	0
		Purchasing Prostitution	0	0	0	0
		Weapon Law Violations	0	0	0	0
		Animal Cruelty	0	0	0	0
		<b>Total Group A Offenses</b>	<b>99</b>	<b>34</b>	<b>16</b>	<b>20</b>
<b>Group B Arrests</b>						
<b>Offense</b>	<b>Adult</b>	<b>Juvenile</b>				
Bad Checks	0	0				
Curfew/Loitering/Vagrancy Violations	0	0				
Disorderly Conduct	0	0				
Driving Under the Influence	0	0				
Drunkenness	0	0				
Family Offenses (Nonviolent)	0	0				
Liquor Law Violations	0	0				
Peeping Tom	0	0				
Trespass of Real Property	2	0				
All Other Offenses	11	1				
<b>Total Group B</b>	<b>13</b>	<b>1</b>				

(\*) Offenses are counted using the FBI Units of Count for Crime

(\*\*) The 'Arrests' column shows arrests made for incidents during the selected period, regardless of arrest date. Arrest counts for the same period may change over time.

Office of State Fire Marshal - ME0061700 - NIBRS Agency Crime Overview - 2022

2022 Population Estimate	N/A	Offenses (*)		Arrests (**)		
		Reported	Cleared	Adult	Juvenile	
<b>Offense Overview</b>		<b>Group A Offenses</b>				
		<b>Crimes Against Persons</b>				
Offense Total	90	Murder and Nonnegligent Manslaughter	0	0	0	0
Number Cleared	41	Negligent Manslaughter	0	0	0	0
Percent Cleared	45.56 %	Kidnapping/Abduction	0	0	0	0
Group A Crimes per 100,000 population	N/A	Rape	0	0	0	0
		Sodomy	0	0	0	0
		Sexual Assault With An Object	0	0	0	0
		Fondling	0	0	0	0
		Incest	0	0	0	0
		Statutory Rape	0	0	0	0
<b>Arrest Overview</b>		<b>Crimes Against Property</b>				
Total Arrests	45	Arson	78	34	19	14
Adult Arrests	28	Bribery	0	0	0	0
Juvenile Arrests	17	Burglary/Breaking & Entering	2	1	0	0
Unknown Age	0	Counterfeiting/Forgery	0	0	0	0
Arrests per 100,000 population	N/A	Destruction/Damage/Vandalism of Property	7	5	2	1
		Embezzlement	0	0	0	0
		Extortion/Blackmail	0	0	0	0
		False Pretenses/Swindle/Confidence Game	0	0	0	0
		Credit Card/Automated Teller Machine Fraud	0	0	0	0
		Impersonation	0	0	0	0
		Welfare Fraud	0	0	0	0
		Wire Fraud	0	0	0	0
		Identity Theft	0	0	0	0
		Hacking/Computer Invasion	0	0	0	0
		Robbery	0	0	0	0
		Pocket-picking	0	0	0	0
		Purse-snatching	0	0	0	0
		Shoplifting	0	0	0	0
		Theft From Building	0	0	0	0
		Theft From Coin Operated Machine or Device	0	0	0	0
		Theft From Motor Vehicle	0	0	0	0
		Theft of Motor Vehicle Parts/Accessories	0	0	0	0
		All Other Larceny	0	0	0	0
		Motor Vehicle Theft	1	0	0	0
		Stolen Property Offenses	0	0	0	0
		<b>Crimes Against Society</b>				
		Drug/Narcotic Violations	0	0	0	0
		Drug Equipment Violations	0	0	0	0
		Betting/Wagering	0	0	0	0
		Operating/Promoting/Assisting Gambling	0	0	0	0
		Gambling Equipment Violations	0	0	0	0
		Sports Tampering	0	0	0	0
		Pornography/Obscene Material	0	0	0	0
		Prostitution	0	0	0	0
		Assisting or Promoting Prostitution	0	0	0	0
		Purchasing Prostitution	0	0	0	0
		Weapon Law Violations	0	0	0	0
		Animal Cruelty	0	0	0	0
		<b>Total Group A Offenses</b>	<b>90</b>	<b>41</b>	<b>22</b>	<b>15</b>
<b>Group B Arrests</b>						
<b>Offense</b>	<b>Adult</b>	<b>Juvenile</b>				
Bad Checks	0	0				
Curfew/Loitering/Vagrancy Violations	0	0				
Disorderly Conduct	0	0				
Driving Under the Influence	0	0				
Drunkenness	0	0				
Family Offenses (Nonviolent)	2	0				
Liquor Law Violations	0	0				
Peeping Tom	0	0				
Trespass of Real Property	0	0				
All Other Offenses	4	2				
<b>Total Group B</b>	<b>6</b>	<b>2</b>				

(\*) Offenses are counted using the FBI Units of Count for Crime

(\*\*) The 'Arrests' column shows arrests made for incidents during the selected period, regardless of arrest date. Arrest counts for the same period may change over time.

## Ogunquit PD - ME0161200 - NIBRS Agency Crime Overview - 2022

2022 Population Estimate	1,603	Offenses (*)		Arrests (**)		
		Reported	Cleared	Adult	Juvenile	
<b>Offense Overview</b>		<b>Group A Offenses</b>				
		<b>Crimes Against Persons</b>				
Offense Total	64	Murder and Nonnegligent Manslaughter	0	0	0	0
Number Cleared	21	Negligent Manslaughter	0	0	0	0
Percent Cleared	32.81 %	Kidnapping/Abduction	0	0	0	0
Group A Crimes per 100,000 population	3,992.5	Rape	0	0	0	0
		Sodomy	0	0	0	0
		Sexual Assault With An Object	0	0	0	0
		Fondling	0	0	0	0
		Incest	0	0	0	0
		Statutory Rape	0	0	0	0
<b>Arrest Overview</b>		Aggravated Assault	0	0	0	0
Total Arrests	50	Simple Assault	13	10	9	0
Adult Arrests	46	Intimidation	2	0	0	0
Juvenile Arrests	4	Human Trafficking, Commercial Sex Acts	0	0	0	0
Unknown Age	0	Human Trafficking, Involuntary Servitude	0	0	0	0
Arrests per 100,000 population	3,119.2	<b>Crimes Against Property</b>				
		Arson	0	0	0	0
		Bribery	0	0	0	0
		Burglary/Breaking & Entering	1	1	0	1
		Counterfeiting/Forgery	1	0	0	0
		Destruction/Damage/Vandalism of Property	21	2	1	0
		Embezzlement	0	0	0	0
		Extortion/Blackmail	0	0	0	0
		False Pretenses/Swindle/Confidence Game	5	1	1	0
		Credit Card/Automated Teller Machine Fraud	0	0	0	0
		Impersonation	0	0	0	0
		Welfare Fraud	0	0	0	0
		Wire Fraud	0	0	0	0
		Identity Theft	0	0	0	0
		Hacking/Computer Invasion	0	0	0	0
		Robbery	0	0	0	0
		Pocket-picking	0	0	0	0
		Purse-snatching	0	0	0	0
		Shoplifting	0	0	0	0
		Theft From Building	0	0	0	0
		Theft From Coin Operated Machine or Device	0	0	0	0
		Theft From Motor Vehicle	2	0	0	0
		Theft of Motor Vehicle Parts/Accessories	0	0	0	0
		All Other Larceny	15	5	5	2
		Motor Vehicle Theft	2	1	1	0
		Stolen Property Offenses	0	0	0	0
		<b>Crimes Against Society</b>				
		Drug/Narcotic Violations	1	1	0	0
		Drug Equipment Violations	0	0	0	0
		Betting/Wagering	0	0	0	0
		Operating/Promoting/Assisting Gambling	0	0	0	0
		Gambling Equipment Violations	0	0	0	0
		Sports Tampering	0	0	0	0
		Pornography/Obscene Material	0	0	0	0
		Prostitution	0	0	0	0
		Assisting or Promoting Prostitution	0	0	0	0
		Purchasing Prostitution	0	0	0	0
		Weapon Law Violations	1	0	0	0
		Animal Cruelty	0	0	0	0
		<b>Total Group A Offenses</b>	<b>64</b>	<b>21</b>	<b>17</b>	<b>3</b>
<b>Group B Arrests</b>						
<b>Offense</b>	<b>Adult</b>	<b>Juvenile</b>				
Bad Checks	0	0				
Curfew/Loitering/Vagrancy Violations	0	0				
Disorderly Conduct	3	1				
Driving Under the Influence	10	0				
Drunkenness	0	0				
Family Offenses (Nonviolent)	0	0				
Liquor Law Violations	0	0				
Peeping Tom	0	0				
Trespass of Real Property	2	0				
All Other Offenses	14	0				
<b>Total Group B</b>	<b>29</b>	<b>1</b>				

(\*) Offenses are counted using the FBI Units of Count for Crime

(\*\*) The 'Arrests' column shows arrests made for incidents during the selected period, regardless of arrest date. Arrest counts for the same period may change over time.

## Old Orchard Beach PD - ME0160300 - NIBRS Agency Crime Overview - 2022

2022 Population Estimate	9,244	Offenses (*)		Arrests (**)		
		Reported	Cleared	Adult	Juvenile	
<b>Offense Overview</b>		<b>Group A Offenses</b>				
		<b>Crimes Against Persons</b>				
Offense Total	439	Murder and Nonnegligent Manslaughter	0	0	0	0
Number Cleared	202	Negligent Manslaughter	0	0	0	0
Percent Cleared	46.01 %	Kidnapping/Abduction	0	0	0	0
Group A Crimes per 100,000 population	4,749.0	Rape	2	0	0	0
		Sodomy	0	0	0	0
		Sexual Assault With An Object	0	0	0	0
		Fondling	7	0	0	0
		Incest	0	0	0	0
		Statutory Rape	0	0	0	0
<b>Arrest Overview</b>		<b>Crimes Against Property</b>				
Total Arrests	581	Aggravated Assault	12	8	7	0
Adult Arrests	536	Simple Assault	109	81	61	1
Juvenile Arrests	45	Intimidation	20	9	6	0
Unknown Age	0	Human Trafficking, Commercial Sex Acts	0	0	0	0
Arrests per 100,000 population	6,285.2	Human Trafficking, Involuntary Servitude	0	0	0	0
		<b>Crimes Against Society</b>				
		Arson	0	0	0	0
		Bribery	0	0	0	0
		Burglary/Breaking & Entering	15	2	1	0
		Counterfeiting/Forgery	13	1	1	0
		Destruction/Damage/Vandalism of Property	50	24	11	4
		Embezzlement	0	0	0	0
		Extortion/Blackmail	0	0	0	0
		False Pretenses/Swindle/Confidence Game	30	2	2	0
		Credit Card/Automated Teller Machine Fraud	6	0	0	0
		Impersonation	3	0	0	0
		Welfare Fraud	0	0	0	0
		Wire Fraud	0	0	0	0
		Identity Theft	0	0	0	0
		Hacking/Computer Invasion	0	0	0	0
		Robbery	1	1	1	0
		Pocket-picking	0	0	0	0
		Purse-snatching	0	0	0	0
		Shoplifting	11	6	4	4
		Theft From Building	0	0	0	0
		Theft From Coin Operated Machine or Device	0	0	0	0
		Theft From Motor Vehicle	29	2	1	0
		Theft of Motor Vehicle Parts/Accessories	0	0	0	0
		All Other Larceny	65	9	8	0
		Motor Vehicle Theft	9	2	2	0
		Stolen Property Offenses	0	0	0	0
		<b>Crimes Against Society</b>				
		Drug/Narcotic Violations	49	48	25	14
		Drug Equipment Violations	0	0	0	0
		Betting/Wagering	0	0	0	0
		Operating/Promoting/Assisting Gambling	0	0	0	0
		Gambling Equipment Violations	0	0	0	0
		Sports Tampering	0	0	0	0
		Pornography/Obscene Material	1	0	0	0
		Prostitution	0	0	0	0
		Assisting or Promoting Prostitution	0	0	0	0
		Purchasing Prostitution	0	0	0	0
		Weapon Law Violations	7	7	5	1
		Animal Cruelty	0	0	0	0
		<b>Total Group A Offenses</b>	<b>439</b>	<b>202</b>	<b>135</b>	<b>24</b>
<b>Group B Arrests</b>						
<b>Offense</b>	<b>Adult</b>	<b>Juvenile</b>				
Bad Checks	2	0				
Curfew/Loitering/Vagrancy Violations	0	0				
Disorderly Conduct	24	1				
Driving Under the Influence	72	0				
Drunkenness	0	0				
Family Offenses (Nonviolent)	1	0				
Liquor Law Violations	118	13				
Peeping Tom	0	0				
Trespass of Real Property	7	2				
All Other Offenses	177	5				
<b>Total Group B</b>	<b>401</b>	<b>21</b>				

(\*) Offenses are counted using the FBI Units of Count for Crime

(\*\*) The 'Arrests' column shows arrests made for incidents during the selected period, regardless of arrest date. Arrest counts for the same period may change over time.

## Old Town PD - ME0100500 - NIBRS Agency Crime Overview - 2022

2022 Population Estimate	7,372	Offenses (*)		Arrests (**)		
		Reported	Cleared	Adult	Juvenile	
<b>Offense Overview</b>		<b>Group A Offenses</b>				
		<b>Crimes Against Persons</b>				
Offense Total	160	Murder and Nonnegligent Manslaughter	0	0	0	0
Number Cleared	72	Negligent Manslaughter	0	0	0	0
Percent Cleared	45.00 %	Kidnapping/Abduction	0	0	0	0
Group A Crimes per 100,000 population	2,170.4	Rape	0	0	0	0
		Sodomy	0	0	0	0
		Sexual Assault With An Object	0	0	0	0
		Fondling	1	1	1	0
		Incest	0	0	0	0
		Statutory Rape	0	0	0	0
<b>Arrest Overview</b>		Aggravated Assault	1	1	3	0
Total Arrests	80	Simple Assault	17	14	8	5
Adult Arrests	69	Intimidation	39	14	8	0
Juvenile Arrests	11	Human Trafficking, Commercial Sex Acts	0	0	0	0
Unknown Age	0	Human Trafficking, Involuntary Servitude	0	0	0	0
Arrests per 100,000 population	1,085.2	<b>Crimes Against Property</b>				
		Arson	0	0	0	0
		Bribery	0	0	0	0
		Burglary/Breaking & Entering	8	1	1	0
		Counterfeiting/Forgery	0	0	0	0
		Destruction/Damage/Vandalism of Property	23	11	4	1
		Embezzlement	0	0	0	0
		Extortion/Blackmail	0	0	0	0
		False Pretenses/Swindle/Confidence Game	7	0	0	0
		Credit Card/Automated Teller Machine Fraud	0	0	0	0
		Impersonation	0	0	0	0
		Welfare Fraud	0	0	0	0
		Wire Fraud	0	0	0	0
		Identity Theft	0	0	0	0
		Hacking/Computer Invasion	0	0	0	0
		Robbery	1	1	1	0
		Pocket-picking	0	0	0	0
		Purse-snatching	0	0	0	0
		Shoplifting	16	11	5	0
		Theft From Building	0	0	0	0
		Theft From Coin Operated Machine or Device	0	0	0	0
		Theft From Motor Vehicle	6	0	0	0
		Theft of Motor Vehicle Parts/Accessories	0	0	0	0
		All Other Larceny	29	9	14	1
		Motor Vehicle Theft	2	0	0	0
		Stolen Property Offenses	0	0	0	0
		<b>Crimes Against Society</b>				
		Drug/Narcotic Violations	10	9	9	2
		Drug Equipment Violations	0	0	0	0
		Betting/Wagering	0	0	0	0
		Operating/Promoting/Assisting Gambling	0	0	0	0
		Gambling Equipment Violations	0	0	0	0
		Sports Tampering	0	0	0	0
		Pornography/Obscene Material	0	0	0	0
		Prostitution	0	0	0	0
		Assisting or Promoting Prostitution	0	0	0	0
		Purchasing Prostitution	0	0	0	0
		Weapon Law Violations	0	0	0	0
		Animal Cruelty	0	0	0	0
		<b>Total Group A Offenses</b>	<b>160</b>	<b>72</b>	<b>54</b>	<b>9</b>
<b>Group B Arrests</b>						
<b>Offense</b>	<b>Adult</b>	<b>Juvenile</b>				
Bad Checks	1	0				
Curfew/Loitering/Vagrancy Violations	0	0				
Disorderly Conduct	2	1				
Driving Under the Influence	3	1				
Drunkenness	0	0				
Family Offenses (Nonviolent)	0	0				
Liquor Law Violations	0	0				
Peeping Tom	0	0				
Trespass of Real Property	2	0				
All Other Offenses	7	0				
<b>Total Group B</b>	<b>15</b>	<b>2</b>				

(\*) Offenses are counted using the FBI Units of Count for Crime

(\*\*) The 'Arrests' column shows arrests made for incidents during the selected period, regardless of arrest date. Arrest counts for the same period may change over time.

## Orono PD - ME0100600 - NIBRS Agency Crime Overview - 2022

2022 Population Estimate	11,651	Offenses (*)		Arrests (**)		
		Reported	Cleared	Adult	Juvenile	
<b>Offense Overview</b>		<b>Group A Offenses</b>				
<b>Offense Total</b>		<b>Crimes Against Persons</b>				
Offense Total	107	Murder and Nonnegligent Manslaughter	0	0	0	0
Number Cleared	38	Negligent Manslaughter	0	0	0	0
Percent Cleared	35.51 %	Kidnapping/Abduction	0	0	0	0
Group A Crimes per 100,000 population	918.4	Rape	1	0	0	0
		Sodomy	0	0	0	0
		Sexual Assault With An Object	0	0	0	0
		Fondling	0	0	0	0
		Incest	0	0	0	0
		Statutory Rape	0	0	0	0
<b>Arrest Overview</b>		Aggravated Assault	4	4	0	1
Total Arrests	101	Simple Assault	9	8	10	1
Adult Arrests	94	Intimidation	15	2	2	0
Juvenile Arrests	7	Human Trafficking, Commercial Sex Acts	0	0	0	0
Unknown Age	0	Human Trafficking, Involuntary Servitude	0	0	0	0
Arrests per 100,000 population	866.9	<b>Crimes Against Property</b>				
		Arson	1	1	0	0
		Bribery	0	0	0	0
		Burglary/Breaking & Entering	2	0	1	0
		Counterfeiting/Forgery	3	2	0	0
		Destruction/Damage/Vandalism of Property	19	6	5	0
		Embezzlement	0	0	0	0
		Extortion/Blackmail	0	0	0	0
		False Pretenses/Swindle/Confidence Game	3	0	0	0
		Credit Card/Automated Teller Machine Fraud	0	0	0	0
		Impersonation	1	1	2	0
		Welfare Fraud	0	0	0	0
		Wire Fraud	0	0	0	0
		Identity Theft	0	0	0	0
		Hacking/Computer Invasion	0	0	0	0
		Robbery	0	0	0	0
		Pocket-picking	0	0	0	0
		Purse-snatching	0	0	0	0
		Shoplifting	3	1	0	0
		Theft From Building	0	0	0	0
		Theft From Coin Operated Machine or Device	0	0	0	0
		Theft From Motor Vehicle	5	1	1	2
		Theft of Motor Vehicle Parts/Accessories	1	0	0	0
		All Other Larceny	28	3	3	1
		Motor Vehicle Theft	4	3	1	0
		Stolen Property Offenses	0	0	0	0
		<b>Crimes Against Society</b>				
		Drug/Narcotic Violations	5	3	3	0
		Drug Equipment Violations	2	2	1	0
		Betting/Wagering	0	0	0	0
		Operating/Promoting/Assisting Gambling	0	0	0	0
		Gambling Equipment Violations	0	0	0	0
		Sports Tampering	0	0	0	0
		Pornography/Obscene Material	0	0	0	0
		Prostitution	0	0	0	0
		Assisting or Promoting Prostitution	0	0	0	0
		Purchasing Prostitution	0	0	0	0
		Weapon Law Violations	1	1	0	0
		Animal Cruelty	0	0	0	0
		<b>Total Group A Offenses</b>	<b>107</b>	<b>38</b>	<b>29</b>	<b>5</b>
<b>Group B Arrests</b>						
<b>Offense</b>	<b>Adult</b>	<b>Juvenile</b>				
Bad Checks	0	0				
Curfew/Loitering/Vagrancy Violations	0	0				
Disorderly Conduct	0	0				
Driving Under the Influence	38	0				
Drunkenness	0	0				
Family Offenses (Nonviolent)	0	0				
Liquor Law Violations	1	0				
Peeping Tom	0	0				
Trespass of Real Property	8	2				
All Other Offenses	18	0				
<b>Total Group B</b>	<b>65</b>	<b>2</b>				

(\*) Offenses are counted using the FBI Units of Count for Crime

(\*\*) The 'Arrests' column shows arrests made for incidents during the selected period, regardless of arrest date. Arrest counts for the same period may change over time.

Oxford PD - ME0091000 - NIBRS Agency Crime Overview - 2022

2022 Population Estimate	4,309	Offenses (*)		Arrests (**)		
		Reported	Cleared	Adult	Juvenile	
<b>Offense Overview</b>		<b>Group A Offenses</b>				
<b>Offense Total</b>		<b>Crimes Against Persons</b>				
Offense Total	288	Murder and Nonnegligent Manslaughter	0	0	0	0
Number Cleared	197	Negligent Manslaughter	0	0	0	0
Percent Cleared	68.40 %	Kidnapping/Abduction	1	0	0	0
Group A Crimes per 100,000 population	6,683.7	Rape	1	0	0	0
		Sodomy	0	0	0	0
		Sexual Assault With An Object	0	0	0	0
		Fondling	1	1	1	0
		Incest	0	0	0	0
		Statutory Rape	0	0	0	0
<b>Arrest Overview</b>		Aggravated Assault	5	4	6	1
Total Arrests	363	Simple Assault	21	21	25	3
Adult Arrests	344	Intimidation	23	23	5	1
Juvenile Arrests	19	Human Trafficking, Commercial Sex Acts	0	0	0	0
Unknown Age	0	Human Trafficking, Involuntary Servitude	0	0	0	0
Arrests per 100,000 population	8,424.2	<b>Crimes Against Property</b>				
		Arson	0	0	0	0
		Bribery	0	0	0	0
		Burglary/Breaking & Entering	10	4	0	1
		Counterfeiting/Forgery	1	0	0	0
		Destruction/Damage/Vandalism of Property	16	14	7	0
		Embezzlement	0	0	0	0
		Extortion/Blackmail	0	0	0	0
		False Pretenses/Swindle/Confidence Game	1	0	1	0
		Credit Card/Automated Teller Machine Fraud	0	0	0	0
		Impersonation	0	0	1	0
		Welfare Fraud	0	0	0	0
		Wire Fraud	0	0	0	0
		Identity Theft	0	0	0	0
		Hacking/Computer Invasion	0	0	0	0
		Robbery	0	0	0	0
		Pocket-picking	0	0	0	0
		Purse-snatching	0	0	0	0
		Shoplifting	45	33	18	0
		Theft From Building	1	0	0	0
		Theft From Coin Operated Machine or Device	0	0	0	0
		Theft From Motor Vehicle	5	3	1	0
		Theft of Motor Vehicle Parts/Accessories	0	0	0	0
		All Other Larceny	97	45	48	9
		Motor Vehicle Theft	8	0	0	0
		Stolen Property Offenses	0	0	0	0
		<b>Crimes Against Society</b>				
		Drug/Narcotic Violations	46	44	35	0
		Drug Equipment Violations	1	1	1	0
		Betting/Wagering	0	0	0	0
		Operating/Promoting/Assisting Gambling	0	0	0	0
		Gambling Equipment Violations	0	0	0	0
		Sports Tampering	0	0	0	0
		Pornography/Obscene Material	0	0	0	0
		Prostitution	0	0	0	0
		Assisting or Promoting Prostitution	0	0	0	0
		Purchasing Prostitution	0	0	0	0
		Weapon Law Violations	5	4	1	0
		Animal Cruelty	0	0	0	0
		<b>Total Group A Offenses</b>	<b>288</b>	<b>197</b>	<b>150</b>	<b>15</b>
<b>Group B Arrests</b>						
<b>Offense</b>	<b>Adult</b>	<b>Juvenile</b>				
Bad Checks	0	0				
Curfew/Loitering/Vagrancy Violations	0	0				
Disorderly Conduct	1	0				
Driving Under the Influence	23	0				
Drunkenness	0	0				
Family Offenses (Nonviolent)	3	0				
Liquor Law Violations	0	1				
Peeping Tom	0	0				
Trespass of Real Property	8	0				
All Other Offenses	159	3				
<b>Total Group B</b>	<b>194</b>	<b>4</b>				

(\*) Offenses are counted using the FBI Units of Count for Crime

(\*\*) The 'Arrests' column shows arrests made for incidents during the selected period, regardless of arrest date. Arrest counts for the same period may change over time.

Oxford SO - ME0090000 - NIBRS Agency Crime Overview - 2022

2022 Population Estimate	32,495	Offenses (*)		Arrests (**)		
		Reported	Cleared	Adult	Juvenile	
<b>Offense Overview</b>		<b>Group A Offenses</b>				
<b>Offense Total</b>		<b>Crimes Against Persons</b>				
Offense Total	601	Murder and Nonnegligent Manslaughter	0	0	0	0
Number Cleared	206	Negligent Manslaughter	0	0	0	0
Percent Cleared	34.28 %	Kidnapping/Abduction	0	0	0	0
Group A Crimes per 100,000 population	1,849.5	Rape	6	0	0	0
		Sodomy	0	0	0	0
		Sexual Assault With An Object	0	0	0	0
		Fondling	9	0	0	0
		Incest	0	0	0	0
		Statutory Rape	0	0	0	0
<b>Arrest Overview</b>		Aggravated Assault	10	8	10	0
Total Arrests	505	Simple Assault	56	32	65	1
Adult Arrests	491	Intimidation	162	75	24	0
Juvenile Arrests	14	Human Trafficking, Commercial Sex Acts	0	0	0	0
Unknown Age	0	Human Trafficking, Involuntary Servitude	0	0	0	0
Arrests per 100,000 population	1,554.1	<b>Crimes Against Property</b>				
		Arson	2	0	0	0
		Bribery	1	0	0	0
		Burglary/Breaking & Entering	45	7	9	1
		Counterfeiting/Forgery	4	2	2	0
		Destruction/Damage/Vandalism of Property	78	23	13	0
		Embezzlement	1	0	0	0
		Extortion/Blackmail	1	0	0	0
		False Pretenses/Swindle/Confidence Game	23	3	3	0
		Credit Card/Automated Teller Machine Fraud	0	0	0	0
		Impersonation	0	0	0	0
		Welfare Fraud	0	0	0	0
		Wire Fraud	1	0	0	0
		Identity Theft	0	0	0	0
		Hacking/Computer Invasion	0	0	0	0
		Robbery	0	0	0	0
		Pocket-picking	0	0	0	0
		Purse-snatching	0	0	0	0
		Shoplifting	3	0	0	0
		Theft From Building	0	0	0	0
		Theft From Coin Operated Machine or Device	1	1	0	0
		Theft From Motor Vehicle	2	0	0	0
		Theft of Motor Vehicle Parts/Accessories	4	0	1	0
		All Other Larceny	140	25	24	1
		Motor Vehicle Theft	17	5	0	0
		Stolen Property Offenses	2	1	0	0
		<b>Crimes Against Society</b>				
		Drug/Narcotic Violations	20	18	16	0
		Drug Equipment Violations	1	1	0	0
		Betting/Wagering	0	0	0	0
		Operating/Promoting/Assisting Gambling	0	0	0	0
		Gambling Equipment Violations	0	0	0	0
		Sports Tampering	0	0	0	0
		Pornography/Obscene Material	1	0	0	0
		Prostitution	1	0	0	0
		Assisting or Promoting Prostitution	0	0	0	0
		Purchasing Prostitution	0	0	0	0
		Weapon Law Violations	10	5	3	0
		Animal Cruelty	0	0	0	0
		<b>Total Group A Offenses</b>	<b>601</b>	<b>206</b>	<b>170</b>	<b>3</b>
<b>Group B Arrests</b>						
<b>Offense</b>	<b>Adult</b>	<b>Juvenile</b>				
Bad Checks	0	0				
Curfew/Loitering/Vagrancy Violations	0	0				
Disorderly Conduct	0	0				
Driving Under the Influence	60	0				
Drunkenness	0	0				
Family Offenses (Nonviolent)	2	0				
Liquor Law Violations	4	5				
Peeping Tom	0	0				
Trespass of Real Property	7	0				
All Other Offenses	248	6				
<b>Total Group B</b>	<b>321</b>	<b>11</b>				

(\*) Offenses are counted using the FBI Units of Count for Crime

(\*\*) The 'Arrests' column shows arrests made for incidents during the selected period, regardless of arrest date. Arrest counts for the same period may change over time.



Paris PD - ME0090500 - NIBRS Agency Crime Overview - 2022

2022 Population Estimate	5,349	Offenses (*)		Arrests (**)		
		Reported	Cleared	Adult	Juvenile	
<b>Offense Overview</b>		<b>Group A Offenses</b>				
		<b>Crimes Against Persons</b>				
Offense Total	169	Murder and Nonnegligent Manslaughter	0	0	0	0
Number Cleared	66	Negligent Manslaughter	0	0	0	0
Percent Cleared	39.05 %	Kidnapping/Abduction	0	0	0	0
Group A Crimes per 100,000 population	3,159.5	Rape	6	1	2	0
		Sodomy	1	1	0	0
		Sexual Assault With An Object	0	0	0	0
		Fondling	3	0	0	0
		Incest	0	0	0	0
		Statutory Rape	0	0	0	0
<b>Arrest Overview</b>		Aggravated Assault	3	2	2	0
Total Arrests	133	Simple Assault	17	14	8	1
Adult Arrests	128	Intimidation	21	5	4	1
Juvenile Arrests	5	Human Trafficking, Commercial Sex Acts	0	0	0	0
Unknown Age	0	Human Trafficking, Involuntary Servitude	0	0	0	0
Arrests per 100,000 population	2,486.4	<b>Crimes Against Property</b>				
		Arson	0	0	0	0
		Bribery	0	0	0	0
		Burglary/Breaking & Entering	12	4	3	0
		Counterfeiting/Forgery	4	0	0	0
		Destruction/Damage/Vandalism of Property	17	6	1	0
		Embezzlement	0	0	0	0
		Extortion/Blackmail	0	0	0	0
		False Pretenses/Swindle/Confidence Game	6	0	0	0
		Credit Card/Automated Teller Machine Fraud	2	0	0	0
		Impersonation	1	0	1	0
		Welfare Fraud	0	0	0	0
		Wire Fraud	6	0	0	0
		Identity Theft	0	0	0	0
		Hacking/Computer Invasion	0	0	0	0
		Robbery	1	1	1	0
		Pocket-picking	0	0	0	0
		Purse-snatching	1	1	1	0
		Shoplifting	9	5	2	0
		Theft From Building	11	3	0	0
		Theft From Coin Operated Machine or Device	0	0	0	0
		Theft From Motor Vehicle	6	2	0	0
		Theft of Motor Vehicle Parts/Accessories	5	0	0	0
		All Other Larceny	17	6	10	1
		Motor Vehicle Theft	6	3	0	0
		Stolen Property Offenses	0	0	0	0
		<b>Crimes Against Society</b>				
		Drug/Narcotic Violations	12	11	11	0
		Drug Equipment Violations	0	0	0	0
		Betting/Wagering	0	0	0	0
		Operating/Promoting/Assisting Gambling	0	0	0	0
		Gambling Equipment Violations	0	0	0	0
		Sports Tampering	0	0	0	0
		Pornography/Obscene Material	0	0	0	0
		Prostitution	0	0	0	0
		Assisting or Promoting Prostitution	0	0	0	0
		Purchasing Prostitution	0	0	0	0
		Weapon Law Violations	2	1	0	0
		Animal Cruelty	0	0	0	0
		<b>Total Group A Offenses</b>	<b>169</b>	<b>66</b>	<b>46</b>	<b>3</b>
<b>Group B Arrests</b>						
<b>Offense</b>	<b>Adult</b>	<b>Juvenile</b>				
Bad Checks	0	0				
Curfew/Loitering/Vagrancy Violations	0	0				
Disorderly Conduct	1	0				
Driving Under the Influence	6	2				
Drunkenness	0	0				
Family Offenses (Nonviolent)	0	0				
Liquor Law Violations	1	0				
Peeping Tom	0	0				
Trespass of Real Property	3	0				
All Other Offenses	71	0				
<b>Total Group B</b>	<b>82</b>	<b>2</b>				

(\*) Offenses are counted using the FBI Units of Count for Crime

(\*\*) The 'Arrests' column shows arrests made for incidents during the selected period, regardless of arrest date. Arrest counts for the same period may change over time.

**Penobscot SO - ME0100000 - NIBRS Agency Crime Overview - 2022**

2022 Population Estimate	61,562	Offenses (*)		Arrests (**)		
		Reported	Cleared	Adult	Juvenile	
<b>Offense Overview</b>		<b>Group A Offenses</b>				
		<b>Crimes Against Persons</b>				
Offense Total	1,001	Murder and Nonnegligent Manslaughter	0	0	0	0
Number Cleared	312	Negligent Manslaughter	0	0	0	0
Percent Cleared	31.17 %	Kidnapping/Abduction	2	2	2	0
Group A Crimes per 100,000 population	1,626.0	Rape	0	0	0	2
		Sodomy	0	0	0	0
		Sexual Assault With An Object	0	0	0	0
		Fondling	5	2	0	0
		Incest	0	0	0	0
		Statutory Rape	0	0	0	0
<b>Arrest Overview</b>		<b>Crimes Against Property</b>				
Total Arrests	462	Aggravated Assault	13	11	12	0
Adult Arrests	453	Simple Assault	135	82	72	2
Juvenile Arrests	9	Intimidation	191	31	19	0
Unknown Age	0	Human Trafficking, Commercial Sex Acts	0	0	0	0
Arrests per 100,000 population	750.5	Human Trafficking, Involuntary Servitude	0	0	0	0
		<b>Crimes Against Society</b>				
		Arson	0	0	0	0
		Bribery	0	0	0	0
		Burglary/Breaking & Entering	46	10	11	1
		Counterfeiting/Forgery	3	0	0	0
		Destruction/Damage/Vandalism of Property	120	18	14	1
		Embezzlement	0	0	0	0
		Extortion/Blackmail	0	0	0	0
		False Pretenses/Swindle/Confidence Game	77	3	3	1
		Credit Card/Automated Teller Machine Fraud	13	4	0	0
		Impersonation	3	2	2	0
		Welfare Fraud	0	0	1	0
		Wire Fraud	1	0	1	0
		Identity Theft	0	0	0	0
		Hacking/Computer Invasion	0	0	0	0
		Robbery	0	0	0	0
		Pocket-picking	0	0	0	0
		Purse-snatching	0	0	0	0
		Shoplifting	25	10	0	0
		Theft From Building	25	3	0	0
		Theft From Coin Operated Machine or Device	0	0	0	0
		Theft From Motor Vehicle	41	2	3	0
		Theft of Motor Vehicle Parts/Accessories	30	1	0	0
		All Other Larceny	135	20	39	2
		Motor Vehicle Theft	32	10	6	0
		Stolen Property Offenses	4	4	0	0
		<b>Crimes Against Society</b>				
		Drug/Narcotic Violations	89	86	89	0
		Drug Equipment Violations	0	0	0	0
		Betting/Wagering	0	0	0	0
		Operating/Promoting/Assisting Gambling	0	0	0	0
		Gambling Equipment Violations	0	0	0	0
		Sports Tampering	0	0	0	0
		Pornography/Obscene Material	0	0	0	0
		Prostitution	0	0	0	0
		Assisting or Promoting Prostitution	0	0	0	0
		Purchasing Prostitution	0	0	0	0
		Weapon Law Violations	9	9	2	0
		Animal Cruelty	2	2	3	0
		<b>Total Group A Offenses</b>	<b>1,001</b>	<b>312</b>	<b>279</b>	<b>9</b>
<b>Group B Arrests</b>						
<b>Offense</b>	<b>Adult</b>	<b>Juvenile</b>				
Bad Checks	0	0				
Curfew/Loitering/Vagrancy Violations	0	0				
Disorderly Conduct	8	0				
Driving Under the Influence	50	0				
Drunkenness	0	0				
Family Offenses (Nonviolent)	0	0				
Liquor Law Violations	2	0				
Peeping Tom	0	0				
Trespass of Real Property	10	0				
All Other Offenses	104	0				
<b>Total Group B</b>	<b>174</b>	<b>0</b>				

(\*) Offenses are counted using the FBI Units of Count for Crime

(\*\*) The 'Arrests' column shows arrests made for incidents during the selected period, regardless of arrest date. Arrest counts for the same period may change over time.

**Phippsburg PD - ME0120500 - NIBRS Agency Crime Overview - 2022**

2022 Population Estimate	2,200	Offenses (*)		Arrests (**)		
		Reported	Cleared	Adult	Juvenile	
<b>Offense Overview</b>		<b>Group A Offenses</b>				
<b>Crimes Against Persons</b>						
Offense Total	2	Murder and Nonnegligent Manslaughter	0	0	0	0
Number Cleared	0	Negligent Manslaughter	0	0	0	0
Percent Cleared	0.00 %	Kidnapping/Abduction	0	0	0	0
Group A Crimes per 100,000 population	90.9	Rape	0	0	0	0
		Sodomy	0	0	0	0
		Sexual Assault With An Object	0	0	0	0
		Fondling	0	0	0	0
		Incest	0	0	0	0
		Statutory Rape	0	0	0	0
<b>Arrest Overview</b>		Aggravated Assault	0	0	0	0
Total Arrests	0	Simple Assault	0	0	0	0
Adult Arrests	0	Intimidation	1	0	0	0
Juvenile Arrests	0	Human Trafficking, Commercial Sex Acts	0	0	0	0
Unknown Age	0	Human Trafficking, Involuntary Servitude	0	0	0	0
Arrests per 100,000 population	0.0	<b>Crimes Against Property</b>				
		Arson	0	0	0	0
		Bribery	0	0	0	0
		Burglary/Breaking & Entering	0	0	0	0
		Counterfeiting/Forgery	0	0	0	0
		Destruction/Damage/Vandalism of Property	1	0	0	0
		Embezzlement	0	0	0	0
		Extortion/Blackmail	0	0	0	0
		False Pretenses/Swindle/Confidence Game	0	0	0	0
		Credit Card/Automated Teller Machine Fraud	0	0	0	0
		Impersonation	0	0	0	0
		Welfare Fraud	0	0	0	0
		Wire Fraud	0	0	0	0
		Identity Theft	0	0	0	0
		Hacking/Computer Invasion	0	0	0	0
		Robbery	0	0	0	0
		Pocket-picking	0	0	0	0
		Purse-snatching	0	0	0	0
		Shoplifting	0	0	0	0
		Theft From Building	0	0	0	0
		Theft From Coin Operated Machine or Device	0	0	0	0
		Theft From Motor Vehicle	0	0	0	0
		Theft of Motor Vehicle Parts/Accessories	0	0	0	0
		All Other Larceny	0	0	0	0
		Motor Vehicle Theft	0	0	0	0
		Stolen Property Offenses	0	0	0	0
		<b>Crimes Against Society</b>				
		Drug/Narcotic Violations	0	0	0	0
		Drug Equipment Violations	0	0	0	0
		Betting/Wagering	0	0	0	0
		Operating/Promoting/Assisting Gambling	0	0	0	0
		Gambling Equipment Violations	0	0	0	0
		Sports Tampering	0	0	0	0
		Pornography/Obscene Material	0	0	0	0
		Prostitution	0	0	0	0
		Assisting or Promoting Prostitution	0	0	0	0
		Purchasing Prostitution	0	0	0	0
		Weapon Law Violations	0	0	0	0
		Animal Cruelty	0	0	0	0
		<b>Total Group A Offenses</b>	<b>2</b>	<b>0</b>	<b>0</b>	<b>0</b>
<b>Group B Arrests</b>						
<b>Offense</b>	<b>Adult</b>	<b>Juvenile</b>				
Bad Checks	0	0				
Curfew/Loitering/Vagrancy Violations	0	0				
Disorderly Conduct	0	0				
Driving Under the Influence	0	0				
Drunkenness	0	0				
Family Offenses (Nonviolent)	0	0				
Liquor Law Violations	0	0				
Peeping Tom	0	0				
Trespass of Real Property	0	0				
All Other Offenses	0	0				
<b>Total Group B</b>	<b>0</b>	<b>0</b>				

(\*) Offenses are counted using the FBI Units of Count for Crime

(\*\*) The 'Arrests' column shows arrests made for incidents during the selected period, regardless of arrest date. Arrest counts for the same period may change over time.

Piscataquis SO - ME0110000 - NIBRS Agency Crime Overview - 2022

2022 Population Estimate	9,153	Offenses (*)		Arrests (**)		
		Reported	Cleared	Adult	Juvenile	
<b>Offense Overview</b>		<b>Group A Offenses</b>				
		<b>Crimes Against Persons</b>				
Offense Total	187	Murder and Nonnegligent Manslaughter	0	0	0	0
Number Cleared	76	Negligent Manslaughter	0	0	0	0
Percent Cleared	40.64 %	Kidnapping/Abduction	0	0	0	0
Group A Crimes per 100,000 population	2,043.0	Rape	0	0	0	0
		Sodomy	0	0	0	0
		Sexual Assault With An Object	0	0	0	0
		Fondling	2	2	1	0
		Incest	1	0	0	0
<b>Arrest Overview</b>		Statutory Rape	0	0	0	0
Total Arrests	151	Aggravated Assault	3	3	3	0
Adult Arrests	146	Simple Assault	26	20	15	1
Juvenile Arrests	5	Intimidation	23	5	5	0
Unknown Age	0	Human Trafficking, Commercial Sex Acts	0	0	0	0
Arrests per 100,000 population	1,649.7	Human Trafficking, Involuntary Servitude	0	0	0	0
		<b>Crimes Against Property</b>				
		Arson	0	0	0	0
Average number offenses/incident	1.02	Bribery	0	0	0	0
		Burglary/Breaking & Entering	11	3	3	3
		Counterfeiting/Forgery	0	0	0	0
		Destruction/Damage/Vandalism of Property	26	9	6	0
		Embezzlement	2	0	0	0
		Extortion/Blackmail	0	0	0	0
		False Pretenses/Swindle/Confidence Game	2	0	1	0
		Credit Card/Automated Teller Machine Fraud	0	0	0	0
		Impersonation	0	0	1	0
		Welfare Fraud	0	0	0	0
		Wire Fraud	0	0	0	0
		Identity Theft	0	0	0	0
		Hacking/Computer Invasion	0	0	0	0
		Robbery	0	0	0	0
		Pocket-picking	0	0	0	0
		Purse-snatching	0	0	0	0
		Shoplifting	4	3	0	0
		Theft From Building	1	0	0	0
		Theft From Coin Operated Machine or Device	1	0	0	0
		Theft From Motor Vehicle	12	3	1	0
		Theft of Motor Vehicle Parts/Accessories	4	0	0	0
		All Other Larceny	35	4	4	1
		Motor Vehicle Theft	8	1	0	0
		Stolen Property Offenses	0	0	0	0
		<b>Crimes Against Society</b>				
		Drug/Narcotic Violations	23	22	20	0
		Drug Equipment Violations	0	0	0	0
		Betting/Wagering	0	0	0	0
		Operating/Promoting/Assisting Gambling	0	0	0	0
		Gambling Equipment Violations	0	0	0	0
		Sports Tampering	0	0	0	0
		Pornography/Obscene Material	0	0	0	0
		Prostitution	0	0	0	0
		Assisting or Promoting Prostitution	0	0	0	0
		Purchasing Prostitution	0	0	0	0
		Weapon Law Violations	3	1	0	0
		Animal Cruelty	0	0	0	0
		<b>Total Group A Offenses</b>	<b>187</b>	<b>76</b>	<b>60</b>	<b>5</b>
<b>Group B Arrests</b>						
<b>Offense</b>	<b>Adult</b>	<b>Juvenile</b>				
Bad Checks	1	0				
Curfew/Loitering/Vagrancy Violations	0	0				
Disorderly Conduct	1	0				
Driving Under the Influence	27	0				
Drunkenness	0	0				
Family Offenses (Nonviolent)	1	0				
Liquor Law Violations	0	0				
Peeping Tom	0	0				
Trespass of Real Property	1	0				
All Other Offenses	55	0				
<b>Total Group B</b>	<b>86</b>	<b>0</b>				

(\*) Offenses are counted using the FBI Units of Count for Crime

(\*\*) The 'Arrests' column shows arrests made for incidents during the selected period, regardless of arrest date. Arrest counts for the same period may change over time.

Pittsfield PD - ME0130400 - NIBRS Agency Crime Overview - 2022

2022 Population Estimate	3,904	Offenses (*)		Arrests (**)		
		Reported	Cleared	Adult	Juvenile	
<b>Offense Overview</b>		<b>Group A Offenses</b>				
		<b>Crimes Against Persons</b>				
Offense Total	84	Murder and Nonnegligent Manslaughter	0	0	0	0
Number Cleared	25	Negligent Manslaughter	0	0	0	0
Percent Cleared	29.76 %	Kidnapping/Abduction	0	0	0	0
Group A Crimes per 100,000 population	2,151.6	Rape	2	0	0	0
		Sodomy	0	0	0	0
		Sexual Assault With An Object	0	0	0	0
		Fondling	1	0	0	0
		Incest	0	0	0	0
		Statutory Rape	0	0	0	0
<b>Arrest Overview</b>		Aggravated Assault	1	1	1	0
Total Arrests	56	Simple Assault	15	12	11	0
Adult Arrests	56	Intimidation	10	4	1	0
Juvenile Arrests	0	Human Trafficking, Commercial Sex Acts	0	0	0	0
Unknown Age	0	Human Trafficking, Involuntary Servitude	0	0	0	0
Arrests per 100,000 population	1,434.4	<b>Crimes Against Property</b>				
		Arson	1	0	0	0
		Bribery	0	0	0	0
		Burglary/Breaking & Entering	4	0	0	0
		Counterfeiting/Forgery	0	0	0	0
		Destruction/Damage/Vandalism of Property	13	1	1	0
		Embezzlement	0	0	0	0
		Extortion/Blackmail	0	0	0	0
		False Pretenses/Swindle/Confidence Game	0	0	0	0
		Credit Card/Automated Teller Machine Fraud	0	0	0	0
		Impersonation	0	0	0	0
		Welfare Fraud	0	0	0	0
		Wire Fraud	0	0	0	0
		Identity Theft	1	0	0	0
		Hacking/Computer Invasion	0	0	0	0
		Robbery	1	0	0	0
		Pocket-picking	0	0	0	0
		Purse-snatching	0	0	0	0
		Shoplifting	1	0	0	0
		Theft From Building	3	0	0	0
		Theft From Coin Operated Machine or Device	0	0	0	0
		Theft From Motor Vehicle	7	2	1	0
		Theft of Motor Vehicle Parts/Accessories	1	0	0	0
		All Other Larceny	20	4	2	0
		Motor Vehicle Theft	2	0	0	0
		Stolen Property Offenses	0	0	0	0
		<b>Crimes Against Society</b>				
		Drug/Narcotic Violations	1	1	3	0
		Drug Equipment Violations	0	0	0	0
		Betting/Wagering	0	0	0	0
		Operating/Promoting/Assisting Gambling	0	0	0	0
		Gambling Equipment Violations	0	0	0	0
		Sports Tampering	0	0	0	0
		Pornography/Obscene Material	0	0	0	0
		Prostitution	0	0	0	0
		Assisting or Promoting Prostitution	0	0	0	0
		Purchasing Prostitution	0	0	0	0
		Weapon Law Violations	0	0	0	0
		Animal Cruelty	0	0	0	0
		<b>Total Group A Offenses</b>	<b>84</b>	<b>25</b>	<b>20</b>	<b>0</b>
<b>Group B Arrests</b>						
<b>Offense</b>	<b>Adult</b>	<b>Juvenile</b>				
Bad Checks	0	0				
Curfew/Loitering/Vagrancy Violations	0	0				
Disorderly Conduct	0	0				
Driving Under the Influence	12	0				
Drunkenness	0	0				
Family Offenses (Nonviolent)	0	0				
Liquor Law Violations	0	0				
Peeping Tom	0	0				
Trespass of Real Property	2	0				
All Other Offenses	22	0				
<b>Total Group B</b>	<b>36</b>	<b>0</b>				

(\*) Offenses are counted using the FBI Units of Count for Crime

(\*\*) The 'Arrests' column shows arrests made for incidents during the selected period, regardless of arrest date. Arrest counts for the same period may change over time.

**Portland PD - ME0030500 - NIBRS Agency Crime Overview - 2022**

2022 Population Estimate	68,199	Offenses (*)		Arrests (**)		
		Reported	Cleared	Adult	Juvenile	
<b>Offense Overview</b>		<b>Group A Offenses</b>				
		<b>Crimes Against Persons</b>				
Offense Total	2,782	Murder and Nonnegligent Manslaughter	5	4	7	0
Number Cleared	935	Negligent Manslaughter	0	0	0	0
Percent Cleared	33.61 %	Kidnapping/Abduction	2	1	0	0
Group A Crimes per 100,000 population	4,079.2	Rape	29	0	0	0
		Sodomy	0	0	0	0
		Sexual Assault With An Object	2	0	0	0
		Fondling	16	4	2	0
		Incest	0	0	0	0
		Statutory Rape	3	0	0	0
<b>Arrest Overview</b>		Aggravated Assault	75	43	39	0
Total Arrests	1,507	Simple Assault	491	310	268	6
Adult Arrests	1,481	Intimidation	136	65	50	1
Juvenile Arrests	26	Human Trafficking, Commercial Sex Acts	0	0	0	0
Unknown Age	0	Human Trafficking, Involuntary Servitude	0	0	0	0
Arrests per 100,000 population	2,209.7	<b>Crimes Against Property</b>				
		Arson	15	4	2	2
		Bribery	0	0	0	0
		Burglary/Breaking & Entering	38	8	6	1
		Counterfeiting/Forgery	30	6	4	1
		Destruction/Damage/Vandalism of Property	430	97	65	6
		Embezzlement	0	0	0	0
		Extortion/Blackmail	7	0	0	0
		False Pretenses/Swindle/Confidence Game	54	8	6	0
		Credit Card/Automated Teller Machine Fraud	52	6	2	0
		Impersonation	7	0	0	0
		Welfare Fraud	0	0	0	0
		Wire Fraud	21	1	1	0
		Identity Theft	11	0	0	0
		Hacking/Computer Invasion	0	0	0	0
		Robbery	17	9	8	1
		Pocket-picking	9	0	1	0
		Purse-snatching	14	5	5	0
		Shoplifting	264	126	129	2
		Theft From Building	177	27	25	0
		Theft From Coin Operated Machine or Device	0	0	0	0
		Theft From Motor Vehicle	257	17	13	0
		Theft of Motor Vehicle Parts/Accessories	41	0	0	0
		All Other Larceny	282	28	21	1
		Motor Vehicle Theft	98	10	10	0
		Stolen Property Offenses	19	16	10	0
		<b>Crimes Against Society</b>				
		Drug/Narcotic Violations	142	120	113	1
		Drug Equipment Violations	0	0	0	0
		Betting/Wagering	0	0	0	0
		Operating/Promoting/Assisting Gambling	0	0	0	0
		Gambling Equipment Violations	0	0	0	0
		Sports Tampering	0	0	0	0
		Pornography/Obscene Material	6	1	1	0
		Prostitution	3	3	2	0
		Assisting or Promoting Prostitution	4	4	4	0
		Purchasing Prostitution	0	0	0	0
		Weapon Law Violations	15	11	6	1
		Animal Cruelty	10	1	1	0
		<b>Total Group A Offenses</b>	<b>2,782</b>	<b>935</b>	<b>801</b>	<b>23</b>
<b>Group B Arrests</b>						
<b>Offense</b>	<b>Adult</b>	<b>Juvenile</b>				
Bad Checks	2	0				
Curfew/Loitering/Vagrancy Violations	0	0				
Disorderly Conduct	29	0				
Driving Under the Influence	212	1				
Drunkenness	0	0				
Family Offenses (Nonviolent)	3	0				
Liquor Law Violations	0	0				
Peeping Tom	0	0				
Trespass of Real Property	103	0				
All Other Offenses	331	2				
<b>Total Group B</b>	<b>680</b>	<b>3</b>				

(\*) Offenses are counted using the FBI Units of Count for Crime

(\*\*) The 'Arrests' column shows arrests made for incidents during the selected period, regardless of arrest date. Arrest counts for the same period may change over time.

**Presque Isle PD - ME0020600 - NIBRS Agency Crime Overview - 2022**

2022 Population Estimate	8,746	Offenses (*)		Arrests (**)		
		Reported	Cleared	Adult	Juvenile	
<b>Offense Overview</b>		<b>Group A Offenses</b>				
		<b>Crimes Against Persons</b>				
Offense Total	446	Murder and Nonnegligent Manslaughter	0	0	0	0
Number Cleared	297	Negligent Manslaughter	0	0	0	0
Percent Cleared	66.59 %	Kidnapping/Abduction	0	0	0	0
Group A Crimes per 100,000 population	5,099.5	Rape	4	1	0	1
		Sodomy	0	0	0	0
		Sexual Assault With An Object	0	0	0	0
		Fondling	2	1	1	0
		Incest	0	0	0	0
		Statutory Rape	0	0	0	0
<b>Arrest Overview</b>		<b>Crimes Against Property</b>				
Total Arrests	467	Aggravated Assault	11	9	9	0
Adult Arrests	456	Simple Assault	67	56	46	4
Juvenile Arrests	11	Intimidation	26	23	21	0
Unknown Age	0	Human Trafficking, Commercial Sex Acts	0	0	0	0
Arrests per 100,000 population	5,339.6	Human Trafficking, Involuntary Servitude	0	0	0	0
		Arson	0	0	0	0
		Bribery	0	0	0	0
		Burglary/Breaking & Entering	16	9	9	1
		Counterfeiting/Forgery	8	4	6	0
		Destruction/Damage/Vandalism of Property	29	19	8	0
		Embezzlement	0	0	0	0
		Extortion/Blackmail	0	0	0	0
		False Pretenses/Swindle/Confidence Game	5	3	2	0
		Credit Card/Automated Teller Machine Fraud	5	3	1	0
		Impersonation	0	0	0	0
		Welfare Fraud	2	1	0	0
		Wire Fraud	0	0	0	0
		Identity Theft	0	0	0	0
		Hacking/Computer Invasion	0	0	0	0
		Robbery	1	1	1	0
		Pocket-picking	0	0	0	0
		Purse-snatching	0	0	0	0
		Shoplifting	0	0	0	0
		Theft From Building	0	0	0	0
		Theft From Coin Operated Machine or Device	0	0	0	0
		Theft From Motor Vehicle	4	3	2	0
		Theft of Motor Vehicle Parts/Accessories	0	0	0	0
		All Other Larceny	194	104	98	1
		Motor Vehicle Theft	7	4	4	1
		Stolen Property Offenses	1	0	0	0
		<b>Crimes Against Society</b>				
		Drug/Narcotic Violations	53	48	43	0
		Drug Equipment Violations	0	0	0	0
		Betting/Wagering	0	0	0	0
		Operating/Promoting/Assisting Gambling	0	0	0	0
		Gambling Equipment Violations	0	0	0	0
		Sports Tampering	0	0	0	0
		Pornography/Obscene Material	3	0	0	0
		Prostitution	0	0	0	0
		Assisting or Promoting Prostitution	0	0	0	0
		Purchasing Prostitution	0	0	0	0
		Weapon Law Violations	7	7	1	0
		Animal Cruelty	1	1	1	0
		<b>Total Group A Offenses</b>	<b>446</b>	<b>297</b>	<b>253</b>	<b>8</b>
<b>Group B Arrests</b>						
<b>Offense</b>	<b>Adult</b>	<b>Juvenile</b>				
Bad Checks	0	0				
Curfew/Loitering/Vagrancy Violations	0	0				
Disorderly Conduct	23	0				
Driving Under the Influence	39	0				
Drunkenness	0	0				
Family Offenses (Nonviolent)	3	0				
Liquor Law Violations	3	1				
Peeping Tom	0	0				
Trespass of Real Property	18	0				
All Other Offenses	117	2				
<b>Total Group B</b>	<b>203</b>	<b>3</b>				

(\*) Offenses are counted using the FBI Units of Count for Crime

(\*\*) The 'Arrests' column shows arrests made for incidents during the selected period, regardless of arrest date. Arrest counts for the same period may change over time.

## Rangeley PD - ME0040400 - NIBRS Agency Crime Overview - 2022

2022 Population Estimate	1,253	Group A Offenses	Offenses (*)		Arrests (**)	
			Reported	Cleared	Adult	Juvenile
<b>Offense Overview</b>		<b>Crimes Against Persons</b>				
Offense Total	4	Murder and Nonnegligent Manslaughter	0	0	0	0
Number Cleared	1	Negligent Manslaughter	0	0	0	0
Percent Cleared	25.00 %	Kidnapping/Abduction	0	0	0	0
Group A Crimes per 100,000 population	319.2	Rape	0	0	0	0
		Sodomy	0	0	0	0
		Sexual Assault With An Object	0	0	0	0
		Fondling	0	0	0	0
		Incest	0	0	0	0
		Statutory Rape	0	0	0	0
<b>Arrest Overview</b>		<b>Crimes Against Property</b>				
Total Arrests	9	Arson	0	0	0	0
Adult Arrests	9	Bribery	0	0	0	0
Juvenile Arrests	0	Burglary/Breaking & Entering	0	0	0	0
Unknown Age	0	Counterfeiting/Forgery	0	0	0	0
Arrests per 100,000 population	718.3	Destruction/Damage/Vandalism of Property	1	0	0	0
		Embezzlement	0	0	0	0
		Extortion/Blackmail	0	0	0	0
		False Pretenses/Swindle/Confidence Game	0	0	0	0
		Credit Card/Automated Teller Machine Fraud	0	0	0	0
		Impersonation	0	0	0	0
		Welfare Fraud	0	0	0	0
		Wire Fraud	0	0	0	0
		Identity Theft	0	0	0	0
		Hacking/Computer Invasion	0	0	0	0
		Robbery	0	0	0	0
		Pocket-picking	0	0	0	0
		Purse-snatching	0	0	0	0
		Shoplifting	0	0	0	0
		Theft From Building	1	0	0	0
		Theft From Coin Operated Machine or Device	0	0	0	0
		Theft From Motor Vehicle	1	0	0	0
		Theft of Motor Vehicle Parts/Accessories	0	0	0	0
		All Other Larceny	0	0	0	0
		Motor Vehicle Theft	0	0	0	0
		Stolen Property Offenses	0	0	0	0
		<b>Crimes Against Society</b>				
		Drug/Narcotic Violations	0	0	0	0
		Drug Equipment Violations	0	0	0	0
		Betting/Wagering	0	0	0	0
		Operating/Promoting/Assisting Gambling	0	0	0	0
		Gambling Equipment Violations	0	0	0	0
		Sports Tampering	0	0	0	0
		Pornography/Obscene Material	0	0	0	0
		Prostitution	0	0	0	0
		Assisting or Promoting Prostitution	0	0	0	0
		Purchasing Prostitution	0	0	0	0
		Weapon Law Violations	0	0	0	0
		Animal Cruelty	0	0	0	0
		<b>Total Group A Offenses</b>	<b>4</b>	<b>1</b>	<b>1</b>	<b>0</b>
<b>Group B Arrests</b>						
<b>Offense</b>	<b>Adult</b>	<b>Juvenile</b>				
Bad Checks	0	0				
Curfew/Loitering/Vagrancy Violations	0	0				
Disorderly Conduct	0	0				
Driving Under the Influence	4	0				
Drunkenness	0	0				
Family Offenses (Nonviolent)	0	0				
Liquor Law Violations	0	0				
Peeping Tom	0	0				
Trespass of Real Property	0	0				
All Other Offenses	4	0				
<b>Total Group B</b>	<b>8</b>	<b>0</b>				

(\*) Offenses are counted using the FBI Units of Count for Crime

(\*\*) The 'Arrests' column shows arrests made for incidents during the selected period, regardless of arrest date. Arrest counts for the same period may change over time.



## Richmond PD - ME0120300 - NIBRS Agency Crime Overview - 2022

2022 Population Estimate	3,585	Offenses (*)		Arrests (**)		
		Reported	Cleared	Adult	Juvenile	
<b>Offense Overview</b>		<b>Group A Offenses</b>				
		<b>Crimes Against Persons</b>				
Offense Total	19	Murder and Nonnegligent Manslaughter	0	0	0	0
Number Cleared	2	Negligent Manslaughter	0	0	0	0
Percent Cleared	10.53 %	Kidnapping/Abduction	0	0	0	0
Group A Crimes per 100,000 population	530.0	Rape	0	0	0	0
		Sodomy	0	0	0	0
		Sexual Assault With An Object	0	0	0	0
		Fondling	0	0	0	0
		Incest	0	0	0	0
		Statutory Rape	0	0	0	0
<b>Arrest Overview</b>		<b>Crimes Against Property</b>				
Total Arrests	12	Aggravated Assault	0	0	0	0
Adult Arrests	12	Simple Assault	2	1	1	0
Juvenile Arrests	0	Intimidation	6	0	0	0
Unknown Age	0	Human Trafficking, Commercial Sex Acts	0	0	0	0
Arrests per 100,000 population	334.7	Human Trafficking, Involuntary Servitude	0	0	0	0
		Arson	0	0	0	0
		Bribery	0	0	0	0
		Burglary/Breaking & Entering	0	0	0	0
		Counterfeiting/Forgery	0	0	0	0
		Destruction/Damage/Vandalism of Property	2	0	0	0
		Embezzlement	0	0	0	0
		Extortion/Blackmail	0	0	0	0
		False Pretenses/Swindle/Confidence Game	2	0	0	0
		Credit Card/Automated Teller Machine Fraud	0	0	0	0
		Impersonation	0	0	0	0
		Welfare Fraud	0	0	0	0
		Wire Fraud	0	0	0	0
		Identity Theft	0	0	0	0
		Hacking/Computer Invasion	0	0	0	0
		Robbery	0	0	0	0
		Pocket-picking	0	0	0	0
		Purse-snatching	0	0	0	0
		Shoplifting	0	0	0	0
		Theft From Building	0	0	0	0
		Theft From Coin Operated Machine or Device	0	0	0	0
		Theft From Motor Vehicle	0	0	0	0
		Theft of Motor Vehicle Parts/Accessories	0	0	0	0
		All Other Larceny	5	0	0	0
		Motor Vehicle Theft	1	0	0	0
		Stolen Property Offenses	0	0	0	0
		<b>Crimes Against Society</b>				
		Drug/Narcotic Violations	1	1	1	0
		Drug Equipment Violations	0	0	0	0
		Betting/Wagering	0	0	0	0
		Operating/Promoting/Assisting Gambling	0	0	0	0
		Gambling Equipment Violations	0	0	0	0
		Sports Tampering	0	0	0	0
		Pornography/Obscene Material	0	0	0	0
		Prostitution	0	0	0	0
		Assisting or Promoting Prostitution	0	0	0	0
		Purchasing Prostitution	0	0	0	0
		Weapon Law Violations	0	0	0	0
		Animal Cruelty	0	0	0	0
		<b>Total Group A Offenses</b>	<b>19</b>	<b>2</b>	<b>2</b>	<b>0</b>
<b>Group B Arrests</b>						
<b>Offense</b>	<b>Adult</b>	<b>Juvenile</b>				
Bad Checks	0	0				
Curfew/Loitering/Vagrancy Violations	0	0				
Disorderly Conduct	0	0				
Driving Under the Influence	2	0				
Drunkenness	0	0				
Family Offenses (Nonviolent)	0	0				
Liquor Law Violations	0	0				
Peeping Tom	0	0				
Trespass of Real Property	0	0				
All Other Offenses	8	0				
<b>Total Group B</b>	<b>10</b>	<b>0</b>				

(\*) Offenses are counted using the FBI Units of Count for Crime

(\*\*) The 'Arrests' column shows arrests made for incidents during the selected period, regardless of arrest date. Arrest counts for the same period may change over time.

## Rockland PD - ME0070200 - NIBRS Agency Crime Overview - 2022

2022 Population Estimate	7,081	Offenses (*)		Arrests (**)		
		Reported	Cleared	Adult	Juvenile	
<b>Offense Overview</b>		<b>Group A Offenses</b>				
		<b>Crimes Against Persons</b>				
Offense Total	369	Murder and Nonnegligent Manslaughter	0	0	0	0
Number Cleared	55	Negligent Manslaughter	0	0	0	0
Percent Cleared	14.91 %	Kidnapping/Abduction	2	2	1	0
Group A Crimes per 100,000 population	5,211.1	Rape	0	0	0	0
		Sodomy	0	0	0	0
		Sexual Assault With An Object	0	0	0	0
		Fondling	0	0	0	0
		Incest	0	0	0	0
		Statutory Rape	0	0	0	0
<b>Arrest Overview</b>		Aggravated Assault	6	2	2	0
Total Arrests	83	Simple Assault	59	12	8	0
Adult Arrests	80	Intimidation	103	6	3	0
Juvenile Arrests	3	Human Trafficking, Commercial Sex Acts	0	0	0	0
Unknown Age	0	Human Trafficking, Involuntary Servitude	0	0	0	0
Arrests per 100,000 population	1,172.2	<b>Crimes Against Property</b>				
		Arson	0	0	0	0
		Bribery	1	0	0	0
		Burglary/Breaking & Entering	11	0	0	0
		Counterfeiting/Forgery	0	0	0	0
		Destruction/Damage/Vandalism of Property	6	3	1	1
		Embezzlement	1	1	0	0
		Extortion/Blackmail	0	0	0	0
		False Pretenses/Swindle/Confidence Game	23	0	0	0
		Credit Card/Automated Teller Machine Fraud	0	0	0	0
		Impersonation	0	0	0	0
		Welfare Fraud	0	0	0	0
		Wire Fraud	0	0	0	0
		Identity Theft	0	0	0	0
		Hacking/Computer Invasion	0	0	0	0
		Robbery	0	0	0	0
		Pocket-picking	0	0	0	0
		Purse-snatching	1	1	0	0
		Shoplifting	34	8	0	0
		Theft From Building	2	0	0	0
		Theft From Coin Operated Machine or Device	0	0	0	0
		Theft From Motor Vehicle	27	0	0	0
		Theft of Motor Vehicle Parts/Accessories	1	0	0	0
		All Other Larceny	57	8	9	2
		Motor Vehicle Theft	12	2	2	0
		Stolen Property Offenses	0	0	0	0
		<b>Crimes Against Society</b>				
		Drug/Narcotic Violations	21	10	9	0
		Drug Equipment Violations	0	0	0	0
		Betting/Wagering	0	0	0	0
		Operating/Promoting/Assisting Gambling	0	0	0	0
		Gambling Equipment Violations	0	0	0	0
		Sports Tampering	0	0	0	0
		Pornography/Obscene Material	1	0	0	0
		Prostitution	0	0	0	0
		Assisting or Promoting Prostitution	0	0	0	0
		Purchasing Prostitution	0	0	0	0
		Weapon Law Violations	1	0	0	0
		Animal Cruelty	0	0	0	0
		<b>Total Group A Offenses</b>	<b>369</b>	<b>55</b>	<b>35</b>	<b>3</b>
<b>Group B Arrests</b>						
<b>Offense</b>	<b>Adult</b>	<b>Juvenile</b>				
Bad Checks	0	0				
Curfew/Loitering/Vagrancy Violations	0	0				
Disorderly Conduct	1	0				
Driving Under the Influence	9	0				
Drunkenness	0	0				
Family Offenses (Nonviolent)	0	0				
Liquor Law Violations	0	0				
Peeping Tom	0	0				
Trespass of Real Property	5	0				
All Other Offenses	30	0				
<b>Total Group B</b>	<b>45</b>	<b>0</b>				

(\*) Offenses are counted using the FBI Units of Count for Crime

(\*\*) The 'Arrests' column shows arrests made for incidents during the selected period, regardless of arrest date. Arrest counts for the same period may change over time.

## Rockport PD - ME0070400 - NIBRS Agency Crime Overview - 2022

2022 Population Estimate	3,719	Offenses (*)		Arrests (**)		
		Reported	Cleared	Adult	Juvenile	
<b>Offense Overview</b>		<b>Group A Offenses</b>				
		<b>Crimes Against Persons</b>				
Offense Total	52	Murder and Nonnegligent Manslaughter	0	0	0	0
Number Cleared	20	Negligent Manslaughter	0	0	0	0
Percent Cleared	38.46 %	Kidnapping/Abduction	0	0	0	0
Group A Crimes per 100,000 population	1,398.2	Rape	0	0	0	0
		Sodomy	0	0	0	0
		Sexual Assault With An Object	0	0	0	0
		Fondling	0	0	0	0
		Incest	0	0	0	0
		Statutory Rape	0	0	0	0
<b>Arrest Overview</b>		Aggravated Assault	0	0	0	0
Total Arrests	58	Simple Assault	11	7	6	0
Adult Arrests	57	Intimidation	6	3	3	0
Juvenile Arrests	1	Human Trafficking, Commercial Sex Acts	0	0	0	0
Unknown Age	0	Human Trafficking, Involuntary Servitude	0	0	0	0
Arrests per 100,000 population	1,559.6	<b>Crimes Against Property</b>				
		Arson	0	0	0	0
		Bribery	0	0	0	0
		Burglary/Breaking & Entering	1	1	1	0
		Counterfeiting/Forgery	0	0	0	0
		Destruction/Damage/Vandalism of Property	8	1	1	0
		Embezzlement	0	0	0	0
		Extortion/Blackmail	0	0	0	0
		False Pretenses/Swindle/Confidence Game	1	1	0	0
		Credit Card/Automated Teller Machine Fraud	0	0	0	0
		Impersonation	0	0	0	0
		Welfare Fraud	0	0	0	0
		Wire Fraud	0	0	0	0
		Identity Theft	0	0	0	0
		Hacking/Computer Invasion	0	0	0	0
		Robbery	0	0	0	0
		Pocket-picking	0	0	0	0
		Purse-snatching	0	0	0	0
		Shoplifting	0	0	0	0
		Theft From Building	0	0	0	0
		Theft From Coin Operated Machine or Device	0	0	0	0
		Theft From Motor Vehicle	0	0	0	0
		Theft of Motor Vehicle Parts/Accessories	0	0	0	0
		All Other Larceny	20	2	2	0
		Motor Vehicle Theft	1	1	0	0
		Stolen Property Offenses	0	0	0	0
		<b>Crimes Against Society</b>				
		Drug/Narcotic Violations	3	3	2	0
		Drug Equipment Violations	0	0	0	0
		Betting/Wagering	0	0	0	0
		Operating/Promoting/Assisting Gambling	0	0	0	0
		Gambling Equipment Violations	0	0	0	0
		Sports Tampering	0	0	0	0
		Pornography/Obscene Material	0	0	0	0
		Prostitution	0	0	0	0
		Assisting or Promoting Prostitution	0	0	0	0
		Purchasing Prostitution	0	0	0	0
		Weapon Law Violations	1	1	1	0
		Animal Cruelty	0	0	0	0
		<b>Total Group A Offenses</b>	<b>52</b>	<b>20</b>	<b>16</b>	<b>0</b>
<b>Group B Arrests</b>						
<b>Offense</b>	<b>Adult</b>	<b>Juvenile</b>				
Bad Checks	0	0				
Curfew/Loitering/Vagrancy Violations	0	0				
Disorderly Conduct	2	0				
Driving Under the Influence	14	1				
Drunkenness	0	0				
Family Offenses (Nonviolent)	0	0				
Liquor Law Violations	3	0				
Peeping Tom	0	0				
Trespass of Real Property	1	0				
All Other Offenses	21	0				
<b>Total Group B</b>	<b>41</b>	<b>1</b>				

(\*) Offenses are counted using the FBI Units of Count for Crime

(\*\*) The 'Arrests' column shows arrests made for incidents during the selected period, regardless of arrest date. Arrest counts for the same period may change over time.

## Rumford PD - ME0090100 - NIBRS Agency Crime Overview - 2022

2022 Population Estimate	5,929	Offenses (*)		Arrests (**)		
		Reported	Cleared	Adult	Juvenile	
<b>Offense Overview</b>		<b>Group A Offenses</b>				
		<b>Crimes Against Persons</b>				
Offense Total	403	Murder and Nonnegligent Manslaughter	0	0	0	0
Number Cleared	66	Negligent Manslaughter	1	1	1	0
Percent Cleared	16.38 %	Kidnapping/Abduction	0	0	0	0
Group A Crimes per 100,000 population	6,797.1	Rape	0	0	1	0
		Sodomy	0	0	0	0
		Sexual Assault With An Object	0	0	0	0
		Fondling	5	1	0	0
		Incest	0	0	0	0
		Statutory Rape	0	0	0	0
<b>Arrest Overview</b>		Aggravated Assault	1	0	1	0
Total Arrests	104	Simple Assault	28	11	18	2
Adult Arrests	101	Intimidation	194	23	6	0
Juvenile Arrests	3	Human Trafficking, Commercial Sex Acts	0	0	0	0
Unknown Age	0	Human Trafficking, Involuntary Servitude	0	0	0	0
Arrests per 100,000 population	1,754.1	<b>Crimes Against Property</b>				
		Arson	0	0	0	0
		Bribery	0	0	0	0
		Burglary/Breaking & Entering	11	1	0	0
		Counterfeiting/Forgery	1	0	0	0
		Destruction/Damage/Vandalism of Property	15	1	1	0
		Embezzlement	0	0	0	0
		Extortion/Blackmail	0	0	0	0
		False Pretenses/Swindle/Confidence Game	5	0	1	0
		Credit Card/Automated Teller Machine Fraud	1	0	0	0
		Impersonation	0	0	1	0
		Welfare Fraud	0	0	0	0
		Wire Fraud	1	0	0	0
		Identity Theft	0	0	0	0
		Hacking/Computer Invasion	0	0	0	0
		Robbery	0	0	0	0
		Pocket-picking	0	0	0	0
		Purse-snatching	1	0	0	0
		Shoplifting	24	3	0	0
		Theft From Building	3	1	0	0
		Theft From Coin Operated Machine or Device	0	0	0	0
		Theft From Motor Vehicle	2	0	1	0
		Theft of Motor Vehicle Parts/Accessories	1	0	0	0
		All Other Larceny	58	6	6	0
		Motor Vehicle Theft	2	0	0	0
		Stolen Property Offenses	0	0	0	0
		<b>Crimes Against Society</b>				
		Drug/Narcotic Violations	34	17	16	0
		Drug Equipment Violations	0	0	0	0
		Betting/Wagering	0	0	0	0
		Operating/Promoting/Assisting Gambling	0	0	0	0
		Gambling Equipment Violations	0	0	0	0
		Sports Tampering	0	0	0	0
		Pornography/Obscene Material	0	0	0	0
		Prostitution	1	0	0	0
		Assisting or Promoting Prostitution	0	0	0	0
		Purchasing Prostitution	0	0	0	0
		Weapon Law Violations	9	1	0	0
		Animal Cruelty	5	0	0	0
		<b>Total Group A Offenses</b>	<b>403</b>	<b>66</b>	<b>53</b>	<b>2</b>
<b>Group B Arrests</b>						
<b>Offense</b>	<b>Adult</b>	<b>Juvenile</b>				
Bad Checks	0	0				
Curfew/Loitering/Vagrancy Violations	0	0				
Disorderly Conduct	0	0				
Driving Under the Influence	2	0				
Drunkenness	0	0				
Family Offenses (Nonviolent)	0	0				
Liquor Law Violations	0	0				
Peeping Tom	0	0				
Trespass of Real Property	5	0				
All Other Offenses	41	1				
<b>Total Group B</b>	<b>48</b>	<b>1</b>				

(\*) Offenses are counted using the FBI Units of Count for Crime

(\*\*) The 'Arrests' column shows arrests made for incidents during the selected period, regardless of arrest date. Arrest counts for the same period may change over time.

This report is valid as of September 25, 2023 and is subject to change

**Sabattus PD - ME0010700 - NIBRS Agency Crime Overview - 2022**

2022 Population Estimate	5,113	Offenses (*)		Arrests (**)		
		Reported	Cleared	Adult	Juvenile	
<b>Offense Overview</b>		<b>Group A Offenses</b>				
		<b>Crimes Against Persons</b>				
Offense Total	49	Murder and Nonnegligent Manslaughter	0	0	0	0
Number Cleared	24	Negligent Manslaughter	0	0	0	0
Percent Cleared	48.98 %	Kidnapping/Abduction	0	0	0	0
Group A Crimes per 100,000 population	958.3	Rape	1	0	0	0
		Sodomy	0	0	0	0
		Sexual Assault With An Object	0	0	0	0
		Fondling	0	0	0	0
		Incest	0	0	0	0
		Statutory Rape	0	0	0	0
<b>Arrest Overview</b>		<b>Crimes Against Property</b>				
Total Arrests	85	Aggravated Assault	3	2	0	2
Adult Arrests	81	Simple Assault	15	11	8	2
Juvenile Arrests	4	Intimidation	3	2	1	0
Unknown Age	0	Human Trafficking, Commercial Sex Acts	0	0	0	0
Arrests per 100,000 population	1,662.4	Human Trafficking, Involuntary Servitude	0	0	0	0
		<b>Crimes Against Property</b>				
		Arson	0	0	0	0
		Bribery	0	0	0	0
		Burglary/Breaking & Entering	0	0	0	0
		Counterfeiting/Forgery	1	1	0	0
		Destruction/Damage/Vandalism of Property	6	2	2	0
		Embezzlement	0	0	0	0
		Extortion/Blackmail	0	0	0	0
		False Pretenses/Swindle/Confidence Game	2	0	0	0
		Credit Card/Automated Teller Machine Fraud	0	0	0	0
		Impersonation	0	0	0	0
		Welfare Fraud	0	0	0	0
		Wire Fraud	0	0	0	0
		Identity Theft	0	0	0	0
		Hacking/Computer Invasion	0	0	0	0
		Robbery	0	0	0	0
		Pocket-picking	0	0	0	0
		Purse-snatching	0	0	0	0
		Shoplifting	0	0	0	0
		Theft From Building	1	1	1	0
		Theft From Coin Operated Machine or Device	0	0	0	0
		Theft From Motor Vehicle	1	0	0	0
		Theft of Motor Vehicle Parts/Accessories	0	0	0	0
		All Other Larceny	11	3	3	0
		Motor Vehicle Theft	1	0	0	0
		Stolen Property Offenses	0	0	0	0
		<b>Crimes Against Society</b>				
		Drug/Narcotic Violations	1	1	1	0
		Drug Equipment Violations	0	0	0	0
		Betting/Wagering	0	0	0	0
		Operating/Promoting/Assisting Gambling	0	0	0	0
		Gambling Equipment Violations	0	0	0	0
		Sports Tampering	0	0	0	0
		Pornography/Obscene Material	1	0	0	0
		Prostitution	0	0	0	0
		Assisting or Promoting Prostitution	0	0	0	0
		Purchasing Prostitution	0	0	0	0
		Weapon Law Violations	2	1	0	0
		Animal Cruelty	0	0	0	0
		<b>Total Group A Offenses</b>	<b>49</b>	<b>24</b>	<b>16</b>	<b>4</b>
<b>Group B Arrests</b>						
<b>Offense</b>	<b>Adult</b>	<b>Juvenile</b>				
Bad Checks	1	0				
Curfew/Loitering/Vagrancy Violations	0	0				
Disorderly Conduct	0	0				
Driving Under the Influence	14	0				
Drunkenness	0	0				
Family Offenses (Nonviolent)	1	0				
Liquor Law Violations	1	0				
Peeping Tom	0	0				
Trespass of Real Property	1	0				
All Other Offenses	47	0				
<b>Total Group B</b>	<b>65</b>	<b>0</b>				

(\*) Offenses are counted using the FBI Units of Count for Crime

(\*\*) The 'Arrests' column shows arrests made for incidents during the selected period, regardless of arrest date. Arrest counts for the same period may change over time.

## Saco PD - ME0160400 - NIBRS Agency Crime Overview - 2022

2022 Population Estimate	20,936	Offenses (*)		Arrests (**)		
		Reported	Cleared	Adult	Juvenile	
<b>Offense Overview</b>		<b>Group A Offenses</b>				
		<b>Crimes Against Persons</b>				
Offense Total	924	Murder and Nonnegligent Manslaughter	0	0	0	0
Number Cleared	286	Negligent Manslaughter	0	0	0	0
Percent Cleared	30.95 %	Kidnapping/Abduction	0	0	0	0
Group A Crimes per 100,000 population	4,413.5	Rape	4	1	0	0
		Sodomy	1	0	0	0
		Sexual Assault With An Object	1	0	0	0
		Fondling	4	2	1	0
		Incest	0	0	0	0
		Statutory Rape	0	0	0	0
<b>Arrest Overview</b>		<b>Crimes Against Property</b>				
Total Arrests	663	Aggravated Assault	23	10	8	0
Adult Arrests	620	Simple Assault	124	63	45	10
Juvenile Arrests	43	Intimidation	98	23	9	0
Unknown Age	0	Human Trafficking, Commercial Sex Acts	0	0	0	0
Arrests per 100,000 population	3,166.8	Human Trafficking, Involuntary Servitude	0	0	0	0
		<b>Crimes Against Property</b>				
Average number offenses/incident	1.16	Arson	2	1	1	0
		Bribery	0	0	0	0
		Burglary/Breaking & Entering	24	8	2	5
		Counterfeiting/Forgery	20	4	1	0
		Destruction/Damage/Vandalism of Property	133	43	10	16
		Embezzlement	6	4	2	0
		Extortion/Blackmail	10	0	0	0
		False Pretenses/Swindle/Confidence Game	60	8	3	0
		Credit Card/Automated Teller Machine Fraud	25	6	0	1
		Impersonation	1	0	0	0
		Welfare Fraud	0	0	0	0
		Wire Fraud	3	0	0	0
		Identity Theft	13	0	0	0
		Hacking/Computer Invasion	1	0	0	0
		Robbery	1	1	0	0
		Pocket-picking	0	0	0	0
		Purse-snatching	0	0	0	0
		Shoplifting	71	32	24	1
		Theft From Building	30	5	0	1
		Theft From Coin Operated Machine or Device	0	0	0	0
		Theft From Motor Vehicle	73	1	0	0
		Theft of Motor Vehicle Parts/Accessories	16	1	0	0
		All Other Larceny	81	18	15	0
		Motor Vehicle Theft	28	10	9	2
		Stolen Property Offenses	6	1	0	0
		<b>Crimes Against Society</b>				
		Drug/Narcotic Violations	40	34	14	3
		Drug Equipment Violations	5	3	1	0
		Betting/Wagering	0	0	0	0
		Operating/Promoting/Assisting Gambling	0	0	0	0
		Gambling Equipment Violations	0	0	0	0
		Sports Tampering	0	0	0	0
		Pornography/Obscene Material	8	2	0	0
		Prostitution	1	1	1	0
		Assisting or Promoting Prostitution	0	0	0	0
		Purchasing Prostitution	0	0	0	0
		Weapon Law Violations	6	3	0	0
		Animal Cruelty	5	1	1	0
		<b>Total Group A Offenses</b>	<b>924</b>	<b>286</b>	<b>147</b>	<b>39</b>
<b>Group B Arrests</b>						
<b>Offense</b>	<b>Adult</b>	<b>Juvenile</b>				
Bad Checks	0	0				
Curfew/Loitering/Vagrancy Violations	0	0				
Disorderly Conduct	5	0				
Driving Under the Influence	187	0				
Drunkenness	0	0				
Family Offenses (Nonviolent)	7	0				
Liquor Law Violations	3	2				
Peeping Tom	0	0				
Trespass of Real Property	20	0				
All Other Offenses	251	2				
<b>Total Group B</b>	<b>473</b>	<b>4</b>				

(\*) Offenses are counted using the FBI Units of Count for Crime

(\*\*) The 'Arrests' column shows arrests made for incidents during the selected period, regardless of arrest date. Arrest counts for the same period may change over time.

**Sagadahoc SO - ME0120000 - NIBRS Agency Crime Overview - 2022**

2022 Population Estimate	13,241	Offenses (*)		Arrests (**)		
		Reported	Cleared	Adult	Juvenile	
<b>Offense Overview</b>		<b>Group A Offenses</b>				
		<b>Crimes Against Persons</b>				
Offense Total	188	Murder and Nonnegligent Manslaughter	0	0	0	0
Number Cleared	100	Negligent Manslaughter	0	0	0	0
Percent Cleared	53.19 %	Kidnapping/Abduction	1	1	1	0
Group A Crimes per 100,000 population	1,419.8	Rape	1	1	1	0
		Sodomy	0	0	0	0
		Sexual Assault With An Object	0	0	0	0
		Fondling	0	0	0	0
		Incest	0	0	0	0
		Statutory Rape	0	0	0	0
<b>Arrest Overview</b>		Aggravated Assault	6	6	4	0
Total Arrests	159	Simple Assault	21	20	17	1
Adult Arrests	144	Intimidation	54	50	5	0
Juvenile Arrests	15	Human Trafficking, Commercial Sex Acts	0	0	0	0
Unknown Age	0	Human Trafficking, Involuntary Servitude	0	0	0	0
Arrests per 100,000 population	1,200.8	<b>Crimes Against Property</b>				
		Arson	0	0	0	0
		Bribery	0	0	0	0
		Burglary/Breaking & Entering	2	0	0	0
		Counterfeiting/Forgery	0	0	0	0
		Destruction/Damage/Vandalism of Property	20	9	2	2
		Embezzlement	0	0	0	0
		Extortion/Blackmail	0	0	0	0
		False Pretenses/Swindle/Confidence Game	29	0	0	0
		Credit Card/Automated Teller Machine Fraud	3	1	0	0
		Impersonation	0	0	0	0
		Welfare Fraud	0	0	0	0
		Wire Fraud	0	0	0	0
		Identity Theft	0	0	0	0
		Hacking/Computer Invasion	0	0	0	0
		Robbery	1	0	0	0
		Pocket-picking	0	0	0	0
		Purse-snatching	0	0	0	0
		Shoplifting	1	0	0	0
		Theft From Building	6	0	0	0
		Theft From Coin Operated Machine or Device	0	0	0	0
		Theft From Motor Vehicle	4	1	0	1
		Theft of Motor Vehicle Parts/Accessories	4	0	0	0
		All Other Larceny	23	1	0	0
		Motor Vehicle Theft	4	2	2	0
		Stolen Property Offenses	0	0	0	0
		<b>Crimes Against Society</b>				
		Drug/Narcotic Violations	6	6	4	0
		Drug Equipment Violations	0	0	0	0
		Betting/Wagering	0	0	0	0
		Operating/Promoting/Assisting Gambling	0	0	0	0
		Gambling Equipment Violations	0	0	0	0
		Sports Tampering	0	0	0	0
		Pornography/Obscene Material	0	0	0	0
		Prostitution	0	0	0	0
		Assisting or Promoting Prostitution	0	0	0	0
		Purchasing Prostitution	0	0	0	0
		Weapon Law Violations	2	2	2	0
		Animal Cruelty	0	0	0	0
		<b>Total Group A Offenses</b>	<b>188</b>	<b>100</b>	<b>38</b>	<b>4</b>
<b>Group B Arrests</b>						
<b>Offense</b>	<b>Adult</b>	<b>Juvenile</b>				
Bad Checks	0	0				
Curfew/Loitering/Vagrancy Violations	0	0				
Disorderly Conduct	1	0				
Driving Under the Influence	76	0				
Drunkenness	0	0				
Family Offenses (Nonviolent)	0	0				
Liquor Law Violations	9	7				
Peeping Tom	0	0				
Trespass of Real Property	2	0				
All Other Offenses	18	4				
<b>Total Group B</b>	<b>106</b>	<b>11</b>				

(\*) Offenses are counted using the FBI Units of Count for Crime

(\*\*) The 'Arrests' column shows arrests made for incidents during the selected period, regardless of arrest date. Arrest counts for the same period may change over time.

## Sanford PD - ME0160500 - NIBRS Agency Crime Overview - 2022

2022 Population Estimate	22,315	Offenses (*)		Arrests (**)		
		Reported	Cleared	Adult	Juvenile	
<b>Offense Overview</b>		<b>Group A Offenses</b>				
		<b>Crimes Against Persons</b>				
Offense Total	1,320	Murder and Nonnegligent Manslaughter	1	0	0	0
Number Cleared	317	Negligent Manslaughter	1	0	0	0
Percent Cleared	24.02 %	Kidnapping/Abduction	1	0	0	0
Group A Crimes per 100,000 population	5,915.3	Rape	27	1	1	0
		Sodomy	1	0	0	0
		Sexual Assault With An Object	0	0	0	0
		Fondling	13	4	2	0
		Incest	1	1	1	0
		Statutory Rape	3	0	0	0
<b>Arrest Overview</b>		Aggravated Assault	15	6	5	0
Total Arrests	636	Simple Assault	242	84	54	13
Adult Arrests	563	Intimidation	88	32	19	6
Juvenile Arrests	73	Human Trafficking, Commercial Sex Acts	0	0	0	0
Unknown Age	0	Human Trafficking, Involuntary Servitude	0	0	0	0
Arrests per 100,000 population	2,850.1	<b>Crimes Against Property</b>				
		Arson	2	2	0	1
		Bribery	0	0	0	0
		Burglary/Breaking & Entering	38	1	0	0
		Counterfeiting/Forgery	14	2	3	0
		Destruction/Damage/Vandalism of Property	215	46	25	9
		Embezzlement	0	0	0	0
		Extortion/Blackmail	4	0	0	0
		False Pretenses/Swindle/Confidence Game	44	2	0	0
		Credit Card/Automated Teller Machine Fraud	36	2	1	0
		Impersonation	0	0	0	0
		Welfare Fraud	0	0	0	0
		Wire Fraud	0	0	0	0
		Identity Theft	7	1	0	0
		Hacking/Computer Invasion	4	0	0	0
		Robbery	1	1	0	1
		Pocket-picking	0	0	0	0
		Purse-snatching	0	0	0	0
		Shoplifting	0	0	0	0
		Theft From Building	1	0	0	0
		Theft From Coin Operated Machine or Device	0	0	0	0
		Theft From Motor Vehicle	60	9	7	0
		Theft of Motor Vehicle Parts/Accessories	13	0	0	0
		All Other Larceny	418	92	71	17
		Motor Vehicle Theft	31	7	3	1
		Stolen Property Offenses	0	0	0	0
		<b>Crimes Against Society</b>				
		Drug/Narcotic Violations	35	23	10	2
		Drug Equipment Violations	3	1	0	0
		Betting/Wagering	0	0	0	0
		Operating/Promoting/Assisting Gambling	0	0	0	0
		Gambling Equipment Violations	0	0	0	0
		Sports Tampering	0	0	0	0
		Pornography/Obscene Material	0	0	0	0
		Prostitution	1	0	0	0
		Assisting or Promoting Prostitution	0	0	0	0
		Purchasing Prostitution	0	0	0	0
		Weapon Law Violations	0	0	0	0
		Animal Cruelty	0	0	0	0
		<b>Total Group A Offenses</b>	<b>1,320</b>	<b>317</b>	<b>202</b>	<b>50</b>
<b>Group B Arrests</b>						
<b>Offense</b>	<b>Adult</b>	<b>Juvenile</b>				
Bad Checks	2	0				
Curfew/Loitering/Vagrancy Violations	0	1				
Disorderly Conduct	10	12				
Driving Under the Influence	42	0				
Drunkenness	0	0				
Family Offenses (Nonviolent)	0	0				
Liquor Law Violations	5	3				
Peeping Tom	0	0				
Trespass of Real Property	65	2				
All Other Offenses	237	5				
<b>Total Group B</b>	<b>361</b>	<b>23</b>				

(\*) Offenses are counted using the FBI Units of Count for Crime

(\*\*) The 'Arrests' column shows arrests made for incidents during the selected period, regardless of arrest date. Arrest counts for the same period may change over time.

This report is valid as of September 25, 2023 and is subject to change



**Scarborough PD - ME0030700 - NIBRS Agency Crime Overview - 2022**

2022 Population Estimate	22,913	Offenses (*)		Arrests (**)		
		Reported	Cleared	Adult	Juvenile	
<b>Offense Overview</b>		<b>Group A Offenses</b>				
		<b>Crimes Against Persons</b>				
Offense Total	790	Murder and Nonnegligent Manslaughter	0	0	0	0
Number Cleared	275	Negligent Manslaughter	0	0	0	0
Percent Cleared	34.81 %	Kidnapping/Abduction	1	0	0	0
Group A Crimes per 100,000 population	3,447.8	Rape	6	0	0	0
		Sodomy	0	0	0	0
		Sexual Assault With An Object	0	0	0	0
		Fondling	2	0	0	0
		Incest	0	0	0	0
<b>Arrest Overview</b>		Statutory Rape	0	0	0	0
Total Arrests	487	Aggravated Assault	8	5	5	0
Adult Arrests	478	Simple Assault	86	40	32	3
Juvenile Arrests	9	Intimidation	49	16	6	1
Unknown Age	0	Human Trafficking, Commercial Sex Acts	0	0	0	0
Arrests per 100,000 population	2,125.4	Human Trafficking, Involuntary Servitude	0	0	0	0
Average number offenses/incident	1.19	<b>Crimes Against Property</b>				
		Arson	0	0	0	0
		Bribery	0	0	0	0
		Burglary/Breaking & Entering	31	6	5	0
		Counterfeiting/Forgery	14	4	1	0
		Destruction/Damage/Vandalism of Property	85	14	8	0
		Embezzlement	0	0	0	0
		Extortion/Blackmail	6	0	0	0
		False Pretenses/Swindle/Confidence Game	45	3	3	0
		Credit Card/Automated Teller Machine Fraud	19	4	3	0
		Impersonation	15	3	0	0
		Welfare Fraud	0	0	0	0
		Wire Fraud	2	0	0	0
		Identity Theft	1	0	0	0
		Hacking/Computer Invasion	1	0	0	0
		Robbery	2	1	2	0
		Pocket-picking	0	0	0	0
		Purse-snatching	0	0	0	0
		Shoplifting	114	73	69	2
		Theft From Building	1	0	0	0
		Theft From Coin Operated Machine or Device	0	0	0	0
		Theft From Motor Vehicle	50	3	2	0
		Theft of Motor Vehicle Parts/Accessories	3	0	0	0
		All Other Larceny	180	46	40	0
		Motor Vehicle Theft	7	1	3	0
		Stolen Property Offenses	0	0	0	0
		<b>Crimes Against Society</b>				
		Drug/Narcotic Violations	59	55	40	0
		Drug Equipment Violations	1	0	0	0
		Betting/Wagering	0	0	0	0
		Operating/Promoting/Assisting Gambling	0	0	0	0
		Gambling Equipment Violations	0	0	0	0
		Sports Tampering	0	0	0	0
		Pornography/Obscene Material	1	0	0	0
		Prostitution	0	0	0	0
		Assisting or Promoting Prostitution	0	0	0	0
		Purchasing Prostitution	0	0	0	0
		Weapon Law Violations	1	1	1	0
		Animal Cruelty	0	0	0	0
		<b>Total Group A Offenses</b>	<b>790</b>	<b>275</b>	<b>220</b>	<b>6</b>
<b>Group B Arrests</b>						
<b>Offense</b>	<b>Adult</b>	<b>Juvenile</b>				
Bad Checks	0	0				
Curfew/Loitering/Vagrancy Violations	0	0				
Disorderly Conduct	14	0				
Driving Under the Influence	70	1				
Drunkenness	0	0				
Family Offenses (Nonviolent)	2	0				
Liquor Law Violations	3	1				
Peeping Tom	0	0				
Trespass of Real Property	10	0				
All Other Offenses	159	1				
<b>Total Group B</b>	<b>258</b>	<b>3</b>				

(\*) Offenses are counted using the FBI Units of Count for Crime

(\*\*) The 'Arrests' column shows arrests made for incidents during the selected period, regardless of arrest date. Arrest counts for the same period may change over time.

## Searsport PD - ME0140200 - NIBRS Agency Crime Overview - 2022

2022 Population Estimate	2,663	Offenses (*)		Arrests (**)		
		Reported	Cleared	Adult	Juvenile	
<b>Offense Overview</b>		<b>Group A Offenses</b>				
		<b>Crimes Against Persons</b>				
Offense Total	12	Murder and Nonnegligent Manslaughter	0	0	0	0
Number Cleared	3	Negligent Manslaughter	0	0	0	0
Percent Cleared	25.00 %	Kidnapping/Abduction	0	0	0	0
Group A Crimes per 100,000 population	450.6	Rape	0	0	0	0
		Sodomy	0	0	0	0
		Sexual Assault With An Object	0	0	0	0
		Fondling	0	0	0	0
		Incest	0	0	0	0
		Statutory Rape	0	0	0	0
<b>Arrest Overview</b>		<b>Crimes Against Property</b>				
Total Arrests	9	Aggravated Assault	0	0	1	0
Adult Arrests	9	Simple Assault	3	2	1	0
Juvenile Arrests	0	Intimidation	1	0	0	0
Unknown Age	0	Human Trafficking, Commercial Sex Acts	0	0	0	0
Arrests per 100,000 population	338.0	Human Trafficking, Involuntary Servitude	0	0	0	0
		<b>Crimes Against Property</b>				
		Arson	0	0	0	0
		Bribery	0	0	0	0
		Burglary/Breaking & Entering	0	0	0	0
		Counterfeiting/Forgery	0	0	0	0
		Destruction/Damage/Vandalism of Property	0	0	0	0
		Embezzlement	0	0	0	0
		Extortion/Blackmail	0	0	0	0
		False Pretenses/Swindle/Confidence Game	2	1	0	0
		Credit Card/Automated Teller Machine Fraud	0	0	0	0
		Impersonation	0	0	0	0
		Welfare Fraud	0	0	0	0
		Wire Fraud	0	0	0	0
		Identity Theft	0	0	0	0
		Hacking/Computer Invasion	0	0	0	0
		Robbery	0	0	0	0
		Pocket-picking	0	0	0	0
		Purse-snatching	0	0	0	0
		Shoplifting	0	0	0	0
		Theft From Building	0	0	0	0
		Theft From Coin Operated Machine or Device	0	0	0	0
		Theft From Motor Vehicle	0	0	0	0
		Theft of Motor Vehicle Parts/Accessories	0	0	0	0
		All Other Larceny	5	0	0	0
		Motor Vehicle Theft	1	0	0	0
		Stolen Property Offenses	0	0	0	0
		<b>Crimes Against Society</b>				
		Drug/Narcotic Violations	0	0	0	0
		Drug Equipment Violations	0	0	0	0
		Betting/Wagering	0	0	0	0
		Operating/Promoting/Assisting Gambling	0	0	0	0
		Gambling Equipment Violations	0	0	0	0
		Sports Tampering	0	0	0	0
		Pornography/Obscene Material	0	0	0	0
		Prostitution	0	0	0	0
		Assisting or Promoting Prostitution	0	0	0	0
		Purchasing Prostitution	0	0	0	0
		Weapon Law Violations	0	0	0	0
		Animal Cruelty	0	0	0	0
		<b>Total Group A Offenses</b>	<b>12</b>	<b>3</b>	<b>2</b>	<b>0</b>
<b>Group B Arrests</b>						
<b>Offense</b>		<b>Adult</b>	<b>Juvenile</b>			
Bad Checks	0	0	0			
Curfew/Loitering/Vagrancy Violations	0	0	0			
Disorderly Conduct	3	0	0			
Driving Under the Influence	4	0	0			
Drunkenness	0	0	0			
Family Offenses (Nonviolent)	0	0	0			
Liquor Law Violations	0	0	0			
Peeping Tom	0	0	0			
Trespass of Real Property	0	0	0			
All Other Offenses	0	0	0			
<b>Total Group B</b>	<b>7</b>	<b>0</b>	<b>0</b>			

(\*) Offenses are counted using the FBI Units of Count for Crime

(\*\*) The 'Arrests' column shows arrests made for incidents during the selected period, regardless of arrest date. Arrest counts for the same period may change over time.

## Skowhegan PD - ME0130200 - NIBRS Agency Crime Overview - 2022

2022 Population Estimate	8,595	Offenses (*)		Arrests (**)		
		Reported	Cleared	Adult	Juvenile	
<b>Offense Overview</b>		<b>Group A Offenses</b>				
		<b>Crimes Against Persons</b>				
Offense Total	663	Murder and Nonnegligent Manslaughter	1	0	0	0
Number Cleared	221	Negligent Manslaughter	0	0	0	0
Percent Cleared	33.33 %	Kidnapping/Abduction	0	0	0	0
Group A Crimes per 100,000 population	7,713.8	Rape	3	0	0	0
		Sodomy	0	0	0	0
		Sexual Assault With An Object	0	0	0	0
		Fondling	7	1	0	0
		Incest	0	0	0	0
		Statutory Rape	1	0	0	0
<b>Arrest Overview</b>		Aggravated Assault	14	11	8	1
Total Arrests	372	Simple Assault	98	48	32	4
Adult Arrests	352	Intimidation	44	10	3	1
Juvenile Arrests	20	Human Trafficking, Commercial Sex Acts	0	0	0	0
Unknown Age	0	Human Trafficking, Involuntary Servitude	0	0	0	0
Arrests per 100,000 population	4,328.1	<b>Crimes Against Property</b>				
		Arson	1	0	0	0
		Bribery	0	0	0	0
		Burglary/Breaking & Entering	16	4	3	0
		Counterfeiting/Forgery	4	2	2	0
		Destruction/Damage/Vandalism of Property	101	19	3	3
		Embezzlement	0	0	0	0
		Extortion/Blackmail	1	0	0	0
		False Pretenses/Swindle/Confidence Game	34	7	4	0
		Credit Card/Automated Teller Machine Fraud	1	0	0	0
		Impersonation	0	0	0	0
		Welfare Fraud	0	0	0	0
		Wire Fraud	0	0	0	0
		Identity Theft	0	0	0	0
		Hacking/Computer Invasion	0	0	0	0
		Robbery	1	0	0	0
		Pocket-picking	0	0	0	0
		Purse-snatching	0	0	0	0
		Shoplifting	6	0	0	0
		Theft From Building	1	0	0	0
		Theft From Coin Operated Machine or Device	0	0	0	0
		Theft From Motor Vehicle	22	4	3	0
		Theft of Motor Vehicle Parts/Accessories	1	0	0	0
		All Other Larceny	214	46	41	0
		Motor Vehicle Theft	15	6	4	0
		Stolen Property Offenses	0	0	0	0
		<b>Crimes Against Society</b>				
		Drug/Narcotic Violations	54	47	38	2
		Drug Equipment Violations	14	8	4	0
		Betting/Wagering	0	0	0	0
		Operating/Promoting/Assisting Gambling	2	2	1	0
		Gambling Equipment Violations	0	0	0	0
		Sports Tampering	0	0	0	0
		Pornography/Obscene Material	2	1	0	1
		Prostitution	0	0	0	0
		Assisting or Promoting Prostitution	0	0	0	0
		Purchasing Prostitution	0	0	0	0
		Weapon Law Violations	4	4	1	0
		Animal Cruelty	1	1	1	0
		<b>Total Group A Offenses</b>	<b>663</b>	<b>221</b>	<b>148</b>	<b>12</b>
<b>Group B Arrests</b>						
<b>Offense</b>	<b>Adult</b>	<b>Juvenile</b>				
Bad Checks	11	0				
Curfew/Loitering/Vagrancy Violations	0	0				
Disorderly Conduct	7	2				
Driving Under the Influence	47	0				
Drunkenness	0	0				
Family Offenses (Nonviolent)	0	0				
Liquor Law Violations	0	0				
Peeping Tom	0	0				
Trespass of Real Property	8	1				
All Other Offenses	131	5				
<b>Total Group B</b>	<b>204</b>	<b>8</b>				

(\*) Offenses are counted using the FBI Units of Count for Crime

(\*\*) The 'Arrests' column shows arrests made for incidents during the selected period, regardless of arrest date. Arrest counts for the same period may change over time.

This report is valid as of September 25, 2023 and is subject to change

## Somerset SO - ME0130000 - NIBRS Agency Crime Overview - 2022

2022 Population Estimate	31,886	Offenses (*)		Arrests (**)		
		Reported	Cleared	Adult	Juvenile	
<b>Offense Overview</b>		<b>Group A Offenses</b>				
		<b>Crimes Against Persons</b>				
Offense Total	845	Murder and Nonnegligent Manslaughter	0	0	0	0
Number Cleared	407	Negligent Manslaughter	1	0	0	0
Percent Cleared	48.17 %	Kidnapping/Abduction	0	0	0	0
Group A Crimes per 100,000 population	2,650.1	Rape	10	3	2	0
		Sodomy	0	0	0	0
		Sexual Assault With An Object	0	0	0	0
		Fondling	7	2	3	0
		Incest	2	2	0	0
<b>Arrest Overview</b>		Statutory Rape	1	1	2	0
Total Arrests	612	Aggravated Assault	11	9	6	1
Adult Arrests	588	Simple Assault	194	126	63	3
Juvenile Arrests	24	Intimidation	69	51	13	1
Unknown Age	0	Human Trafficking, Commercial Sex Acts	0	0	0	0
Arrests per 100,000 population	1,919.3	Human Trafficking, Involuntary Servitude	0	0	0	0
		<b>Crimes Against Property</b>				
		Arson	1	1	0	0
Average number offenses/incident	1.11	Bribery	0	0	0	0
		Burglary/Breaking & Entering	52	13	8	3
		Counterfeiting/Forgery	8	5	2	0
		Destruction/Damage/Vandalism of Property	137	53	17	1
		Embezzlement	0	0	0	0
		Extortion/Blackmail	0	0	0	0
		False Pretenses/Swindle/Confidence Game	23	11	5	0
		Credit Card/Automated Teller Machine Fraud	6	1	0	0
		Impersonation	1	0	0	0
		Welfare Fraud	0	0	0	0
		Wire Fraud	0	0	0	0
		Identity Theft	0	0	0	0
		Hacking/Computer Invasion	0	0	0	0
		Robbery	0	0	0	0
		Pocket-picking	0	0	0	0
		Purse-snatching	0	0	0	0
		Shoplifting	2	0	0	0
		Theft From Building	7	4	1	0
		Theft From Coin Operated Machine or Device	0	0	0	0
		Theft From Motor Vehicle	13	2	1	0
		Theft of Motor Vehicle Parts/Accessories	0	0	0	0
		All Other Larceny	223	67	41	3
		Motor Vehicle Theft	22	10	6	0
		Stolen Property Offenses	0	0	0	0
		<b>Crimes Against Society</b>				
		Drug/Narcotic Violations	43	38	36	0
		Drug Equipment Violations	3	2	0	0
		Betting/Wagering	0	0	0	0
		Operating/Promoting/Assisting Gambling	0	0	0	0
		Gambling Equipment Violations	0	0	0	0
		Sports Tampering	0	0	0	0
		Pornography/Obscene Material	3	1	0	0
		Prostitution	0	0	0	0
		Assisting or Promoting Prostitution	0	0	0	0
		Purchasing Prostitution	0	0	0	0
		Weapon Law Violations	6	5	0	0
		Animal Cruelty	0	0	0	0
		<b>Total Group A Offenses</b>	<b>845</b>	<b>407</b>	<b>206</b>	<b>12</b>
<b>Group B Arrests</b>						
<b>Offense</b>	<b>Adult</b>	<b>Juvenile</b>				
Bad Checks	1	0				
Curfew/Loitering/Vagrancy Violations	0	0				
Disorderly Conduct	11	1				
Driving Under the Influence	95	1				
Drunkenness	0	0				
Family Offenses (Nonviolent)	3	0				
Liquor Law Violations	0	3				
Peeping Tom	0	0				
Trespass of Real Property	11	1				
All Other Offenses	261	6				
<b>Total Group B</b>	<b>382</b>	<b>12</b>				

(\*) Offenses are counted using the FBI Units of Count for Crime

(\*\*) The 'Arrests' column shows arrests made for incidents during the selected period, regardless of arrest date. Arrest counts for the same period may change over time.

## South Berwick PD - ME0161300 - NIBRS Agency Crime Overview - 2022

2022 Population Estimate	7,653	Offenses (*)		Arrests (**)		
		Reported	Cleared	Adult	Juvenile	
<b>Offense Overview</b>		<b>Group A Offenses</b>				
		<b>Crimes Against Persons</b>				
Offense Total	104	Murder and Nonnegligent Manslaughter	0	0	0	0
Number Cleared	28	Negligent Manslaughter	0	0	0	0
Percent Cleared	26.92 %	Kidnapping/Abduction	0	0	0	0
Group A Crimes per 100,000 population	1,358.9	Rape	3	1	0	0
		Sodomy	1	0	0	0
		Sexual Assault With An Object	0	0	0	0
		Fondling	0	0	0	0
		Incest	0	0	0	0
		Statutory Rape	0	0	0	0
<b>Arrest Overview</b>		Aggravated Assault	1	1	2	0
Total Arrests	77	Simple Assault	23	8	6	2
Adult Arrests	69	Intimidation	2	0	0	0
Juvenile Arrests	8	Human Trafficking, Commercial Sex Acts	0	0	0	0
Unknown Age	0	Human Trafficking, Involuntary Servitude	0	0	0	0
Arrests per 100,000 population	1,006.1	<b>Crimes Against Property</b>				
		Arson	2	0	0	0
		Bribery	0	0	0	0
		Burglary/Breaking & Entering	3	1	1	0
		Counterfeiting/Forgery	1	0	0	0
		Destruction/Damage/Vandalism of Property	17	3	1	0
		Embezzlement	0	0	0	0
		Extortion/Blackmail	0	0	0	0
		False Pretenses/Swindle/Confidence Game	5	0	0	0
		Credit Card/Automated Teller Machine Fraud	3	0	0	0
		Impersonation	0	0	0	0
		Welfare Fraud	0	0	0	0
		Wire Fraud	6	0	0	0
		Identity Theft	1	0	0	0
		Hacking/Computer Invasion	0	0	0	0
		Robbery	0	0	0	0
		Pocket-picking	0	0	0	0
		Purse-snatching	0	0	0	0
		Shoplifting	0	0	2	0
		Theft From Building	2	0	0	0
		Theft From Coin Operated Machine or Device	0	0	0	0
		Theft From Motor Vehicle	3	0	0	0
		Theft of Motor Vehicle Parts/Accessories	1	0	0	0
		All Other Larceny	15	4	1	1
		Motor Vehicle Theft	1	0	0	0
		Stolen Property Offenses	0	0	0	0
		<b>Crimes Against Society</b>				
		Drug/Narcotic Violations	13	9	4	2
		Drug Equipment Violations	0	0	0	0
		Betting/Wagering	0	0	0	0
		Operating/Promoting/Assisting Gambling	0	0	0	0
		Gambling Equipment Violations	0	0	0	0
		Sports Tampering	0	0	0	0
		Pornography/Obscene Material	0	0	0	0
		Prostitution	0	0	0	0
		Assisting or Promoting Prostitution	0	0	0	0
		Purchasing Prostitution	0	0	0	0
		Weapon Law Violations	1	1	0	0
		Animal Cruelty	0	0	0	0
		<b>Total Group A Offenses</b>	<b>104</b>	<b>28</b>	<b>17</b>	<b>5</b>
<b>Group B Arrests</b>						
<b>Offense</b>	<b>Adult</b>	<b>Juvenile</b>				
Bad Checks	0	0				
Curfew/Loitering/Vagrancy Violations	0	0				
Disorderly Conduct	3	2				
Driving Under the Influence	20	0				
Drunkenness	0	0				
Family Offenses (Nonviolent)	0	0				
Liquor Law Violations	3	1				
Peeping Tom	0	0				
Trespass of Real Property	0	0				
All Other Offenses	26	0				
<b>Total Group B</b>	<b>52</b>	<b>3</b>				

(\*) Offenses are counted using the FBI Units of Count for Crime

(\*\*) The 'Arrests' column shows arrests made for incidents during the selected period, regardless of arrest date. Arrest counts for the same period may change over time.

## South Portland PD - ME0030600 - NIBRS Agency Crime Overview - 2022

2022 Population Estimate	27,445	Offenses (*)		Arrests (**)		
		Reported	Cleared	Adult	Juvenile	
<b>Offense Overview</b>		<b>Group A Offenses</b>				
		<b>Crimes Against Persons</b>				
Offense Total	1,038	Murder and Nonnegligent Manslaughter	0	0	0	0
Number Cleared	342	Negligent Manslaughter	0	0	0	0
Percent Cleared	32.95 %	Kidnapping/Abduction	0	0	0	0
Group A Crimes per 100,000 population	3,782.1	Rape	10	0	0	0
		Sodomy	0	0	0	0
		Sexual Assault With An Object	0	0	0	0
		Fondling	11	0	0	0
		Incest	0	0	0	0
		Statutory Rape	1	0	0	0
<b>Arrest Overview</b>		<b>Crimes Against Property</b>				
Total Arrests	583	Aggravated Assault	24	16	11	2
Adult Arrests	520	Simple Assault	104	51	40	7
Juvenile Arrests	63	Intimidation	47	22	11	2
Unknown Age	0	Human Trafficking, Commercial Sex Acts	0	0	0	0
Arrests per 100,000 population	2,124.2	Human Trafficking, Involuntary Servitude	0	0	0	0
		Arson	3	3	0	3
		Bribery	0	0	0	0
		Burglary/Breaking & Entering	26	4	4	0
		Counterfeiting/Forgery	11	0	0	0
		Destruction/Damage/Vandalism of Property	145	28	11	4
		Embezzlement	0	0	0	0
		Extortion/Blackmail	3	0	0	0
		False Pretenses/Swindle/Confidence Game	20	1	1	0
		Credit Card/Automated Teller Machine Fraud	18	1	1	0
		Impersonation	3	1	0	1
		Welfare Fraud	1	1	0	0
		Wire Fraud	11	0	0	0
		Identity Theft	2	0	0	0
		Hacking/Computer Invasion	0	0	0	0
		Robbery	9	2	2	1
		Pocket-picking	0	0	0	0
		Purse-snatching	4	1	1	0
		Shoplifting	187	103	100	8
		Theft From Building	25	2	2	0
		Theft From Coin Operated Machine or Device	0	0	0	0
		Theft From Motor Vehicle	86	2	1	0
		Theft of Motor Vehicle Parts/Accessories	17	1	0	1
		All Other Larceny	111	12	7	2
		Motor Vehicle Theft	48	10	3	7
		Stolen Property Offenses	12	4	3	0
		<b>Crimes Against Society</b>				
		Drug/Narcotic Violations	79	66	63	2
		Drug Equipment Violations	2	2	0	0
		Betting/Wagering	0	0	0	0
		Operating/Promoting/Assisting Gambling	0	0	0	0
		Gambling Equipment Violations	0	0	0	0
		Sports Tampering	0	0	0	0
		Pornography/Obscene Material	9	1	1	0
		Prostitution	2	2	2	0
		Assisting or Promoting Prostitution	4	4	4	0
		Purchasing Prostitution	0	0	0	0
		Weapon Law Violations	3	2	1	0
		Animal Cruelty	0	0	0	0
		<b>Total Group A Offenses</b>	<b>1,038</b>	<b>342</b>	<b>269</b>	<b>40</b>
<b>Group B Arrests</b>						
<b>Offense</b>	<b>Adult</b>	<b>Juvenile</b>				
Bad Checks	0	0				
Curfew/Loitering/Vagrancy Violations	0	0				
Disorderly Conduct	5	0				
Driving Under the Influence	95	0				
Drunkenness	1	0				
Family Offenses (Nonviolent)	7	0				
Liquor Law Violations	2	2				
Peeping Tom	0	0				
Trespass of Real Property	22	12				
All Other Offenses	119	9				
<b>Total Group B</b>	<b>251</b>	<b>23</b>				

(\*) Offenses are counted using the FBI Units of Count for Crime

(\*\*) The 'Arrests' column shows arrests made for incidents during the selected period, regardless of arrest date. Arrest counts for the same period may change over time.

## South West Harbor PD - ME0050800 - NIBRS Agency Crime Overview - 2022

2022 Population Estimate	1,836	Offenses (*)		Arrests (**)		
		Reported	Cleared	Adult	Juvenile	
<b>Offense Overview</b>		<b>Group A Offenses</b>				
		<b>Crimes Against Persons</b>				
Offense Total	17	Murder and Nonnegligent Manslaughter	0	0	0	0
Number Cleared	3	Negligent Manslaughter	0	0	0	0
Percent Cleared	17.65 %	Kidnapping/Abduction	0	0	0	0
Group A Crimes per 100,000 population	925.9	Rape	0	0	0	0
		Sodomy	0	0	0	0
		Sexual Assault With An Object	0	0	0	0
		Fondling	0	0	0	0
		Incest	0	0	0	0
		Statutory Rape	0	0	0	0
<b>Arrest Overview</b>		Aggravated Assault	0	0	0	0
Total Arrests	2	Simple Assault	0	0	0	0
Adult Arrests	2	Intimidation	0	0	0	0
Juvenile Arrests	0	Human Trafficking, Commercial Sex Acts	0	0	0	0
Unknown Age	0	Human Trafficking, Involuntary Servitude	0	0	0	0
Arrests per 100,000 population	108.9	<b>Crimes Against Property</b>				
		Arson	0	0	0	0
		Bribery	0	0	0	0
		Burglary/Breaking & Entering	2	0	0	0
		Counterfeiting/Forgery	0	0	0	0
		Destruction/Damage/Vandalism of Property	1	0	0	0
		Embezzlement	0	0	0	0
		Extortion/Blackmail	0	0	0	0
		False Pretenses/Swindle/Confidence Game	2	1	0	0
		Credit Card/Automated Teller Machine Fraud	0	0	0	0
		Impersonation	0	0	0	0
		Welfare Fraud	0	0	0	0
		Wire Fraud	1	0	0	0
		Identity Theft	0	0	0	0
		Hacking/Computer Invasion	0	0	0	0
		Robbery	0	0	0	0
		Pocket-picking	0	0	0	0
		Purse-snatching	0	0	0	0
		Shoplifting	0	0	0	0
		Theft From Building	1	1	0	0
		Theft From Coin Operated Machine or Device	0	0	0	0
		Theft From Motor Vehicle	0	0	0	0
		Theft of Motor Vehicle Parts/Accessories	0	0	0	0
		All Other Larceny	4	1	0	0
		Motor Vehicle Theft	0	0	0	0
		Stolen Property Offenses	0	0	0	0
		<b>Crimes Against Society</b>				
		Drug/Narcotic Violations	6	0	0	0
		Drug Equipment Violations	0	0	0	0
		Betting/Wagering	0	0	0	0
		Operating/Promoting/Assisting Gambling	0	0	0	0
		Gambling Equipment Violations	0	0	0	0
		Sports Tampering	0	0	0	0
		Pornography/Obscene Material	0	0	0	0
		Prostitution	0	0	0	0
		Assisting or Promoting Prostitution	0	0	0	0
		Purchasing Prostitution	0	0	0	0
		Weapon Law Violations	0	0	0	0
		Animal Cruelty	0	0	0	0
		<b>Total Group A Offenses</b>	<b>17</b>	<b>3</b>	<b>0</b>	<b>0</b>
<b>Group B Arrests</b>						
<b>Offense</b>	<b>Adult</b>	<b>Juvenile</b>				
Bad Checks	0	0				
Curfew/Loitering/Vagrancy Violations	0	0				
Disorderly Conduct	0	0				
Driving Under the Influence	1	0				
Drunkenness	0	0				
Family Offenses (Nonviolent)	0	0				
Liquor Law Violations	0	0				
Peeping Tom	0	0				
Trespass of Real Property	0	0				
All Other Offenses	1	0				
<b>Total Group B</b>	<b>2</b>	<b>0</b>				

(\*) Offenses are counted using the FBI Units of Count for Crime

(\*\*) The 'Arrests' column shows arrests made for incidents during the selected period, regardless of arrest date. Arrest counts for the same period may change over time.

**Thomaston PD - ME0070300 - NIBRS Agency Crime Overview - 2022**

2022 Population Estimate	2,816	Offenses (*)		Arrests (**)		
		Reported	Cleared	Adult	Juvenile	
<b>Offense Overview</b>		<b>Group A Offenses</b>				
		<b>Crimes Against Persons</b>				
Offense Total	46	Murder and Nonnegligent Manslaughter	0	0	0	0
Number Cleared	0	Negligent Manslaughter	0	0	0	0
Percent Cleared	0.00 %	Kidnapping/Abduction	0	0	0	0
Group A Crimes per 100,000 population	1,633.5	Rape	0	0	0	0
		Sodomy	0	0	0	0
		Sexual Assault With An Object	0	0	0	0
		Fondling	0	0	0	0
		Incest	0	0	0	0
		Statutory Rape	0	0	0	0
<b>Arrest Overview</b>		Aggravated Assault	1	0	0	0
Total Arrests	8	Simple Assault	4	0	0	0
Adult Arrests	8	Intimidation	2	0	0	0
Juvenile Arrests	0	Human Trafficking, Commercial Sex Acts	0	0	0	0
Unknown Age	0	Human Trafficking, Involuntary Servitude	0	0	0	0
Arrests per 100,000 population	284.1	<b>Crimes Against Property</b>				
		Arson	0	0	0	0
		Bribery	0	0	0	0
		Burglary/Breaking & Entering	2	0	0	0
		Counterfeiting/Forgery	0	0	0	0
		Destruction/Damage/Vandalism of Property	1	0	0	0
		Embezzlement	0	0	0	0
		Extortion/Blackmail	0	0	0	0
		False Pretenses/Swindle/Confidence Game	1	0	0	0
		Credit Card/Automated Teller Machine Fraud	0	0	0	0
		Impersonation	0	0	0	0
		Welfare Fraud	0	0	0	0
		Wire Fraud	0	0	0	0
		Identity Theft	0	0	0	0
		Hacking/Computer Invasion	0	0	0	0
		Robbery	0	0	0	0
		Pocket-picking	0	0	0	0
		Purse-snatching	0	0	0	0
		Shoplifting	1	0	0	0
		Theft From Building	0	0	0	0
		Theft From Coin Operated Machine or Device	0	0	0	0
		Theft From Motor Vehicle	1	0	0	0
		Theft of Motor Vehicle Parts/Accessories	0	0	0	0
		All Other Larceny	31	0	0	0
		Motor Vehicle Theft	1	0	0	0
		Stolen Property Offenses	0	0	0	0
		<b>Crimes Against Society</b>				
		Drug/Narcotic Violations	1	0	0	0
		Drug Equipment Violations	0	0	0	0
		Betting/Wagering	0	0	0	0
		Operating/Promoting/Assisting Gambling	0	0	0	0
		Gambling Equipment Violations	0	0	0	0
		Sports Tampering	0	0	0	0
		Pornography/Obscene Material	0	0	0	0
		Prostitution	0	0	0	0
		Assisting or Promoting Prostitution	0	0	0	0
		Purchasing Prostitution	0	0	0	0
		Weapon Law Violations	0	0	0	0
		Animal Cruelty	0	0	0	0
		<b>Total Group A Offenses</b>	<b>46</b>	<b>0</b>	<b>0</b>	<b>0</b>
<b>Group B Arrests</b>						
<b>Offense</b>	<b>Adult</b>	<b>Juvenile</b>				
Bad Checks	0	0				
Curfew/Loitering/Vagrancy Violations	0	0				
Disorderly Conduct	0	0				
Driving Under the Influence	3	0				
Drunkenness	0	0				
Family Offenses (Nonviolent)	0	0				
Liquor Law Violations	0	0				
Peeping Tom	0	0				
Trespass of Real Property	1	0				
All Other Offenses	4	0				
<b>Total Group B</b>	<b>8</b>	<b>0</b>				

(\*) Offenses are counted using the FBI Units of Count for Crime

(\*\*) The 'Arrests' column shows arrests made for incidents during the selected period, regardless of arrest date. Arrest counts for the same period may change over time.



**Topsham PD - ME0120200 - NIBRS Agency Crime Overview - 2022**

2022 Population Estimate	9,680	Offenses (*)		Arrests (**)		
		Reported	Cleared	Adult	Juvenile	
<b>Offense Overview</b>		<b>Group A Offenses</b>				
		<b>Crimes Against Persons</b>				
Offense Total	261	Murder and Nonnegligent Manslaughter	0	0	0	0
Number Cleared	133	Negligent Manslaughter	0	0	0	0
Percent Cleared	50.96 %	Kidnapping/Abduction	0	0	0	0
Group A Crimes per 100,000 population	2,696.3	Rape	1	0	0	0
		Sodomy	0	0	0	0
		Sexual Assault With An Object	0	0	0	0
		Fondling	0	0	0	0
		Incest	0	0	0	0
		Statutory Rape	0	0	0	0
<b>Arrest Overview</b>		Aggravated Assault	3	2	0	1
Total Arrests	195	Simple Assault	38	36	15	6
Adult Arrests	170	Intimidation	38	27	2	0
Juvenile Arrests	25	Human Trafficking, Commercial Sex Acts	0	0	0	0
Unknown Age	0	Human Trafficking, Involuntary Servitude	0	0	0	0
Arrests per 100,000 population	2,014.5	<b>Crimes Against Property</b>				
		Arson	1	1	1	0
		Bribery	0	0	0	0
		Burglary/Breaking & Entering	8	5	2	0
		Counterfeiting/Forgery	4	2	0	0
		Destruction/Damage/Vandalism of Property	23	12	4	0
		Embezzlement	0	0	1	0
		Extortion/Blackmail	0	0	0	0
		False Pretenses/Swindle/Confidence Game	24	3	0	0
		Credit Card/Automated Teller Machine Fraud	2	0	0	0
		Impersonation	0	0	0	0
		Welfare Fraud	0	0	0	0
		Wire Fraud	1	0	0	0
		Identity Theft	0	0	0	0
		Hacking/Computer Invasion	0	0	0	0
		Robbery	1	0	0	0
		Pocket-picking	0	0	0	0
		Purse-snatching	2	0	0	0
		Shoplifting	33	17	0	0
		Theft From Building	1	0	0	0
		Theft From Coin Operated Machine or Device	1	0	0	0
		Theft From Motor Vehicle	5	0	1	0
		Theft of Motor Vehicle Parts/Accessories	2	0	0	0
		All Other Larceny	57	14	31	3
		Motor Vehicle Theft	3	2	2	0
		Stolen Property Offenses	0	0	0	0
		<b>Crimes Against Society</b>				
		Drug/Narcotic Violations	9	9	7	1
		Drug Equipment Violations	0	0	0	0
		Betting/Wagering	0	0	0	0
		Operating/Promoting/Assisting Gambling	0	0	0	0
		Gambling Equipment Violations	0	0	0	0
		Sports Tampering	0	0	0	0
		Pornography/Obscene Material	0	0	0	0
		Prostitution	0	0	0	0
		Assisting or Promoting Prostitution	0	0	0	0
		Purchasing Prostitution	0	0	0	0
		Weapon Law Violations	4	3	0	1
		Animal Cruelty	0	0	0	0
		<b>Total Group A Offenses</b>	<b>261</b>	<b>133</b>	<b>66</b>	<b>12</b>
<b>Group B Arrests</b>						
<b>Offense</b>	<b>Adult</b>	<b>Juvenile</b>				
Bad Checks	0	0				
Curfew/Loitering/Vagrancy Violations	0	0				
Disorderly Conduct	2	0				
Driving Under the Influence	30	2				
Drunkenness	0	0				
Family Offenses (Nonviolent)	3	0				
Liquor Law Violations	8	9				
Peeping Tom	0	0				
Trespass of Real Property	1	1				
All Other Offenses	60	1				
<b>Total Group B</b>	<b>104</b>	<b>13</b>				

(\*) Offenses are counted using the FBI Units of Count for Crime

(\*\*) The 'Arrests' column shows arrests made for incidents during the selected period, regardless of arrest date. Arrest counts for the same period may change over time.

**UMF PD - ME0040600 - NIBRS Agency Crime Overview - 2022**

2022 Population Estimate	N/A	Offenses (*)		Arrests (**)		
		Reported	Cleared	Adult	Juvenile	
<b>Offense Overview</b>		<b>Group A Offenses</b>				
		<b>Crimes Against Persons</b>				
Offense Total	45	Murder and Nonnegligent Manslaughter	0	0	0	0
Number Cleared	5	Negligent Manslaughter	0	0	0	0
Percent Cleared	11.11 %	Kidnapping/Abduction	0	0	0	0
Group A Crimes per 100,000 population	N/A	Rape	1	0	0	0
		Sodomy	0	0	0	0
		Sexual Assault With An Object	0	0	0	0
		Fondling	0	0	0	0
		Incest	0	0	0	0
		Statutory Rape	0	0	0	0
<b>Arrest Overview</b>		<b>Crimes Against Property</b>				
Total Arrests	8	Arson	0	0	0	0
Adult Arrests	6	Bribery	0	0	0	0
Juvenile Arrests	2	Burglary/Breaking & Entering	2	1	0	1
Unknown Age	0	Counterfeiting/Forgery	0	0	0	0
Arrests per 100,000 population	N/A	Destruction/Damage/Vandalism of Property	12	0	0	1
Average number offenses/incident	1.29	Embezzlement	0	0	0	0
		Extortion/Blackmail	0	0	0	0
		False Pretenses/Swindle/Confidence Game	0	0	0	0
		Credit Card/Automated Teller Machine Fraud	0	0	0	0
		Impersonation	0	0	0	0
		Welfare Fraud	0	0	0	0
		Wire Fraud	0	0	0	0
		Identity Theft	0	0	0	0
		Hacking/Computer Invasion	0	0	0	0
		Robbery	0	0	0	0
		Pocket-picking	0	0	0	0
		Purse-snatching	0	0	0	0
		Shoplifting	0	0	0	0
		Theft From Building	0	0	0	0
		Theft From Coin Operated Machine or Device	0	0	0	0
		Theft From Motor Vehicle	0	0	0	0
		Theft of Motor Vehicle Parts/Accessories	0	0	0	0
		All Other Larceny	12	0	0	0
		Motor Vehicle Theft	1	1	0	0
		Stolen Property Offenses	0	0	0	0
		<b>Crimes Against Society</b>				
		Drug/Narcotic Violations	12	3	3	0
		Drug Equipment Violations	5	0	0	0
		Betting/Wagering	0	0	0	0
		Operating/Promoting/Assisting Gambling	0	0	0	0
		Gambling Equipment Violations	0	0	0	0
		Sports Tampering	0	0	0	0
		Pornography/Obscene Material	0	0	0	0
		Prostitution	0	0	0	0
		Assisting or Promoting Prostitution	0	0	0	0
		Purchasing Prostitution	0	0	0	0
		Weapon Law Violations	0	0	0	0
		Animal Cruelty	0	0	0	0
		<b>Total Group A Offenses</b>	<b>45</b>	<b>5</b>	<b>3</b>	<b>2</b>
<b>Group B Arrests</b>						
<b>Offense</b>	<b>Adult</b>	<b>Juvenile</b>				
Bad Checks	0	0				
Curfew/Loitering/Vagrancy Violations	0	0				
Disorderly Conduct	1	0				
Driving Under the Influence	0	0				
Drunkenness	0	0				
Family Offenses (Nonviolent)	0	0				
Liquor Law Violations	0	0				
Peeping Tom	0	0				
Trespass of Real Property	0	0				
All Other Offenses	2	0				
<b>Total Group B</b>	<b>3</b>	<b>0</b>				

(\*) Offenses are counted using the FBI Units of Count for Crime

(\*\*) The 'Arrests' column shows arrests made for incidents during the selected period, regardless of arrest date. Arrest counts for the same period may change over time.

**UMO DPS - ME0101800 - NIBRS Agency Crime Overview - 2022**

2022 Population Estimate	N/A	Offenses (*)		Arrests (**)		
		Reported	Cleared	Adult	Juvenile	
<b>Offense Overview</b>		<b>Group A Offenses</b>				
		<b>Crimes Against Persons</b>				
Offense Total	144	Murder and Nonnegligent Manslaughter	0	0	0	0
Number Cleared	5	Negligent Manslaughter	0	0	0	0
Percent Cleared	3.47 %	Kidnapping/Abduction	0	0	0	0
Group A Crimes per 100,000 population	N/A	Rape	0	0	0	0
		Sodomy	0	0	0	0
		Sexual Assault With An Object	0	0	0	0
		Fondling	1	0	0	0
		Incest	0	0	0	0
		Statutory Rape	0	0	0	0
<b>Arrest Overview</b>		Aggravated Assault	0	0	0	0
Total Arrests	11	Simple Assault	7	3	3	0
Adult Arrests	11	Intimidation	21	0	0	0
Juvenile Arrests	0	Human Trafficking, Commercial Sex Acts	0	0	0	0
Unknown Age	0	Human Trafficking, Involuntary Servitude	0	0	0	0
Arrests per 100,000 population	N/A	<b>Crimes Against Property</b>				
		Arson	0	0	0	0
		Bribery	0	0	0	0
		Burglary/Breaking & Entering	0	0	0	0
		Counterfeiting/Forgery	1	0	0	0
		Destruction/Damage/Vandalism of Property	55	0	0	0
		Embezzlement	0	0	0	0
		Extortion/Blackmail	1	0	0	0
		False Pretenses/Swindle/Confidence Game	2	0	0	0
		Credit Card/Automated Teller Machine Fraud	0	0	0	0
		Impersonation	0	0	0	0
		Welfare Fraud	0	0	0	0
		Wire Fraud	0	0	0	0
		Identity Theft	0	0	0	0
		Hacking/Computer Invasion	0	0	0	0
		Robbery	0	0	0	0
		Pocket-picking	0	0	0	0
		Purse-snatching	0	0	0	0
		Shoplifting	1	0	0	0
		Theft From Building	10	0	0	0
		Theft From Coin Operated Machine or Device	0	0	0	0
		Theft From Motor Vehicle	4	0	0	0
		Theft of Motor Vehicle Parts/Accessories	0	0	0	0
		All Other Larceny	19	0	0	0
		Motor Vehicle Theft	0	0	0	0
		Stolen Property Offenses	0	0	0	0
		<b>Crimes Against Society</b>				
		Drug/Narcotic Violations	18	1	1	0
		Drug Equipment Violations	3	1	0	0
		Betting/Wagering	0	0	0	0
		Operating/Promoting/Assisting Gambling	0	0	0	0
		Gambling Equipment Violations	0	0	0	0
		Sports Tampering	0	0	0	0
		Pornography/Obscene Material	1	0	0	0
		Prostitution	0	0	0	0
		Assisting or Promoting Prostitution	0	0	0	0
		Purchasing Prostitution	0	0	0	0
		Weapon Law Violations	0	0	0	0
		Animal Cruelty	0	0	0	0
		<b>Total Group A Offenses</b>	<b>144</b>	<b>5</b>	<b>4</b>	<b>0</b>
<b>Group B Arrests</b>						
<b>Offense</b>	<b>Adult</b>	<b>Juvenile</b>				
Bad Checks	0	0				
Curfew/Loitering/Vagrancy Violations	0	0				
Disorderly Conduct	0	0				
Driving Under the Influence	1	0				
Drunkenness	0	0				
Family Offenses (Nonviolent)	0	0				
Liquor Law Violations	3	0				
Peeping Tom	0	0				
Trespass of Real Property	2	0				
All Other Offenses	1	0				
<b>Total Group B</b>	<b>7</b>	<b>0</b>				

(\*) Offenses are counted using the FBI Units of Count for Crime

(\*\*) The 'Arrests' column shows arrests made for incidents during the selected period, regardless of arrest date. Arrest counts for the same period may change over time.

**USM - Gorham - ME0031800 - NIBRS Agency Crime Overview - 2022**

2022 Population Estimate	N/A	Offenses (*)		Arrests (**)		
		Reported	Cleared	Adult	Juvenile	
<b>Offense Overview</b>		<b>Group A Offenses</b>				
		<b>Crimes Against Persons</b>				
Offense Total	46	Murder and Nonnegligent Manslaughter	0	0	0	0
Number Cleared	3	Negligent Manslaughter	0	0	0	0
Percent Cleared	6.52 %	Kidnapping/Abduction	0	0	0	0
Group A Crimes per 100,000 population	N/A	Rape	2	1	1	0
		Sodomy	0	0	0	0
		Sexual Assault With An Object	0	0	0	0
		Fondling	1	1	1	0
		Incest	0	0	0	0
		Statutory Rape	0	0	0	0
<b>Arrest Overview</b>		<b>Crimes Against Property</b>				
Total Arrests	5	Aggravated Assault	0	0	0	0
Adult Arrests	5	Simple Assault	5	1	0	0
Juvenile Arrests	0	Intimidation	1	0	0	0
Unknown Age	0	Human Trafficking, Commercial Sex Acts	0	0	0	0
Arrests per 100,000 population	N/A	Human Trafficking, Involuntary Servitude	0	0	0	0
Average number offenses/incident	1.07					
		Arson	0	0	0	0
		Bribery	0	0	0	0
		Burglary/Breaking & Entering	0	0	0	0
		Counterfeiting/Forgery	0	0	0	0
		Destruction/Damage/Vandalism of Property	15	0	0	0
		Embezzlement	0	0	0	0
		Extortion/Blackmail	3	0	0	0
		False Pretenses/Swindle/Confidence Game	0	0	0	0
		Credit Card/Automated Teller Machine Fraud	1	0	0	0
		Impersonation	0	0	0	0
		Welfare Fraud	0	0	0	0
		Wire Fraud	0	0	0	0
		Identity Theft	0	0	0	0
		Hacking/Computer Invasion	0	0	0	0
		Robbery	0	0	0	0
		Pocket-picking	0	0	0	0
		Purse-snatching	0	0	0	0
		Shoplifting	0	0	0	0
		Theft From Building	3	0	0	0
		Theft From Coin Operated Machine or Device	1	0	0	0
		Theft From Motor Vehicle	1	0	0	0
		Theft of Motor Vehicle Parts/Accessories	0	0	0	0
		All Other Larceny	7	0	0	0
		Motor Vehicle Theft	1	0	0	0
		Stolen Property Offenses	0	0	0	0
		<b>Crimes Against Society</b>				
		Drug/Narcotic Violations	4	0	0	0
		Drug Equipment Violations	1	0	0	0
		Betting/Wagering	0	0	0	0
		Operating/Promoting/Assisting Gambling	0	0	0	0
		Gambling Equipment Violations	0	0	0	0
		Sports Tampering	0	0	0	0
		Pornography/Obscene Material	0	0	0	0
		Prostitution	0	0	0	0
		Assisting or Promoting Prostitution	0	0	0	0
		Purchasing Prostitution	0	0	0	0
		Weapon Law Violations	0	0	0	0
		Animal Cruelty	0	0	0	0
		<b>Total Group A Offenses</b>	<b>46</b>	<b>3</b>	<b>2</b>	<b>0</b>
<b>Group B Arrests</b>						
<b>Offense</b>	<b>Adult</b>	<b>Juvenile</b>				
Bad Checks	0	0				
Curfew/Loitering/Vagrancy Violations	0	0				
Disorderly Conduct	1	0				
Driving Under the Influence	1	0				
Drunkenness	0	0				
Family Offenses (Nonviolent)	0	0				
Liquor Law Violations	0	0				
Peeping Tom	0	0				
Trespass of Real Property	0	0				
All Other Offenses	1	0				
<b>Total Group B</b>	<b>3</b>	<b>0</b>				

(\*) Offenses are counted using the FBI Units of Count for Crime

(\*\*) The 'Arrests' column shows arrests made for incidents during the selected period, regardless of arrest date. Arrest counts for the same period may change over time.

## Veazie PD - ME0101300 - NIBRS Agency Crime Overview - 2022

2022 Population Estimate	1,807	Offenses (*)		Arrests (**)		
		Reported	Cleared	Adult	Juvenile	
<b>Offense Overview</b>		<b>Group A Offenses</b>				
		<b>Crimes Against Persons</b>				
Offense Total	13	Murder and Nonnegligent Manslaughter	0	0	0	0
Number Cleared	6	Negligent Manslaughter	0	0	0	0
Percent Cleared	46.15 %	Kidnapping/Abduction	0	0	0	0
Group A Crimes per 100,000 population	719.4	Rape	0	0	0	0
		Sodomy	0	0	0	0
		Sexual Assault With An Object	0	0	0	0
		Fondling	0	0	0	0
		Incest	0	0	0	0
		Statutory Rape	0	0	0	0
<b>Arrest Overview</b>		Aggravated Assault	0	0	0	0
Total Arrests	10	Simple Assault	0	0	0	0
Adult Arrests	10	Intimidation	2	1	1	0
Juvenile Arrests	0	Human Trafficking, Commercial Sex Acts	0	0	0	0
Unknown Age	0	Human Trafficking, Involuntary Servitude	0	0	0	0
Arrests per 100,000 population	553.4	<b>Crimes Against Property</b>				
		Arson	0	0	0	0
		Bribery	0	0	0	0
		Burglary/Breaking & Entering	0	0	0	0
		Counterfeiting/Forgery	0	0	0	0
		Destruction/Damage/Vandalism of Property	3	1	0	0
		Embezzlement	0	0	0	0
		Extortion/Blackmail	0	0	0	0
		False Pretenses/Swindle/Confidence Game	2	0	1	0
		Credit Card/Automated Teller Machine Fraud	0	0	0	0
		Impersonation	0	0	0	0
		Welfare Fraud	0	0	0	0
		Wire Fraud	0	0	0	0
		Identity Theft	0	0	0	0
		Hacking/Computer Invasion	0	0	0	0
		Robbery	0	0	0	0
		Pocket-picking	0	0	0	0
		Purse-snatching	0	0	0	0
		Shoplifting	0	0	0	0
		Theft From Building	0	0	0	0
		Theft From Coin Operated Machine or Device	0	0	0	0
		Theft From Motor Vehicle	1	0	0	0
		Theft of Motor Vehicle Parts/Accessories	1	0	0	0
		All Other Larceny	1	1	0	0
		Motor Vehicle Theft	1	1	1	0
		Stolen Property Offenses	0	0	0	0
		<b>Crimes Against Society</b>				
		Drug/Narcotic Violations	2	2	2	0
		Drug Equipment Violations	0	0	0	0
		Betting/Wagering	0	0	0	0
		Operating/Promoting/Assisting Gambling	0	0	0	0
		Gambling Equipment Violations	0	0	0	0
		Sports Tampering	0	0	0	0
		Pornography/Obscene Material	0	0	0	0
		Prostitution	0	0	0	0
		Assisting or Promoting Prostitution	0	0	0	0
		Purchasing Prostitution	0	0	0	0
		Weapon Law Violations	0	0	0	0
		Animal Cruelty	0	0	0	0
		<b>Total Group A Offenses</b>	<b>13</b>	<b>6</b>	<b>5</b>	<b>0</b>
<b>Group B Arrests</b>						
<b>Offense</b>	<b>Adult</b>	<b>Juvenile</b>				
Bad Checks	0	0				
Curfew/Loitering/Vagrancy Violations	0	0				
Disorderly Conduct	2	0				
Driving Under the Influence	0	0				
Drunkenness	0	0				
Family Offenses (Nonviolent)	0	0				
Liquor Law Violations	0	0				
Peeping Tom	0	0				
Trespass of Real Property	0	0				
All Other Offenses	3	0				
<b>Total Group B</b>	<b>5</b>	<b>0</b>				

(\*) Offenses are counted using the FBI Units of Count for Crime

(\*\*) The 'Arrests' column shows arrests made for incidents during the selected period, regardless of arrest date. Arrest counts for the same period may change over time.

Waldo SO - ME0140000 - NIBRS Agency Crime Overview - 2022

2022 Population Estimate	29,990	Offenses (*)		Arrests (**)		
		Reported	Cleared	Adult	Juvenile	
<b>Offense Overview</b>		<b>Group A Offenses</b>				
<b>Offense Total</b>		<b>Crimes Against Persons</b>				
Offense Total	167	Murder and Nonnegligent Manslaughter	0	0	0	0
Number Cleared	131	Negligent Manslaughter	0	0	0	0
Percent Cleared	78.44 %	Kidnapping/Abduction	2	2	1	0
Group A Crimes per 100,000 population	556.9	Rape	0	0	0	0
		Sodomy	0	0	0	0
		Sexual Assault With An Object	0	0	0	0
		Fondling	0	0	0	0
		Incest	0	0	0	0
		Statutory Rape	0	0	0	0
<b>Arrest Overview</b>		Aggravated Assault	3	2	3	1
Total Arrests	210	Simple Assault	58	51	42	2
Adult Arrests	196	Intimidation	18	16	15	0
Juvenile Arrests	14	Human Trafficking, Commercial Sex Acts	0	0	0	0
Unknown Age	0	Human Trafficking, Involuntary Servitude	0	0	0	0
Arrests per 100,000 population	700.2	<b>Crimes Against Property</b>				
		Arson	0	0	0	0
		Bribery	0	0	0	0
		Burglary/Breaking & Entering	9	5	3	1
		Counterfeiting/Forgery	0	0	0	0
		Destruction/Damage/Vandalism of Property	1	1	0	0
		Embezzlement	0	0	0	0
		Extortion/Blackmail	0	0	0	0
		False Pretenses/Swindle/Confidence Game	0	0	0	0
		Credit Card/Automated Teller Machine Fraud	0	0	0	0
		Impersonation	0	0	0	0
		Welfare Fraud	0	0	0	0
		Wire Fraud	0	0	0	0
		Identity Theft	0	0	0	0
		Hacking/Computer Invasion	0	0	0	0
		Robbery	1	0	0	0
		Pocket-picking	0	0	0	0
		Purse-snatching	0	0	0	0
		Shoplifting	1	1	0	0
		Theft From Building	0	0	0	0
		Theft From Coin Operated Machine or Device	0	0	0	0
		Theft From Motor Vehicle	1	1	2	0
		Theft of Motor Vehicle Parts/Accessories	0	0	0	0
		All Other Larceny	35	20	19	2
		Motor Vehicle Theft	7	4	2	1
		Stolen Property Offenses	1	1	1	0
		<b>Crimes Against Society</b>				
		Drug/Narcotic Violations	24	22	15	4
		Drug Equipment Violations	1	1	0	0
		Betting/Wagering	0	0	0	0
		Operating/Promoting/Assisting Gambling	0	0	0	0
		Gambling Equipment Violations	0	0	0	0
		Sports Tampering	0	0	0	0
		Pornography/Obscene Material	0	0	0	0
		Prostitution	0	0	0	0
		Assisting or Promoting Prostitution	0	0	0	0
		Purchasing Prostitution	0	0	0	0
		Weapon Law Violations	5	4	1	0
		Animal Cruelty	0	0	0	0
		<b>Total Group A Offenses</b>	<b>167</b>	<b>131</b>	<b>104</b>	<b>11</b>
<b>Group B Arrests</b>						
<b>Offense</b>	<b>Adult</b>	<b>Juvenile</b>				
Bad Checks	0	0				
Curfew/Loitering/Vagrancy Violations	0	0				
Disorderly Conduct	25	2				
Driving Under the Influence	56	1				
Drunkenness	0	0				
Family Offenses (Nonviolent)	1	0				
Liquor Law Violations	0	0				
Peeping Tom	0	0				
Trespass of Real Property	1	0				
All Other Offenses	9	0				
<b>Total Group B</b>	<b>92</b>	<b>3</b>				

(\*) Offenses are counted using the FBI Units of Count for Crime

(\*\*) The 'Arrests' column shows arrests made for incidents during the selected period, regardless of arrest date. Arrest counts for the same period may change over time.

## Waldoboro PD - ME0080300 - NIBRS Agency Crime Overview - 2022

2022 Population Estimate	5,314	Offenses (*)		Arrests (**)		
		Reported	Cleared	Adult	Juvenile	
<b>Offense Overview</b>		<b>Group A Offenses</b>				
		<b>Crimes Against Persons</b>				
Offense Total	104	Murder and Nonnegligent Manslaughter	0	0	0	0
Number Cleared	39	Negligent Manslaughter	0	0	0	0
Percent Cleared	37.50 %	Kidnapping/Abduction	0	0	0	0
Group A Crimes per 100,000 population	1,957.1	Rape	0	0	0	0
		Sodomy	0	0	0	0
		Sexual Assault With An Object	0	0	0	0
		Fondling	1	0	0	0
		Incest	0	0	0	0
		Statutory Rape	0	0	0	0
<b>Arrest Overview</b>		Aggravated Assault	1	1	1	0
Total Arrests	92	Simple Assault	18	8	6	0
Adult Arrests	89	Intimidation	12	10	4	2
Juvenile Arrests	3	Human Trafficking, Commercial Sex Acts	0	0	0	0
Unknown Age	0	Human Trafficking, Involuntary Servitude	0	0	0	0
Arrests per 100,000 population	1,731.3	<b>Crimes Against Property</b>				
		Arson	0	0	0	0
		Bribery	0	0	0	0
		Burglary/Breaking & Entering	7	3	3	0
		Counterfeiting/Forgery	2	1	0	0
		Destruction/Damage/Vandalism of Property	28	7	3	0
		Embezzlement	0	0	0	0
		Extortion/Blackmail	0	0	0	0
		False Pretenses/Swindle/Confidence Game	1	0	0	0
		Credit Card/Automated Teller Machine Fraud	1	0	0	0
		Impersonation	1	0	0	0
		Welfare Fraud	0	0	0	0
		Wire Fraud	0	0	0	0
		Identity Theft	0	0	0	0
		Hacking/Computer Invasion	0	0	0	0
		Robbery	0	0	0	0
		Pocket-picking	0	0	0	0
		Purse-snatching	0	0	0	0
		Shoplifting	0	0	0	0
		Theft From Building	0	0	0	0
		Theft From Coin Operated Machine or Device	0	0	0	0
		Theft From Motor Vehicle	0	0	0	0
		Theft of Motor Vehicle Parts/Accessories	0	0	0	0
		All Other Larceny	27	7	6	1
		Motor Vehicle Theft	1	0	0	0
		Stolen Property Offenses	0	0	0	0
		<b>Crimes Against Society</b>				
		Drug/Narcotic Violations	3	2	0	0
		Drug Equipment Violations	0	0	0	0
		Betting/Wagering	0	0	0	0
		Operating/Promoting/Assisting Gambling	0	0	0	0
		Gambling Equipment Violations	0	0	0	0
		Sports Tampering	0	0	0	0
		Pornography/Obscene Material	1	0	0	0
		Prostitution	0	0	0	0
		Assisting or Promoting Prostitution	0	0	0	0
		Purchasing Prostitution	0	0	0	0
		Weapon Law Violations	0	0	0	0
		Animal Cruelty	0	0	0	0
		<b>Total Group A Offenses</b>	<b>104</b>	<b>39</b>	<b>23</b>	<b>3</b>
<b>Group B Arrests</b>						
<b>Offense</b>	<b>Adult</b>	<b>Juvenile</b>				
Bad Checks	1	0				
Curfew/Loitering/Vagrancy Violations	0	0				
Disorderly Conduct	1	0				
Driving Under the Influence	15	0				
Drunkenness	0	0				
Family Offenses (Nonviolent)	0	0				
Liquor Law Violations	0	0				
Peeping Tom	0	0				
Trespass of Real Property	1	0				
All Other Offenses	48	0				
<b>Total Group B</b>	<b>66</b>	<b>0</b>				

(\*) Offenses are counted using the FBI Units of Count for Crime

(\*\*) The 'Arrests' column shows arrests made for incidents during the selected period, regardless of arrest date. Arrest counts for the same period may change over time.

## Washburn PD - ME0021600 - NIBRS Agency Crime Overview - 2022

2022 Population Estimate	1,498	Offenses (*)		Arrests (**)		
		Reported	Cleared	Adult	Juvenile	
<b>Offense Overview</b>		<b>Group A Offenses</b>				
		<b>Crimes Against Persons</b>				
Offense Total	17	Murder and Nonnegligent Manslaughter	0	0	0	0
Number Cleared	13	Negligent Manslaughter	0	0	0	0
Percent Cleared	76.47 %	Kidnapping/Abduction	0	0	0	0
Group A Crimes per 100,000 population	1,134.8	Rape	0	0	1	0
		Sodomy	2	2	0	0
		Sexual Assault With An Object	0	0	0	0
		Fondling	2	1	1	0
		Incest	0	0	0	0
<b>Arrest Overview</b>		Statutory Rape	1	1	1	0
Total Arrests	40	Aggravated Assault	1	1	1	0
Adult Arrests	39	Simple Assault	8	6	6	0
Juvenile Arrests	0	Intimidation	0	0	0	0
Unknown Age	1	Human Trafficking, Commercial Sex Acts	0	0	0	0
Arrests per 100,000 population	2,670.2	Human Trafficking, Involuntary Servitude	0	0	0	0
		<b>Crimes Against Property</b>				
		Arson	0	0	0	0
Average number offenses/incident	1.06	Bribery	0	0	0	0
		Burglary/Breaking & Entering	0	0	0	0
		Counterfeiting/Forgery	0	0	0	0
		Destruction/Damage/Vandalism of Property	1	1	1	0
		Embezzlement	0	0	0	0
		Extortion/Blackmail	0	0	0	0
		False Pretenses/Swindle/Confidence Game	0	0	0	0
		Credit Card/Automated Teller Machine Fraud	0	0	0	0
		Impersonation	0	0	0	0
		Welfare Fraud	0	0	0	0
		Wire Fraud	0	0	0	0
		Identity Theft	0	0	0	0
		Hacking/Computer Invasion	0	0	0	0
		Robbery	0	0	0	0
		Pocket-picking	0	0	0	0
		Purse-snatching	0	0	0	0
		Shoplifting	0	0	0	0
		Theft From Building	0	0	0	0
		Theft From Coin Operated Machine or Device	0	0	0	0
		Theft From Motor Vehicle	0	0	0	0
		Theft of Motor Vehicle Parts/Accessories	0	0	0	0
		All Other Larceny	1	0	0	0
		Motor Vehicle Theft	0	0	0	0
		Stolen Property Offenses	0	0	0	0
		<b>Crimes Against Society</b>				
		Drug/Narcotic Violations	0	0	0	0
		Drug Equipment Violations	0	0	0	0
		Betting/Wagering	0	0	0	0
		Operating/Promoting/Assisting Gambling	0	0	0	0
		Gambling Equipment Violations	0	0	0	0
		Sports Tampering	0	0	0	0
		Pornography/Obscene Material	0	0	0	0
		Prostitution	0	0	0	0
		Assisting or Promoting Prostitution	0	0	0	0
		Purchasing Prostitution	0	0	0	0
		Weapon Law Violations	1	1	1	0
		Animal Cruelty	0	0	0	0
		<b>Total Group A Offenses</b>	<b>17</b>	<b>13</b>	<b>12</b>	<b>0</b>
<b>Group B Arrests</b>						
<b>Offense</b>	<b>Adult</b>	<b>Juvenile</b>				
Bad Checks	0	0				
Curfew/Loitering/Vagrancy Violations	0	0				
Disorderly Conduct	1	0				
Driving Under the Influence	2	0				
Drunkenness	0	0				
Family Offenses (Nonviolent)	0	0				
Liquor Law Violations	0	0				
Peeping Tom	0	0				
Trespass of Real Property	0	0				
All Other Offenses	24	0				
<b>Total Group B</b>	<b>27</b>	<b>0</b>				

(\*) Offenses are counted using the FBI Units of Count for Crime

(\*\*) The 'Arrests' column shows arrests made for incidents during the selected period, regardless of arrest date. Arrest counts for the same period may change over time.



## Washington SO - ME0150000 - NIBRS Agency Crime Overview - 2022

2022 Population Estimate	22,399	Offenses (*)		Arrests (**)		
		Reported	Cleared	Adult	Juvenile	
<b>Offense Overview</b>		<b>Group A Offenses</b>				
		<b>Crimes Against Persons</b>				
Offense Total	323	Murder and Nonnegligent Manslaughter	0	0	0	0
Number Cleared	129	Negligent Manslaughter	0	0	0	0
Percent Cleared	39.94 %	Kidnapping/Abduction	2	0	0	0
Group A Crimes per 100,000 population	1,442.0	Rape	11	2	1	0
		Sodomy	0	0	0	0
		Sexual Assault With An Object	0	0	0	0
		Fondling	6	0	0	0
		Incest	0	0	0	0
		Statutory Rape	1	0	0	0
<b>Arrest Overview</b>		Aggravated Assault	9	6	4	0
Total Arrests	258	Simple Assault	69	38	32	1
Adult Arrests	255	Intimidation	49	14	9	0
Juvenile Arrests	3	Human Trafficking, Commercial Sex Acts	0	0	0	0
Unknown Age	0	Human Trafficking, Involuntary Servitude	0	0	0	0
Arrests per 100,000 population	1,151.8	<b>Crimes Against Property</b>				
		Arson	1	0	0	0
		Bribery	0	0	0	0
		Burglary/Breaking & Entering	19	1	1	0
		Counterfeiting/Forgery	1	1	1	0
		Destruction/Damage/Vandalism of Property	25	14	4	1
		Embezzlement	0	0	0	0
		Extortion/Blackmail	0	0	0	0
		False Pretenses/Swindle/Confidence Game	13	0	0	0
		Credit Card/Automated Teller Machine Fraud	2	1	0	0
		Impersonation	2	0	0	0
		Welfare Fraud	0	0	0	0
		Wire Fraud	0	0	0	0
		Identity Theft	1	0	0	0
		Hacking/Computer Invasion	1	0	0	0
		Robbery	0	0	0	0
		Pocket-picking	0	0	0	0
		Purse-snatching	0	0	0	0
		Shoplifting	4	2	2	0
		Theft From Building	12	2	1	0
		Theft From Coin Operated Machine or Device	0	0	0	0
		Theft From Motor Vehicle	7	3	1	0
		Theft of Motor Vehicle Parts/Accessories	2	0	0	0
		All Other Larceny	31	5	5	0
		Motor Vehicle Theft	11	3	1	0
		Stolen Property Offenses	1	0	0	0
		<b>Crimes Against Society</b>				
		Drug/Narcotic Violations	39	33	32	0
		Drug Equipment Violations	2	2	0	0
		Betting/Wagering	0	0	0	0
		Operating/Promoting/Assisting Gambling	0	0	0	0
		Gambling Equipment Violations	0	0	0	0
		Sports Tampering	0	0	0	0
		Pornography/Obscene Material	0	0	0	0
		Prostitution	0	0	0	0
		Assisting or Promoting Prostitution	0	0	0	0
		Purchasing Prostitution	0	0	0	0
		Weapon Law Violations	2	2	2	0
		Animal Cruelty	0	0	0	0
		<b>Total Group A Offenses</b>	<b>323</b>	<b>129</b>	<b>96</b>	<b>2</b>
<b>Group B Arrests</b>						
<b>Offense</b>	<b>Adult</b>	<b>Juvenile</b>				
Bad Checks	0	0				
Curfew/Loitering/Vagrancy Violations	0	0				
Disorderly Conduct	9	0				
Driving Under the Influence	54	1				
Drunkenness	1	0				
Family Offenses (Nonviolent)	1	0				
Liquor Law Violations	2	0				
Peeping Tom	0	0				
Trespass of Real Property	5	0				
All Other Offenses	87	0				
<b>Total Group B</b>	<b>159</b>	<b>1</b>				

(\*) Offenses are counted using the FBI Units of Count for Crime

(\*\*) The 'Arrests' column shows arrests made for incidents during the selected period, regardless of arrest date. Arrest counts for the same period may change over time.

## Waterville PD - ME0060400 - NIBRS Agency Crime Overview - 2022

2022 Population Estimate	15,972	Offenses (*)		Arrests (**)		
		Reported	Cleared	Adult	Juvenile	
<b>Offense Overview</b>		<b>Group A Offenses</b>				
		<b>Crimes Against Persons</b>				
Offense Total	1,398	Murder and Nonnegligent Manslaughter	0	0	0	0
Number Cleared	718	Negligent Manslaughter	0	0	0	0
Percent Cleared	51.36 %	Kidnapping/Abduction	0	0	0	0
Group A Crimes per 100,000 population	8,752.8	Rape	14	2	0	1
		Sodomy	1	0	0	0
		Sexual Assault With An Object	0	0	0	0
		Fondling	11	0	0	0
		Incest	1	0	0	0
		Statutory Rape	4	0	0	0
<b>Arrest Overview</b>		Aggravated Assault	15	8	6	0
Total Arrests	1,181	Simple Assault	165	140	103	10
Adult Arrests	1,137	Intimidation	51	35	19	4
Juvenile Arrests	44	Human Trafficking, Commercial Sex Acts	0	0	0	0
Unknown Age	0	Human Trafficking, Involuntary Servitude	0	0	0	0
Arrests per 100,000 population	7,394.2	<b>Crimes Against Property</b>				
		Arson	1	1	0	0
		Bribery	0	0	0	0
		Burglary/Breaking & Entering	47	8	4	3
		Counterfeiting/Forgery	12	1	1	0
		Destruction/Damage/Vandalism of Property	193	68	36	6
		Embezzlement	1	0	0	0
		Extortion/Blackmail	0	0	0	0
		False Pretenses/Swindle/Confidence Game	45	17	16	1
		Credit Card/Automated Teller Machine Fraud	16	2	1	0
		Impersonation	0	0	0	0
		Welfare Fraud	0	0	0	0
		Wire Fraud	0	0	0	0
		Identity Theft	0	0	0	0
		Hacking/Computer Invasion	0	0	0	0
		Robbery	3	1	1	0
		Pocket-picking	0	0	0	0
		Purse-snatching	0	0	0	0
		Shoplifting	245	179	178	5
		Theft From Building	1	1	1	0
		Theft From Coin Operated Machine or Device	0	0	0	0
		Theft From Motor Vehicle	87	8	6	0
		Theft of Motor Vehicle Parts/Accessories	0	0	0	0
		All Other Larceny	336	119	104	1
		Motor Vehicle Theft	20	4	1	0
		Stolen Property Offenses	0	0	0	0
		<b>Crimes Against Society</b>				
		Drug/Narcotic Violations	117	116	77	0
		Drug Equipment Violations	0	0	0	0
		Betting/Wagering	0	0	0	0
		Operating/Promoting/Assisting Gambling	0	0	0	0
		Gambling Equipment Violations	0	0	0	0
		Sports Tampering	0	0	0	0
		Pornography/Obscene Material	3	0	0	0
		Prostitution	0	0	0	0
		Assisting or Promoting Prostitution	0	0	0	0
		Purchasing Prostitution	0	0	0	0
		Weapon Law Violations	9	8	3	0
		Animal Cruelty	0	0	0	0
		<b>Total Group A Offenses</b>	<b>1,398</b>	<b>718</b>	<b>557</b>	<b>31</b>
<b>Group B Arrests</b>						
<b>Offense</b>	<b>Adult</b>	<b>Juvenile</b>				
Bad Checks	1	0				
Curfew/Loitering/Vagrancy Violations	0	0				
Disorderly Conduct	8	0				
Driving Under the Influence	123	0				
Drunkenness	0	0				
Family Offenses (Nonviolent)	2	0				
Liquor Law Violations	14	8				
Peeping Tom	0	0				
Trespass of Real Property	27	0				
All Other Offenses	405	5				
<b>Total Group B</b>	<b>580</b>	<b>13</b>				

(\*) Offenses are counted using the FBI Units of Count for Crime

(\*\*) The 'Arrests' column shows arrests made for incidents during the selected period, regardless of arrest date. Arrest counts for the same period may change over time.

**Wells PD - ME0161400 - NIBRS Agency Crime Overview - 2022**

2022 Population Estimate	11,760	Offenses (*)		Arrests (**)		
		Reported	Cleared	Adult	Juvenile	
<b>Offense Overview</b>		<b>Group A Offenses</b>				
		<b>Crimes Against Persons</b>				
Offense Total	303	Murder and Nonnegligent Manslaughter	1	1	0	0
Number Cleared	118	Negligent Manslaughter	0	0	0	0
Percent Cleared	38.94 %	Kidnapping/Abduction	0	0	0	0
Group A Crimes per 100,000 population	2,576.5	Rape	2	0	0	0
		Sodomy	0	0	0	0
		Sexual Assault With An Object	0	0	0	0
		Fondling	0	0	0	0
		Incest	0	0	0	0
		Statutory Rape	0	0	0	0
<b>Arrest Overview</b>		<b>Crimes Against Property</b>				
Total Arrests	328	Aggravated Assault	7	7	1	1
Adult Arrests	308	Simple Assault	51	38	25	2
Juvenile Arrests	20	Intimidation	25	14	6	1
Unknown Age	0	Human Trafficking, Commercial Sex Acts	0	0	0	0
Arrests per 100,000 population	2,789.1	Human Trafficking, Involuntary Servitude	0	0	0	0
		<b>Crimes Against Society</b>				
		Arson	0	0	0	0
		Bribery	0	0	0	0
		Burglary/Breaking & Entering	6	1	0	0
		Counterfeiting/Forgery	4	0	0	0
		Destruction/Damage/Vandalism of Property	41	7	3	6
		Embezzlement	2	2	1	0
		Extortion/Blackmail	3	0	0	0
		False Pretenses/Swindle/Confidence Game	44	5	3	1
		Credit Card/Automated Teller Machine Fraud	1	1	1	0
		Impersonation	0	0	0	0
		Welfare Fraud	0	0	0	0
		Wire Fraud	0	0	0	0
		Identity Theft	5	0	0	0
		Hacking/Computer Invasion	0	0	0	0
		Robbery	0	0	0	0
		Pocket-picking	0	0	0	0
		Purse-snatching	0	0	0	0
		Shoplifting	20	12	11	0
		Theft From Building	11	3	0	0
		Theft From Coin Operated Machine or Device	0	0	0	0
		Theft From Motor Vehicle	6	1	0	0
		Theft of Motor Vehicle Parts/Accessories	4	1	0	0
		All Other Larceny	42	9	3	0
		Motor Vehicle Theft	6	0	0	0
		Stolen Property Offenses	0	0	0	0
		<b>Crimes Against Society</b>				
		Drug/Narcotic Violations	18	15	12	0
		Drug Equipment Violations	1	0	0	0
		Betting/Wagering	0	0	0	0
		Operating/Promoting/Assisting Gambling	0	0	0	0
		Gambling Equipment Violations	0	0	0	0
		Sports Tampering	0	0	0	0
		Pornography/Obscene Material	2	0	0	0
		Prostitution	0	0	0	0
		Assisting or Promoting Prostitution	0	0	0	0
		Purchasing Prostitution	0	0	0	0
		Weapon Law Violations	1	1	0	0
		Animal Cruelty	0	0	0	0
		<b>Total Group A Offenses</b>	<b>303</b>	<b>118</b>	<b>66</b>	<b>11</b>
<b>Group B Arrests</b>						
<b>Offense</b>	<b>Adult</b>	<b>Juvenile</b>				
Bad Checks	0	0				
Curfew/Loitering/Vagrancy Violations	0	0				
Disorderly Conduct	10	0				
Driving Under the Influence	79	0				
Drunkenness	2	0				
Family Offenses (Nonviolent)	1	0				
Liquor Law Violations	1	0				
Peeping Tom	0	0				
Trespass of Real Property	6	0				
All Other Offenses	143	9				
<b>Total Group B</b>	<b>242</b>	<b>9</b>				

(\*) Offenses are counted using the FBI Units of Count for Crime

(\*\*) The 'Arrests' column shows arrests made for incidents during the selected period, regardless of arrest date. Arrest counts for the same period may change over time.

Westbrook PD - ME0030800 - NIBRS Agency Crime Overview - 2022

2022 Population Estimate	20,741	Offenses (*)		Arrests (**)		
		Reported	Cleared	Adult	Juvenile	
<b>Offense Overview</b>		<b>Group A Offenses</b>				
		<b>Crimes Against Persons</b>				
Offense Total	770	Murder and Nonnegligent Manslaughter	0	0	0	0
Number Cleared	349	Negligent Manslaughter	0	0	0	0
Percent Cleared	45.32 %	Kidnapping/Abduction	0	0	0	0
Group A Crimes per 100,000 population	3,712.5	Rape	8	1	0	0
		Sodomy	0	0	0	0
		Sexual Assault With An Object	0	0	0	0
		Fondling	10	2	2	0
		Incest	0	0	0	0
<b>Arrest Overview</b>		Statutory Rape	0	0	0	0
Total Arrests	610	Aggravated Assault	20	11	10	0
Adult Arrests	567	Simple Assault	102	65	44	13
Juvenile Arrests	43	Intimidation	47	27	11	3
Unknown Age	0	Human Trafficking, Commercial Sex Acts	0	0	0	0
Arrests per 100,000 population	2,941.0	Human Trafficking, Involuntary Servitude	0	0	0	0
		<b>Crimes Against Property</b>				
		Arson	0	0	0	0
Average number offenses/incident	1.23	Bribery	0	0	0	0
		Burglary/Breaking & Entering	31	11	7	1
		Counterfeiting/Forgery	19	3	2	0
		Destruction/Damage/Vandalism of Property	102	24	7	3
		Embezzlement	0	0	0	0
		Extortion/Blackmail	2	0	0	0
		False Pretenses/Swindle/Confidence Game	45	3	4	0
		Credit Card/Automated Teller Machine Fraud	19	3	1	0
		Impersonation	0	0	0	0
		Welfare Fraud	0	0	0	0
		Wire Fraud	2	1	0	0
		Identity Theft	0	0	0	0
		Hacking/Computer Invasion	0	0	0	0
		Robbery	8	6	4	0
		Pocket-picking	0	0	0	0
		Purse-snatching	1	0	0	0
		Shoplifting	54	38	38	4
		Theft From Building	12	1	1	1
		Theft From Coin Operated Machine or Device	0	0	0	0
		Theft From Motor Vehicle	36	6	1	0
		Theft of Motor Vehicle Parts/Accessories	15	2	0	0
		All Other Larceny	71	11	2	1
		Motor Vehicle Theft	23	9	5	1
		Stolen Property Offenses	1	1	1	2
		<b>Crimes Against Society</b>				
		Drug/Narcotic Violations	134	118	78	1
		Drug Equipment Violations	0	0	0	0
		Betting/Wagering	0	0	0	0
		Operating/Promoting/Assisting Gambling	0	0	0	0
		Gambling Equipment Violations	0	0	0	0
		Sports Tampering	0	0	0	0
		Pornography/Obscene Material	2	0	0	0
		Prostitution	0	0	0	0
		Assisting or Promoting Prostitution	0	0	0	0
		Purchasing Prostitution	2	2	2	0
		Weapon Law Violations	4	4	1	0
		Animal Cruelty	0	0	0	0
		<b>Total Group A Offenses</b>	<b>770</b>	<b>349</b>	<b>221</b>	<b>30</b>
<b>Group B Arrests</b>						
<b>Offense</b>	<b>Adult</b>	<b>Juvenile</b>				
Bad Checks	1	0				
Curfew/Loitering/Vagrancy Violations	0	0				
Disorderly Conduct	11	4				
Driving Under the Influence	70	0				
Drunkenness	0	0				
Family Offenses (Nonviolent)	0	0				
Liquor Law Violations	11	4				
Peeping Tom	0	0				
Trespass of Real Property	23	1				
All Other Offenses	230	4				
<b>Total Group B</b>	<b>346</b>	<b>13</b>				

(\*) Offenses are counted using the FBI Units of Count for Crime

(\*\*) The 'Arrests' column shows arrests made for incidents during the selected period, regardless of arrest date. Arrest counts for the same period may change over time.

**Wilton PD - ME0040300 - NIBRS Agency Crime Overview - 2022**

2022 Population Estimate	3,913	Offenses (*)		Arrests (**)		
		Reported	Cleared	Adult	Juvenile	
<b>Offense Overview</b>		<b>Group A Offenses</b>				
		<b>Crimes Against Persons</b>				
Offense Total	112	Murder and Nonnegligent Manslaughter	0	0	0	0
Number Cleared	62	Negligent Manslaughter	0	0	0	0
Percent Cleared	55.36 %	Kidnapping/Abduction	0	0	0	0
Group A Crimes per 100,000 population	2,862.3	Rape	0	0	0	0
		Sodomy	0	0	0	0
		Sexual Assault With An Object	0	0	0	0
		Fondling	3	2	1	1
		Incest	0	0	0	0
<b>Arrest Overview</b>		Statutory Rape	0	0	0	0
Total Arrests	125	Aggravated Assault	1	1	1	0
Adult Arrests	119	Simple Assault	16	14	12	1
Juvenile Arrests	6	Intimidation	12	4	1	1
Unknown Age	0	Human Trafficking, Commercial Sex Acts	0	0	0	0
Arrests per 100,000 population	3,194.5	Human Trafficking, Involuntary Servitude	0	0	0	0
		<b>Crimes Against Property</b>				
		Arson	0	0	0	0
Average number offenses/incident	1.14	Bribery	0	0	0	0
		Burglary/Breaking & Entering	4	2	2	0
		Counterfeiting/Forgery	3	2	0	0
		Destruction/Damage/Vandalism of Property	23	9	3	2
		Embezzlement	0	0	0	0
		Extortion/Blackmail	0	0	0	0
		False Pretenses/Swindle/Confidence Game	5	2	2	0
		Credit Card/Automated Teller Machine Fraud	2	0	0	0
		Impersonation	0	0	0	0
		Welfare Fraud	0	0	0	0
		Wire Fraud	0	0	0	0
		Identity Theft	0	0	0	0
		Hacking/Computer Invasion	0	0	0	0
		Robbery	1	1	3	0
		Pocket-picking	0	0	0	0
		Purse-snatching	0	0	0	0
		Shoplifting	0	0	0	0
		Theft From Building	0	0	0	0
		Theft From Coin Operated Machine or Device	0	0	0	0
		Theft From Motor Vehicle	1	1	0	0
		Theft of Motor Vehicle Parts/Accessories	0	0	0	0
		All Other Larceny	23	11	11	0
		Motor Vehicle Theft	5	3	2	0
		Stolen Property Offenses	0	0	0	0
		<b>Crimes Against Society</b>				
		Drug/Narcotic Violations	7	5	6	0
		Drug Equipment Violations	2	2	0	0
		Betting/Wagering	0	0	0	0
		Operating/Promoting/Assisting Gambling	0	0	0	0
		Gambling Equipment Violations	0	0	0	0
		Sports Tampering	0	0	0	0
		Pornography/Obscene Material	0	0	0	0
		Prostitution	1	1	2	0
		Assisting or Promoting Prostitution	0	0	0	0
		Purchasing Prostitution	0	0	0	0
		Weapon Law Violations	3	2	1	0
		Animal Cruelty	0	0	0	0
		<b>Total Group A Offenses</b>	<b>112</b>	<b>62</b>	<b>47</b>	<b>5</b>
<b>Group B Arrests</b>						
<b>Offense</b>	<b>Adult</b>	<b>Juvenile</b>				
Bad Checks	0	0				
Curfew/Loitering/Vagrancy Violations	0	0				
Disorderly Conduct	4	0				
Driving Under the Influence	8	0				
Drunkenness	0	0				
Family Offenses (Nonviolent)	0	0				
Liquor Law Violations	0	0				
Peeping Tom	0	0				
Trespass of Real Property	8	0				
All Other Offenses	52	1				
<b>Total Group B</b>	<b>72</b>	<b>1</b>				

(\*) Offenses are counted using the FBI Units of Count for Crime

(\*\*) The 'Arrests' column shows arrests made for incidents during the selected period, regardless of arrest date. Arrest counts for the same period may change over time.

## Windham PD - ME0031500 - NIBRS Agency Crime Overview - 2022

2022 Population Estimate	19,048	Offenses (*)		Arrests (**)		
		Reported	Cleared	Adult	Juvenile	
<b>Offense Overview</b>		<b>Group A Offenses</b>				
		<b>Crimes Against Persons</b>				
Offense Total	307	Murder and Nonnegligent Manslaughter	0	0	0	0
Number Cleared	146	Negligent Manslaughter	0	0	0	0
Percent Cleared	47.56 %	Kidnapping/Abduction	0	0	0	0
Group A Crimes per 100,000 population	1,611.7	Rape	2	0	0	0
		Sodomy	0	0	0	0
		Sexual Assault With An Object	0	0	0	0
		Fondling	0	0	0	0
		Incest	0	0	0	0
		Statutory Rape	0	0	0	0
<b>Arrest Overview</b>		Aggravated Assault	5	5	4	0
Total Arrests	257	Simple Assault	57	42	35	5
Adult Arrests	241	Intimidation	8	8	7	1
Juvenile Arrests	16	Human Trafficking, Commercial Sex Acts	0	0	0	0
Unknown Age	0	Human Trafficking, Involuntary Servitude	0	0	0	0
Arrests per 100,000 population	1,349.2	<b>Crimes Against Property</b>				
		Arson	0	0	0	0
		Bribery	0	0	0	0
		Burglary/Breaking & Entering	12	2	1	0
		Counterfeiting/Forgery	3	2	3	0
		Destruction/Damage/Vandalism of Property	45	16	7	5
		Embezzlement	0	0	0	0
		Extortion/Blackmail	0	0	0	0
		False Pretenses/Swindle/Confidence Game	5	3	0	0
		Credit Card/Automated Teller Machine Fraud	3	0	0	0
		Impersonation	1	0	0	0
		Welfare Fraud	0	0	0	0
		Wire Fraud	2	0	0	0
		Identity Theft	0	0	0	0
		Hacking/Computer Invasion	0	0	0	0
		Robbery	0	0	0	0
		Pocket-picking	0	0	0	0
		Purse-snatching	0	0	0	0
		Shoplifting	26	19	10	0
		Theft From Building	2	0	0	0
		Theft From Coin Operated Machine or Device	0	0	0	0
		Theft From Motor Vehicle	16	0	0	0
		Theft of Motor Vehicle Parts/Accessories	5	0	0	0
		All Other Larceny	76	19	30	2
		Motor Vehicle Theft	6	0	0	0
		Stolen Property Offenses	0	0	0	0
		<b>Crimes Against Society</b>				
		Drug/Narcotic Violations	29	28	24	1
		Drug Equipment Violations	0	0	0	0
		Betting/Wagering	0	0	0	0
		Operating/Promoting/Assisting Gambling	0	0	0	0
		Gambling Equipment Violations	0	0	0	0
		Sports Tampering	0	0	0	0
		Pornography/Obscene Material	0	0	0	0
		Prostitution	0	0	0	0
		Assisting or Promoting Prostitution	0	0	0	0
		Purchasing Prostitution	0	0	0	0
		Weapon Law Violations	4	2	2	0
		Animal Cruelty	0	0	0	0
		<b>Total Group A Offenses</b>	<b>307</b>	<b>146</b>	<b>123</b>	<b>14</b>
<b>Group B Arrests</b>						
<b>Offense</b>	<b>Adult</b>	<b>Juvenile</b>				
Bad Checks	0	0				
Curfew/Loitering/Vagrancy Violations	0	0				
Disorderly Conduct	4	0				
Driving Under the Influence	37	1				
Drunkenness	0	0				
Family Offenses (Nonviolent)	1	0				
Liquor Law Violations	1	0				
Peeping Tom	0	0				
Trespass of Real Property	4	1				
All Other Offenses	71	0				
<b>Total Group B</b>	<b>118</b>	<b>2</b>				

(\*) Offenses are counted using the FBI Units of Count for Crime

(\*\*) The 'Arrests' column shows arrests made for incidents during the selected period, regardless of arrest date. Arrest counts for the same period may change over time.

## Winslow PD - ME0060700 - NIBRS Agency Crime Overview - 2022

2022 Population Estimate	7,970	Offenses (*)		Arrests (**)		
		Reported	Cleared	Adult	Juvenile	
<b>Offense Overview</b>		<b>Group A Offenses</b>				
		<b>Crimes Against Persons</b>				
Offense Total	314	Murder and Nonnegligent Manslaughter	0	0	0	0
Number Cleared	79	Negligent Manslaughter	0	0	0	0
Percent Cleared	25.16 %	Kidnapping/Abduction	0	0	0	0
Group A Crimes per 100,000 population	3,939.8	Rape	3	0	0	0
		Sodomy	0	0	0	0
		Sexual Assault With An Object	0	0	0	0
		Fondling	1	0	0	0
		Incest	0	0	0	0
		Statutory Rape	0	0	0	0
<b>Arrest Overview</b>		Aggravated Assault	4	3	1	1
Total Arrests	203	Simple Assault	50	18	13	1
Adult Arrests	200	Intimidation	23	2	2	0
Juvenile Arrests	3	Human Trafficking, Commercial Sex Acts	1	0	0	0
Unknown Age	0	Human Trafficking, Involuntary Servitude	0	0	0	0
Arrests per 100,000 population	2,547.1	<b>Crimes Against Property</b>				
		Arson	1	0	0	0
		Bribery	0	0	0	0
		Burglary/Breaking & Entering	5	2	3	0
		Counterfeiting/Forgery	6	1	1	0
		Destruction/Damage/Vandalism of Property	67	13	6	1
		Embezzlement	0	0	0	0
		Extortion/Blackmail	0	0	0	0
		False Pretenses/Swindle/Confidence Game	13	0	0	0
		Credit Card/Automated Teller Machine Fraud	10	1	0	0
		Impersonation	0	0	0	0
		Welfare Fraud	0	0	0	0
		Wire Fraud	0	0	0	0
		Identity Theft	0	0	0	0
		Hacking/Computer Invasion	0	0	0	0
		Robbery	1	1	1	0
		Pocket-picking	0	0	0	0
		Purse-snatching	0	0	0	0
		Shoplifting	5	2	2	0
		Theft From Building	0	0	0	0
		Theft From Coin Operated Machine or Device	0	0	0	0
		Theft From Motor Vehicle	8	1	0	0
		Theft of Motor Vehicle Parts/Accessories	0	0	0	0
		All Other Larceny	82	17	14	0
		Motor Vehicle Theft	4	1	1	0
		Stolen Property Offenses	0	0	0	0
		<b>Crimes Against Society</b>				
		Drug/Narcotic Violations	20	16	10	0
		Drug Equipment Violations	7	1	1	0
		Betting/Wagering	0	0	0	0
		Operating/Promoting/Assisting Gambling	0	0	0	0
		Gambling Equipment Violations	0	0	0	0
		Sports Tampering	0	0	0	0
		Pornography/Obscene Material	1	0	0	0
		Prostitution	0	0	0	0
		Assisting or Promoting Prostitution	0	0	0	0
		Purchasing Prostitution	0	0	0	0
		Weapon Law Violations	2	0	0	0
		Animal Cruelty	0	0	0	0
		<b>Total Group A Offenses</b>	<b>314</b>	<b>79</b>	<b>55</b>	<b>3</b>
<b>Group B Arrests</b>						
<b>Offense</b>	<b>Adult</b>	<b>Juvenile</b>				
Bad Checks	0	0				
Curfew/Loitering/Vagrancy Violations	0	0				
Disorderly Conduct	1	0				
Driving Under the Influence	59	0				
Drunkenness	0	0				
Family Offenses (Nonviolent)	0	0				
Liquor Law Violations	0	0				
Peeping Tom	0	0				
Trespass of Real Property	2	0				
All Other Offenses	83	0				
<b>Total Group B</b>	<b>145</b>	<b>0</b>				

(\*) Offenses are counted using the FBI Units of Count for Crime

(\*\*) The 'Arrests' column shows arrests made for incidents during the selected period, regardless of arrest date. Arrest counts for the same period may change over time.

This report is valid as of September 25, 2023 and is subject to change

## Winter Harbor PD - ME0051500 - NIBRS Agency Crime Overview - 2022

2022 Population Estimate	479	Offenses (*)		Arrests (**)		
		Reported	Cleared	Adult	Juvenile	
<b>Offense Overview</b>		<b>Group A Offenses</b>				
		<b>Crimes Against Persons</b>				
Offense Total	9	Murder and Nonnegligent Manslaughter	1	0	0	0
Number Cleared	3	Negligent Manslaughter	0	0	0	0
Percent Cleared	33.33 %	Kidnapping/Abduction	0	0	0	0
Group A Crimes per 100,000 population	1,878.9	Rape	0	0	0	0
		Sodomy	0	0	0	0
		Sexual Assault With An Object	0	0	0	0
		Fondling	0	0	0	0
		Incest	0	0	0	0
		Statutory Rape	0	0	0	0
<b>Arrest Overview</b>		Aggravated Assault	0	0	0	0
Total Arrests	9	Simple Assault	0	0	0	0
Adult Arrests	9	Intimidation	1	0	0	0
Juvenile Arrests	0	Human Trafficking, Commercial Sex Acts	0	0	0	0
Unknown Age	0	Human Trafficking, Involuntary Servitude	0	0	0	0
Arrests per 100,000 population	1,878.9	<b>Crimes Against Property</b>				
		Arson	0	0	0	0
		Bribery	0	0	0	0
		Burglary/Breaking & Entering	0	0	0	0
		Counterfeiting/Forgery	0	0	0	0
		Destruction/Damage/Vandalism of Property	1	1	0	0
		Embezzlement	0	0	0	0
		Extortion/Blackmail	0	0	0	0
		False Pretenses/Swindle/Confidence Game	1	0	1	0
		Credit Card/Automated Teller Machine Fraud	0	0	0	0
		Impersonation	0	0	0	0
		Welfare Fraud	0	0	0	0
		Wire Fraud	1	1	0	0
		Identity Theft	0	0	0	0
		Hacking/Computer Invasion	0	0	0	0
		Robbery	0	0	0	0
		Pocket-picking	0	0	0	0
		Purse-snatching	0	0	0	0
		Shoplifting	0	0	0	0
		Theft From Building	0	0	0	0
		Theft From Coin Operated Machine or Device	0	0	0	0
		Theft From Motor Vehicle	0	0	0	0
		Theft of Motor Vehicle Parts/Accessories	0	0	0	0
		All Other Larceny	3	0	0	0
		Motor Vehicle Theft	1	1	1	0
		Stolen Property Offenses	0	0	0	0
		<b>Crimes Against Society</b>				
		Drug/Narcotic Violations	0	0	0	0
		Drug Equipment Violations	0	0	0	0
		Betting/Wagering	0	0	0	0
		Operating/Promoting/Assisting Gambling	0	0	0	0
		Gambling Equipment Violations	0	0	0	0
		Sports Tampering	0	0	0	0
		Pornography/Obscene Material	0	0	0	0
		Prostitution	0	0	0	0
		Assisting or Promoting Prostitution	0	0	0	0
		Purchasing Prostitution	0	0	0	0
		Weapon Law Violations	0	0	0	0
		Animal Cruelty	0	0	0	0
		<b>Total Group A Offenses</b>	<b>9</b>	<b>3</b>	<b>2</b>	<b>0</b>
<b>Group B Arrests</b>						
<b>Offense</b>	<b>Adult</b>	<b>Juvenile</b>				
Bad Checks	0	0				
Curfew/Loitering/Vagrancy Violations	0	0				
Disorderly Conduct	1	0				
Driving Under the Influence	1	0				
Drunkenness	0	0				
Family Offenses (Nonviolent)	0	0				
Liquor Law Violations	0	0				
Peeping Tom	0	0				
Trespass of Real Property	0	0				
All Other Offenses	5	0				
<b>Total Group B</b>	<b>7</b>	<b>0</b>				

(\*) Offenses are counted using the FBI Units of Count for Crime

(\*\*) The 'Arrests' column shows arrests made for incidents during the selected period, regardless of arrest date. Arrest counts for the same period may change over time.



## Winthrop PD - ME0060800 - NIBRS Agency Crime Overview - 2022

2022 Population Estimate	6,168	Offenses (*)		Arrests (**)		
		Reported	Cleared	Adult	Juvenile	
<b>Offense Overview</b>		<b>Group A Offenses</b>				
		<b>Crimes Against Persons</b>				
Offense Total	109	Murder and Nonnegligent Manslaughter	0	0	0	0
Number Cleared	53	Negligent Manslaughter	0	0	0	0
Percent Cleared	48.62 %	Kidnapping/Abduction	0	0	0	0
Group A Crimes per 100,000 population	1,767.2	Rape	1	1	0	1
		Sodomy	0	0	0	0
		Sexual Assault With An Object	0	0	0	0
		Fondling	1	0	0	0
		Incest	0	0	0	0
		Statutory Rape	0	0	0	0
<b>Arrest Overview</b>		<b>Crimes Against Property</b>				
Total Arrests	81	Aggravated Assault	4	4	4	0
Adult Arrests	77	Simple Assault	17	13	7	1
Juvenile Arrests	4	Intimidation	10	7	4	0
Unknown Age	0	Human Trafficking, Commercial Sex Acts	0	0	0	0
Arrests per 100,000 population	1,313.2	Human Trafficking, Involuntary Servitude	0	0	0	0
		<b>Crimes Against Property</b>				
		Arson	1	0	0	0
		Bribery	0	0	0	0
		Burglary/Breaking & Entering	3	1	0	0
		Counterfeiting/Forgery	1	0	0	0
		Destruction/Damage/Vandalism of Property	19	9	3	2
		Embezzlement	0	0	0	0
		Extortion/Blackmail	0	0	0	0
		False Pretenses/Swindle/Confidence Game	17	2	1	0
		Credit Card/Automated Teller Machine Fraud	0	0	0	0
		Impersonation	0	0	0	0
		Welfare Fraud	0	0	0	0
		Wire Fraud	0	0	0	0
		Identity Theft	0	0	0	0
		Hacking/Computer Invasion	0	0	0	0
		Robbery	0	0	0	0
		Pocket-picking	0	0	0	0
		Purse-snatching	0	0	0	0
		Shoplifting	4	2	0	0
		Theft From Building	2	1	1	0
		Theft From Coin Operated Machine or Device	0	0	0	0
		Theft From Motor Vehicle	3	0	0	0
		Theft of Motor Vehicle Parts/Accessories	1	0	0	0
		All Other Larceny	17	7	2	0
		Motor Vehicle Theft	1	0	0	0
		Stolen Property Offenses	0	0	0	0
		<b>Crimes Against Society</b>				
		Drug/Narcotic Violations	5	5	5	0
		Drug Equipment Violations	0	0	0	0
		Betting/Wagering	0	0	0	0
		Operating/Promoting/Assisting Gambling	0	0	0	0
		Gambling Equipment Violations	0	0	0	0
		Sports Tampering	0	0	0	0
		Pornography/Obscene Material	0	0	0	0
		Prostitution	0	0	0	0
		Assisting or Promoting Prostitution	0	0	0	0
		Purchasing Prostitution	0	0	0	0
		Weapon Law Violations	2	1	1	0
		Animal Cruelty	0	0	0	0
		<b>Total Group A Offenses</b>	<b>109</b>	<b>53</b>	<b>28</b>	<b>4</b>
<b>Group B Arrests</b>						
<b>Offense</b>	<b>Adult</b>	<b>Juvenile</b>				
Bad Checks	0	0				
Curfew/Loitering/Vagrancy Violations	0	0				
Disorderly Conduct	0	0				
Driving Under the Influence	20	0				
Drunkenness	0	0				
Family Offenses (Nonviolent)	3	0				
Liquor Law Violations	0	0				
Peeping Tom	0	0				
Trespass of Real Property	1	0				
All Other Offenses	25	0				
<b>Total Group B</b>	<b>49</b>	<b>0</b>				

(\*) Offenses are counted using the FBI Units of Count for Crime

(\*\*) The 'Arrests' column shows arrests made for incidents during the selected period, regardless of arrest date. Arrest counts for the same period may change over time.

## Wiscasset PD - ME0080400 - NIBRS Agency Crime Overview - 2022

2022 Population Estimate	3,880	Offenses (*)		Arrests (**)		
		Reported	Cleared	Adult	Juvenile	
<b>Offense Overview</b>		<b>Group A Offenses</b>				
		<b>Crimes Against Persons</b>				
Offense Total	136	Murder and Nonnegligent Manslaughter	0	0	0	0
Number Cleared	76	Negligent Manslaughter	0	0	0	0
Percent Cleared	55.88 %	Kidnapping/Abduction	1	0	0	0
Group A Crimes per 100,000 population	3,505.2	Rape	2	0	0	0
		Sodomy	0	0	0	0
		Sexual Assault With An Object	0	0	0	0
		Fondling	1	0	0	0
		Incest	0	0	0	0
		Statutory Rape	0	0	0	0
<b>Arrest Overview</b>		Aggravated Assault	2	2	2	0
Total Arrests	170	Simple Assault	29	19	14	2
Adult Arrests	160	Intimidation	14	10	4	3
Juvenile Arrests	10	Human Trafficking, Commercial Sex Acts	0	0	0	0
Unknown Age	0	Human Trafficking, Involuntary Servitude	0	0	0	0
Arrests per 100,000 population	4,381.4	<b>Crimes Against Property</b>				
		Arson	0	0	0	0
		Bribery	0	0	0	0
		Burglary/Breaking & Entering	7	2	1	4
		Counterfeiting/Forgery	5	2	1	0
		Destruction/Damage/Vandalism of Property	17	7	5	0
		Embezzlement	0	0	0	0
		Extortion/Blackmail	0	0	0	0
		False Pretenses/Swindle/Confidence Game	6	4	4	0
		Credit Card/Automated Teller Machine Fraud	0	0	0	0
		Impersonation	0	0	0	0
		Welfare Fraud	0	0	0	0
		Wire Fraud	0	0	0	0
		Identity Theft	0	0	0	0
		Hacking/Computer Invasion	0	0	0	0
		Robbery	0	0	0	0
		Pocket-picking	0	0	0	0
		Purse-snatching	0	0	0	0
		Shoplifting	0	0	0	0
		Theft From Building	0	0	0	0
		Theft From Coin Operated Machine or Device	0	0	0	0
		Theft From Motor Vehicle	2	0	0	0
		Theft of Motor Vehicle Parts/Accessories	0	0	0	0
		All Other Larceny	34	17	15	0
		Motor Vehicle Theft	1	1	2	0
		Stolen Property Offenses	0	0	0	0
		<b>Crimes Against Society</b>				
		Drug/Narcotic Violations	14	12	10	1
		Drug Equipment Violations	0	0	0	0
		Betting/Wagering	0	0	0	0
		Operating/Promoting/Assisting Gambling	0	0	0	0
		Gambling Equipment Violations	0	0	0	0
		Sports Tampering	0	0	0	0
		Pornography/Obscene Material	1	0	0	0
		Prostitution	0	0	0	0
		Assisting or Promoting Prostitution	0	0	0	0
		Purchasing Prostitution	0	0	0	0
		Weapon Law Violations	0	0	0	0
		Animal Cruelty	0	0	0	0
		<b>Total Group A Offenses</b>	<b>136</b>	<b>76</b>	<b>58</b>	<b>10</b>
<b>Group B Arrests</b>						
<b>Offense</b>	<b>Adult</b>	<b>Juvenile</b>				
Bad Checks	2	0				
Curfew/Loitering/Vagrancy Violations	0	0				
Disorderly Conduct	2	0				
Driving Under the Influence	32	0				
Drunkenness	0	0				
Family Offenses (Nonviolent)	0	0				
Liquor Law Violations	0	0				
Peeping Tom	0	0				
Trespass of Real Property	2	0				
All Other Offenses	64	0				
<b>Total Group B</b>	<b>102</b>	<b>0</b>				

(\*) Offenses are counted using the FBI Units of Count for Crime

(\*\*) The 'Arrests' column shows arrests made for incidents during the selected period, regardless of arrest date. Arrest counts for the same period may change over time.

## Yarmouth PD - ME0031400 - NIBRS Agency Crime Overview - 2022

2022 Population Estimate	9,009	Offenses (*)		Arrests (**)		
		Reported	Cleared	Adult	Juvenile	
<b>Offense Overview</b>		<b>Group A Offenses</b>				
		<b>Crimes Against Persons</b>				
Offense Total	136	Murder and Nonnegligent Manslaughter	0	0	0	0
Number Cleared	26	Negligent Manslaughter	0	0	0	0
Percent Cleared	19.12 %	Kidnapping/Abduction	0	0	0	0
Group A Crimes per 100,000 population	1,509.6	Rape	2	0	0	0
		Sodomy	0	0	0	0
		Sexual Assault With An Object	0	0	0	0
		Fondling	0	0	0	0
		Incest	0	0	0	0
		Statutory Rape	1	0	0	0
<b>Arrest Overview</b>		Aggravated Assault	1	1	1	0
Total Arrests	78	Simple Assault	18	7	5	2
Adult Arrests	57	Intimidation	3	0	0	0
Juvenile Arrests	21	Human Trafficking, Commercial Sex Acts	0	0	0	0
Unknown Age	0	Human Trafficking, Involuntary Servitude	0	0	0	0
Arrests per 100,000 population	865.8	<b>Crimes Against Property</b>				
		Arson	0	0	0	0
		Bribery	0	0	0	0
		Burglary/Breaking & Entering	1	0	0	0
		Counterfeiting/Forgery	2	0	0	0
		Destruction/Damage/Vandalism of Property	30	1	0	0
		Embezzlement	0	0	0	0
		Extortion/Blackmail	0	0	0	0
		False Pretenses/Swindle/Confidence Game	11	2	2	0
		Credit Card/Automated Teller Machine Fraud	6	0	0	0
		Impersonation	0	0	0	0
		Welfare Fraud	0	0	0	0
		Wire Fraud	0	0	0	0
		Identity Theft	0	0	0	0
		Hacking/Computer Invasion	0	0	0	0
		Robbery	1	1	1	0
		Pocket-picking	0	0	0	0
		Purse-snatching	0	0	0	0
		Shoplifting	2	2	0	2
		Theft From Building	0	0	0	0
		Theft From Coin Operated Machine or Device	0	0	0	0
		Theft From Motor Vehicle	7	0	0	0
		Theft of Motor Vehicle Parts/Accessories	0	0	0	0
		All Other Larceny	43	7	6	4
		Motor Vehicle Theft	1	0	0	0
		Stolen Property Offenses	0	0	0	0
		<b>Crimes Against Society</b>				
		Drug/Narcotic Violations	4	4	2	4
		Drug Equipment Violations	1	1	0	0
		Betting/Wagering	0	0	0	0
		Operating/Promoting/Assisting Gambling	1	0	0	0
		Gambling Equipment Violations	0	0	0	0
		Sports Tampering	0	0	0	0
		Pornography/Obscene Material	1	0	0	0
		Prostitution	0	0	0	0
		Assisting or Promoting Prostitution	0	0	0	0
		Purchasing Prostitution	0	0	0	0
		Weapon Law Violations	0	0	0	0
		Animal Cruelty	0	0	0	0
		<b>Total Group A Offenses</b>	<b>136</b>	<b>26</b>	<b>17</b>	<b>12</b>
<b>Group B Arrests</b>						
<b>Offense</b>	<b>Adult</b>	<b>Juvenile</b>				
Bad Checks	1	0				
Curfew/Loitering/Vagrancy Violations	0	0				
Disorderly Conduct	0	0				
Driving Under the Influence	18	1				
Drunkenness	0	0				
Family Offenses (Nonviolent)	0	0				
Liquor Law Violations	4	6				
Peeping Tom	0	0				
Trespass of Real Property	0	2				
All Other Offenses	17	0				
<b>Total Group B</b>	<b>40</b>	<b>9</b>				

(\*) Offenses are counted using the FBI Units of Count for Crime

(\*\*) The 'Arrests' column shows arrests made for incidents during the selected period, regardless of arrest date. Arrest counts for the same period may change over time.

This report is valid as of September 25, 2023 and is subject to change

## York PD - ME0161600 - NIBRS Agency Crime Overview - 2022

2022 Population Estimate	13,977	Offenses (*)		Arrests (**)		
		Reported	Cleared	Adult	Juvenile	
<b>Offense Overview</b>		<b>Group A Offenses</b>				
		<b>Crimes Against Persons</b>				
Offense Total	296	Murder and Nonnegligent Manslaughter	0	0	0	0
Number Cleared	80	Negligent Manslaughter	0	0	0	0
Percent Cleared	27.03 %	Kidnapping/Abduction	0	0	0	0
Group A Crimes per 100,000 population	2,117.8	Rape	1	0	0	0
		Sodomy	1	0	0	0
		Sexual Assault With An Object	0	0	0	0
		Fondling	1	0	0	0
		Incest	0	0	0	0
		Statutory Rape	1	0	0	0
<b>Arrest Overview</b>		Aggravated Assault	7	6	4	1
Total Arrests	200	Simple Assault	46	26	12	5
Adult Arrests	186	Intimidation	18	1	1	0
Juvenile Arrests	14	Human Trafficking, Commercial Sex Acts	0	0	0	0
Unknown Age	0	Human Trafficking, Involuntary Servitude	0	0	0	0
Arrests per 100,000 population	1,430.9	<b>Crimes Against Property</b>				
		Arson	3	0	0	0
		Bribery	0	0	0	0
		Burglary/Breaking & Entering	13	1	2	0
		Counterfeiting/Forgery	2	1	1	0
		Destruction/Damage/Vandalism of Property	54	8	1	0
		Embezzlement	1	0	0	0
		Extortion/Blackmail	0	0	0	0
		False Pretenses/Swindle/Confidence Game	32	3	2	1
		Credit Card/Automated Teller Machine Fraud	10	0	0	0
		Impersonation	0	0	0	0
		Welfare Fraud	0	0	0	0
		Wire Fraud	0	0	0	0
		Identity Theft	0	0	0	0
		Hacking/Computer Invasion	0	0	0	0
		Robbery	0	0	0	0
		Pocket-picking	0	0	0	0
		Purse-snatching	0	0	0	0
		Shoplifting	0	0	0	0
		Theft From Building	0	0	0	0
		Theft From Coin Operated Machine or Device	0	0	0	0
		Theft From Motor Vehicle	8	1	0	1
		Theft of Motor Vehicle Parts/Accessories	0	0	0	0
		All Other Larceny	61	11	10	0
		Motor Vehicle Theft	8	1	1	0
		Stolen Property Offenses	0	0	0	0
		<b>Crimes Against Society</b>				
		Drug/Narcotic Violations	19	16	18	0
		Drug Equipment Violations	7	2	0	0
		Betting/Wagering	0	0	0	0
		Operating/Promoting/Assisting Gambling	0	0	0	0
		Gambling Equipment Violations	0	0	0	0
		Sports Tampering	0	0	0	0
		Pornography/Obscene Material	0	0	0	0
		Prostitution	0	0	0	0
		Assisting or Promoting Prostitution	0	0	0	0
		Purchasing Prostitution	0	0	0	0
		Weapon Law Violations	3	3	1	1
		Animal Cruelty	0	0	0	0
		<b>Total Group A Offenses</b>	<b>296</b>	<b>80</b>	<b>53</b>	<b>9</b>
<b>Group B Arrests</b>						
<b>Offense</b>	<b>Adult</b>	<b>Juvenile</b>				
Bad Checks	0	0				
Curfew/Loitering/Vagrancy Violations	0	0				
Disorderly Conduct	8	1				
Driving Under the Influence	75	0				
Drunkenness	0	0				
Family Offenses (Nonviolent)	0	0				
Liquor Law Violations	3	2				
Peeping Tom	0	0				
Trespass of Real Property	2	2				
All Other Offenses	45	0				
<b>Total Group B</b>	<b>133</b>	<b>5</b>				

(\*) Offenses are counted using the FBI Units of Count for Crime

(\*\*) The 'Arrests' column shows arrests made for incidents during the selected period, regardless of arrest date. Arrest counts for the same period may change over time.

## York SO - ME0160000 - NIBRS Agency Crime Overview - 2022

2022 Population Estimate	52,625	Offenses (*)		Arrests (**)		
		Reported	Cleared	Adult	Juvenile	
<b>Offense Overview</b>		<b>Group A Offenses</b>				
		<b>Crimes Against Persons</b>				
Offense Total	564	Murder and Nonnegligent Manslaughter	0	0	0	0
Number Cleared	213	Negligent Manslaughter	0	0	0	0
Percent Cleared	37.77 %	Kidnapping/Abduction	0	0	0	0
Group A Crimes per 100,000 population	1,071.7	Rape	13	1	1	0
		Sodomy	1	1	0	1
		Sexual Assault With An Object	0	0	0	0
		Fondling	10	2	2	0
		Incest	0	0	0	0
<b>Arrest Overview</b>		Statutory Rape	2	0	0	0
Total Arrests	480	Aggravated Assault	15	12	10	0
Adult Arrests	452	Simple Assault	91	61	49	8
Juvenile Arrests	28	Intimidation	41	25	17	1
Unknown Age	0	Human Trafficking, Commercial Sex Acts	0	0	0	0
Arrests per 100,000 population	912.1	Human Trafficking, Involuntary Servitude	0	0	0	0
		<b>Crimes Against Property</b>				
		Arson	2	1	1	0
Average number offenses/incident	1.09	Bribery	1	0	0	0
		Burglary/Breaking & Entering	28	8	8	0
		Counterfeiting/Forgery	5	3	1	0
		Destruction/Damage/Vandalism of Property	87	19	7	1
		Embezzlement	0	0	0	0
		Extortion/Blackmail	1	0	0	0
		False Pretenses/Swindle/Confidence Game	39	5	5	0
		Credit Card/Automated Teller Machine Fraud	9	2	1	0
		Impersonation	0	0	0	0
		Welfare Fraud	0	0	0	0
		Wire Fraud	1	0	0	0
		Identity Theft	1	0	0	0
		Hacking/Computer Invasion	0	0	0	0
		Robbery	0	0	0	0
		Pocket-picking	0	0	0	0
		Purse-snatching	1	0	0	0
		Shoplifting	17	11	10	0
		Theft From Building	6	0	0	0
		Theft From Coin Operated Machine or Device	0	0	0	0
		Theft From Motor Vehicle	20	2	1	0
		Theft of Motor Vehicle Parts/Accessories	30	0	0	0
		All Other Larceny	79	16	17	0
		Motor Vehicle Theft	23	8	3	5
		Stolen Property Offenses	2	2	2	0
		<b>Crimes Against Society</b>				
		Drug/Narcotic Violations	31	30	22	1
		Drug Equipment Violations	3	3	1	2
		Betting/Wagering	0	0	0	0
		Operating/Promoting/Assisting Gambling	0	0	0	0
		Gambling Equipment Violations	0	0	0	0
		Sports Tampering	0	0	0	0
		Pornography/Obscene Material	2	0	0	0
		Prostitution	0	0	0	0
		Assisting or Promoting Prostitution	1	1	0	0
		Purchasing Prostitution	0	0	0	0
		Weapon Law Violations	2	0	0	0
		Animal Cruelty	0	0	0	0
		<b>Total Group A Offenses</b>	<b>564</b>	<b>213</b>	<b>158</b>	<b>19</b>
		<b>Group B Arrests</b>				
		<b>Offense</b>	<b>Adult</b>	<b>Juvenile</b>		
		Bad Checks	2	0		
		Curfew/Loitering/Vagrancy Violations	0	0		
		Disorderly Conduct	2	2		
		Driving Under the Influence	62	1		
		Drunkenness	0	0		
		Family Offenses (Nonviolent)	0	0		
		Liquor Law Violations	5	3		
		Peeping Tom	0	0		
		Trespass of Real Property	10	0		
		All Other Offenses	213	3		
		<b>Total Group B</b>	<b>294</b>	<b>9</b>		

(\*) Offenses are counted using the FBI Units of Count for Crime

(\*\*) The 'Arrests' column shows arrests made for incidents during the selected period, regardless of arrest date. Arrest counts for the same period may change over time.