

**Drug Recognition Expert 7-Day School Student Manual
HS 172 R9/02 (September 2002)**

Document Description	Page(s) Withheld	Exemption	Comments
Drug Recognition Expert 7-Day School Instructor Manual HS 172 R09/02 (September Revision) The DRE School Pre-Test	53-58	Exam information Test questions - Employment and Licensing - RCW 42.56.250(1)	Test questions, scoring keys, and other examination data used to administer a license, employment, or academic examination are exempt from production.
Drug Recognition Expert 7-Day School Instructor Manual HS 172 R09/02 (September Revision) Pre-Test Answer Key	59	Exam information scoring keys - Employment and Licensing - RCW 42.56.250(1)	Test questions, scoring keys, and other examination data used to administer a license, employment, or academic examination are exempt from production.
Drug Recognition Expert 7-Day School Instructor Manual HS 172 R09/02 (September Revision) Quiz Number One	60-65	Exam information Test questions - Employment and Licensing - RCW 42.56.250(1)	Test questions, scoring keys, and other examination data used to administer a license, employment, or academic examination are exempt from production.
Drug Recognition Expert 7-Day School Instructor Manual HS 172 R09/02 (September Revision) Answer Key for Quiz Number One	66	Exam information scoring keys - Employment and Licensing - RCW 42.56.250(1)	Test questions, scoring keys, and other examination data used to administer a license, employment, or academic examination are exempt from production.
Drug Recognition Expert 7-Day School Instructor Manual HS 172 R09/02 (September Revision) Quiz Number Two	67-72	Exam information Test questions - Employment and Licensing - RCW 42.56.250(1)	Test questions, scoring keys, and other examination data used to administer a license, employment, or academic examination are exempt from production.
Drug Recognition Expert 7-Day School Instructor Manual HS 172 R09/02 (September Revision) Answer Key for Quiz Number Two	73	Exam information scoring keys - Employment and Licensing - RCW 42.56.250(1)	Test questions, scoring keys, and other examination data used to administer a license, employment, or academic examination are exempt from production.
Drug Recognition Expert 7-Day School Instructor Manual HS 172 R09/02 (September Revision) Quiz Number Three	74-79	Exam information Test questions - Employment and Licensing - RCW 42.56.250(1)	Test questions, scoring keys, and other examination data used to administer a license, employment, or academic examination are exempt from production.
Drug Recognition Expert 7-Day School Instructor Manual HS 172 R09/02 (September Revision) Answer Key for Quiz Number Three	80	Exam information scoring keys - Employment and Licensing - RCW 42.56.250(1)	Test questions, scoring keys, and other examination data used to administer a license, employment, or academic examination are exempt from production.
Drug Recognition Expert 7-Day School Instructor Manual HS 172 R09/02 (September Revision) Quiz Number Four	81	Exam information Test questions - Employment and Licensing - RCW 42.56.250(1)	Test questions, scoring keys, and other examination data used to administer a license, employment, or academic examination are exempt from production.

Public Disclosure Withholding Log



Document Description	Page(s) Withheld	Exemption	Comments
Drug Recognition Expert 7-Day School Instructor Manual HS 172 R09/02 (September Revision) Answer Key for Quiz Number Four	87	Exam information scoring keys - Employment and Licensing - RCW 42.56.250(1)	Test questions, scoring keys, and other examination data used to administer a license, employment, or academic examination are exempt from production.
Drug Recognition Expert 7-Day School Instructor Manual HS 172 R09/02 (September Revision) Quiz Number Five	88-97	Exam information Test questions - Employment and Licensing - RCW 42.56.250(1)	Test questions, scoring keys, and other examination data used to administer a license, employment, or academic examination are exempt from production.
Drug Recognition Expert 7-Day School Instructor Manual HS 172 R09/02 (September Revision) Answer Key for Quiz Number Five	98	Exam information scoring keys - Employment and Licensing - RCW 42.56.250(1)	Test questions, scoring keys, and other examination data used to administer a license, employment, or academic examination are exempt from production.
Drug Recognition Expert 7-Day School Instructor Manual HS 172 R09/02 (September Revision) Instructor's Guidelines for the Final Examination	99-100	Exam information Other Examination Data used to administer exam- Employment and Licensing - RCW 42.56.250(1)	Test questions, scoring keys, and other examination data used to administer a license, employment, or academic examination are exempt from production.
Drug Recognition Expert 7-Day School Instructor Manual HS 172 R09/02 (September Revision) Final Written Examination Form A	101-123	Exam information Test questions - Employment and Licensing - RCW 42.56.250(1)	Test questions, scoring keys, and other examination data used to administer a license, employment, or academic examination are exempt from production.
Drug Recognition Expert 7-Day School Instructor Manual HS 172 R09/02 (September Revision) DRE3A Feedback Report (Final Exam A Answer Sheet)	124-128	Exam information scoring keys - Employment and Licensing - RCW 42.56.250(1)	Test questions, scoring keys, and other examination data used to administer a license, employment, or academic examination are exempt from production.
Drug Recognition Expert 7-Day School Instructor Manual HS 172 R09/02 (September Revision) Final Written Examination Form B	129-150	Exam information Test questions - Employment and Licensing - RCW 42.56.250(1)	Test questions, scoring keys, and other examination data used to administer a license, employment, or academic examination are exempt from production.
Drug Recognition Expert 7-Day School Instructor Manual HS 172 R09/02 (September Revision) DRE3A Feedback Report (Final Exam B Answer Sheet)	151-155	Exam information scoring keys - Employment and Licensing - RCW 42.56.250(1)	Test questions, scoring keys, and other examination data used to administer a license, employment, or academic examination are exempt from production.
Drug Recognition Expert 7-Day School Instructor Manual HS 172 R09/02 (September Revision) Final Knowledge Exam Guidelines	157	Exam information Other Examination Data used to administer exam- Employment and Licensing - RCW 42.56.250(1)	Test questions, scoring keys, and other examination data used to administer a license, employment, or academic examination are exempt from production.
Drug Recognition Expert 7-Day School Instructor Manual	158-168	Exam information Test questions - Employment and	Test questions, scoring keys, and other examination data used to administer a

Public Disclosure Withholding Log



Document Description	Page(s) Withheld	Exemption	Comments
HS 172 R09/02 (September Revision) Final Knowledge Exam		Licensing - RCW 42.56.250(1)	license, employment, or academic examination are exempt from production.
Drug Recognition Expert 7-Day School Instructor Manual HS 172 R09/02 (September Revision) Knowledge Examination Answer Key	169-181	Exam information scoring keys - Employment and Licensing - RCW 42.56.250(1)	Test questions, scoring keys, and other examination data used to administer a license, employment, or academic examination are exempt from production.
Drug Recognition Expert 7-Day School Instructor Manual HS 172 R09/02 (September Revision) A Self-Test for Review and Study	821-827	Exam information Test questions - Employment and Licensing - RCW 42.56.250(1)	Test questions, scoring keys, and other examination data used to administer a license, employment, or academic examination are exempt from production.
Drug Recognition Expert 7-Day School Instructor Manual HS 172 R09/02 (September Revision) Answer Key for the Self-Test	828-832	Exam information scoring keys - Employment and Licensing - RCW 42.56.250(1)	Test questions, scoring keys, and other examination data used to administer a license, employment, or academic examination are exempt from production.

Acknowledgments

The NHTSA and IACP would like to thank the following individuals for their contributions in updating and revising the DRE curricula.

Sgt. Murray Conrad
Albuquerque Police Department

Lt. Mike Pryor
Tucson Police Department

Deputy Mark George
Boulder County Sheriff's Office

Sgt. Brian Schafer
Minneapolis Police Department

Sgt. Art Haversat, Retired
Los Angeles Police Department

Sgt. Deb Schroder
California Highway Patrol

Sgt. Tom Page, Retired
Los Angeles Police Department

Sgt. Dan Webb
Texas Department of Public Safety

Sgt. Doug Paquette
New York State Police

Sgt. Jose Zarraga
Miami Dade Police Department

Thanks to the states of Arizona, Colorado, Maryland, New York, Oregon and Texas for pilot testing the training curricula.

A special thanks to Pam McCaskill, TSI in Oklahoma City for her patience and tireless efforts in typing and correlation of the DRE manuals.

DRUG EVALUATION AND CLASSIFICATION TRAINING
"THE DRUG RECOGNITION EXPERT SCHOOL"

ADMINISTRATOR'S GUIDE

SEPTEMBER, 2002 EDITION

TABLE OF CONTENTS

A.	Purpose of this Document	1
B.	Overview of the Course	4
1.	For whom is the training intended?	4
2.	What are the purposes of the course?	7
3.	What will the students get out of this course?	7
4.	What subject matter does the course cover?	8
5.	What activities take place during the training?	9
6.	How long does the training take?	9
	The DRE School - Schedule	13
	Alternate Schedule #1	15
	Alternate Schedule #2	18
	Alternate Schedule #3	22
C.	Overview of the Curriculum Package	26
1.	Instructor's Lesson Plans Manual	26
2.	Audio-Visual Aids	28
3.	Student's Manual	29
4.	Set of Drug Evaluation Exemplars	29
D.	General Administrative Requirements	30
1.	Facility Requirements	30
2.	Special Instructional Equipment and Personnel.	31
3.	Instructor Qualifications.	32
4.	Class Size Considerations.	33
E.	Course Planning and Preparation Requirements	33
F.	Examinations of Students' Knowledge and Proficiency	34
G.	Follow-Up Requirements	34
H.	Guidelines for Preparing Post-Course Evaluation	35
I.	Requests for Information, Assistance or Materials	37

A. Purpose of this Document

This Administrator's Guide provides an introduction to and an overview of the seven-day classroom training course on drug evaluation and classification. This course is perhaps better known as **The DRE School**. It is the second in a series of three stages of training that, collectively, prepare persons to serve as Drug Recognition Experts (DREs).

Throughout this manual, the term "DRE" is used to designate an individual who is specially-trained to conduct examinations of drug-impaired drivers. In some participating agencies, the term stands for "Drug Recognition Expert"; in others, it means "drug recognition evaluator", and in others, "drug recognition examiner". In addition, some agencies use the term "DRT" -- Drug Recognition Technician -- and others prefer "DRS" -- Drug Recognition Specialist. All of these and similar terms are acceptable and considered synonymous. But for this training program, the standard term is DRE.

It is worth repeating that this seven-day DRE School is neither the beginning nor the end of an officer's preparation to serve as a DRE. No one can be admitted to this course unless he or she has successfully completed the two-day program titled "Preliminary Training for Drug Evaluation and Classification" (the "PRE-School"), or demonstrates that he or she has mastered the subject-matter of that PRE-School via previous training and experience. And, the fact that an officer successfully completes this seven-day program does not qualify him or her to serve as a DRE. He or she still must complete the Certification Phase of training, a supervised on-the-job phase in which the trainee conducts examinations of persons actually under arrest on suspicion of drug impairment.

This seven-day course, then, is only the middle phase of DRE training. But it is a very important phase. It is during this phase that the student will learn to conduct systematic and standardized examinations of persons suspected of drug impairment to determine:

- (1) Whether the suspect actually is impaired; and if so,
- (2) Whether the impairment is drug- or medically-related; and if drugs,
- (3) The broad category or combination of categories of drugs that is the likely cause of the observed impairment.

This Administrator's Guide is concerned only with the second phase of training. During this phase, the student becomes familiar with the various types of drugs that people use and -- too often -- abuse. The student learns how the different drugs affect people, and especially how they affect a person's ability to operate a vehicle. The student learns how the different drugs manifest their presence in an individual. In particular, the student learns how to examine a suspect's eyes and vital signs to detect evidence of various kinds of drugs. By the time the student successfully completes the training, he or she is able to conduct a complete drug evaluation and classification examination, and is able to describe the evidence that the examination will disclose to help determine if the suspect suffers a medical condition or if a suspect is under the influence of a particular category or combination of categories of drugs.

This Administrator's Guide is intended to facilitate planning and implementation of the Drug Evaluation and Classification Classroom Training Program. The Guide overviews the 7-day course of instruction, and the documents and other materials that make up the curriculum package for the course. It describes course administrative requirements and offers guidelines for discharging those requirements satisfactorily. It outlines the preparatory work that must be accomplished by a law enforcement agency before the course can be offered to that agency's personnel. And, it outlines the follow-up work that should be undertaken to ensure that the highest possible quality of instruction continues to be delivered, during all phases of a DRE's training.

Before addressing the details of this classroom training in Drug Evaluation and Classification Procedures, a few words are appropriate concerning the procedures themselves. **In particular, it is important to make clear what the Drug Evaluation and Classification Procedures are not:**

- o These procedures are not a field test, or a pre-arrest investigative tool. It is highly unlikely that they could be conducted with adequate care in an outdoors, scene-of-investigation setting. In any event, they are not designed to provide probable cause for a suspect's arrest. Rather, they are a post-arrest investigative tool, intended for application to arrestees for whom there is at least some articulable suspicion of drug use or drug impairment.

- o These procedures do not, generally speaking, disclose what specific drug or drugs the suspect has used. That may seem to be a startling, and upsetting statement. Nevertheless, it is true. What the procedures will do, however, is to disclose (with reasonable accuracy) the broad category or combination of categories that produce distinguishable "signatures" visible to a qualified DRE. Some of the categories include relatively few individual drugs. Others include many drugs. The DRE can tell, usually, if a particular category is present. But except in special circumstances, he or she cannot tell which individual member of that category is the drug in question. Thus for example, a DRE usually will not be able to distinguish a person impaired by diazepam from a person impaired by secobarbital. Will not be able to tell the difference between a codeine-impaired subject and someone under the influence of Demerol. Won't see a difference between someone under the influence of peyote and someone under the influence of psilocybin.
- o The procedures are not a substitute for chemical testing. Laboratory analysis of blood samples by qualified personnel remains an important step in the acquisition of evidence in drug-related cases. The drug evaluation and classification procedures provide articulable bases for requesting a suspect to supply the urine or blood sample; guide the laboratory technicians toward the general categories of drugs they can expect to find in the sample; and, disclose important evidence to supplement the laboratory analysis. But the drug recognition expert does not eliminate the need for the laboratory technician.

None of the foregoing remarks is intended to lessen the importance of the drug evaluation and classification procedures. A cadre of skilled DREs definitely will enhance a department's ability to recognize and convict persons under the influence of drugs. The DRE is a very important "weapon" in law enforcement's anti-drug arsenal. But the DRE is not the entire arsenal.

One final word of introduction: the primary orientation of this course is toward traffic law enforcement. Without doubt, persons under the influence of drugs endanger society in many ways. But it is the danger they cause as drivers of motor vehicles that is of principal interest here. This course assumes that the DRE will devote his or her skills in large part to conducting examinations of suspected impaired drivers. This is not to say that the skills that this training seeks to develop do not have many non-traffic applications. Nevertheless, it is the traffic applications that will receive most of the student's attention.

B. Overview of the Course

1. For whom is the training intended?

This training definitely is not intended for just anyone. The candidate DRE isn't just any police officer, but an officer who already has some very special knowledge and skills, and a very definite commitment to DWI and drug enforcement. And, that officer isn't employed by just any department. Instead, he or she works for a department that has taken pains to provide the command and logistics support needed to allow the DRE to function at maximum effectiveness. And the department has concrete proof of its commitment to deterring impaired driving. Finally, that department doesn't serve just any community or state. Instead, it operates in a jurisdiction that has a legal and political framework that is consistent with effective enforcement of drug-impaired driving violations.

The following lists the prerequisites and desirable characteristics of the students for whom this training is intended; of the departments that employ those students; and, of the communities served by those departments.

a. Student Prerequisites

To be considered a qualified candidate for this training, the proposed student must be a law enforcement officer or an employee of a public criminal justice agency or an institution providing law enforcement training, and must:

- o have achieved the learning objectives of the two-day PRE-School;
- o have demonstrated proficiency in the use of the Standardized Field Sobriety Tests (i.e., Horizontal Gaze Nystagmus, walk and turn and one leg stand);
- o have good communications skills, and a demonstrated ability to testify in court;
- o be willing to continue to serve as a DRE for at least two years following completion of the training.

Of course, it is highly desirable, although not essential, that the proposed student have prior knowledge of drug symptomatology and experience in drug enforcement.

b. Departmental Prerequisites

To be considered qualified to submit students for this training, the interested law enforcement agency must:

- o have active drug enforcement and DWI enforcement programs;
- o be pro-active in training officers in Standardized Field Sobriety Testing; also, the training must be consistent with NHTSA guidelines, and the agency must maintain records of officers' Standardized Field Sobriety Testing enforcement activities;
- o have access to adequate chemical testing resources to support the drug evaluation and classification program, and ensure effective prosecution of drug-impaired subjects;
- o have adequate facilities and equipment to support the drug evaluation and classification examinations;
- o have an management information system (MIS) capable of accurately tracking alcohol and drug enforcement activities;
- o demonstrate the firm support and commitment of the chief law enforcement officer and other appropriate officials for the drug evaluation and classification program. Evidence of this support includes but is not limited to:
 - Willingness to assign at least one person of supervisory rank to become a certified DRE and to manage and coordinate the agency's Drug Evaluation and Classification Program.
 - Willingness to upgrade the agency's MIS, as necessary, to track progress of DRE training; drug and DWI arrests; DRE evaluations; results of toxicological examinations; and, case filings and dispositions.
 - Willingness to conduct DRE training in a manner that complies fully with NHTSA curricula and guidelines.
 - Willingness to adopt NHTSA-approved DRE evaluation forms.
 - Willingness to authorize DREs and DRE candidates to devote sufficient time to the DRE function to develop and maintain proficiency.

- Willingness to provide the services of qualified DRE instructors to assist NHTSA in training candidate DREs from other agencies.

c. Legal and Political Prerequisites

To be considered qualified to recommend a law enforcement agency for this training, a state or community must have laws or court-established precedents that :

- o specifically allow for the analysis of chemical samples obtained from persons suspected of impaired driving, to determine the presence and/or concentration of drugs other than alcohol;
- o allow the arresting officer or law enforcement agency to specify the chemical test or tests (e.g., blood, breath or urine) to be given to suspected impaired drivers;
- o specifically facilitate testing for drugs other than alcohol.

In addition, it is desirable that the state or community have laws that:

- o make the fact of the driver's refusal to submit to the test or tests admissible in court;
- o make it an offense to be under the influence of alcohol and/or illicit drugs, whether or not the person is operating a vehicle.

Furthermore, the state's or community's prosecutors must:

- o demonstrate a willingness to introduce Standardized Field Sobriety Test evidence in alcohol/drug cases;
- o express a willingness to participate in this training to become familiar with drug evaluation and classification procedures and related information.

The state's or community's judges must:

- o demonstrate a willingness to accept and consider Standardized Field Sobriety Test evidence in alcohol/drug cases;
- o express a willingness to consider drug evaluation and classification evidence in alcohol/drug cases.

Finally, it is desirable that the jurisdiction's political and community leaders express support for the drug evaluation and classification program.

2. What are the purposes of the course?

The ultimate goal of this course is to help prevent crashes, deaths and injuries by improving enforcement of drug-impaired driving violations. It is not exactly clear how many drug-impaired drivers are on our nation's roads, or how many crashes they cause. But even the most conservative estimates indicate that these drivers kill thousands of Americans, and injure at least tens of thousands of others each year.

3. What will the students get out of this course?

The classroom training course is designed to help the students achieve three broad goals, and eight specific learning objectives.

Goals: The student who successfully completes this phase of DRE training will be able to...

- ... distinguish if an individual is under the influence of a drug or drugs other than alcohol, or under the combined influence of alcohol and other drugs, or suffering from some injury or illness that produces signs similar to alcohol/drug impairment;
- ... identify the broad category or categories of drugs inducing the observable signs of impairment; and,
- ... progress to the Certification Phase of the training.

Objectives: In order to pass this course, the student must be able to...

- ... describe the involvement of drugs in impaired driving incidents;
- ... name the seven categories of drugs and recognize their effects;
- ... describe and properly administer the psychophysical and physiologic evaluations used in the drug evaluation and classification procedures;
- ... document the results of the drug evaluation and classification examination;
- ... properly interpret the results of the examination;

- ... prepare a narrative drug influence report;
- ... discuss appropriate procedures for testifying in typical drug evaluation and classification cases; and,
- ... maintain an up-to-date relevant resume.

4. What subject matter does the course cover?

The course focuses primarily on two broad topics:

- (1) The examinations, observations, measurements, etc. that constitute the drug evaluation and classification procedures.
- (2) The nature, effects, signs and symptoms of each of the seven categories of drugs, and of the combination of categories.

More specifically, the course provides formal presentations on:

- o Drugs in Society and in Motor Vehicle Operation.
- o Development and Effectiveness of the Drug Evaluation and Classification Procedures.
- o An Overview of Physiology and Drugs.
- o An Overview of the Drug Evaluation and Classification Procedures.
- o Eye Examinations
(Horizontal Gaze Nystagmus; Vertical Gaze Nystagmus; Lack of Convergence; Estimation of Pupil Size; Pupil Reaction to Light).
- o Vital Signs Examinations
(Pulse Rate; Blood Pressure; Temperature)
- o The Physician's Desk Reference, and other reference materials.
- o The Seven Categories of Drugs
(Central Nervous System Depressants; Central Nervous System Stimulants; Hallucinogens; Phencyclidine; Narcotic Analgesics; Inhalants; Cannabis).
- o Drug Combinations.
- o Narrative Arrest Report in Drug Evaluation Cases.

- o Case Preparation and Testimony.
 - o Resume Preparation and Maintenance.
5. What activities take place during the training?

Formal presentations, or lectures, occupy approximately one-half of the course. These presentations cover the content topics outlined earlier. The presentations are supplemented by video tape segments, and by reading material contained in the Student's Manual.

Most of the remainder of the course is devoted to demonstrations and hands-on practice of the drug evaluation and classification procedures. Students repeatedly practice in teams, developing and sharpening their skills in administering eye examinations, vital signs examinations, and other components of the drug recognition expert's job. Students also participate in several test interpretation practice sessions, in which they review sample drug evaluation and classification reports and identify the category or categories of drugs responsible for the "evidence" described in the reports.

The remaining major activity is testing of the students' knowledge and proficiency. A written knowledge examination is administered, at the end of the course. A formal assessment of each student's skill in administering the drug evaluation and classification procedures is conducted during the next-to-last session.

6. How long does the training take?

This classroom training course occupies 7 training days. A typical schedule calls for each class day to begin at 8:00 am and conclude at 5:00 pm. A one-hour lunch period and hourly breaks of 10 minutes are accommodated in that schedule.

The course is divided into thirty-two (32) sessions. Of those, two are review sessions, conducted after normal class hours on the fourth and sixth days of the School. No student can progress to the Certification Phase of training until he or she has attended all mandatory sessions. In the event that some emergency causes a student to miss all or a portion of a session, after-hours tutoring must be conducted for that student prior to his or her enrollment in Certification training.

The titles, durations and sequence of the sessions are given below.

Session I Introduction and Overview	(1 hour, 50 minutes)
Session II Drugs in Society and in Motor Vehicle Operation	(50 minutes)
Session III Development and Effectiveness of the DRE Program	(50 minutes)
Session IV Overview of Drug Recognition Expert Procedures	(2 hours, 30 minutes)
Session V Eye Examinations	(1 hour, 45 minutes)
Session VI Physiology & Drugs: An Overview	(2 hours)
Session VII Examination of Vital Signs	(2 hours)
Session VIII Demonstration of the Evaluation Sequence	(1 hour, 20 minutes)
Session IX Central Nervous System Depressants	(1 hour, 45 minutes)
Session X Central Nervous System Stimulants	(1 hour, 45 minutes)
Session XI Practice: Eye Examinations	(1 hour)
Session XII Alcohol Workshop	(1 hour, 45 minutes)
Session XIII Physician's Desk Reference and Other Reference Sources	(30 minutes)
Session XIV Hallucinogens	(1 hour, 45 minutes)

Session XV Practice: Test Interpretation	(45 minutes)
Session XVI Phencyclidine (PCP)	(1 hour, 40 minutes)
Session XVII Narcotic Analgesics	(3 hours)
REVIEW SESSION (Mid-Course Review)	(2 hours, 30 minutes)
Session XVIII Practice: Test Interpretation	(45 minutes)
Session XIX Inhalants	(1 hour, 35 minutes)
Session XX Practice: Vital Signs Examinations	(50 minutes)
Session XXI Cannabis	(1 hour, 35 minutes)
Session XXII Overview of Signs and Symptoms	(1 hour)
Session XXIII Resume Preparation and Maintenance	(50 minutes)
Session XXIV Drug Combinations	(1 hour, 50 minutes)
Session XXV Practice: Test Interpretation	(45 minutes)
Session XXVI Preparing the Narrative Report	(50 minutes)
Session XXVII Practice: Test Administration	(1 hour, 45 minutes)
Session XXVIII Case Preparation and Testimony	(1 hour 30 minutes)

REVIEW SESSION

Review of the DRE School (2 hours, 30 minutes)

Session XXIX

Classifying a Suspect (Role Play) (4 hours)

Session XXX

Transition to the Certification Phase of Training (2 hours, 30 minutes)

NOTE: All sessions of this course are absolutely essential. No short-cuts are permissible.

A model schedule for the seven-day course is given on the next page.

Alternate Schedule #1 combines the Pre-School and Seven-Day School.

Alternate Schedule #2 combines the DWI Detection and Standardized Field Sobriety Testing, Pre-School, and Seven-Day School.

If you use Alternate Schedule #1 or #2, you will need to make copies of those schedules for the students.

THE DRE SCHOOL - SCHEDULE (page 1)

WEDNESDAY		THURSDAY		FRIDAY	
0800-0850	SESSION I: Introduction & Overview	0800-0850	SESSION V: (cont)	0800-0850	SESSION IX: Central Nervous System Depressants
0850-0900	BREAK	0850-0900	BREAK	0850-0900	BREAK
0900-1000	SESSION I: (cont)	0900-1005	SESSION VI: Physiology & Drugs (Overview)	0900-1000	SESSION IX: (cont)
1000-1010	BREAK	1005-1015	BREAK	1000-1010	BREAK
1010-1030	Pre-Test	1015-1110	SESSION VI: (cont)	1010-1100	SESSION X: Central Nervous System CNS Stimulants
1030-1120	SESSION II: Drugs In Society & In Motor Vehicle Operation	1110-1120	BREAK	1100-1110	BREAK
1120-1130	BREAK	1120-1200	SESSION VII: Examination of Vital Signs	1110-1200	SESSION X: (cont)
1130-1230	SESSION III: Development & Effectiveness of the Program	1200-1300	LUNCH	1200-1300	LUNCH
1230-1330	LUNCH	1300-1400	SESSION VII: (cont)	1300-1400	SESSION XI: Eye Examinations
1330-1440	SESSION IV: Overview of Drug Recognition Expert Procedures	1400-1410	BREAK	1400-1415	BREAK
1440-1450	BREAK	1410-1430	SESSION VII: (cont)	1415-1700	SESSION XII: Alcohol Workshop
1450-1550	SESSION IV: (cont)	1430-1515	SESSION VIII: Demonstrations of the Evaluation Sequence		
1550-1600	BREAK	1515-1530	BREAK		
1600-1630	SESSION IV: (cont)	1530-1605	SESSION VIII: (cont)		
1630-1730	SESSION V: Eye Examinations	1605-1635	QUIZ NUMBER ONE		

THE DRE SCHOOL - SCHEDULE (page 2)

MONDAY	TUESDAY	WEDNESDAY	THURSDAY
0800-0830 SESSION XIII: Physician's Desk Reference & Other Reference Sources	0800-0820 QUIZ NUMBER TWO	0800-0915 SESSION XXIV: Drug Combinations	0800-1000 FINAL EXAM
0830-0915 SESSION XIV: Hallucinogens	0820-0850 SESSION XVII: (cont)	0915-0930 SESSION XXIV: (cont)	1000-1015 BREAK
0915-0930 BREAK	0850-0900 BREAK	1005-1050 SESSION XXV: Practice Test Interpretation	1015-1200 SESSION XXIX: Classifying a Suspect-Role Play
0930-1030 SESSION XIV: (cont)	0900-0945 SESSION XVIII: Practice Test Interpretation	1050-1100 BREAK	1200-1300 LUNCH
1030-1045 BREAK	0945-1020 SESSION XIX: Inhalants	1100-1200 SESSION XXVI: Preparing the Narrative Report	1300-1600 ADMINISTRATION OF THE TEST VALIDATION
1045-1130 SESSION XV: Practice Test Interpretation	1020-1030 BREAK	1200-1300 LUNCH	1600-1630 SESSION XXX: Transition to Certification Training
1130-1200 SESSION XVI: Phencyclidine (PCP)	1030-1130 SESSION XIX: (cont)	1300-1430 SESSION XXVII: Practice Test Interpretation	1630-1700 Course Critique; Closing Remarks; Presentation of Certificates
1200-1300 LUNCH	1130-1145 BREAK	1430-1445 BREAK	
1300-1410 SESSION XVI: (cont)	1145-1300 SESSION XX: Practice Vital Signs Examinations	1445-1530 SESSION XXVIII: Case Preparation and Testimony	
1410-1420 BREAK	1300-1400 LUNCH	1530-1545 BREAK	
1420-1515 SESSION XVII: Narcotic Analgesics	1400-1530 SESSION XXI: Cannabis	1545-1630 SESSION XXVIII: (cont)	
1515-1530 BREAK	1530-1540 BREAK	1630-1700 QUIZ NUMBER FOUR	
1530-1630 SESSION XVII: (cont)	1540-1640 SESSION XXII: Overview of Signs and Symptoms	1700-1800 BREAK	
1630-1730 SESSION XVII: (cont)	1640-1650 BREAK	1800-2000 OPTIONAL REVIEW SESSION #2	
1730-1800 BREAK	1650-1730 SESSION XXIII: Resume Preparation & Maintenance		
1800-2030 OPTIONAL REVIEW SESSION #1	1730-1800 QUIZ NUMBER THREE		

**ALTERNATE SCHEDULE #1
COMBINED PRE-SCHOOL AND 7-DAY SCHOOL**

Time	Session Title	D - 7-day DRE School P - Pre-School	Duration
8:00A - 10:00A	Introduction and Overview	D	2hrs
10:00A - 11:00A	Drugs and Society	D	1hr
11:00A - 12:00P	Development and Effectiveness	D	1hr
12:00P - 1:00P	Lunch		1hr
1:00P - 3:30P	Overview of DRE Classification Procedures	D	2.5hrs
3:30P - 5:00P	Psychophysical Tests	P	1.5hrs
	END OF DAY		
8:00A - 11:00A	Eye Examinations	D	3hrs
11:00A - 12:00P	Vital Signs	D	1hr
12:00P - 1:00P	Lunch		1hr
1:00P - 2:30P	Vital Signs (cont.)	D	1.5hrs
2:30P - 4:00P	Overview of Signs and Symptoms	P	1.5hrs
4:00P - 5:00P	Alcohol as a Drug	P	1hr
	END OF DAY		
8:00A - 9:30A	Demonstration of the Evaluation Sequence	D	1.5hrs
9:30A - 12:00P	Physiology of Drugs	D	2.5hrs
12:00P - 1:00P	Lunch		1hr
1:00P - 2:30P	Central Nervous System Depressants	D	1.5hrs
2:30P - 5:00P	Alcohol Workshop All Instructors	P	2.5hrs
	END OF DAY		

Time	Session Title	D - 7-day DRE School P - Pre-School	Duration
8:00A - 9:00A	Central Nervous System Depressants (cont.)	D	1hr
9:00A - 11:30A	Central Nervous System Stimulants	D	2.5hrs
11:30A - 12:00P	Quiz Number One	D	.5hr
12:00P - 1:00P	Lunch		1hr
1:00P - 2:00P	Eye Examinations	D	1hr
2:00P - 2:30P	PDR and Other Drug References	D	.5hr
2:30P - 5:00P	Review and Pre-School Final Examination	P	2.5hrs
	END OF DAY		
8:00A - 10:00A	Hallucinogens	D	2hrs
10:00A - 11:00A	Practice Test Interpretation	D	1hr
11:00A - 12:00P	Phencyclidine	D	1hr
12:00P - 1:00P	Lunch		1hr
1:00P - 2:00P	Phencyclidine (cont.)	D	1hr
2:00P - 4:00P	Mid-Course Review All Instructors	D	2hrs
	END OF DAY		
8:00A - 11:00A	Narcotic Analgesics	D	3hrs
11:00A - 12:00P	Practice Test Interpretation	D	1hr
12:00P - 1:00P	Lunch		1hr
1:00P - 2:00P	Inhalants	D	1hr
2:00P - 3:00P	Practice Vital Signs All Instructors	D	1hr
3:00P - 4:00P	Quiz Number Two	D	.5hr
	END OF DAY		

Time	Session Title	D - 7-day DRE School P - Pre-School	Duration
8:00A - 11:00A	Cannabis	D	3hrs
11:00A - 12:00P	Overview of Signs and Symptoms	D	1hr
12:00P - 1:00P	Lunch		1hr
1:00P - 2:00P	Drug Combinations	D	1hr
2:00P - 2:30P	Quiz Number Three	D	.5hr
2:30P - 5:00P	Alcohol Workshop All Instructors	D	2.5hrs
	END OF DAY		
8:00A - 9:00A	Drug Combinations	D	1hr
9:00A - 10:00A	Practice Test Interpretation	D	1hr
10:00A - 11:00A	Preparing the Narrative Report	D	1hr
11:00A - 12:00P	Practice Test Administration All Instructors	D	1hr
12:00P - 1:00P	Lunch		1hr
1:00P - 2:30P	Case Preparation and Testimony	D	1.5hrs
2:30P - 3:00P	Quiz Number Four	D	.5hr
3:00P - 5:00P	Final Course Review All Instructors	D	2hrs
	END OF DAY		
8:00A - 11:00A	Final Examination All Instructors	D	3hrs
11:00A - 12:00P	Transition to Certification Training	D	1hr
12:00P - 1:00P	Lunch		1hr
1:00P - 3:00P	Classifying a Suspect (Role Play) All Instructors	D	2hrs
3:00P - 4:00P	Graduation		2hrs

ALTERNATE SCHEDULE #2
COMBINED DWI DETECTION AND STANDARDIZED FIELD SOBRIETY,
PRE-SCHOOL AND 7-DAY SCHOOL

WEEK ONE Day One	DURATION
Block 1 - Introduction and Overview (merger of DWI Detection and SFST manual session I and the DRE manual session I) <i>SFST and DRE School Pre-tests</i>	2hrs
Block 2 - Definition of drug and overview of the drug categories (modified Pre-School session I, Introduction and Overview)	1hr
Block 3 - Detection and Deterrence (SFST manual session II)	1hr
Block 4 - The Legal Environment (SFST manual session III)	45min
Block 5 - Overview of Detection, Notetaking and Testimony (SFST manual session IV)	45min
Block 6 - Phase One: Vehicle in Motion (SFST manual session V)	1hr
Block 7 - Phase Two: Personal Contact (SFST manual session VI)	1hr
Block 8 - Phase Three: Pre-Arrest Screening (SFST manual session VII)	30min
DAY TWO	
Block 9 - Concepts and Principles of the SFST (SFST manual session VIII, segments A (development and validity) and B (types of nystagmus))	1hr
Block 10 - Eye examinations (Pre-School manual session IV, segments A (purposes of the eye examinations) and B 1, 2 and 3 (procedures and clues for HGN, VGN, and Lack of Convergence))	1hr
Block 11 - Psychophysical Tests (Pre-School manual session III, segments A and B, Romberg and Walk and Turn)	1hr
Block 12 - Psychophysical Tests (Pre-School manual session III, segments C and D, One Leg Stand and Finger to Nose)	1hr
Block 13 - SFST Battery Demonstrations (SFST manual session IX, plus Romberg and Finger to Nose, utilizing the DRE order)	1hr
Block 14 - SFST Dry Run Practice (SFST manual session X, plus Romberg and Finger to Nose, in the DRE order)	1hr
Block 15 - Alcohol Correlation Study #1 (merger of SFST manual session XI and Pre-School manual session V)	2hrs

DAY THREE	DURATION
Block 16 - <i>Alcohol as a Drug</i> (Pre-School manual session VIII)	2hrs
Block 17 - <i>Overview of Signs and Symptoms</i> (Pre-School manual session VII)	1hr
Block 18 - <i>Eye Examinations</i> (Pre-School manual session IV, beginning with B4 (estimation of pupil size) through 5 (reaction to light)).	1hr
Block 19 - <i>Drugs in Society and in Motor Vehicle Operation</i> (DRE manual session II)	1hr
Block 20 - <i>Development and Effectiveness</i> (DRE manual session III)	2hrs
Block 21 - <i>Review Session - SFST curriculum</i>	1hr
DAY FOUR	
Block 22 - <i>SFST Course Final Examination</i> (SFST manual session X)	30min
Block 23 - <i>Eye Examinations - Practice Session</i> (merger of the practice sessions in DRE manual session XI and Pre-School manual session IV)	30min
Block 24 - <i>Examination of Vital Signs</i> (merger of Pre-School manual session VI and DRE manual session VII)	3hrs
Block 25 - <i>Overview of Drug Evaluation and Classification Procedures</i> (merger of Pre-School manual session II and DRE manual session IV)	1hr
Block 26 - <i>Demonstrations of the Evaluation Sequence</i> (DRE manual session VIII)	2hrs
Block 27 - <i>Review Session - Pre-School Curriculum</i>	1hr
DAY FIVE	
Block 28 - <i>Pre-School Final Examination</i> (Pre-School manual session X)	30min
Block 29 - <i>Physiology and Drugs: An Overview</i>	4hrs
Block 30 - <i>SFST Report Writing</i> (SFST manual session XIII and SFST practice session)	1hr, 30min
Block 31 - <i>Alcohol Correlation Study #2</i> (merger of Pre-School manual session V and SFST manual session XIV; includes SFST Proficiency Test)	2hrs

WEEK TWO DAY SIX	DURATION
<i>Quiz #1</i>	30min
Block 32 - <i>Physician's Desk Reference, CPS and Additional Resources</i> (DRE manual session XIII)	2hrs
Block 33 - <i>Methods of Administration and Elimination</i> (Note: This is not a current standard manual session, but is an LAPD curriculum addition)	30min
Block 34 - <i>Central Nervous System Depressants</i> (DRE manual session IX)	2hrs
Block 35 - <i>Central Nervous System Stimulants</i> (DRE manual session X)	3hrs
DAY SEVEN	
<i>Quiz #2</i>	30min
Block 36 - <i>Hallucinogens</i> (DRE manual session XIV)	2hrs
Block 37 - <i>Practice: Test Interpretation</i> (DRE manual session XV)	1hr
Block 38 - <i>Phencyclidine</i> - (DRE manual session XVI)	2hrs
Block 39 - <i>Narcotic Analgesics</i> (DRE manual session XVII, including examination of injection marks)	2hrs, 30min
DAY EIGHT	
<i>Quiz #3</i>	30min
Block 40 - <i>Inhalants</i> (DRE manual session XIX)	1hr, 30min
Block 41 - <i>Practice: Test Interpretation</i> (DRE manual session XVIII)	1hr
Block 42 - <i>Cannabis</i> (DRE manual session XXI)	2hrs
Block 43 - <i>Resume Preparation and Maintenance</i> (DRE manual session XXIII)	1hr
Block 44 - <i>Practice: Vital Signs</i> (DRE session XX)	30min
Block 45 - <i>Alcohol Correlation Study #3</i> (DRE manual session XII)	1hr, 30min
DAY NINE	
<i>Quiz #4</i>	30min
Block 46 - <i>Overview of Signs and Symptoms</i> (DRE manual session XXII)	1hr
Block 47 - <i>Drug Combinations</i> (DRE manual session XXIV)	2hrs
Block 48 - <i>Practice Session: Eye Examinations</i> (Note: Students practice the pupil size examinations in this segment. There is no standard lesson plan for this segment.)	1hr

DAY NINE (cont)	
Block 49 - Practice: Test Interpretation (DRE manual session XXV)	1hr
Block 50 - Practice: Test Administration (DRE manual session XXVII)	30min
Block 51 - Review of the DRE School <i>Quiz #5 is also incorporated into this session.</i>	2hrs
DAY TEN	
Block 52 - DRE School Final Examination (DRE manual session XXX)	1hr
Block 53 - Preparing the Narrative Report (DRE manual session XXVI)	1hr
Block 54 - Case Preparation and Testimony (DRE manual session XXVIII)	1hr
Block 55 - Classifying a Suspect (Role Plays) (DRE manual session XXIX)	3hrs
Block 56 - Transition to Certification Phase of Training (DRE manual session XXX)	1hr
Block 57 - Graduation - Presentation of Certificates and Achievement Awards (Note: Course critiques are finished during this segment.)	1hr

**ALTERNATE SCHEDULE #3
ACCELERATED DRE SCHOOL**

Week One				
Day	Time	Manual	Session/Segment	Title
Monday	(1) 1000 to 1200	SFST DRE	Session I Session I	<i>Introduction & Overview (SFST Script and Matrix Handouts); student/instructor introductions</i>
	1200 to 1300			<i>SFST & DRE Pre-tests</i>
	(2) 1300 to 1400	Pre-School	Session I	<i>Introduction</i>
	1400 to 1500			Lunch Break
	(3) 1500 to 1545	SFST	Session II	<i>Detection and Deterrence</i>
	(4) 1545 to 1630	SFST	Session III	<i>The Legal Environment</i>
	(5) 1630 to 1730	SFST	Session IV	<i>Overview of Detection, Notetaking & Testimony</i>
	(6) 1730 to 1815	SFST	Session V	<i>Phase One: Vehicle in Motion & Explanation of Divided Attention Impairment</i>
	(7) 1815 to 1900	SFST	Session VI	<i>Phase Two: Personal Contact</i>
Tuesday	(8) 1200 to 1230	SFST	Session VII	<i>Phase Three: Pre-Arrest Screening (modified PBT Session)</i>
	(9) 1230 to 1330	SFST	Session VIII/A, B	<i>Concepts and Principles of the SFST (development and types of nystagmus)</i>
	(10) 1330 to 1400	Pre-School	Session IV/A & B, 1, 2, & 3	<i>Eye Exams (Purpose of Eye examinations, procedures and clues for HGN, VGN and LOC)</i>
	(11) 1400 to 1500	Pre-School	Session III/A & B	<i>Romberg & Walk and Turn</i>
	(12) 1500 to 1600	Pre-School	Session III/C&D	<i>One Leg Stand & Finger to Nose</i>
	1600 to 1700			Lunch Break
	(13) 1700 to 1800	SFST	Session IX	<i>SFST Test Battery Demonstrations (includes Romberg, Finger to Nose in DRE order)</i>
	(14) 1800 to 1900	SFST	Session X	<i>SFST "Dry Run" Practice (includes Romberg, Finger to Nose, in DRE order)</i>
	(15) 1900 to 2100	SFST Pre-School	Session IX Session V	<i>Alcohol Correlation Study #1 - coordinator; wrap-up; bartender; log; vitals</i>

Wednesday	(16) 1000 to 1200	Pre-School	Session VIII	<i>Alcohol as a Drug</i> (Magic Mountain Video alcohol driving study)
	(17) 1200 to 1300	Pre-School	Session VII	<i>Overview of Signs and Symptoms</i> (distribution of blank drug matrix)
	(18) 1300 to 1400	Pre-School	Session IV/B4, 5	<i>Eye Exams</i> (pupil size & reaction to light)
	1400 to 1500			Lunch Break
	(19) 1500 to 1600	DRE	Session II	<i>Drugs in Society and Motor Vehicle Operation</i>
	(20) 1600 to 1800	DRE	Session III	<i>Development and Effectiveness</i>
	(21) 1800 to 1900			<i>SFST Review Session</i>
Thursday	(22) 1000 to 1030	SFST	Session X	<i>Final Examination</i>
	(23) 1030 to 1100	DRE Pre-School	Session XI Session IV	<i>Eye Exams: Practice Session</i>
	(24) 1100 to 1300	Pre-School DRE	Session VI Session VII	<i>Examination of Vital Signs</i>
	1300 to 1400			<i>Vital Signs: Practice</i>
	1400 to 1500			Lunch Break
	(25) 1500 to 1600	Pre-School DRE	Session II Session IV	<i>Overview: Drug Evaluation and Classification Process</i> (LETN & Chevron tapes)
	(26) 1600 to 1800	DRE	Session VIII	<i>Demonstrations of the Evaluation Sequence</i>
	(27) 1800 to 1900			<i>Pre-School Review Session</i>
Friday	(28) 1200 to 1230	Pre-School	Session X	<i>Final Examination</i>
	(29) 1230 to 1530	DRE	Session VI	<i>Physiology and Drugs: An Overview</i>
	1530 to 1630			Lunch Break
	1630 to 1730			<i>Physiology and Drugs: Physiological Pursuit</i>
	(30) 1730 to 1800	SFST	Session XIII	<i>Report Writing</i>
	1800 to 1900			<i>SFST Practice</i>
	(31) 1900 to 2100	Pre-School SFST	Session V Session XIV	<i>Alcohol Correlation Study #2 & SFST Proficiency Test</i> - coordinator; wrap-up; log; vitals; bartender

Week Two				
Day	Time	Manual	Session/Segment	Title
Monday	1000 to 1030			<i>DRE Quiz #1</i>
	(32) 1030 to 1230	DRE	Session XIII	<i>Physician's Desk Reference & Additional Resources</i>
	(33) 1230 to 1330	non-manual session		<i>Methods of Administration & Elimination</i>
	(34) 1330 to 1400	DRE	Session IX	<i>CNS Depressants</i>
	1400 to 1500			Lunch Break
	1500 to 1630	DRE	Session IX	<i>continued</i>
	(35) 1630 to 1900	DRE	Session X	<i>CNS Stimulants</i>
Tuesday	1000 to 1030			<i>DRE Quiz #2</i>
	1030 to 1130	DRE	Session X/E	<i>continued</i>
	(36) 1130 to 1230	DRE	Session XIV	<i>Hallucinogens</i>
	1230 to 1300	DRE	Session XIV	<i>continued</i>
	(37) 1300 to 1400	DRE	Session XV	<i>Practice: Test Interpretation (includes Clinton Williams evaluation)</i>
	1400 to 1500			Lunch Break
	(38) 1500 to 1600	DRE	Session XVI	<i>Phencyclidine</i>
	1600 to 1700	DRE	Session XVI/E	<i>continued</i>
	(39) 1700 to 1900	DRE	Session XVII/ includes E	<i>Narcotic Analgesics</i>
Wednesday	1200 to 1230			<i>DRE Quiz #3</i>
	1230 to 1330	DRE	Session XVII	<i>Injection Marks Examination</i>
	(40) 1330 to 1430	DRE	Session XIX	<i>Inhalants</i>
	(41) 1430 to 1530	DRE	Session XVIII	<i>Practice: Test Interpretation</i>
	(42) 1530 to 1700	DRE	Session XXII	<i>Cannabis</i>
	1700 to 1800			Lunch Break
	(43) 1800 to 1900	DRE	Session XXIII	<i>Resume Preparation & Maintenance</i>
	(44) 1900 to 1930	DRE	Session XX	<i>Practice: Vital Signs</i>
	(45) 1930 to 2100	DRE	Session XII	<i>Alcohol Correlation Study #3 - coordinator; wrap-up; vitals; bartender; log</i>

Thursday	1000 to 1030			<i>DRE Quiz #4</i>
	(46) 1030 to 1130	DRE	Session XXII	<i>Overview of Signs & Symptoms</i>
	(47) 1130 to 1330	DRE	Session XXIV	<i>Drug Combinations</i>
	(48) 1330 to 1430	non- manual session		<i>Practice: Eye Exams</i>
	1430 to 1530			Lunch Break
	(49) 1530 to 1630	DRE	Session XXV	<i>Practice: Test Interpretation</i>
	(50) 1630 to 1700	DRE	Session XXVII	<i>Practice: Test Administration</i>
	(51) 1700 to 1900			<i>DRE Full Course Review "Your Brain on DRE"</i> <i>DRE Quiz #5</i>
Friday	(52) 1000 to 1100			<i>Final Examination: DRE School</i>
	(53) 1100 to 1200	DRE	Session XXVI	<i>Preparing the Narrative Report</i>
	(54) 1200 to 1300	DRE	Session XXVIII	<i>Case Preparation & Testimony</i>
	1300 to 1400			Lunch Break
	(55) 1400 to 1700	DRE	Session XXIX	<i>Classifying a Suspect: Role Plays - coordinator</i>
	(56) 1700 to 1800	DRE	Session XXX	<i>Transition to the Certification Phase of Training</i>
	(57) 1800 to 1900			<i>Graduation: Presentation of Certificates and Achievement Awards</i>

C. Overview of the Curriculum Package.

In addition to this Administrator's Guide, the curriculum package for the classroom training program in drug evaluation and classification consists of the following documents and materials:

- o Instructor's Lesson Plans Manual
 - o Audio-Visual Aids
 - o Student's Manual
 - o Set of Drug Evaluation Exemplars
1. Instructor's Lesson Plans Manual

The Instructor's Lesson Plans Manual is a complete and detailed blueprint of what the course covers and of how it is to be taught. It is organized into thirty-two modules, with each module corresponding to one of the training sessions.

Each module consists of a cover page, an outline page, the lesson plans themselves, and master (paper) copies of visual aids referenced in the lesson plans.

The cover page presents the module's (or session's) title and the estimated instructional time required to complete the module.

The outline page lists the specific performance objectives of the module, i.e., the capabilities that the participants will achieve once they have successfully completed the module. The outline page also lists the module's major content segments and the major types of learning activities that are employed during the module.

The lesson plans themselves are arranged in a standard, side-by-side content/instructional notes format. The "content" (left-side) of each page outlines what is to be taught. This content includes:

- o facts
- o concepts
- o procedural steps
- o rules and regulations
- o etc.

The "Instructional Notes" (right-side) portion of each page specifies how the content is to be taught. That is, it defines how the instructor is to present the material and involve the students in the presentation and ensure that they understand and assimilate the material. Typical entries under the "Instructional Notes" column include:

- o the approximate amount of time to be devoted to each major content segment
- o indications of what visual aids are to be used and when they are to be used
- o questions to be posed to students to involve them actively in the presentation
- o indications of points requiring special emphasis
- o guidelines for conducting particular demonstrations to clarify how drug examinations are to be performed
- o specifications of group exercises and other methods of involving students more actively in the lesson

The Instructor's Lesson Plans Manual serves, first, as a means of preparing the instructor to teach the course. He or she should review the entire set of lesson plans and become familiar with the content and develop a clear understanding of how the course "fits together". He or she is also expected to become thoroughly familiar with each module that he or she is assigned to teach, to prepare acetate copies of the visual aids, to assemble all "props" and other instructional equipment referenced in the lesson plans, and to augment the "instructional notes" as necessary to ensure that his or her own teaching style is applied to the content.

Subsequently, the Instructor's Lesson Plans Manual serves as an in-class reference document for the instructor, to help him or her maintain the sequence and pace of presentations and other learning activities.

It is worth emphasizing that the Instructor's Lesson Plans Manual does not contain the text of a speech. Although its outlines of content information are fairly well detailed and comprehensive, those outlines are not to be read verbatim to the participants. This training program is intended to be a dynamic, highly interactive learning experience in which the students are active participants. It should not be permitted to degenerate into a series of mere lectures.

2. Audio-Visual Aids

Five types of audio-visuals are used in this course:

- o wall charts
- o chalkboard/flip-chart presentations
- o "visuals" (overhead transparencies)
- o 35mm photographic slides
- o video tapes

The wall charts are permanently-displayed items. They consist of sketches with brief captions, intended to depict major themes and segments of the training. The wall charts should be handmade, using colored marker pens, on flip chart sheets. The sketches and text must be large enough so that they may be viewed from any seat in the classroom.

Standard-sized paper copies of the suggested wall charts are included in the Instructor's Lesson Plans Manual. The copies may be photocopied onto acetate, to produce overhead transparencies. The transparencies, in turn, can be projected onto flip chart sheets and traced with colored markers, to produce the wall charts themselves.

Wall charts should be placed high on the far left and right sides of the classroom's front wall, or on the side walls, where they will be visible without distracting from the screen or chalkboard.

The chalkboard/flip chart presentations, as recommended in the lesson plans, are self-explanatory.

The "visuals" or overhead transparencies are simple displays of graphic and/or narrative material that emphasize key points and support the instructor's presentation. Paper copies of those "visuals" are found in various modules of the Instructor's Lesson Plans Manual. Those paper copies must be photocopied onto acetate to produce the overhead transparencies. Each "visual" is numbered to indicate the session to which it belongs and its sequence within that session. For example, Visual VII-3 would be the third overhead transparency used in Session VII.

35mm photographic slides are available of all the overhead transparencies.

The video tapes consist of a number of segments that demonstrate the drug evaluation and classification procedures, and that exhibit the kinds of evidence associated with various categories of drugs. Some of these segments feature persons who are actually under the influence of various drugs and who have been arrested for offenses relating to their drug impairment.

3. Student's Manual

The Student's Manual is the basic textbook and study source for the course. It provides a session-by-session summary of the subject matter, and a list of study topics to help the students assimilate the material.

During the course, the Student's Manual will be primarily useful for previewing the sessions, and for studying the subject matter in preparation for the final knowledge and proficiency examinations. After the classroom training is completed, the student will find that the manual is a useful reference document, especially during the Certification Phase of training.

Students are expected to be familiar with all of the contents of their Student Manual. Instructors must encourage the students to study the manual carefully as they progress through the school. Note: Students are expected to be able to answer the "topics for study" review questions that appear at the end of various sections of their Student Manual.

4. Set of Drug Evaluation Exemplars

The exemplars are the documented results of simulated drug evaluation and classification examinations. A standardized reporting form is used for the exemplars. This is the same form that the students use as a test recording instrument when they practice administering and documenting the drug evaluation and classification examination.

The exemplars support learning activities that take place during eleven sessions:

- o Sessions IX, X, XIV, XVI, XVII, XIX, and XXI cover the seven individual drug categories. Several exemplars have been prepared for each session, to illustrate the kinds of clues that can be expected when the examination is conducted for a person under the influence of that category. For example, the exemplars designed for Session IX illustrate the results of typical examinations of suspects under the influence of CNS depressants.

These exemplars will be found in the Instructor's and Student's Manual.

- o Session XV, XVIII and XXV are "Test Interpretation Practice" sessions. Students work in small groups, reviewing exemplars and determining, from the documented "evidence" they contain, what category or categories of drugs are present in each case. These exemplars also will be found in the Student's Manual.
- o Session XXIX is the "role play" practice session. Instructors serve as "test subjects". Students work in small groups, administering the entire drug evaluation and classification examination to each instructor. Each instructor uses an exemplar to inform the students as to what data they should record at each stage of the examination. For example, as part of the examination, the students will actually measure an instructor's blood pressure. The instructor will observe the students' technique and offer constructive criticism. The instructor will inquire as to the pressure readings that the students obtain. But, the instructor will tell the students to record the blood pressure readings documented on his or her assigned exemplar. Subsequently, the students must review their completed exemplars and determine what category or categories of drugs the instructor was "simulating". These exemplars are found at the end of the lesson plans for Session XXIX.

D. General Administrative Requirements

1. Facility Requirements

Several types of facilities are needed to support this training. First, a standard classroom is required. This should provide comfortable seating and adequate desk/table space for each student, and should be equipped with a large screen, overhead and 35mm slide projectors, chalkboards and/or flip-charts and video tape players and monitors. All visuals should be readily and fully visible from all seating locations. The classroom should also provide adequate unobstructed space to allow the instructors to demonstrate examination procedures. A "U"-shaped seating arrangement is preferable for the classroom.

A large, open area also is needed to support the hands-on practice sessions. A gymnasium or similar facility will serve this need very well. Ideally, it should be possible to control the lighting in this practice facility to the point of total darkness, to demonstrate and practice key elements of the drug evaluation and classification procedures that take place in a darkroom.

A separate room must be available, ideally adjacent to the gymnasium or practice facility. This room will serve as the "staging area" for the volunteer drinkers who will participate in the alcohol workshop (Session XII).

Another separate room must be provided to serve as the instructors' "office", i.e., the place where they can prepare for their teaching assignments, store materials, etc.

2. Special Instructional Equipment and Personnel.

For the alcohol workshop, volunteer drinkers must be available. The volunteer drinkers cannot be members of the class. There should be one volunteer for every three or four students. For example, if there are 25 students in the class, there should be 7-9 volunteer drinkers. Sufficient alcohol, mixers, cups, napkins, ice, etc. must be provided. Adequate breath testing devices must be available to provide for monitoring volunteers' blood alcohol concentrations. At least three people must be assigned to monitor and escort the volunteers; ideally, each volunteer should have his or her own monitor.

Note: Every volunteer must read and sign the "Statement of Informed Consent" prior to receiving any alcohol. Any person who refuses to sign the Statement cannot serve as a volunteer drinker.

For the hands-on practice sessions involving eye examinations, at least one pupillometer and one onset angle template should be provided for every two students. Ideally, each student should have his or her own pupillometer and template. The pupillometer should be capable of measuring pupil diameters across the range from 1.0 mm to 9.0 mm, in one-half millimeter increments. The template should display angles between 30 and 50 degrees, in 5 degree increments.

For the hands-on practice sessions involving vital signs examinations, a sphygmomanometer and stethoscope must be provided for every three students. Ideally, each student should have his or her own. Also, it is desirable that several training stethoscopes be available. These are stethoscopes that have two sets of earpieces, and allow an instructor to monitor exactly what the student is hearing.

Each student should be provided with a penlight suitable for conducting the various eye examinations.

At the beginning of DRE training, it is essential that every student have his or her own full complement of DRE equipment. In addition, every student must have access to a PDR, and ideally should own a PDR.

3. Instructor Qualifications.

The principal instructors for this course must be IACP-certified Drug Recognition Expert Instructors. That means that they (1) hold currently-valid certificates as DREs; (2) have completed the NHTSA DRE Instructor Training Course; and, (3) have completed the required delivery of both classroom and certification training, under the supervision of teacher-trainers. Only a certified DRE instructor can credibly teach:

- o Session IV (Overview of Drug Evaluation and Classification Procedures)
- o Session V (Eye Examinations)
- o Session VIII (Demonstrations of the Evaluation Sequence)
- o The segment entitled "Expected Results of the Evaluation" in Sessions IX, X, XIV, XVI, XVII, XIX XXI and XXIV (The sessions covering individual drug categories and combinations of categories)
- o The hands-on practice sessions (Sessions XI, XX, XVIII and XXIX)
- o The Test Interpretation Practice Sessions (Sessions XV, XVII and XXV)
- o Session XXVI (Narrative Drug Report)
- o Session XXIII (Resume Preparation and Maintenance)

The above-listed sessions and segments constitute approximately 75% of the course.

A qualified DRE could instruct the remaining 25% of the course, as well. However, some agencies may wish to enlist instructors with special credentials for certain blocks of instruction. For example, a physician would be well qualified to teach Session VII (Examination of Vital Signs), and a prosecutor might be a good choice as the instructor for Session XXVIII (Case Preparation and Testimony), and for Session XXVI (Preparing the Narrative Report).

In addition to their occupational competencies, all instructors must be qualified teachers. They need to understand, and be able to apply, fundamental principles of instruction. Perhaps most importantly, they need to be competent coaches. Much of this classroom training is devoted to hands-on practice. The quality of coaching will have a major impact on the success of those practice sessions. It is highly recommended that every instructor be a graduate of the NHTSA DRE Instructor Training School.

For the hands-on practice sessions, there should be at least one instructor for every three students, to permit adequate monitoring and coaching.

4. Class Size Considerations.

The recommended maximum class size for this course is 25 students. Larger classes make it difficult to devote sufficient attention to each student to ensure that he or she develops examination skills to a level sufficient to progress to the Certification Phase. The preferred class size is 15-20 students.

E. Course Planning and Preparation Requirements

The fundamental preparatory step for any law enforcement agency desiring this training is to ensure that the agency and its community or state satisfy the prerequisites outlined in Section B, part 1 of this Administrator's Guide.

The next step is to select a cadre of appropriate candidate DREs. Make sure that each candidate satisfies the student prerequisites outlined in Section B.

The third step is to provide preliminary training to the candidate DREs. The National Highway Traffic Safety Administration (NHTSA) has developed a curriculum to support preliminary training for potential DREs. This training enables the candidates to become familiar with, and to start to develop skills in, the vital signs examinations and other elements of the drug evaluation and classification procedures.

The next step will be to schedule the class. States with well-established DRE programs, including a cadre of experienced DRE instructors, are expected to plan and manage their own DRE Schools. However, they can receive the services of additional (in-State and out-of-State) instructors, at NHTSA's expense. And of course, NHTSA supplies Student Manuals and other standard instructional materials at no charge. For States whose DRE programs are new or developing, NHTSA assists with the planning and management of the Schools, and supplies most or all instructors.

In general, this classroom training course is conducted at facilities operated by the delivery agency or at other suitable locations. Departments are responsible for all costs associated with transporting their personnel to and from the training site, and for their lodging and subsistence during the training.

F. Examinations of Students' Knowledge and Proficiency

It is very important to test the students' knowledge and skill development. Testing in this course is conducted for two principal reasons: (1) to assess students' progress, and identify deficiencies that need correction; and, (2) as a learning activity for the students. Knowledge testing starts in the very first session of the course, when a PRE-Test is given. After the students have finished the PRE-Test, you will give them a new, blank copy of the test, so that they can use it as a study guide throughout the course. Five formal quizzes also will be given. The first of these is given at the start of the third day of the school. The second quiz is given at the start of the fifth day, and the third quiz at the start of the sixth day. The fourth quiz is given at the end of the sixth day. The fifth quiz is given during the Optional Review Session that occurs during the evening of the sixth day. In addition, a self-study quiz is provided in the Student's Manual.

The most important knowledge test, of course, is the Final Examination. It is given on the afternoon of the final day of the School. The student must achieve a grade of at least 80% in order to progress to certification training. If a student fails the examination, the National minimum Standards permit one additional attempt. The additional attempt must be based on an examination approved for that purpose by NHTSA and IACP, and cannot occur earlier than two weeks, nor later than four weeks, following completion of the DRE School.

A skill examination also occurs during the next-to-last session of the DRE School. That is the session in which the students will examine instructors who are "playing the roles" of drug-impaired person. A Proficiency Examination Checklist (found in Session XXX of this Manual) is used to evaluate the students' performance.

G. Follow-Up Requirements

Upon completion of the classroom training, students will commence the Certification Phase, i.e., the application of drug evaluation and classification procedures in an actual enforcement context. During certification training, the students are supervised by certified DRE instructors. Under the national minimum standards for certification established by the International Association of Chiefs of Police (IACP), each student must participate in conducting at least 12 drug examinations, at least six of which he or she must personally administer.

The student must also identify at least three of the seven drug categories in his or her examinations. And, toxicologic specimens must be submitted from at least nine of the examined subjects, and analysis of those specimens must corroborate the student's opinion for at least 75% of the specimens submitted. Most importantly, the numbers and percentages cited here are minimum requirements: no student can be certified as a DRE until two instructors attest that he or she qualifies for certification.

NHTSA requires that a formal assessment of the drug evaluation and classification program be conducted by each agency that receives this training. At a minimum, it is expected that departments will maintain records, for a period of at least 6 months following completion of the Certification Phase training, on each DRE's on the job performance, and that copies of those records will be submitted to NHTSA. The records should include the Standard Drug Evaluation and Classification form (or its equivalent); the arrest report; the Narrative Report; and, the results of the laboratory analysis of a blood or urine sample (if available) on each suspect examined by a DRE.

The training delivery agency will compile the information needed to support an assessment of the classroom training each time it is conducted. This assessment will be based primarily on the (anonymous) Student's Critique Form, which appears in Session XXX of the Instructor's Lesson Plans Manual. Guidelines for preparing a post-course evaluation report based on the Student's Critique Form are covered in Section H.

H. Guidelines for Preparing Post-Course Evaluation

A standard NHTSA/TSI participant's critique form is provided to document participant's initial ratings of course content and activities. The form is divided into eight parts:

- A. Workshop/Seminar Objectives
- B. Course Activities
- C. Course Design
- D. Topic Deletions
- E. Topic Additions
- F. Ability to Identify Drug Categories
- G. Overall Quality of the Course
- H. Quality of Instruction
- I. Final Comments or Suggestions

The following instructions are provided to guide review, analysis and interpretation of participant's comments:

Section A - Workshop/Seminar Objectives

Determine raw tabulation and percentages for each objective:

- o If the "no"/"not sure" responses total 20% or more, some explanation should be provided. Assess the problem and explain or recommend changes as appropriate.

Section B - Course Activities

The rating choices are as follows:

1. Very Important
2. Somewhat Important
3. Un-Important
4. Not Sure

Analysis Procedures

Step 1: Tabulate total number of responses in each category for each activity.

Step 2: The following values should be applied:

- o +2 for each "very important"
- o 0 for each "somewhat important"
- o -2 for each "un-important"
- o -1 for each "not sure"

Step 3: Determine total number of points for each activity.

Step 4: Divide the totals by twice the number of votes (N).

Step 5: The result is the final rating.

Any rating of +.5 or higher indicated the participant's consensus was that the activity (segment) was "very important".

If the rating is below +.2, some explanation should be provided...assess the reason(s) and explain or recommend changes as appropriate.

If the rating is below 0 there is a serious problem...assess the problem(s) and explain or recommend changes as appropriate.

Section C - Course Design

Determine raw tabulation and percentage for each statement.

Some comment or explanation should be provided if the inappropriate ("agree"/"disagree") or "not sure" responses exceed 20%.

Section D & E - Topic Deletion/Additions

Prepare a summary of responses for each section. Comment as appropriate.

Section F - Ability to Identify Drug Categories

Total the numerical ratings, and divide by the number of responding participants. That gives the average rating for the section, on the scale from 1 ("very confident") to 3 ("not confident"). Comment as appropriate.

Section G - Overall Quality of the Seminar

Total the numerical ratings, and divide by the number of responding participants. That gives the average rating for the seminar, on the scale from 1 ("poor") to 5 ("excellent"). Comment as appropriate.

Section H - Quality of Instruction

For each instructor, tabulate his or her numerical ratings, and divide by the number of responding participants. Comment as appropriate.

Section I - Final Comments

Prepare a summary of responses for each section. Comment as appropriate.

NOTE: A copy of the completed post course evaluation report should be forwarded to the appropriate State Highway Safety Office and/or NHTSA Region Office as they are completed. These reports will be used to assist in determining what revisions are needed to the course curriculum in the future when periodic course reviews are conducted by the NHTSA.

I. Requests for Information, Assistance or Materials

Departments interested in this program should contact their state's Office of Highway Safety. Formal requests for this training should come from the State Highway Safety Office, and should be directed to the cognizant NHTSA Regional Office.

One Hour and Fifty Minutes

SESSION I

INTRODUCTION AND OVERVIEW

SESSION I INTRODUCTION AND OVERVIEW

Upon successfully completing this session, the participant will be able to:

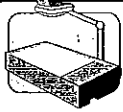


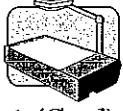
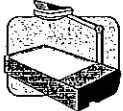
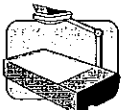
- o State the goals and objectives of the course.
- o Outline the major course content.
- o Outline the schedule of major course activities.
- o Outline the contents and arrangement of the student manual.

During this session, the participant will demonstrate his or her current knowledge of basic concepts and terminology relevant to the Drug Evaluation and Classification Process.



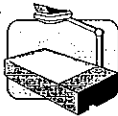
Content Segments

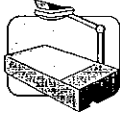
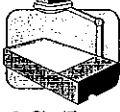


Learning Activities


- | | |
|-------------------------------------|---------------------------------|
| A. Welcoming Remarks and Goal | o Instructor Led Presentations |
| B. Participant Introductions | o Participant Led Presentations |
| C. Objectives | o Knowledge Examination |
| D. Overview of Content and Schedule | o Reading Assignments |
| E. Overview of Student Manual | |
| F. Administrative Matters | |
| G. Glossary of Terms | |


Aides	Lesson Plan	Instructor Notes
 I-0 (Session Objectives)	INTRODUCTION AND OVERVIEW	Total Lesson Time: Approximately 110 Minutes Briefly review the content, objectives and activities of this session.
 10 Minutes	A. Welcoming Remarks and Goal	
	1. Welcome to the seven day DRE School.	Course title on wall chart. Brief welcoming remarks by the lead-off instructor (not longer than one minute).
 I-1 (Goal)	2. The goal of this school is simple: To help you prevent crashes, deaths and injuries caused by drug impaired drivers.	
 I-2A (Tennessee)	a. University of Tennessee study (1988) 40% of drivers treated at Trauma Center for crash injuries had drugs other than alcohol in them.	The Tennessee study was conducted by Kirby, Jackie M. (RN, MSN) and Maull, Kimball I. (MD), Division of Trauma/ Critical Care, Department of Surgery, University of Tennessee Medical Center, Knoxville, Tennessee.
 I-2B (Maryland)	b. Maryland Shock Trauma Center study (1985-1986) 32% of drivers treated at the Shock Trauma Center had used marijuana prior to their crashes.	Emphasize that these studies clearly show that drug impaired driving is a major problem in this country. Instructor note: Remind students that all studies published are subject to interpretation.


Aides	Lesson Plan	Instructor Notes
	<p>3. We can do something to remove drugged drivers from our roads.</p> <ul style="list-style-type: none"> a. The DRE Program is based on solid medical and scientific facts. b. The validity of the DRE Program has been tested in carefully controlled research in both the laboratory and the field. <p>4. By enrolling in DRE training, you have become part of an elite International Program.</p> <ul style="list-style-type: none"> a. Drug Recognition Experts form one of the tightest knit fraternities in law enforcement. b. DREs from many agencies and from many parts of the country work closely together to share information and other resources, and to maintain the highest standards of quality. c. Each of you was selected to receive this training because you were recognized by your department as a skilled and dedicated law enforcement professional. 	<p>For more information contact NHTSA, The National Traffic Law Center, or the IACP DEC Technical Advisory Panel.</p> <p>Point out that the students will hear more about this research later today.</p> <p>Mention the various agencies represented among the instructors and the students in this school.</p>


Aides	Lesson Plan	Instructor Notes
 <p data-bbox="203 615 370 646">25 Minutes</p>	<p data-bbox="526 327 954 499">d. Your instructors welcome you to this school. We're proud to have you here, and we're sure that you are proud to be here.</p> <p data-bbox="440 541 708 573">B. Introductions</p> <ol data-bbox="475 684 943 1136" style="list-style-type: none"> 1. Introduction of representatives of host agencies and other dignitaries. 2. Introduction of faculty. 3. Students' introductions. 	<p data-bbox="1008 684 1425 852">The introductions of dignitaries, and their welcoming remarks, must be kept brief: no more than 10 minutes can be devoted to this.</p> <p data-bbox="1008 894 1425 1062">The lead-off instructor should mention the names and agency affiliations of all other instructors, asking each to stand as their name is called.</p> <p data-bbox="1008 1104 1425 1346">Whenever possible, instructor should consider using creative and innovative icebreaking techniques. At a minimum, instruct each student to stand and give their name, agency affiliation and experience.</p>
 <p data-bbox="203 1465 370 1497">10 Minutes</p>  <p data-bbox="203 1717 354 1818">I-3A (First Three Objectives)</p>	<p data-bbox="440 1398 667 1430">C. Objectives</p> <ol data-bbox="475 1535 959 1881" style="list-style-type: none"> 1. If you successfully complete this School, you will be able to: <ol data-bbox="526 1640 954 1881" style="list-style-type: none"> a. Describe the involvement of drugs in impaired driving incidents. b. Name the seven categories of drugs and recognize their effects. 	

Aides	Lesson Plan	Instructor Notes
 <p data-bbox="196 531 347 632">I-3B (Next Two Objectives)</p>  <p data-bbox="196 751 347 852">I-3C (Last Three Objectives)</p>	<ul style="list-style-type: none"> c. Describe and properly conduct the drug evaluation. d. Document the results of the drug evaluation. e. Properly interpret the results of the evaluation. f. Write narrative Drug Influence Reports. g. Testify clearly and convincingly in drug evaluation cases. h. Maintain an up to date resume. <p>2. Every DRE needs to be able to do these eight things.</p> <p>3. Before you can be certified as a DRE, you will have to demonstrate that you can do each of these things.</p>	
 <p data-bbox="191 1381 358 1409">25 Minutes</p> 	<p>D. Overview of Content and Schedule</p> <ul style="list-style-type: none"> 1. Major content topics <ul style="list-style-type: none"> a. Drugs in society and in vehicle operation. b. Development and effectiveness of the Drug Evaluation and Classification Program. c. Overview of Drug Recognition Expert Procedures. 	<p>Solicit students' questions about the objectives.</p> <p>Refer to wall charts in previewing the content topics.</p> <p><u>Briefly</u> overview the contents covered under each major topic.</p>

Aides	Lesson Plan	Instructor Notes
	<ul style="list-style-type: none"> d. Eye Examinations (a major component of the Drug Evaluation Procedures). e. Physiology and Drugs. f. Vital signs examinations (a major component of the Drug Evaluation Procedures). g. The seven categories of drugs. h. The Physicians's Desk Reference (PDR) and other reference sources. i. Interviewing suspects (a major component of the Drug Evaluation Procedures). j. Resume preparation and maintenance. k. Case preparation and testimony. l. Classifying a suspect (interpreting and documenting the results of an examination) <p>2. Hands-on practice sessions.</p> <ul style="list-style-type: none"> a. Eye Examinations practice (Nystagmus, Lack of Convergence, pupil size and reaction to light) 	<p>Solicit students' questions concerning the content topics.</p> <p><u>Emphasize</u> that hands on practice is the principal learning activity of this course.</p> <p>Refer to wallchart outlining practice sessions.</p>


Aides	Lesson Plan	Instructor Notes
	b. Alcohol workshop (psychophysical testing practice)	Point out that volunteer drinkers from outside the class will be recruited for this session.
	c. Practicing interpretation of the examination results.	Point out that several sessions will be devoted to this. In each, students will review drug evaluation reports and identify the probable category or combinations of categories of drugs involved.
	d. Vital signs examinations practice (pulse, blood pressure)	<u>Point out</u> that several sessions will be devoted to this. In each, students will practice administering the drug examinations to each other. No hands on practice with <u>actual</u> drugged subjects is included in the classroom portion of DRE training.
	e. Practicing administration of the DRE examination.	<u>Point out</u> that students will work in teams to conduct and document examinations of instructors who will be simulating the indicators of drug-impaired subjects.
	f. Simulated drug impaired subjects examinations.	Solicit students' questions concerning the hands-on practice sessions.
	3. Course schedule.	Refer students to the schedule shown in their manuals.
		<u>Briefly</u> overview the schedule of sessions.
		Solicit students' questions concerning the schedule.

Aides	Lesson Plan	Instructor Notes
 25 Minutes	<p>E. Overview of Student Manual</p> <ol style="list-style-type: none"> 1. Student Manual is the basic reference document for this course. <ol style="list-style-type: none"> a. The Manual Contains a summary of presentations made by instructors throughout the classroom training. b. The Manual includes a set of "class notes" for every session in the course. 2. Students are expected to use the Manual to review the material covered in class. 3. The Manual should also be used to <u>preview</u> the class sessions. 4. By taking good notes, and by studying the Manual carefully, students should have no trouble in passing the course. 5. At the conclusion of the classroom training, the student must pass the written test with a score of 80% or better in order to progress to the certification phase. 	<p><u>Make sure</u> each student has a copy of the student manual.</p> <p><u>Point out</u> that the Student Manual has a separate chapter, or section, for each session of the course.</p> <p><u>Instruct</u> students to open their Manuals to Session I, and <u>briefly</u> review the content of that section of the Manual, to illustrate how the document is organized.</p> <p>Encourage students to read the appropriate Student Manual Sections prior to each day's classes.</p> <p>Remind students that there will be numerous quizzes during the class.</p>

Aides	Lesson Plan	Instructor Notes
 15 Minutes	<p>F. Administrative Matters</p> <ol style="list-style-type: none"> 1. Logistics. (Completion of registration forms, travel vouchers, etc.) 2. Mandatory attendance at all sessions of this school. 3. Facilities. (Locations of restrooms, lunchrooms, etc.) 4. Pre-test 	<p>Emphasize that, if a student misses any portion of this school, he or she must make up the deficiency via after hours tutoring before beginning certification training.</p> <p>Hand out pre-tests. <u>Emphasize</u> that the pre-test scores do not affect passage of this course, nor will the pre-test be a part of the student's permanent record. Allow 10 minutes for students to complete, then collect the pre-tests.</p> <p>Point out to the students that they will find a "clean" copy of the pre-test at the end of Section I of their Student's Manual. Inform students to use the pre-test as a study guide while they progress through the course.</p>

DRE 7-Day School

Session I Introduction and Overview



Introduction and Overview


Upon successfully completing this session, the participant will be able to:

- State the goals and objectives of the course
- Outline the major course content
- Outline the schedule of major course activities
- Outline the contents and arrangement of the student manual

Drug Evaluation & Classification Training 1-0

Ultimate Goal of the Program:


To help you prevent crashes, deaths and injuries caused by drug-impaired drivers



Drug Evaluation & Classification Training 1-1

University of Tennessee Study (1988):

40% of drivers receiving emergency treatment had used drugs prior to their crashes



Drug Evaluation & Classification Training 1-2A

Maryland Shock Trauma Center Study (1985-1986):

32% of drivers treated at the shock trauma center had used marijuana prior to their crashes

Drug Evaluation & Classification Training 1-2B

Classroom Training Objectives

You will become better able to:

1. Describe the involvement of drugs in impaired driving incidents
2. Name the seven drug categories and recognize their effects
3. Describe and properly conduct the drug evaluation

Drug Evaluation & Classification Training

I-3A

Classroom Training Objectives (continued)

4. Document the results of the drug evaluation and classification process
5. Properly interpret the results of the evaluation

Drug Evaluation & Classification Training

I-3B

Classroom Training Objectives (continued)

6. Prepare a narrative drug influence report
7. Discuss appropriate procedures for testifying in typical drug evaluation/classification cases
8. Maintain a relevant and up-to-date resume

Drug Evaluation & Classification Training

I-3C



STUDENT IDENTIFICATION SHEET

SOCIAL SECURITY NUMBER

0	0	0	0	0	0	0	0	0	0
1	1	1	1	1	1	1	1	1	1
2	2	2	2	2	2	2	2	2	2
3	3	3	3	3	3	3	3	3	3
4	4	4	4	4	4	4	4	4	4
5	5	5	5	5	5	5	5	5	5
6	6	6	6	6	6	6	6	6	6
7	7	7	7	7	7	7	7	7	7
8	8	8	8	8	8	8	8	8	8
9	9	9	9	9	9	9	9	9	9

DATE


MONTH	DAY	YEAR
0	0	0
1	1	1
2	2	2
3	3	3
4	4	4
5	5	5
6	6	6
7	7	7
8	8	8
9	9	9

TEST FORM

(A)
(B)

SCORE SHEET

1	(A)	(B)	(C)	(D)	(E)	11	(A)	(B)	(C)	(D)	(E)	21	(A)	(B)	(C)	(D)	(E)	31	(A)	(B)	(C)	(D)	(E)	41	(A)	(B)	(C)	(D)	(E)
2	(A)	(B)	(C)	(D)	(E)	12	(A)	(B)	(C)	(D)	(E)	22	(A)	(B)	(C)	(D)	(E)	32	(A)	(B)	(C)	(D)	(E)	42	(A)	(B)	(C)	(D)	(E)
3	(A)	(B)	(C)	(D)	(E)	13	(A)	(B)	(C)	(D)	(E)	23	(A)	(B)	(C)	(D)	(E)	33	(A)	(B)	(C)	(D)	(E)	43	(A)	(B)	(C)	(D)	(E)
4	(A)	(B)	(C)	(D)	(E)	14	(A)	(B)	(C)	(D)	(E)	24	(A)	(B)	(C)	(D)	(E)	34	(A)	(B)	(C)	(D)	(E)	44	(A)	(B)	(C)	(D)	(E)
5	(A)	(B)	(C)	(D)	(E)	15	(A)	(B)	(C)	(D)	(E)	25	(A)	(B)	(C)	(D)	(E)	35	(A)	(B)	(C)	(D)	(E)	45	(A)	(B)	(C)	(D)	(E)
6	(A)	(B)	(C)	(D)	(E)	16	(A)	(B)	(C)	(D)	(E)	26	(A)	(B)	(C)	(D)	(E)	36	(A)	(B)	(C)	(D)	(E)	46	(A)	(B)	(C)	(D)	(E)
7	(A)	(B)	(C)	(D)	(E)	17	(A)	(B)	(C)	(D)	(E)	27	(A)	(B)	(C)	(D)	(E)	37	(A)	(B)	(C)	(D)	(E)	47	(A)	(B)	(C)	(D)	(E)
8	(A)	(B)	(C)	(D)	(E)	18	(A)	(B)	(C)	(D)	(E)	28	(A)	(B)	(C)	(D)	(E)	38	(A)	(B)	(C)	(D)	(E)	48	(A)	(B)	(C)	(D)	(E)
9	(A)	(B)	(C)	(D)	(E)	19	(A)	(B)	(C)	(D)	(E)	29	(A)	(B)	(C)	(D)	(E)	39	(A)	(B)	(C)	(D)	(E)	49	(A)	(B)	(C)	(D)	(E)
10	(A)	(B)	(C)	(D)	(E)	20	(A)	(B)	(C)	(D)	(E)	30	(A)	(B)	(C)	(D)	(E)	40	(A)	(B)	(C)	(D)	(E)	50	(A)	(B)	(C)	(D)	(E)
51	(A)	(B)	(C)	(D)	(E)	61	(A)	(B)	(C)	(D)	(E)	71	(A)	(B)	(C)	(D)	(E)	81	(A)	(B)	(C)	(D)	(E)	91	(A)	(B)	(C)	(D)	(E)
52	(A)	(B)	(C)	(D)	(E)	62	(A)	(B)	(C)	(D)	(E)	72	(A)	(B)	(C)	(D)	(E)	82	(A)	(B)	(C)	(D)	(E)	92	(A)	(B)	(C)	(D)	(E)
53	(A)	(B)	(C)	(D)	(E)	63	(A)	(B)	(C)	(D)	(E)	73	(A)	(B)	(C)	(D)	(E)	83	(A)	(B)	(C)	(D)	(E)	93	(A)	(B)	(C)	(D)	(E)
54	(A)	(B)	(C)	(D)	(E)	64	(A)	(B)	(C)	(D)	(E)	74	(A)	(B)	(C)	(D)	(E)	84	(A)	(B)	(C)	(D)	(E)	94	(A)	(B)	(C)	(D)	(E)
55	(A)	(B)	(C)	(D)	(E)	65	(A)	(B)	(C)	(D)	(E)	75	(A)	(B)	(C)	(D)	(E)	85	(A)	(B)	(C)	(D)	(E)	95	(A)	(B)	(C)	(D)	(E)
56	(A)	(B)	(C)	(D)	(E)	66	(A)	(B)	(C)	(D)	(E)	76	(A)	(B)	(C)	(D)	(E)	86	(A)	(B)	(C)	(D)	(E)	96	(A)	(B)	(C)	(D)	(E)
57	(A)	(B)	(C)	(D)	(E)	67	(A)	(B)	(C)	(D)	(E)	77	(A)	(B)	(C)	(D)	(E)	87	(A)	(B)	(C)	(D)	(E)	97	(A)	(B)	(C)	(D)	(E)
58	(A)	(B)	(C)	(D)	(E)	68	(A)	(B)	(C)	(D)	(E)	78	(A)	(B)	(C)	(D)	(E)	88	(A)	(B)	(C)	(D)	(E)	98	(A)	(B)	(C)	(D)	(E)
59	(A)	(B)	(C)	(D)	(E)	69	(A)	(B)	(C)	(D)	(E)	79	(A)	(B)	(C)	(D)	(E)	89	(A)	(B)	(C)	(D)	(E)	99	(A)	(B)	(C)	(D)	(E)
60	(A)	(B)	(C)	(D)	(E)	70	(A)	(B)	(C)	(D)	(E)	80	(A)	(B)	(C)	(D)	(E)	90	(A)	(B)	(C)	(D)	(E)	100	(A)	(B)	(C)	(D)	(E)



FINAL WRITTEN EXAMINATION

DRUG EVALUATION AND CLASSIFICATION TRAINING



DRUG EVALUATION AND CLASSIFICATION PROGRAM

GLOSSARY OF TERMS

ADDICTION

Habitual, psychological, and physiological dependence on a substance beyond one's voluntary control.

ADDITIVE EFFECT

One mechanism of polydrug interaction. For a particular indicator of impairment, two drugs produce an additive effect if they both affect the indicator in the same way. For example, cocaine elevates pulse rate and PCP also elevates pulse rate. The combination of cocaine and PCP produces an additive effect on pulse rate.

AFFERENT NERVES

See: "Sensory Nerves."

ALKALOID

A chemical that is found in, and can be physically extracted from, some substance. For example, morphine is a natural alkaloid of opium. It does not require a chemical reaction to produce morphine from opium.

ANALGESIC

A drug that relieves or allays pain.

ANALOG (of a drug)

An analog of a drug is a chemical that is very similar to the drug, both in terms of molecular structure and in terms of psychoactive effects. For example, the drug Ketamine is an analog of PCP.

ANESTHETIC

A drug that produces a general or local insensibility to pain and other sensation.

ANTAGONISTIC EFFECT

One mechanism of polydrug interaction. For a particular indicator of impairment, two drugs produce an antagonistic effect if they affect the indicator in opposite ways. For example, heroin constricts pupils while cocaine dilates pupils. The combination of heroin and cocaine produces an antagonistic effect on pupil size. Depending on how much of each drug was taken, and on when they were taken, the suspect's pupils could be constricted, or dilated, or within the normal range of size.

ARRHYTHMIA

An abnormal heart rhythm.

ARTERY

The strong, elastic blood vessels that carry blood from the heart to the body tissues.

ATAXIA

A blocked ability to coordinate movements. A staggering walk and poor balance may be caused by damage to the brain or spinal cord. This can be the result of trauma, birth defect, infection, tumor, or drug use.

AUTONOMIC NERVE

A motor nerve that carries messages to the muscles and organs that we do not consciously control. There are two kinds of autonomic nerves, the sympathetic nerves and parasympathetic nerves.

AXON

The part of a neuron (nerve cell) that sends out a neurotransmitter.

BAC

(Blood Alcohol Concentration) - The percentage of alcohol in a person's blood.

BrAC

(Breath Alcohol Concentration) - The percentage of alcohol in a person's blood as measured by a breath testing device.

BLOOD PRESSURE

The force exerted by blood on the walls of the arteries. Blood pressure changes continuously, as the heart cycles between contraction and expansion.

BRADYCARDIA

Abnormally slow heart rate; pulse rate below the normal range.

BRADYPNEA

Abnormally slow rate of breathing.

BRUXISM

Grinding the teeth. This behavior is often seen in persons who are under the influence of cocaine or other CNS stimulants.

CANNABIS

1. One of the seven drug categories. Cannabis includes marijuana, hashish, hash oil, and marinol.
2. Several species of plants from which marijuana and related products are made (e.g., Cannabis Sativa and Cannabis Indicia).

CARBOXY THC

A metabolite of THC (tetrahydrocannabinol).

CHEYNE

Stokes Respiration - Abnormal pattern of breathing. Marked by breathlessness and deep, fast breathing.

CNS (Central Nervous System)

A system within the body consisting of the brain, the brain stem, and the spinal cord.

CNS DEPRESSANTS

One of the seven drug categories. CNS depressants include alcohol, barbiturates, anti-anxiety tranquilizers, and numerous other drugs.

CNS STIMULANTS

One of the seven drug categories. CNS Stimulants include cocaine, the amphetamines, ritalin, preludin, and numerous other drugs.

CONJUNCTIVITIS

An inflammation of the mucous membrane that lines the inner surface of the eyelids caused by infection, allergy, or outside factors. May be bacterial or viral. Persons suffering from conjunctivitis may show symptoms in one eye only. This condition is commonly referred to as "pink eye", a condition that could be mistaken for the bloodshot eyes produced by alcohol or Cannabis.

CONVERGENCE

The "crossing" of the eyes that occurs when a person is able to focus on a stimulus as it is pushed slowly toward the bridge of his or her nose. (See, also, "Lack of Convergence".)

CRACK

A hard chunk form of cocaine that produces a very intense, but relatively short duration "high". (Rock is a different process.)

CYCLIC BEHAVIOR

A manifestation of impairment due to certain drugs, in which the suspect alternates between periods (or cycles) of intense agitation and relative calm. Cyclic behavior, for example, sometimes will be observed in persons under the influence of PCP.

DENDRITE

The part of a neuron (nerve cell) that receives a neurotransmitter.

DIACETYL MORPHINE

The chemical name for Heroin.

DIASTOLIC

The lowest value of blood pressure. The blood pressure reaches its diastolic value when the heart is fully expanded, or relaxed (Diastole).

DIPLOPIA

Double vision.

DISSOCIATIVE ANESTHETIC

A drug that inhibits pain by cutting off (or "disassociating") the brain's perception of the pain. PCP is usually described as a dissociative anesthetic.

DIVIDED ATTENTION

Concentrating on more than one thing at a time. The four psychophysical tests used by DREs require the suspect to divide attention.

DRUG

Any substance, which when taken into the human body, can impair the ability of the person to operate a vehicle safely.

DYSARTHIA

Slurred speech. Difficult, poorly articulated speech.

DYSPNEA et. al.

Shortness of breath.

DYSMETRIA

An abnormal condition that prevents the affected person from properly estimating distances linked to muscular movements.

DYSPHORIA

A disorder of mood. Feelings of depression and anguish.

EFFERENT NERVES

See: "Motor Nerves".

ENDOCRINE SYSTEM

The network of glands that do not have ducts and other structures. They secrete hormones into the blood stream to affect a number of functions in the body.

EXPERT WITNESS

A person skilled in some art, trade, science or profession, having knowledge of matters not within knowledge of persons of average education, learning and experience, may assist a jury in arriving at a verdict by expressing an opinion on a state of facts shown by the evidence and based upon his or her special knowledge. (NOTE: Only the court can determine whether a witness is qualified to testify as an expert.)

FLASHBACK

A vivid recollection of a portion of an hallucinogenic experience. Essentially, it is a very intense daydream. There are three types: (1) emotional -- feelings of panic, fear, etc.; (2) somatic -- altered body sensations, tremors, dizziness, etc.; and (3) perceptual -- distortions of vision, hearing, smell, etc.

GARRULITY

Chatter, rambling or pointless speech. Talkative.

HALLUCINATION

A sensory experience of something that does not exist outside the mind, e.g., seeing, hearing, smelling, or feeling something that isn't really there. Also, having a distorted sensory perception, so that things appear differently than they are.

HALLUCINOGENS

One of the seven drug categories. Hallucinogens include LSD, MDMA, peyote, psilocybin, and numerous other drugs.

HASHISH

A form of cannabis produced by boiling, compressing and drying the leaves of the female marijuana plant. Hashish has a higher concentration of THC (tetrahydrocannabinol) than does the marijuana from which it is produced.

HASH OIL

A liquid extracted from hashish, and containing a relatively high concentration of THC.

HEROIN

A powerful and widely-abused narcotic analgesic that is chemically derived from morphine. The chemical, or generic name of heroin is "diacetyl morphine".

HIPPUS

A rhythmic pulsating of the pupils of the eyes, as they dilate and constrict within fixed limits.

HOMEOSTASIS

The dynamic balance, or steady state, involving levels of salts, water, sugars, and other materials in the body's fluids.

HORIZONTAL GAZE NYSTAGMUS (HGN)

Involuntary jerking of the eyes occurring as the eyes gaze to the side.

HORMONES

Chemicals produced by the body's endocrine system that are carried through the blood stream to the target organ. They exert great influence on the growth and development of the individual, and that aid in the regulation of numerous body processes.

HYDROXY THC

A metabolite of THC (tetrahydrocannabinol).

HYPERFLEXIA

Exaggerated or over extended motions.

HYPERGLYCEMIA

Excess sugar in the blood.

HYPERPNEA

A deep, rapid or labored breathing.

HYPERPYREXIA

Extremely high blood temperature.

HYPERREFLEXIA

A neurological condition marked by increased reflex reactions.

HYPERTENSION

Abnormally high blood pressure. Do not confuse this with hypotension.

HYPOGLYCEMIA

An abnormal decrease of blood sugar levels.

HYPOPNEA

Shallow or slow breathing.

HYPOTENSION

Abnormally low blood pressure. Do not confuse this with hypertension.

HYPOTHERMIA

Decreased body temperature.

ICE

A crystalline form of methamphetamine that produces a very intense and fairly long-lasting "high".

INHALANTS

One of the seven drug categories. The inhalants include volatile solvents (such as glue and gasoline), aerosols (such as hair spray and insecticides) and anesthetic gases (such as nitrous oxide).

INSUFFLATION

See "snorting".

INTEGUMENTARY SYSTEM

The skin and accessory structures, hair and nails. Functions include protection, maintenance of body temperature, excretion of waste, and sensory perceptions.

INTRAOCULAR

"Within the eyeball".

KOROTKOFF SOUNDS

A series of distinct sounds produced by blood passing through an artery, as the external pressure on the artery drops from the systolic value to the diastolic value.

LACK OF CONVERGENCE

The inability of a person's eyes to converge, or "cross" as the person attempts to focus on a stimulus as it is pushed slowly toward the bridge of his or her nose.

MARIJUANA

Common term for the Cannabis Sativa plant. Usually refers to the dried leaves of the plant. This is the most common form of the cannabis category.

MARINOL

A drug containing a synthetic form of THC (tetrahydrocannabinol). Marinol belongs to the cannabis category of drugs, but marinol is not produced from any species of cannabis plant.

METABOLISM

The sum of all chemical processes that take place in the body as they relate to the movements of nutrients in the blood after digestion, resulting in growth, energy, release of wastes, and other body functions. The process by which the body, using oxygen, enzymes and other internal chemicals, breaks down ingested substances such as food and drugs so they may be consumed and eliminated. Metabolism takes place in two phases. The first step is the constructive phase (anabolism) where smaller molecules are converted to larger molecules. The second steps is the destructive phase (catabolism) where large molecules are broken down into smaller molecules.

METABOLITE

A chemical product, formed by the reaction of a drug with oxygen and/or other substances in the body.

MIOSIS

Abnormally constricted pupils.

MOTOR NERVES

Nerves that carry messages away from the brain, to be body's muscles, tissues, and organs. Motor nerves are also known as efferent nerves.

MUSCULAR HYPERTONICITY

Rigid muscle tone.

MYDRIASIS

Abnormally dilated pupils.

NARCOTIC ANALGESICS

One of the seven drug categories. Narcotic analgesics include opium, the natural alkaloids of opium (such as morphine, codeine, and thebaine), the derivatives of opium (such as heroin, dilaudid, metopon, percodan and hycodan), and the synthetic narcotics (such as demerol and numorphan).

NERVE

A cord-like fiber that carries messages either to or from the brain. For drug evaluation and classification purposes, a nerve can be pictured as a series of "wire-like" segments, with small spaces or gaps between the segments.

NEURON

A nerve cell. The basic functional unit of a nerve. It contains a nucleus within a cell body with one or more axons and dendrites.

NEUROTRANSMITTER

Chemicals that pass from the axon of one nerve cell to the dendrite of the next cell, and that carry messages across the gap between the two nerve cells.

NULL EFFECT

One mechanism of polydrug interaction. For a particular indicator of impairment, two drugs produce a null effect if neither of them affects that indicator. For example, PCP does not affect pupil size, and alcohol does not affect pupil size. The combination of PCP and alcohol produces a null effect on pupil size.

NYSTAGMUS

An involuntary jerking of the eyes.

"ON THE NOD"

A state of deep relaxation, induced by impairment due to heroin or other narcotic analgesic. The suspect's eyelids droop, and chin rests on the chest. Suspect may appear to be asleep, but can be easily aroused and will respond to questions.

OVERLAPPING EFFECT

One mechanism of polydrug interaction. For a particular indicator of impairment, two drugs produce an overlapping effect if one of them affects the indicator but the other doesn't. For example, cocaine dilates pupils while alcohol doesn't affect pupil size. The combination of cocaine and alcohol produces an overlapping effect on pupil size: the combination will cause the pupils to dilate.

PALLOR

An abnormal paleness or lack of color in the skin.

PARANOIA

Mental disorder characterized delusions and the projection of personal conflicts, that are ascribed to the supposed hostility of others.

PARAPHERNALIA

Drug paraphernalia are the various kinds of tools and other equipment used to store, transport or ingest a drug. Hypodermic needles, small pipes, bent spoons, etc., are examples of drug paraphernalia. The singular form of the word is "paraphernalium". For example, one hypodermic needle would be called a "drug paraphernalium".

PARASYMPATHETIC NERVE

An autonomic nerve that commands the body to relax and to carry out tranquil activities. The brain uses parasympathetic nerves to send "at ease" commands to the muscles, tissues, and organs.

PARASYMPATHOMIMETIC DRUGS

Drugs that mimic neurotransmitter associated with the parasympathetic nerves. These drugs artificially cause the transmission of messages that produce lower blood pressure, drowsiness, etc.

PDR (Physician's Desk Reference)

A basic reference source for drug recognition technicians. The PDR provides detailed information on the physical appearance and psychoactive effects of all licitly-manufactured drugs.

PHENCYCLIDINE

A contraction of PHENYL CYCLOHEXYL PIPERIDINE, or PCP. Phencyclidine is the name of one of the seven drug categories, and is also the name of the major drug in that category.

PHENYL CYCLOHEXYL PIPERIDINE (PCP)

1. One of the seven drug categories, often called "phencyclidine".
2. A specific drug belonging to the phencyclidine category.

PHYSIOLOGY

The study of living organisms and the changes that occur during activity.

PILOERECTION

Literally, "hair standing up", or goose bumps. This condition of the skin is often observed in persons who are under the influence of LSD.

PSYCHEDELIC

A mental state characterized by a profound sense of intensified or altered sensory perception sometimes accompanied by hallucinations.

PSYCHOPHYSICAL TESTS

Methods of investigating the mental (psycho-) and physical characteristics of a person suspected of alcohol or drug impairment. Most psychophysical tests employ the concept of divided attention to assess a suspect's impairment.

PSYCHOTOGENETIC

Literally, "creating psychosis" or "giving birth to insanity". A drug is considered to be psychotogenetic if persons who are under the influence of the drug become insane, and remain so after the drug wears off.

PSYCHOTOMIMETIC

Literally, "mimicking psychosis" or "impersonating insanity". A drug is considered to be psychotomimetic if persons who are under the influence of the drug look and act insane while they are under the influence.

PTOSIS

Droopy eyelids.

PULSE

The expansion and relaxation of the walls of an artery, caused by the surging flow of blood.

PULSE RATE

The number of expansions of an artery per minute.

REBOUND DILATION

A period of constriction followed by dilation with a change equal to or greater than 2 mm the final size determination being estimated at the end of a 15-second time period in which the light from the penlight is directed into the eye.

RESTING NYSTAGMUS

Jerking of the eyes as they look straight ahead.

RESUME

A written summary of a person's education, training, experience, noteworthy achievements and other relevant information about a particular topic.

SCLERA

A dense white fibrous membrane that, with the cornea, forms the external covering of the eyeball (i.e., the white part of the eye).

SENSORY NERVES

Nerves that carry messages to the brain, from the various parts of the body, including notably the sense organs(eyes, ears, etc.). Sensory nerves are also known as afferent nerves.

SINSEMILLA

The unpollinated female cannabis plant, having a relatively high concentration of THC.

SFST

Standardized Field Sobriety Testing. There are three SFSTs, namely Horizontal Gaze Nystagmus (HGN), Walk and Turn, and One Leg Stand. Based on a series of controlled laboratory studies, scientifically validated clues of alcohol impairment have been identified for each of these three tests. They are the only Standardized Field Sobriety Tests for which validated clues have been identified.

SNORTING

One method of ingesting certain drugs. Snorting requires that the drug be in powdered form. The user rapidly draws the drug up into the nostril, usually via a paper or glass tube. Snorting is also known as insufflation.

SPHYGMOMANOMETER

A medical device used to measure blood pressure. It consists of an arm or leg cuff with an air bag attached to a tube and a bulb for pumping air into the bag, and a gauge for showing the amount of air pressure being pressed against the artery.

STETHOSCOPE

A medical instrument used, for drug evaluation and classification purposes, to listen to the sounds produced by blood passing through an artery.

SYMPATHETIC NERVE

An autonomic nerve that commands the body to react in response to excitement, stress, fear, etc. The brain uses sympathetic nerves to send "wake up calls" and "fire alarms" to the muscles, tissues and organs.

SYMPATHOMIMETIC DRUGS

Drugs that mimic the neurotransmitter associated with the sympathetic nerves. These drugs artificially cause the transmission of messages that produce elevated blood pressure, dilated pupils, etc.

SYNAPSE (or Synaptic Gap)

The gap or space between two neurons (nerve cells).

SYNESTHESIA

A sensory perception disorder, in which an input via one sense is perceived by the brain as an input via another sense. An example of this would be a person "hearing" a phone ring and "seeing" the sound as a flash of light. Synesthesia sometimes occurs with persons under the influence of hallucinogens.

SYSTOLIC

The highest value of blood pressure. The blood pressure reaches its systolic value when the heart is fully contracted (systole), and blood is sent surging into the arteries.

TACHYCARDIA

Abnormally rapid heart rate; pulse rate above the normal range.

TACHYPNEA

Abnormally rapid rate of breathing.

THC (Tetrahydrocannabinol)

The principal psychoactive ingredient in drugs belonging to the cannabis category.

TOLERANCE

An adjustment of the drug user's body and brain to the repeated presence of the drug. As tolerance develops, the user will experience diminishing psychoactive effects from the same dose of the drug. As a result, the user typically will steadily increase the dose he or she takes, in an effort to achieve the same psychoactive effect.

TRACKS

Scar tissue usually produced by repeated injection of drugs, via hypodermic needle, along a segment of a vein.

VERTICAL GAZE NYSTAGMUS

An up-and-down jerking of the eyeball that occurs as the eyes gaze upward in the vertical plane.

VOIR DIRE

A french expression literally meaning "to see, to say". Loosely, this would be rendered in English as "To seek the truth", or "to call it as you see it". In a law or court context, one application of voir dire is to question a witness to assess his or her qualifications to be considered an expert in some matter pending before the court.

VOLUNTARY NERVE

A motor nerve that carries messages to a muscle that we consciously control.

WITHDRAWAL

This occurs in someone who is physically addicted to a drug when he or she is deprived of the drug. If the craving is sufficiently intense, the person may become extremely agitated, and even physically ill. Withdrawal from heroin is reported to be an especially unpleasant experience.

Fifty Minutes

SESSION II
DRUGS IN SOCIETY AND IN
VEHICLE OPERATION

SESSION II DRUGS IN SOCIETY AND IN VEHICLE OPERATION

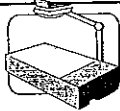


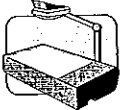
Upon successfully completing this session, the participant will be able to:

- o Define the term "drug" in the context of this course.
- o Name the seven major categories of drugs that are relevant to the Drug Evaluation and Classification Process.
- o State in approximate, quantitative terms the incidence of drug use among various segments of the American public.
- o State in approximate, quantitative terms the incidence of drug involvement in motor vehicle crashes and other driving incidents.

Content Segments

Learning Activities

- | | |
|---------------------------------------|--------------------------------|
| A. Definition and Categories of Drugs | o Instructor Led Presentations |
| B. Drugs and Driving | o Reading Assignments |

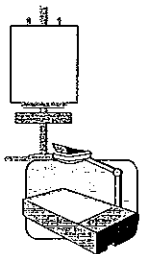
Aides	Lesson Plan	Instructor Notes
 <p data-bbox="196 401 347 499">II-0A&B (Session Objectives)</p>   <p data-bbox="201 789 367 821">35 Minutes</p>	<p data-bbox="431 317 850 390">DRUGS IN SOCIETY AND IN VEHICLE OPERATION</p> <p data-bbox="431 674 907 747">A. Definition and Categories of Drugs</p> <ol style="list-style-type: none"> <li data-bbox="477 926 967 1419">1. What do we mean by the word "drug"? <ol style="list-style-type: none"> <li data-bbox="529 1031 924 1136">a. Medicines? Are all drugs medicines? Are all medicines drugs? <li data-bbox="529 1167 915 1241">b. Narcotics? Are all drugs narcotics? <li data-bbox="529 1272 967 1419">c. Habit forming substances? Are all drugs habit forming? Are all habit forming substances drugs? <li data-bbox="477 1451 894 1703">2. A simple, law enforcement oriented definition. "Any substance, which, when taken into the human body, can impair the ability of the person to operate a vehicle safely." 	<p data-bbox="1003 317 1365 390">Total Lesson Time: Approximately 50 Minutes</p> <p data-bbox="1003 422 1395 527">Briefly review the objectives, content and activities of this session.</p> <p data-bbox="1003 558 1357 590">Session title on wallchart.</p> <p data-bbox="1003 663 1430 873">Instructor: If this has been covered in the Pre-School, pose this question "What is our working definition of the word 'drug'?" and proceed to number 2.</p> <p data-bbox="1003 915 1344 978"><u>Pose</u> this question to the students.</p> <p data-bbox="1003 1020 1349 1052">Solicit several responses.</p> <p data-bbox="1003 1440 1430 1545">This definition is derived from the California Vehicle Code, Section 312.</p> <p data-bbox="1003 1587 1446 1934"><u>Point out</u> that this definition excludes many substances that physicians, chemists, etc. might consider to be "drugs", e.g., antibiotics, Novocain, vitamins, etc. It also includes some substances that aren't normally thought of as "drugs", such as model airplane glue, insecticides, etc.</p>
 <p data-bbox="207 1535 391 1629">II-1 (Definition of "Drugs")</p>		

Aides

Lesson Plan

Instructor Notes

3. Within this simple, law enforcement oriented definition, there are seven categories of drugs.
 - a. Each category consists of substances that impair a person's ability to drive.
 - b. The categories differ from one another in terms of how they impair driving ability and in terms of the kinds of impairment they cause.
 - c. Because the categories produce different types of impairment, they generate different signs and symptoms.
 - d. With training and practice, you will be able to recognize the different signs of drug influence and determine which category is causing the impairment you observe in a suspect.




II-2

4. Central Nervous System Depressants.
 - a. The category of CNS Depressants includes some of the most commonly abused drugs.


Ask students: "What are the seven categories of drugs?"

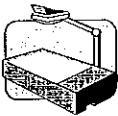
Write the names of the categories on the chalkboard or flip-chart as they are mentioned by the students.


Point out that tens of millions of prescriptions for such drugs are written in this country each year.

Aides	Lesson Plan	Instructor Notes
	<ul style="list-style-type: none"> o Alcohol, the most familiar drug of all is abused by an estimated 40-50 million Americans. o In 1998, more than 75 million prescriptions were written for Valium and similar tranquilizers and sedatives. <p>b. Depressants slow down the operation of the Central Nervous System (i.e., the brain, brain stem and spinal cord).</p> <ul style="list-style-type: none"> o cause the user to react more slowly. o cause the user to process information more slowly. o relieve anxiety and tension. o induce sedation, drowsiness and sleep. o in high enough doses, CNS Depressants will produce general anesthesia. o in very high doses, induce coma and death. <p>5. Central Nervous System Stimulants</p> <p>a. CNS Stimulants constitute another widely abused category of drugs.</p>	<p>Some examples of prescription drugs are Xanax, Prozac, and muscle relaxants.</p> <p>i.e., depress the brain's ability to sense pain.</p>

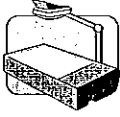
II-3

Aides	Lesson Plan	Instructor Notes
	<ul style="list-style-type: none"> o There appear to be more than 20 million Americans who have used Cocaine. o Cocaine is one of the most frequently reported drugs in overdose cases treated at hospital emergency rooms. o Several million Americans appear to use Amphetamines. o Methamphetamine is becoming increasingly popular. <p>b. CNS Stimulants speed up the operation of the central nervous system, and of the various bodily functions controlled by the Central Nervous System.</p> <ul style="list-style-type: none"> o cause the user to become hyperactive, extremely talkative. o speech may become rapid and repetitive. o heart rate increases. o blood pressure increases. o body temperature rises, user may become excessively sweaty. 	<p>Source: National Institute on Drug Abuse (1988).</p> <p>NOTE: Estimates of drug use vary widely, especially for illicit drugs such as Cocaine, Methamphetamine, etc.</p> <p>In February 1989, the Washington Post reported an alarming increase, nationally, in use of Methamphetamine.</p>

Aides	Lesson Plan	Instructor Notes
 <p data-bbox="196 747 253 779">II-4</p>	<ul style="list-style-type: none"> <li data-bbox="570 317 954 422">o induce emotional excitement, restlessness, irritability. <li data-bbox="570 464 954 632">o can induce cardiac arrhythmia (abnormal beating of the heart), cardiac seizures and death. <p data-bbox="467 674 716 707">6. Hallucinogens</p> <ul style="list-style-type: none"> <li data-bbox="521 814 878 884">a. Hallucinogens are also widely abused. <li data-bbox="521 989 954 1157">b. In recent years, significant increases in the abuse of both LSD and "Ecstasy" (MDMA) have been reported. <li data-bbox="521 1199 954 1304">c. Hallucinogens create perceptions that differ from reality. <li data-bbox="521 1346 954 1577">d. These perceptions are often very distorted, so that the user sees, hears and smells things in a way quite different from how they really look, sound and smell. <li data-bbox="521 1619 954 1766">e. Hallucinogens cause the nervous system to send strange or false signals to the brain. <ul style="list-style-type: none"> <li data-bbox="570 1808 954 1906">o Produce sights, sounds, odors, feelings and tastes that aren't real. 	<p data-bbox="1003 457 1442 562"><u>Remind</u> students of well-known athletes and others who have died because of Cocaine abuse.</p> <p data-bbox="1003 814 1442 947"><u>Point out</u> that LSD and Peyote are only two examples of Hallucinogens. There are many other Hallucinogens.</p> <p data-bbox="1003 989 1442 1094">In many communities, LSD has become the drug of choice among high school students.</p> <p data-bbox="1003 1619 1442 1766"><u>Clarification:</u> Hallucinogens <u>confuse</u> the Central Nervous System (as well as speeding it up, like CNS Stimulants).</p>

Aides	Lesson Plan	Instructor Notes
 <p data-bbox="196 873 250 905">II-5</p>	<ul style="list-style-type: none"> <li data-bbox="573 306 959 411">o Induce a temporary condition very much like psychosis or insanity. <li data-bbox="573 453 959 590">o Can create a "mixing" of sensory modalities, so that the user "hears colors", "sees music". <p data-bbox="467 800 797 831">7. Phencyclidine (PCP)</p> <ul style="list-style-type: none"> <li data-bbox="521 947 959 1157">a. PCP is considered by the medical community to be a Hallucinogen. However, because of the symptomology it presents, it is in a separate category. <li data-bbox="521 1409 959 1545">b. PCP is a synthetic drug, i.e., it does not occur naturally but must be produced in a laboratory-like setting. <li data-bbox="521 1661 959 1755">c. PCP has some effects that resemble the effects of other categories. <li data-bbox="521 1797 959 1934">d. PCP is similar to CNS Depressants in that it <u>depresses</u> brain wave activity. 	<p data-bbox="1008 453 1398 558"><u>Point out</u> that this mixing of the senses is called <u>Synesthesia</u>.</p> <p data-bbox="1008 590 1443 768">Point out that, with all of these false, and distorted perceptions, a person under the influence of hallucinogens would be a very unsafe driver.</p> <p data-bbox="1008 947 1443 1157"><u>Point out</u> that people under the influence of PCP may exhibit a combination of the signs associated with Hallucinogens, CNS Stimulants and Depressants.</p> <p data-bbox="1008 1188 1443 1367"><u>Phencyclidine</u> is a short form of the chemical name <u>Phenyl Cyclohexyl Piperidine</u>, from which we get the abbreviation "PCP".</p> <p data-bbox="1008 1398 1443 1608"><u>Point out</u> that PCP has many analogs, or "chemical cousins" that are very similar to PCP in chemical structure, and that produce essentially the same effects.</p> <p data-bbox="1008 1650 1443 1755">The category "Phencyclidine" consists of PCP and its various analogs.</p>

Aides	Lesson Plan	Instructor Notes
	<ul style="list-style-type: none">o slows down thoughto slows reaction timeo slows verbal responses <p>e. But PCP is similar to CNS Stimulants in that it <u>activates</u> the parts of the brain that control emotions, the heart and the other autonomic systems.</p> <ul style="list-style-type: none">o heart rate increaseso blood pressure increaseso adrenalin production increaseso body temperature riseso muscles become rigid <p>f. And PCP is similar to Hallucinogens in that it distorts or "<u>scrambles</u>" signals received by the brain.</p> <ul style="list-style-type: none">o sight, hearing, taste, smell and touch may all be distortedo user's perception of time and space may be distortedo user may become paranoid, feel isolated and depressedo user may develop a strong fear of and preoccupation with death	

Aides	Lesson Plan	Instructor Notes
 <p data-bbox="196 737 250 764">II-6</p>	<ul style="list-style-type: none"> <li data-bbox="574 310 915 373">o user may become unpredictably violent <li data-bbox="521 415 948 478">g. PCP is also a very powerful pain killer, or anesthetic. <p data-bbox="467 667 786 695">8. Narcotic Analgesics</p> <ul style="list-style-type: none"> <li data-bbox="521 810 954 873">a. There are two subcategories of Narcotic Analgesics. <ul style="list-style-type: none"> <li data-bbox="574 915 938 978">o Opiates are derivatives of Opium. <li data-bbox="574 1062 954 1293">o Synthetics are produced chemically in the laboratory. The synthetics are not derived in any way from Opium, but produce similar effects. <li data-bbox="521 1335 959 1482">b. The word "Analgesic" means pain killer. All of the drugs in this category reduce the person's reaction to pain. <li data-bbox="521 1524 954 1734">c. Heroin is one of the most commonly abused of the Narcotic Analgesics. Its use is on the rise. There are an estimated one-half million Heroin addicts in America. <li data-bbox="521 1776 927 1803">d. Heroin is highly addictive. 	<p data-bbox="1008 415 1435 625"><u>Point out</u> that PCP is known as a "dissociative anesthetic"; it "separates" the user from any sensation of pain without making him or her unconscious.</p> <p data-bbox="1008 915 1398 1020">Point out that Morphine and Codeine are examples of Opiates.</p> <p data-bbox="1008 1062 1419 1167">Point out that Methadone and Numorphan are examples of Synthetic Narcotics.</p>

Aides

Lesson Plan

Instructor Notes

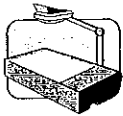
- o many addicts support their habit by stealing property and converting it to cash.
- o America's narcotic addicts annually steal property estimated to have a value of \$4 billion.
- e. In addition to reducing pain, Narcotic Analgesics produce euphoria, drowsiness, apathy, lessened physical activity and sometimes impaired vision.
- f. Persons under the influence of Narcotic Analgesics often pass into a semi-conscious type of sleep or near-sleep.
 - o they often are sufficiently alert to respond to questions effectively.
- g. Higher doses of Narcotic Analgesics can induce coma, respiratory failure and death.

9. Inhalants

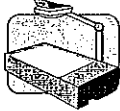


- a. Inhalants are the fumes of certain substances. Inhalant abuse is on the rise.
- b. These substances are found in many common products.
 - o gasoline
 - o oil-based paints
 - o glue
 - o aerosol cans


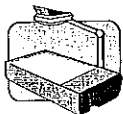

Note: That is \$8,000 worth of stolen property annually per Heroin addict.


Point out that this condition is often called being "on the nod".



II-7

Aides	Lesson Plan	Instructor Notes
	<ul style="list-style-type: none"> o varnish remover o cleaning fluids o etc. <p>c. Different Inhalants produce different effects.</p> <ul style="list-style-type: none"> o many produce effects similar to those of CNS Depressants. o a few produce Stimulant-like effects. o some produce Hallucinogenic effects. <p>d. The Inhalant abuser's attitude and demeanor can vary from inattentive, stuporous and passive to irritable, violent and dangerous.</p> <p>e. The abuser's speech will often be slow, thick and slurred.</p> <p>10. Cannabis</p>	
 <p>II-8</p>		
	<p>a. The category "Cannabis" includes the various forms and products of the <u>Cannabis Sativa</u> plant and other species of Cannabis plants.</p>	<p>Write "Cannabis Sativa" on the chalkboard or flip chart.</p>
	<p>b. The primary active ingredient in Cannabis products is the substance known as "Delta-9 Tetrahydrocannabinol", or "THC".</p>	<p>Write "Δ-9 THC" on the chalkboard or flip-chart.</p>

Aides	Lesson Plan	Instructor Notes
	<p>c. Apart from alcohol, Marijuana is the most commonly abused drug in this country.</p> <p>d. In a household survey in 1996, almost 27% of Americans age 18-25 reported using Marijuana in the past year, nearly half (48%) indicated they had used Marijuana during their lifetimes.</p> <p>e. Cannabis appears to interfere with the attention process. Drivers under the influence of Marijuana often do not pay attention to their driving.</p> <p>f. Cannabis also produces a distortion of the user's perception of time, an increased heart rate (often over 100 beats per minute) and a reddening of the eyes.</p>	<p>Source: White House Office of National Drug Control Policy; 1996</p>
 <p data-bbox="204 1394 347 1493">II-9 (Drug Combinations)</p>	<p>11. Drug Combinations</p>	<p>Point out that divided attention Standardized Field Sobriety Tests usually disclose some of the best evidence of Cannabis impairment.</p>
	<p>a. Many drug users appear to be "chemical gluttons". They often ingest more than one drug at a time.</p> <p>b. The term for this is "polydrug use"</p> <p>c. Some very common examples of polydrug use include:</p>	<p><u>Note:</u> "poly" is the Greek prefix for "many".</p> <p><u>Write</u> "polydrug use" on the chalkboard or flip-chart.</p>

Aides	Lesson Plan	Instructor Notes
	<ul style="list-style-type: none"> o Alcohol with virtually any other drug. o Marijuana and PCP o Cocaine and Heroin o Heroin and Amphetamine o Heroin and PCP o "Crack" Cocaine and PCP o "Crack" Cocaine and Marijuana o "Crack" and Methamphetamine <p>d. Sometimes, people take two different drugs (such as Heroin and Cocaine) that produce some opposite effects.</p> <p>e. Different drug combinations may produce unique, interactive effects.</p> <p>f. When a person has ingested multiple drugs, that person will experience multiple drug effects.</p>	<p><u>Point out</u> that a common way to ingest PCP is to sprinkle it on a Marijuana "joint" and smoke it.</p> <p>Sometimes called a "speedball".</p> <p>Sometimes called a," poor man's speedball".</p> <p>Sometimes called a "fireball".</p> <p>This is sometimes called a "space base".</p> <p>Sometimes called a "primo".</p> <p>Sometimes called "croak".</p> <p><u>Example:</u></p> <ul style="list-style-type: none"> o Heroin tends to lower blood pressure. o Cocaine tends to elevate blood pressure <p><u>Write on chalkboard or flipchart:</u> "Polydrug use unique, interactive effects."</p> <p><u>Note,</u> however, that under proper medical supervision, specific drugs often are used to reverse overdose conditions.</p>

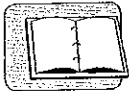

Aides

Lesson Plan

Instructor Notes



15 Minutes



- g. However, it is important to bear in mind that, in a polydrug situation, some of the signs of a particular drug may not be evident even though the person is under the influence of that drug.

B. Drugs and Driving

1. All available information shows that drug use and abuse are widespread among large segments of the American public.


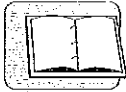
- a. Fact: 14% of 600 drivers killed in single vehicle crashes in 78-81 in North Carolina had drugs other than alcohol in them at the time of the crash.

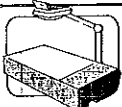


Source: North Carolina, 1981

- b. Fact: 1997 Monitoring the Future Study: Drug use among high school seniors:

Source: National Institute on Drug Abuse; 1997.

Drug	Ever used	Past year	Past month
Marijuana	49.6%	38.5%	23.7%
Cocaine	8.7	5.5	2.3
Crack	3.9	2.4	0.9
CNS Stimulants	16.5	10.2	4.8
LSD	13.6	8.4	3.1
PCP	3.9	2.3	0.7
Heroin	2.1	1.2	0.5

Aides	Lesson Plan	Instructor Notes
	<p>c. <u>Fact:</u> More than 75 million prescriptions for Valium, Librium and similar tranquilizers are written in America annually.</p>	<p>Source: Washington Post, February 17, 1987.</p>
	<p>d. <u>Fact:</u> An estimated 1.6 million Americans age 25 and under reported using cocaine in the past year. An estimated 9.4 million Americans in the same age group reported using Marijuana in the past year.</p>	<p>Source: Substance Abuse and Mental Health Services Administration; 1996</p>
	<p>e. <u>Fact:</u> Nearly less than half (49%) of inmates surveyed in state prisons reported being under the influence of drugs or alcohol while committing the offense they were incarcerated for. 17% reported committing the offense for money to buy drugs.</p>	<p>Source: Bureau of Justice Statistics; 1991</p>
	<p>2. Evidence of drug use frequently shows up in people killed or injured in motor vehicle crashes.</p>	
	<p>a. <u>Fact:</u> University of Tennessee (1988) found 40% of crash injured drivers had drugs other than alcohol in them.</p>	
	<p>b. <u>Fact:</u> The Maryland Shock Trauma Center (1986) found nearly one-third of crash injured drivers had recently used Marijuana.</p>	

Aides	Lesson Plan	Instructor Notes
 <p data-bbox="186 399 259 430">II-10</p>  	<p data-bbox="511 315 950 493">c. <u>Fact:</u> A study of young male drivers fatally injured in California crashes found that 51% had used drugs other than alcohol.</p> <p data-bbox="511 567 950 745">d. <u>Fact:</u> A study completed in 2000, of 880 crash-injured drivers in Rochester, New York, found that 33% had used drugs.</p> <p data-bbox="462 787 893 819">3. The facts are unmistakable:</p> <p data-bbox="511 850 950 924">a. Drug use is common among many Americans.</p> <p data-bbox="511 955 950 987">b. So is drug impaired driving.</p>	<p data-bbox="990 315 1404 525">Source: Compton, R. and Anderson, T., The Incidence of Driving Under the Influence of Drugs: 1985. National Highway Traffic Safety Administration, 1985.</p> <p data-bbox="990 567 1404 735">Research Accident Investigation Team, Department of Community and Preventative Medicine, University of Rochester</p> <p data-bbox="990 777 1331 808">INSTRUCTOR PLEASE</p> <p data-bbox="990 808 1421 1060">NOTE: You should consult the "DRE" newsletter and other sources for updated statistics on drugs and driving. Solicit students' comments and questions about drugs in society and vehicle operation</p>

Session II

Drugs in Society and in Vehicle Operation



Drugs in Society and in Vehicle Operation

Upon successfully completing this session, the participant will be able to:

- Define the term "drug" in the context of this course
- Name the seven major categories of drugs that are relevant to the Drug Evaluation and Classification process

Drug Evaluation & Classification Training

II-OA

Drugs in Society and in Vehicle Operation (continued)

- State in approximate, quantitative terms the incidence of drug use among various segments of the American public
- State in approximate, quantitative terms the incidence of drug involvement in motor vehicle crashes and other driving incidents

Drug Evaluation & Classification Training

II-OB

Working Definition of "Drug":

Any substance which, when taken into the human body, can impair the ability of the person to operate a vehicle safely

Drug Evaluation & Classification Training

II-1

Central Nervous System Depressants



Examples:

- Alcohol
- Barbiturates
- Tranquilizers
- Anti-Anxiety



Drug Evaluation & Classification Training

II-2

Central Nervous System Stimulants

Examples:

- Cocaine
- Amphetamine
- Methamphetamine
- Ritalin



Drug Evaluation & Classification Training

II-3

Hallucinogens

Examples:

- LSD
- MDMA (Ecstasy)
- Peyote
- Psilocybin



Drug Evaluation & Classification Training

II-4

Phencyclidine

Examples:

- PCP (Phenyl Cyclohexyl Piperidine)
- Ketamine




Drug Evaluation & Classification Training

II-5

Narcotic Analgesics

Examples:

- Morphine
 - Heroin
 - Dilaudid
- Codeine
 - Percodan
 - Hycodan
- Demerol
- Methadone




Drug Evaluation & Classification Training

II-6

Inhalants

Examples:

- Volatile Solvents
 - (Glue, Gasoline, Paint, etc.)
- Aerosols
 - (Hairspray, Insecticides, etc.)
- Anesthetic Gases
 - (Nitrous Oxide, Amyl Nitrite, etc.)



Drug Evaluation & Classification Training

II-7

Cannabis

- Active ingredient:
 - Tetrahydrocannabinol (THC)
- Examples:
 - Marijuana
 - Hashish
 - Marinol



Drug Evaluation & Classification Training

II-8

Drug Combinations




+



Drug Evaluation & Classification Training


II-9

A study of young male drivers fatally injured in California crashes found that 51% had used drugs other than alcohol.



Drug Evaluation & Classification Training

II-10



Fifty Minutes

SESSION III

DEVELOPMENT AND EFFECTIVENESS
OF THE DRUG EVALUATION AND
CLASSIFICATION PROGRAM

SESSION III DEVELOPMENT AND EFFECTIVENESS OF THE DRUG
EVALUATION AND CLASSIFICATION PROGRAM

Upon successfully completing this session, the participant will be able to:

- o State the origin and evolution of the drug evaluation and classification program.
- o Describe research and demonstration project results that validate the effectiveness of the program.
- o State the impact of legal precedents established by case law.
- o Correctly answer the "topics for study" questions at the end of this Section.

Content Segments

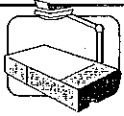
Learning Activities

- | | |
|--|--------------------------------|
| A. Origin and Evolution of Drug
Evaluation & Classification Program | o Instructor Led Presentations |
| B. Evidence of Effectiveness | o Reading Assignments |
| C. Case Law Review | |

Aides

Lesson Plan

Instructor Notes



III-0A&B
(Session Objectives)



15 Minutes



DEVELOPMENT AND
EFFECTIVENESS OF THE DRUG
EVALUATION AND
CLASSIFICATION PROGRAM

A. Origin and Evolution of the Drug
Evaluation and Classification
(DEC) Program

1. The Drug Evaluation and Classification Program was developed by personnel of the Los Angeles Police Department.
2. Development of the DEC program began in the early 1970's, in response to a growing awareness that many people apprehended for impaired driving were under the influence of drugs other than alcohol.
3. Individuals principally responsible for initiation and development of the program.
 - a. Dick Studdard (A Traffic Officer)
 - o encountered many impaired drivers whose BACs were zero or very low.
 - o occasionally succeeded in having physicians examine some of these low BAC subjects, resulting in diagnosis of drug influence.

Total lesson time:
Approximately 50 Minutes

Briefly review the content, objectives and activities of this session.

Session title on wall chart.

Write: "LAPD" on chalkboard or flip chart.

Sergeant Studdard retired from the LAPD in June, 1990.

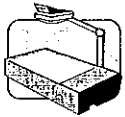
Note: examining physicians subsequently would be subpoenaed to testify in contested cases.

Aides	Lesson Plan	Instructor Notes
	<ul style="list-style-type: none"> o for various reasons, physicians were often reluctant or unwilling to conduct these examinations and offer opinions. o as a result, some drivers whom Studdard and other officers were certain were impaired were not prosecuted or convicted for DWI. o Studdard concluded that it was essential to develop diagnostic procedures that <u>officers</u> could use when confronted with persons suspected of drug impairment. b. Len Leeds (A Narcotics Officer) <ul style="list-style-type: none"> o was approached by Studdard and asked to collaborate in the development of a program. 	<p>Some reasons why doctors may be reluctant:</p> <ul style="list-style-type: none"> (1) They typically receive little training in the recognition of specific signs of drug impairment, particularly at street level doses. (2) They may not see the suspect until hours after the drugs were used, by which time the signs and symptoms often have changed. <p>Deceased in 1995.</p>

Aides

Lesson Plan

Instructor Notes



III-1
("Three-Step
Process")

- o initiated some independent research by consulting with physicians, enrolling in relevant classes, studying text books, technical articles, etc.
- o secured management level support within the department to continue research and program development.
- c. As time went on, many other key persons both within and outside LAPD contributed to the development and refinement of the program.
- 4. Around 1979, the DRE program was officially recognized by LAPD.
- 5. The DRE program evolved into what is essentially a three-step process.
 - a. First, establish that the suspect is impaired and verify that his or her alcohol level is not consistent with the degree of impairment that is evident.
 - b. Second, use some simple diagnostic procedures to determine whether the impairment may stem from illness or injury, requiring prompt medical attention.

Clarification: the first portion of the drug evaluation examination is devoted principally to Standardized Field Sobriety Testing of the suspect, and to the administration of a breath test. Inconsistency between the observed impairment and the BAC suggests the presence of some other drug(s), or some other complicating factor such as an illness or injury.

Aides	Lesson Plan	Instructor Notes
	<p>c. Third, use diagnostic procedures to determine what category (or categories) of drugs is the likely cause of the impairment.</p> <p>6. <u>Key point:</u> the entire examination is <u>standardized</u>.</p> <p>a. Administered exactly the same was to all suspects.</p> <p>b. Administered exactly the same way by all officers.</p> <p>7. The need for diagnostic procedures.</p> <p>a. One reason for needing the diagnostic procedures is that we may be called upon to submit evidence of an articulable suspicion of drug influence to support our request for a chemical test of the suspect.</p>	<p><u>Pose this question:</u> "Why is it necessary for an officer to use diagnostic procedures to determine the category of drugs causing the impairment?"</p> <p><u>Follow-up question:</u> "If we see that a suspect is impaired, and the BAC is too low to account for that impairment, why don't we simply obtain a blood sample and ask the laboratory to analyze the sample for all drugs?"</p> <p>Solicit responses from students.</p> <p>Some courts or motor vehicle hearings officers may find that a low BAC result, by itself, does not provide adequate basis for requesting the suspect to submit to a second chemical test.</p>

Aides	Lesson Plan	Instructor Notes
	<p>b. Another reason is that the suspect may refuse to submit to the chemical test, denying us of scientific evidence of drug influence. In that case, conviction or acquittal may hinge on the officer's observations and expertise as a drug examiner.</p> <p>c. A third reason is that chemical tests usually disclose only that the suspect has used a particular drug <u>recently</u>. The chemical test usually does not indicate whether the drug is psychoactive at the present time.</p> <p>Thus, the DRE procedures are needed to establish that the suspect not only has used the drug, but also that he or she is <u>under the influence</u> at this time.</p> <p>d. A fourth reason is that it can be expensive, and require a large sample of blood or urine, to perform a broad analysis for any or all drugs. Practical constraints require that we be able to point the laboratory technician toward those types of drugs most likely to be found in the sample.</p>	<p><u>Pose this question:</u> "Are there other toxicological samples that can be obtained for drug analysis by the lab?"</p> <p>Solicit responses on hair and saliva sampling.</p>

Aides

Lesson Plan

Instructor Notes



20 Minutes

- e. It is always possible that a person suspected of drug impairment is actually suffering from some medical problem. If a sample is collected, and the suspect are not examined by someone who is qualified, evidence of medical problems may not come to light until it is too late.

B. Evidence of Effectiveness

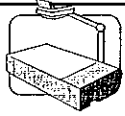
1. LAPD began to work with the National Highway Traffic Safety Administration (NHTSA) on issues relating to this program in the early 1970's.
 - a. The first step was to develop and validate a battery of Standardized Field Sobriety Tests for investigating alcohol impaired driving.
 - b. LAPD personnel played a major role in the research that led to the wide spread use of Horizontal Gaze Nystagmus, the Walk and Turn test, and the One Leg Stand test.
 - c. By the early 1980's, NHTSA completed its validation of the standardized tests for alcohol enforcement.
 - d. At that time, NHTSA began to assist LAPD in validating the drug enforcement program.

Solicit students' questions and comments concerning the origin, evolution and need for the Drug Evaluation and Classification Program.

Aides

Lesson Plan

Instructor Notes



III-2
 ("Two Stages
 of
 Validation")

2. NHTSA assisted LAPD in a two-phased validation study.
 - a. Laboratory Validation, using volunteers who ingested selected drugs.
 - b. Field Validation, using persons actually arrested in Los Angeles on suspicion of drug influence.
3. The Laboratory Validation took place at Johns Hopkins University in Maryland.
 - a. The drug examiners were senior DREs from LAPD.
 - b. The laboratory experiments were planned and conducted by researchers from Johns Hopkins.
 - c. Volunteers each took a "pill" and smoked a "cigarette".
 - d. The "pill" contained either no drug (placebo) or one of the following drugs:
 - o Secobarbital (CNS Depressant)
 - o Valium (i.e. Diazepam - CNS Depressant)
 - o Desoxyn (i.e. Methamphetamine Sulfate - CNS Stimulant)

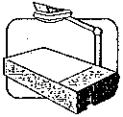
The LAPD participants:
 Dick Studdard
 Jerry Powell
 Pat Russell
 Doug Laird

Aides	Lesson Plan	Instructor Notes
	<p>e. The "cigarette" contained either Marijuana or no drug (placebo).</p> <p>f. <u>Neither the volunteers nor the LAPD officers knew what the volunteers had taken.</u></p> <p>g. Two different dose levels of Marijuana, Diazepam and Methamphetamine Sulfate were used.</p>	<p>Note: this condition is known as a "double blind" experiment. The people being tested and the people doing the testing are kept uninformed of the test condition.</p> <p><u>Clarification:</u> some of the Diazepam and Methamphetamine Sulfate pills were "weak", some were "strong". Similarly, some of the Marijuana cigarettes were "weak", some "strong". All of the Secobarbital pills were "strong".</p> <p>Instructor: The following is given for your information.</p> <p>Normal daily doses for therapeutic purposes:</p> <ul style="list-style-type: none"> • Secobarbital: approx 100mgs • Diazepam: 4-40mgs • Desoxyn (methamphetamine sulfate): 15mgs <p>Doses administered for this study:</p> <ul style="list-style-type: none"> • Secobarbital: 300 mgs • Diazepam: weak - 15mgs; strong - 30mgs • Desoxyn: weak - 15mgs strong - 30mgs

Aides

Lesson Plan

Instructor Notes

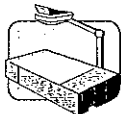



III-3 (Lab
Test Results)


4. Results of the Johns Hopkins study.
 - a. The DREs were excellent in identifying subjects who received only placebo doses: they classified 95% of the drug free subjects as "not impaired".
 - b. Similarly, they were excellent in identifying the high dose subjects.
 - o they classified as "impaired" 98.7% of the subjects who received Secobarbital or high doses of Marijuana, Diazepam or Methamphetamine Sulfate.
 - o they correctly identified the category of drug for 91.7% of those high dose subjects.
 - c. The DREs were less successful in identifying the low dose subjects.
 - o only 17.5% of the subjects who received the low dose of Methamphetamine Sulfate were classified as "impaired".


- Marijuana:
 - weak - 12 puffs of 1.3% THC cigarettes
 - strong - 12 puffs of 2.8% THC cigarettes

Aides	Lesson Plan	Instructor Notes
	<ul style="list-style-type: none"> o only 32.5% of the subjects who smoked the "weak" Marijuana cigarettes were classified as "impaired". <p>d. The results of the laboratory validation study were considered to be extremely positive.</p> <ul style="list-style-type: none"> o the DRE procedures correctly identified the category of drugs in more than 90% of the subjects who were impaired. o the procedures only rarely indicated that unimpaired subjects were under the influence of drugs. <p>5. The field validation study was based on 173 people actually arrested on suspicion of driving under the influence of drugs.</p> <ul style="list-style-type: none"> a. None of the cases involved a crash. b. In all of the cases, the arrested suspects agreed to submit to a blood test. 	<p><u>Emphasize</u> that these low dose subjects probably would never have been stopped by police officers, if they had been driving.</p>
		<p><u>Point out</u> that, during the study period, many other drugged driving arrests were made by LAPD officers.</p>

Aides	Lesson Plan	Instructor Notes
 <p data-bbox="196 972 358 1146">III-4 (The Los Angeles Field Validation Study)</p>	<p data-bbox="516 724 959 863">c. Twenty-eight different DREs from LAPD participated in the examinations of these 173 suspects.</p> <p data-bbox="467 898 878 932">6. Results of the Field Study.</p> <p data-bbox="516 972 927 1146">a. Based on the independent blood tests, only one of the 173 suspects was found to have no alcohol or other drugs.</p> <p data-bbox="516 1186 922 1287">b. Another 10 suspects were found to have only alcohol in them.</p> <p data-bbox="516 1646 943 1747">c. 37 (21%) of the suspects were found to have only one drug other than alcohol.</p> <p data-bbox="516 1787 951 1925">d. 82 had two drugs other than alcohol (47%), and 43 (25%) had three or more drugs other than alcohol.</p>	<p data-bbox="1003 331 1430 684">But the researchers excluded all cases where the suspects refused to give blood, since it would have been impossible to check the DREs accuracy in those cases. Similarly, they excluded all cases that involved crashes, since the suspects' injuries could have confounded the drug examination.</p> <p data-bbox="1003 1186 1414 1392">POINT OUT that it is possible that these 11 so-called "drug free" suspects may have used drugs that the independent laboratory could not identify, for various reasons.</p> <p data-bbox="1003 1432 1422 1608">Even if we assume that these 11 people really had not used any drug other than alcohol, 11 out of 173 is a very small "false positive" rate.</p>

Aides	Lesson Plan	Instructor Notes
 <p data-bbox="183 1465 354 1499">15 Minutes</p>	<p data-bbox="516 327 906 432">d. CNS Depressants: blood tests confirmed 50% of DREs' opinions.</p> <p data-bbox="516 579 883 684">e. CNS Stimulants: blood tests confirmed 33% of DREs' opinions.</p> <p data-bbox="461 970 935 1146">9. Numerous states have conducted comparisons of laboratory analysis and DRE opinions. The correlation rates exceeded 80% in those studies.</p> <p data-bbox="428 1184 919 1356">10. The overall conclusion of the laboratory and field studies is that the DRE program is an effective tool for law enforcement.</p> <p data-bbox="428 1394 699 1428">C. Case Law Review</p> <p data-bbox="461 1465 886 1533">1. Favorable Court Rulings on DRE Procedures</p> <p data-bbox="509 1570 945 1959">a. Courts in various states have ruled favorably on the DEC Program. Some judges have held that the drug influence examination procedures need to meet the <u>Frye</u> standard for admissibility of "new" scientific evidence, while others have ruled that <u>Frye</u> need not apply.</p>	<p data-bbox="997 327 1425 541">POINT OUT that there are literally hundreds of different CNS Depressants, many of which may not have been identifiable by the independent laboratory.</p> <p data-bbox="997 579 1425 932">EMPHASIZE that, in this study, the blood samples were not frozen after collection. Unfortunately, cocaine continues to degenerate in a blood sample if the sample isn't frozen. It is quite possible that the cocaine had metabolized from some samples before the lab analyzed them.</p> <p data-bbox="997 970 1425 1146">EMPHASIZE: Simply because a lab cannot find "drugs" in a sample does not guarantee that no drug is present. All labs have some blind spots</p> <p data-bbox="997 1255 1403 1356">Solicit students' questions about the laboratory and field studies.</p>

Aides	Lesson Plan	Instructor Notes
	<p>b. The <u>Frye</u> standard: "is the procedure or principle espoused accepted by the relevant scientific community?"</p> <p>c. An Arizona court (Tuscon Municipal Court) ruled that the <u>Frye</u> Standard was met. However, upon appeal, The Arizona State Supreme Court ruled that the <u>Frye</u> Standard did not apply to the DEC Program.</p> <p>d. A Minnesota Court (City of Minneapolis) ruled that outside of nystagmus, the DEC Program is not subject to the Frye Standard.</p> <p>e. A Colorado Court (Boulder County Court) ruled that the procedures used by DREs are not new or novel and the <u>Frye</u> Standard did not apply.</p>	<p>NOTE: <u>Frye</u> standard was set by the US Supreme Court in 1923.</p> <p>Print "Frye Standard" on the chalkboard or flip-chart.</p> <p><u>State of Arizona v. Dayton Johnson and Samuel Rodriguez, et al, NOS 90056865 and 90035883, (1990).</u></p> <p><u>State of Minnesota, City of Minneapolis v. Larry Michael Klawitter, 518 N.W.2d 577, (1993).</u></p> <p><u>State of Colorado v. Daniel Hernandez, 92M 181, (1992).</u></p>

Aides	Lesson Plan	Instructor Notes
	<p>f. In many jurisdictions, it will not be necessary to have expert scientific testimony to secure admissibility of a DRE's examination of a suspect.</p> <p>2. The DEC program is gaining acceptance in many courts.</p> <p>3. One key element of DEC -- namely, Horizontal Gaze Nystagmus -- has been recognized as meeting the <u>Frye</u> standard by several State Supreme Courts.</p> <p>a. First to do so was Arizona, in the case known as <u>State vs. Blake</u>.</p> <p>b. Many more State Supreme Courts are expected to rule favorably on HGN in the near future.</p>	<p>Expert testimony regarding drug influence has long been accepted by numerous courts. The components of DRE evaluation are generally accepted in the scientific community. The DEC program simply combined those components into a systematic and standardized procedure. Thus many prosecutors believe that FRYE standards do not apply to DRE evaluations and testimony.</p> <p>In fact, testimony based on DRE investigation have been accepted by courts for many years.</p> <p>Print "State vs. Blake" on the chalkboard or flip-chart.</p> <p>Point out that additional court rulings on HGN are summarized in the Student's Manual.</p> <p>Emphasize that students should familiarize themselves with the case law on HGN to ensure they avoid the errors that kept that evidence from being admitted in the past.</p> <p>If there are significant cases concerning DEC or HGN <u>from the students' State</u>, review them at this</p>

Aides

Lesson Plan

Instructor Notes



4. Summary of HGN Case Law.

- a. The prevailing trend, in recent years, is for courts to admit HGN as evidence of impairment, provided the proper scientific foundation has been laid.
- b. But courts consistently reject all attempts to introduce HGN as evidence of a quantitative BAC.

(1) The court ruled that in cases where there is no chemical test to determine a BAC level, HGN test results can be admitted the same as of Standardized Field Sobriety Tests to show a "neurological dysfunction", one cause of which could be the ingestion of alcohol.

Solicit students' questions and comments about case law.

Write "No Chemical Test - HGN Admissible".

Write on chalkboard or flip chart - "Cannot be used as evidence of specific BAC level".

Session III

Development and Effectiveness of the Drug Evaluation and Classification Program



Development and Effectiveness of the Drug Evaluation and Classification Program

Upon successfully completing this session, the participant will be able to:

- State the origin and evolution of the drug evaluation and classification program
- Describe research and demonstration project results that validate the effectiveness of the program

Drug Evaluation & Classification Training

III-OA

Development and Effectiveness of the Drug Evaluation and Classification Program (continued)

- State the impact of legal precedents established by case law
- Correctly answer the "topics for study" questions at the end of this section

Drug Evaluation & Classification Training

III-OB

The Three-Step Process of Drug Evaluation

Step One

Establish that the suspect is impaired **1**

Step Two

Rule out medical impairment **2**

Step Three

Determine the category of drugs involved **3**

Drug Evaluation & Classification Training

III-1

Two Stages of Validation

Stage One: Laboratory Validation Study **1**
Johns Hopkins University

Stage Two: Field Validation Study **2**
Los Angeles

Drug Evaluation & Classification Training

III-2

Laboratory Study Results

1. DRE officers correctly identified 95% of drug-free subjects as "unimpaired"
2. DRE officers classified 98.7% of high-dose subjects as "impaired"
3. Correctly identified the category of drugs for 91.7% of high-dose subjects
4. DRE officers were less successful in classifying low-dose subjects

Drug Evaluation & Classification Training

III-3

The Los Angeles Field Validation Study

- 173 drivers accused of drug impairment
- Blood tests "confirmed":
 - One suspect had no drugs or alcohol
 - 10 had alcohol only
 - 37 (21%) had one other drug
 - 82 (47%) had two other drugs
 - 43 (25%) had three or more other drugs

Drug Evaluation & Classification Training

III-4

The Los Angeles Field Validation Study (continued)

- Blood tests confirmed the presence of at least one "predicted" category of drugs for more than 90% of suspects

Drug Evaluation & Classification Training

III-5


Confirmation Rates for Specific Categories

- 92%: Phencyclidine (PCP)
- 85%: Narcotic analgesics
- 78%: Cannabis
- 50%: CNS depressants
- 33%: CNS stimulants



Drug Evaluation & Classification Training

III-6



**“Frye” Decisions Regarding Admissibility
of Drug Recognition Expert Testimony**

“Frye” refers to a United States Federal Court opinion dealing with the admissibility of scientific evidence. The court established that new or novel scientific evidence, or the novel application of scientific principles, must be shown to have met with general acceptance in the relevant scientific community before it can be admitted.

1990

**State of Arizona v. Dayton Johnson and Samuel Rodriguez, et al.
Defendants
Nos 90056865 & 90035883 (Unpublished Opinion).**

**The Municipal Court of the City of Tucson, County of Pima, State of
Arizona**

“Virtually all the witnesses agreed that the scientific procedures utilized by trained drug recognition experts are reliable and are generally accepted in the scientific community. The methodology in place, used by trained law enforcement personnel in the field, has been shown to produce reasonably reliable and uniform results that will contribute materially to the ascertainment of the truth.”

On May 7, 1992, the Arizona Supreme Court heard oral arguments in a special proceeding regarding this case. The Justices uniformly rejected the application of “Frye” to the DRE procedures. The Chief Justice observed that the component examination procedures had been established for fifty years.

The prosecutors in this case were Tom Rankin (Tucson) and Cliff Vanell (Phoenix). Expert witnesses for the prosecution included: Sgt. Richard Studdard, LAPD, Marcelline Burns, Ph.D., Sgt. Thomas Page, LAPD, Zenon Zuk, M.D., and Eugene Adler, toxicologist.

1991

The people of the State of New York v. Mary Quinn, Defendant, Docket No. 3130122, District Court, Suffolk County, October 24, 1991, 580 N.Y.S. 2d 818, Misc.2d 139 (N.Y.D.C. 1991).

“The Court found the People’s evidence to be persuasive. The protocol is relatively simple. Jurors should have no trouble understanding the testimony of the DRE witness.”

“Further, nothing contained in the protocol is a new invention. It is rather a compilation of tried and true procedures utilized by medical science and the law enforcement community in similar contexts for many years.”

“The Court believes that the protocol’s underlying principles are not so hypertechnical nor the skills required so specialized as to require professional medical training.”

“The Court holds that the people have successfully established that both the HGN test and the DRE protocol meet the standards enunciated by “Frye” and “Middleton.”

The prosecutors in this case were Joe Lombardo and Richard Frankel (Suffolk County). Expert witnesses for the prosecution included: Richard Studdard, retired LAPD Sergeant, Marcelline Burns, Ph.D., Sergeant Thomas Page, LAPD, Technical Sgt. Douglas Paquette, New York State Police, Zenon Zuk, M.D., David Peed, O.D., and Edward Briglia, Ph.D.

1992

County Court, Boulder, Colorado

Case No. 92M181 (Unpublished Opinion)

People of the State of Colorado v. Daniel Hernandez

“The DRE methods are accepted within the scientific community because they have found to be reliable.”

“The Court finds that the expert does have sufficient specialized knowledge to assist the jurors in better deciding whether the defendant drove his car when under the influence of a specific drug. The DRE testimony can be used at trial provided a sufficient foundation is laid.” Overall, this court ruled that the procedures used by DRE’s are not new or novel scientific techniques that must meet the “Frye” standard.

The prosecutor in this case was David Archeluta (Boulder County). Expert witnesses for the prosecution include: Sergeant Thomas Page, LAPD, Zenon Zuk, M.D., Marcelline Burns, Ph.D., Rick Abbott, M.D., and Laurel Farrell (chemist).

1993

State of Minnesota in Supreme Court, C6-93-2092, filed June 30, 1994.

(Unpublished Opinion)

State of Minnesota, City of Minneapolis vs. Larry Michael Klawitter, 518 N.W.2d 577 (1994)

“Given proper foundation and subject to other qualifications, opinion testimony by experienced police officers trained in use of so-called drug recognition protocol is generally admissible in evidence in a trial of a defendant for driving while under the influence of a controlled substance.”

The Court determined that the gaze nystagmus test satisfies the requirements of “Frye”.

“We agree with the trial court that the officer should be allowed to give an opinion based on the officer’s training and experience and his or her observations following the 12-step drug recognition protocol, as long as (a) there is sufficient foundation for the specific opinion expressed, (b) the state does not attempt to exaggerate the officer’s credentials by referring to the officer as a “Drug Recognition Expert” or to unfairly suggest that the officer’s opinion is entitled to greater weight than it deserves, and...” “We add only that it should be obvious that the mere fact that such opinion testimony by itself will be sufficient to support a guilty verdict.”

The court also determined that, outside of nystagmus, the components of a DRE examination are not scientifically new and are not subject to the “Frye” test.

The trial court stated, “...there is nothing scientifically new, novel, or controversial about any component of the DRE protocol itself. The symptomatology matrix used by DRE’s to reach their conclusions is not new and is generally accepted in the medical community as an accurate compilation of signs and symptoms or impairment by the various drug categories.”

The prosecutor in this case was Karen Herland (City of Minneapolis). Expert witnesses for the prosecution included: Sergeant Thomas Page, LAPD, Dr. Marcelline Burns (psychologist), Dr. David Peed (optometrist), Dr. Zenon Zuk (medical doctor), Eugene Adler (criminalist), Dr. S.J. Jejurikar (Minnesota Bureau of Criminal Apprehension), and Robert Meyer (toxicologist).

1994

11th Judicial Circuit in and for Dade County, Florida

Case No. 256998,9-I (Unpublished Opinion)

State of Florida v. Frederick Williams

Judge Maxine Cohen Lando

Original filed January 19, 1995

"Given proper foundation and subject to other qualifications, opinion testimony by an experienced police officer trained in the use of the drug recognition protocol is generally admissible in evidence in a trial of a defendant charged with driving under the influence of a controlled or chemical substance. Furthermore, Horizontal Gaze Nystagmus (HGN) test results are generally admissible to establish (1) that the defendant was impaired; and/or (2) that the defendant was over the legal limit; and/or (3) the defendant's specific breath or blood alcohol level at the time he performed the test."

This court found that the "Frye" standard is inapplicable to the DRE Protocol because neither the protocol nor any of its subsets (including HGN, VGN, and Lack of Convergence) are "scientific".

Further, these tests are neither new nor novel. The Court also state that "Frye" is inapplicable to HGN, VGN, and LOC because none of them are new or novel. "None of these tests or the theories and procedures they encompass, are new, novel, or emerging scientific techniques. The medical and psychological professions have acknowledged the tests' underlying theories and procedures for decades."

The Court concluded:

"Drug recognition training is not designed to qualify police officers as scientists, but to train them as observers. The training is intended to refine and enhance the skill of acute observation...and to focus that power...in a particular situation."

This court followed the Klawitter (Minnesota) decision, that it requires the state to "lay a proper predicate before referring to a DRE as anything other than a DRE or Drug Recognition Evaluator or Examiner."

"The real issue is not the admissibility of the evidence, but the weight it should receive. That is a matter for the jury to decide."

The prosecutor in this case was Steve Talpins (Dade County). Expert witnesses for the prosecution in this case included: Marcelline Burns, Ph.D., Zenon Zuk, M.D., Robert Dobie, M.D., Sergeant Thomas Page, LAPD, and others.

American Prosecutors Research Institute
National Traffic Law Center

HORIZONTAL GAZE NYSTAGMUS
STATE CASE LAW SUMMARY

INTRODUCTION

The following state case law summary contains the seminal cases for each state, the District of Columbia and the Federal courts on the admissibility of HGN. Three main issues regarding the admissibility of the HGN test are set out under each state: evidentiary admissibility, police officer testimony, and purpose and limits of the HGN test results. The case or cases that address each issue are then briefly summarized and cited.

Alabama

I. Evidentiary Admissibility

HGN is a scientific test that must satisfy the *Frye* standard of admissibility. The Supreme Court of Alabama found that the State had not presented "sufficient evidence regarding the HGN test's reliability or its acceptance by the scientific community to determine if the Court of Criminal Appeals correctly determined that the test meets the *Frye* standards."

Malone v. City of Silverhill, 575 So.2d 106 (Ala. 1990).

II. Police Officer Testimony Needed to Admit HGN Test Result

The Court did not address this issue.

III. Purpose and Limits of HGN

The Court did not address this issue.

Alaska

I. Evidentiary Admissibility

HGN is a scientific test. It is generally accepted within the relevant scientific community.

Ballard v. Alaska, 955 P.2d 931, 939 (Alaska Ct. App. 1998).

II. Police Officer Testimony Needed to Admit HGN Test Result

A police officer may testify to the results of HGN testing as long as the government establishes a foundation that the officer has been adequately trained in the test. *Ballard*, 955 P.2d at 941.

III. Purpose and Limits of HGN

HGN testing is “a reliable indicator of a person’s alcohol consumption and, to that extent, HGN results are relevant.” The court cautioned that the HGN test could not be used to correlate the results with any particular blood-alcohol level, range of blood-alcohol levels, or level of impairment.

Ballard, 955 P.2d at 940.

Arizona

I. Evidentiary Admissibility

HGN is a scientific test that needs to satisfy the *Frye* standard of admissibility. State has shown that HGN satisfies the *Frye* standard.

State v. Superior Court (Blake), 718 P.2d 171, 181 (Ariz. 1986) (seminal case on the admissibility of HGN).

II. Police Officer Testimony Needed to Admit HGN Test Result

“The proper foundation for [admitting HGN test results] . . . includes a description of the officer's training, education, and experience in administering the test and showing that proper procedures were followed.”

Arizona ex. rel. Hamilton v. City Court of Mesa, 799 P.2d 855, 860 (Ariz. 1990).

See also *Arizona ex. Rel. McDougall v. Ricke*, 778 P.2d 1358, 1361 (Ariz. Ct. App. 1989).

III. Purpose and Limits of HGN

HGN test results are admissible to establish probable cause to arrest in a criminal hearing.

State v. Superior Court (Blake), 718 P.2d at 182.

“Where a chemical analysis has been conducted, the parties may introduce HGN test results in the form of estimates of BAC over .10% to challenge or corroborate that chemical analysis.”

Ricke, 778 P.2d at 1361.

When no chemical analysis is conducted, the use of HGN test results "is to be limited to showing a symptom or clue of impairment."

Hamilton, 799 P.2d at 858.

Arkansas

I. Evidentiary Admissibility

Novel scientific evidence must meet the *Prater* (relevancy) standard for admissibility. Because law enforcement has used HGN for over thirty-five years, a *Prater* inquiry is not necessary as the test is not "novel" scientific evidence.

Whitson v. Arkansas, 863 S.W.2d 794, 798 (Ark. 1993).

II. Police Officer Testimony Needed to Admit HGN Test Result

The Court did not address this issue.

III. Purpose and Limits of HGN

HGN may be admitted as evidence of impairment, but is not admissible to prove a specific BAC.

Whitson, 863 S.W.2d at 798.

California

I. Evidentiary Admissibility

HGN is a scientific test and the *Kelly/Frye* "general acceptance" standard must be applied.

California v. Leahy, 882 P.2d 321 (Cal. 1994).

California v. Joehnk, 35 Cal. App. 4th 1488, 1493, 42 Cal. Rptr. 2d 6, 8 (Cal. Ct. App. 1995).

"...[A] consensus drawn from a typical cross-section of the relevant, qualified scientific community accepts the HGN testing procedures...."

Joehnk, 35 Cal. App. 4th at 1507, 42 Cal. Rptr. 2d at 17.

II. Police Officer Testimony Needed to Admit HGN Test Result

Police officer testimony is insufficient to establish "general acceptance in the relevant scientific community."

Leahy, 882 P2d. at 609.

Police officer can give opinion, based on HGN and other test results, that defendant was intoxicated. Furthermore, police officer must testify as to the administration and result of the test.

Joehnk, 35 Cal. App. 4th at 1508, 42 Cal. Rptr. 2d at 18.

III. Purpose and Limits of HGN

HGN may be used, along with other scientific tests, as some evidence that defendant was impaired.

Joehnk, 35 Cal. App. 4th at 1508, 42 Cal. Rptr. 2d at 17.

HGN test results may not be used to quantify the BAC level of the defendant. *California v. Loomis*, 156 Cal. App. 3d Supp. 1, 5-6, 203 Cal. Rptr. 767, 769-70 (1984).

Connecticut

I. Evidentiary Admissibility

HGN must meet the *Frye* test of admissibility. In this case, the state presented no evidence to meet its burden under the *Frye* test.

Connecticut v. Merritt, 647 A.2d 1021, 1028 (Conn. App. Ct. 1994).

HGN satisfies the *Porter* standards and is admissible. (In *State v. Porter*, 698 A.2d 739 (1997), the Connecticut Supreme Court held the *Daubert* approach should govern the admissibility of scientific evidence and expressed factors to be considered in assessing evidence.)

Connecticut v. Carlson, 720 A.2d 886 (Conn. Super. Ct. 1998).

II. Police Officer Testimony Needed to Admit HGN Test Result

Must lay a proper foundation with a showing that the officer administering the test had the necessary qualifications and followed proper procedures.

Connecticut v. Merritt, 647 A.2d 1021, 1028 (Conn. App. Ct. 1994).

III. Purpose and Limits of HGN

HGN test results can be used to establish probable cause to arrest in a criminal hearing.

Connecticut v. Royce, 616 A.2d 284, 287 (Conn. App. Ct. 1992).

Delaware

I. Evidentiary Admissibility

HGN evidence is scientific and must satisfy the Delaware Rules of Evidence standard.

Delaware v. Ruthardt, 680 A.2d 349, 356 (Del. Super. Ct. 1996).

HGN evidence is acceptable scientific testimony under the Delaware Rules of Evidence.

Ruthardt, 680 A.2d at 362.

II. Police Officer Testimony Needed to Admit HGN Test Result

Police officer may be qualified as an expert to testify about the underlying scientific principles that correlate HGN and alcohol. Delaware police receiving three-day (twenty-four hour) instruction on HGN test administration are not qualified to do this.

Ruthardt, 680 A.2d at 361-62.

Police officer testimony about training and experience alone, without expert testimony, is not enough foundation to admit HGN test results.

Zimmerman v. Delaware, 693 A.2d 311, 314 (Del. 1997).

III. Purpose and Limits of HGN

HGN test results admissible to show probable cause in a criminal hearing.

Ruthardt, 680 A.2d at 355.

HGN test results admissible to show probable cause in a civil hearing.

Cantrell v. Division of Motor Vehicles, 1996 Del. Super. LEXIS 265 (Del. Super. Ct. Apr. 9, 1996).

HGN test results cannot be used to quantify the defendant's BAC. However, they can be used as substantive evidence that the defendant was "under the influence of intoxicating liquor."

Ruthardt, 680 A.2d at 361-62.

Florida

I. Evidentiary Admissibility

The 3rd District Court found HGN to be a “quasi-scientific” test. Its application is dependent on a scientific proposition and requires a particular expertise outside the realm of common knowledge of the average person. It does not have to meet the *Frye* standard because HGN has been established and generally accepted in the relevant scientific community, and has been *Frye* tested in the legal community. The court took judicial notice that HGN is reliable based on supportive case law from other jurisdictions, numerous testifying witnesses and studies submitted. It is “no longer ‘new or novel’ and there is simply no need to reapply a *Frye* analysis.” *Williams v. Florida*, 710 So. 2d 24 (Fla. Dist. Ct. App. 1998).

The 4th District Court found HGN to be a scientific test. However, because it is not novel, the *Frye* standard is not applicable. However, “[e]ven if not involving a new scientific technique, evidence of scientific tests is admissible only after demonstration of the traditional predicates for scientific evidence including the test’s general reliability, the qualifications of test administrators and technicians, and the meaning of the results.” Without this predicate, “the danger of unfair prejudice, confusion of issues or misleading the jury from admitting HGN test results outweighs any probative value.” The state did not establish the appropriate foundation for the admissibility of HGN test results. *Florida v. Meador*, 674 So. 2d 826, 835 (Fla. Dist. Ct. App. 1996), *review denied*, 686 So. 2d 580 (Fla. 1996).

II. Police Officer Testimony Needed to Admit HGN Test Result

“We take judicial notice that HGN test results are generally accepted as reliable and thus are admissible into evidence once a proper foundation has been laid that the test was correctly administered by a qualified DRE [Drug Recognition Expert].” *Williams*, 710 So. 2d at 32.

No evidence presented as to the police officer’s qualifications nor administration of the HGN test in this case. *Meador*, 674 So. 2d at 835.

III. Purpose and Limits of HGN

The HGN test results alone, in the absence of a chemical analysis of blood, breath, or urine, are inadmissible to trigger the presumption provided by the DUI statute, and may not be used to establish a BAC of .08 percent or more. *Williams*, 710 So. 2d at 36.

Georgia

I. Evidentiary Admissibility

The HGN test is admissible as a “scientifically reliable field sobriety evaluation” under the *Harper* “verifiable certainty” standard.

Manley v. Georgia, 424 S.E.2d 818, 819-20 (Ga. Ct. App. 1992).

HGN testing is judicially noticed as a scientifically reliable test and therefore expert testimony is no longer required before the test results can be admitted.

Hawkins v. Georgia, 476 S.E.2d 803, 808-09 (Ga. Ct. App. 1996).

II. Police Officer Testimony Needed to Admit HGN Test Result

Police officer, who received specialized training in DUI detection and worked with a DUI task force for two years, was permitted to testify that, in his opinion, defendant was under the influence.

Sieveling v. Georgia, 469 S.E.2d 235, 219-20 (Ga. Ct. App. 1996).

III. Purpose and Limits of HGN

HGN test can be admitted to show that the defendant “was under the influence of alcohol to the extent that it was less safe for him to drive.”

Sieveling, 469 S.E.2d at 219.

Hawaii

I. Evidentiary Admissibility

HGN is a scientific test. The HGN test is reliable under the Hawaii Rules of Evidence and admissible as “evidence that police had probable cause to believe that a defendant was DUI.” Judicial notice of the “validity of the principles underlying HGN testing and the reliability of HGN test results” is appropriate. HGN test results can be admitted into evidence if the officer administering the test was duly qualified to conduct the test and the test was performed properly.

Hawaii v. Ito, 978 P.2d 191 (Haw. Ct. App. 1999).

II. Police Officer Testimony Needed to Admit HGN Test Result

Before HGN test results can be admitted into evidence in a particular case, however, it must be shown that (1) the officer administering the test was duly qualified to conduct and grade the test; and (2) the test was performed properly in the instant case.

Hawaii v. Ito, 978 P.2d 191 (Haw. Ct. App. 1999), See also *Hawaii v. Toyomura*, 904 P.2d 893, 911 (Haw. 1992) and *Hawaii v. Montalbo*, 828 P.2d. 1274, 1281 (Haw. 1992).

III. Purpose and Limits of HGN

HGN test can be admitted as "evidence that police had probable cause to believe that a defendant was DUI."

Hawaii v. Ito, 978 P.2d 191 (Haw. Ct. App. 1999).

Idaho

I. Evidentiary Admissibility

HGN test results admitted under the Idaho Rules of Evidence. Rule 702 is the correct test in determining the admissibility of HGN.

State v. Gleason, 844 P.2d 691, 694 (Idaho 1992).

II. Police Officer Testimony Needed to Admit HGN Test Result

Officer may testify as to administration of HGN test, but not correlation of HGN and BAC.

State v. Garrett, 811 P.2d 488, 493 (Idaho 1991).

III. Purpose and Limits of HGN

"HGN test results may not be used at trial to establish the defendant's blood alcohol level . . . Although we note that in conjunction with other field sobriety tests, a positive HGN test result does supply probable cause for arrest, standing alone that result does not provide proof positive of DUI...."

Garrett, 811 P.2d at 493.

HGN may be "admitted for the same purpose as other field sobriety test evidence -- a physical act on the part of [defendant] observed by the officer contributing to the cumulative portrait of [defendant] intimating intoxication in the officer's opinion."

Gleason, 844 P.2d at 695.

Illinois

I. Evidentiary Admissibility

HGN meets *Frye* standard of admissibility.

People v. Buening, 592 N.E.2d 1222, 1227 (Ill. App. Ct. 1992).

Despite the ruling of the *Buening* appellate court, the Fourth District Court of Appeals declined to recognize HGN's general acceptance without a *Frye* hearing. The court criticized the *Buening* court for taking judicial notice of HGN's reliability based on the decisions of other jurisdictions.

People v. Kirk, 681 N.E.2d 1073, 1077 (Ill. App. Ct. 1997).

The state supreme court held that the state was no longer required to show than an HGN test satisfied the Frye standard before introducing the results of the test into evidence. Absent proof by the defense that the HGN test was unsound, the State only had to show that the officer who gave the test was trained in the procedure and that the test was properly administered. *The People of the State of Illinois v. Linda Basler*, 2000 Ill. LEXIS 1698 (Ill. 2000)

II. Police Officer Testimony Needed to Admit HGN Test Result

"A proper foundation should consist of describing the officer's education and experience in administering the test and showing that the procedure was properly administered."

Buening, 592 N.E.2d at 1227.

III. Purpose and Limits of HGN

HGN test results may be used to establish probable cause in a criminal hearing. *People v. Furness*, 526 N.E.2d 947, 949 (Ill. App. Ct. 1988).

HGN test results admissible to show probable cause in a civil hearing.

People v. Hood, 638 N.E.2d 264, 274 (Ill. App. Ct. 1994).

HGN test results may be used "to prove that the defendant is under the influence of alcohol."

Buening, 592 N.E.2d at 1228.

Iowa

I. Evidentiary Admissibility

HGN admissible as a field test under the Iowa Rules of Evidence. "[T]estimony by a properly trained police officer with respect to the administration and results of the horizontal gaze nystagmus test are admissible without need for further scientific evidence."

State v. Murphy, 451 N.W.2d 154, 158 (Iowa 1990).

II. Police Officer Testimony Needed to Admit HGN Test Result

Police officer may testify about HGN test results under Rule 702 if the officer is properly trained to administer the test and objectively records the results. *Murphy*, 451 N.W.2d at 158.

III. Purpose and Limits of HGN

HGN test results may be used as an indicator of intoxication. *Murphy*, 451 N.W.2d at 158.

Kansas

I. Evidentiary Admissibility

HGN must meet *Frye* standard of admissibility and a *Frye* hearing is required at the trial level. There was no *Frye* hearing conducted and the appellate court refused to make a determination based on the record it had. *State v. Witte*, 836 P.2d 1110, 1121 (Kan. 1992).

II. Police Officer Testimony Needed to Admit HGN Test Result

The Court did not address this issue.

III. Purpose and Limits of HGN

The Court did not address this issue.

Kentucky

I. Evidentiary Admissibility

HGN test results admitted due to defendant's failure to object. *Commonwealth v. Rhodes*, 949 S.W.2d 621, 623 (Ky. Ct. App. 1996).

II. Police Officer Testimony Needed to Admit HGN Test Result

The Court did not address this issue.

III. Purpose and Limits of HGN

The Court did not address this issue.

Louisiana

I. Evidentiary Admissibility

HGN meets *Frye* standard of admissibility.

State v. Breitung, 623 So. 2d 23, 25-6 (La. Ct. App. 1993).

State v. Regan, 601 So. 2d 5, 8 (La. Ct. App. 1992).

State v. Armstrong, 561 So. 2d 883, 887 (La. Ct. App. 1990).

The standard of admissibility for scientific evidence is currently the Louisiana Rules of Evidence.

State v. Foret, 628 So. 2d 1116 (La. 1993).

II. Police Officer Testimony Needed to Admit HGN Test Result

Police officer may testify as to training in HGN procedure, certification in the administration of HGN test and that the HGN test was properly administered.

Armstrong, 561 So. 2d at 887.

III. Purpose and Limits of HGN

The HGN test may be used by the officer "to determine whether or not he [needs] to 'go any further' and proceed with other field tests."

Breitung, 623 So. 2d at 25.

HGN test results may be admitted as evidence of intoxication.

Armstrong, 561 So. 2d at 887.

Maine

I. Evidentiary Admissibility

Because the HGN test relies on greater scientific principles than other field sobriety tests, the reliability of the test must first be established.

State v. Taylor, 694 A.2d 907, 912 (Me. 1997).

The Maine Supreme Court took judicial notice of the reliability of the HGN test to detect impaired drivers.

Taylor, 694 A.2d at 910.

II. Police Officer Testimony Needed to Admit HGN Test Result

“A proper foundation shall consist of evidence that the officer or administrator of the HGN test is trained in the procedure and the [HGN] test was properly administered.”

Taylor, 694 A.2d at 912.

III. Purpose and Limits of HGN

HGN test results may only be used as “evidence of probable cause to arrest without a warrant or as circumstantial evidence of intoxication. The HGN test may not be used by an officer to quantify a particular blood alcohol level in an individual case.”

Taylor, 694 A.2d at 912.

Maryland

I. Evidentiary Admissibility

HGN is scientific and must satisfy the *Frye/Reed* standard of admissibility. The Court of Appeals took judicial notice of HGN's reliability and its acceptance in the relevant scientific communities.

Schultz v. State, 664 A.2d 60, 74 (Md. Ct. Spec. App. 1995).

II. Police Officer Testimony Needed to Admit HGN Test Result

Police officer must be properly trained or certified to administer the HGN test.

[NOTE: In *Schultz*, the police officer failed to articulate the training he received in HGN testing and the evidence was excluded.]

Schultz, 664 A.2d at 77.

III. Purpose and Limits of HGN

HGN testing may not be used to establish a specific blood alcohol level.

Wilson v. State, 723 A.2d 494 (Md. Ct. Spec. App. 1999).

Massachusetts

I. Evidentiary Admissibility

HGN is scientific and is admissible on a showing of either general acceptance in the scientific community or reliability of the scientific theory. See *Commonwealth v. Lanigan*, 641 N.E.2d 1342 (Mass. 1994). HGN test results are inadmissible until the Commonwealth introduces expert testimony to establish that the HGN test satisfies one of these two standards.

Commonwealth v. Sands, 675 N.E.2d 370, 373 (Mass. 1997).

II. Police Officer Testimony Needed to Admit HGN Test Result

“[T]here must be a determination as to the qualification of the individual administering the HGN test and the appropriate procedure to be followed.” In this case there was no testimony as to these facts, thus denying the defendant the opportunity to challenge the officer’s qualifications and administration of the test. *Sands*, 675 N.E.2d at 373.

III. Purpose and Limits of HGN

The Court did not address this issue.

Michigan

I. Evidentiary Admissibility

Court found that HGN test is scientific evidence and is admissible under the *Frye* standard of admissibility. *State v. Berger*, 551 N.W.2d 421, 424 (Mich. Ct. App. 1996).

II. Police Officer Testimony Needed to Admit HGN Test Result

Only foundation necessary for the introduction of HGN test results is evidence that the police officer properly performed the test and that the officer administering the test was qualified to perform it. *Berger*, 551 N.W.2d at 424.

III. Purpose and Limits of HGN

HGN test results are admissible to indicate the presence of alcohol. *Berger*, 551 N.W.2d at 424 n.1.

Minnesota

I. Evidentiary Admissibility

Court found that HGN meets the *Frye* standard of admissibility. *State v. Klawitter*, 518 N.W.2d 577, 585 (Minn. 1994).

II. Police Officer Testimony Needed to Admit HGN Test Result

Police officers must testify about their training in and experience with the HGN test. *See generally Klawitter*, 518 N.W.2d at 585-86.

III. Purpose and Limits of HGN

HGN admissible as evidence of impairment as part of a Drug Evaluation Examination in the prosecution of a person charged with driving while under the influence of drugs.

See generally Klawitter, 518 N.W.2d at 585.

Mississippi

I. Evidentiary Admissibility

HGN is a scientific test. However, it is not generally accepted within the relevant scientific community and is inadmissible at trial in the State of Mississippi.

Young v. City of Brookhaven, 693 So.2d 1355, 1360-61 (Miss. 1997).

II. Police Officer Testimony Needed to Admit HGN Test Result

Police officers cannot testify about the correlation between the HGN test and precise blood alcohol content.

Young, 693 So.2d at 1361.

III. Purpose and Limits of HGN

HGN test results are admissible only to prove probable cause to arrest.

Young, 693 So.2d at 1361.

HGN test results cannot be used as scientific evidence to prove intoxication or as a mere showing of impairment. *Young*, 693 So.2d at 1361.

Missouri

I. Evidentiary Admissibility

Court found that HGN test meets the *Frye* standard of admissibility.

State v. Hill, 865 S.W.2d 702, 704 (Mo. Ct. App. 1993), *rev'd on other grounds*, *State v. Carson*, 941 S.W.2d 518, 520 (Mo. 1997).

II. Police Officer Testimony Needed to Admit HGN Test Result

Police officer must be adequately trained and able to properly administer the test.

Hill, 865 S.W.2d at 704.

III. Purpose and Limits of HGN

HGN can be admitted as evidence of intoxication.
Hill, 865 S.W.2d at 704.

Montana

I. Evidentiary Admissibility

Court found that HGN is neither new nor novel; thus, Daubert does not apply. Court still finds that HGN must meet the state's rules of evidence that are identical to the Federal Rules of Evidence.
Hulse v. DOJ, Motor Vehicle Div., 961 P.2d 75, 88 (Mont. 1998).

III. Police Officer Testimony Needed to Admit HGN Test Result

The court held that before an arresting officer may testify as to HGN results, a proper foundation must show that the officer was properly trained to administer the HGN test and that he administered the test in accordance with this training. Before the officer can testify as to the correlation between alcohol and nystagmus, a foundation must be established that the officer has special training in the underlying scientific basis of the HGN test.
Hulse, 961 P.2d 75 (Mont. 1998).

III. Purpose and Limits of HGN

HGN test results admissible as evidence of impairment.
State v. Clark, 762 P.2d 853, 856 (Mont. 1988).

Nebraska

I. Evidentiary Admissibility

HGN meets the *Frye* standard for acceptance in the relevant scientific communities, and when the test is given in conjunction with other field sobriety tests, the results are admissible for the limited purpose of establishing impairment that may be caused by alcohol.
State v. Baue, 607 N.W.2d 191 (Neb. 2000)

II. Police Officer Testimony Needed to Admit HGN Test Result

A police officer may testify to the results of HGN testing if it is shown that the officer has been adequately trained in the administration and assessment of the HGN test and has conducted the testing and assessment in accordance with that training.

State v. Baue, 607 N.W.2d 191 (Neb. 2000)

III. Purpose and Limits of HGN

“Testimony concerning HGN is admissible on the issue of impairment, provided that the prosecution claims no greater reliability or weight for the HGN evidence than it does for evidence of the defendant's performance on any of the other standard field sobriety tests, and provided further that the prosecution makes no attempt to correlate the HGN test result with any particular blood-alcohol level, range of blood-alcohol levels, or level of impairment.”

State v. Baue, 607 N.W.2d 191 (Neb. 2000) (quoting *Ballard v. State*, 955 P.2d 931, 940 (Alaska App. 1998))

New Jersey

I. Evidentiary Admissibility

In New Jersey, the party offering the results of a scientific procedure into evidence must comply with Frye and show that the procedure is generally accepted in the relevant scientific communities. A party may prove this general acceptance via “(1) testimony of knowledgeable experts[,] (2) authoritative scientific literature[, or] (3) [p]ersuasive judicial decision.” Based on the testimony of Dr. Marcelline Burns and Dr. Jack Richman, the Court found the HGN test to be generally accepted and the results thus admissible. The Court also noted the “significant number” of jurisdictions that have accepted the HGN test as admissible scientific evidence.

State v. Maida, 2000 N.J. Super. LEXIS 276 (N.J. Super. Ct. Law Div. 2000).

*But See, *State v. Doriguzzi*, 760 A.2d 336 (N.J. Super. 2000), which held that HGN is scientific evidence that must meet Frye Standard. However, in each trial, sufficient foundation evidence must be laid by expert testimony to assure defendants that a conviction for DUI, when based in part on HGN testing, is grounded in reliable scientific data. In this case, the appellate court reversed defendant's conviction because at trial no such foundation was presented. The court found that because HGN testing has not achieved general acceptance in the community, it is not a matter of which a court can take judicial notice.

II. Police Officer Testimony Needed to Admit HGN Test Result

The Court did not address this issue.

III. Purpose and Limits of HGN

The Court found the HGN test admissible “as a reliable scientific indicator of likely intoxication.”

New Mexico

I. Evidentiary Admissibility

HGN is a scientific test. New Mexico follows the *Daubert* standard, which requires a showing of reliability before scientific evidence can be admitted. The court held that a scientific expert must testify to the underlying scientific reliability of HGN and that a police officer cannot qualify as a scientific expert. Because the State failed to present sufficient evidence regarding the HGN test’s reliability, the court remanded the case stating it would be appropriate for the trial court, on remand, to make the initial determination of whether HGN testing satisfies *Daubert*. In addition, the court found HGN to be “beyond common and general knowledge” and declined to take judicial notice of HGN reliability.

State v. Torres, 976 P.2d 20 (N.M. 1999).

II. Police Officer Testimony Needed to Admit HGN Test Result

Police officers can qualify as non-scientific experts based on their training and experience. Non-scientific experts may testify about the administration of the test and specific results of the test provided another scientific expert first establishes the reliability of the scientific principles underlying the test. In order to establish the “technical or specialized knowledge” required to qualify as an expert in the administration of the HGN test, “there must be a showing: (1) that the expert has the ability and training to administer the HGN test properly, and (2) that the expert did, in fact, administer the HGN test properly at the time and upon the person in question.”

State v. Torres, 976 P.2d 20 (N.M. 1999).

III. Purpose and Limits of HGN

The Court did not address this issue.

New York

I. Evidentiary Admissibility

Quinn held that HGN test results are admissible under *Frye* standard of "general acceptance." However, the case no longer has precedential value as it was later reversed on other grounds.

People v. Quinn, 580 N.Y.S.2d 818, 826 (Dist. Ct. 1991), *rev'd on other grounds*, 607 N.Y.S.2d 534 (N.Y. App. Div. 1993).

II. Police Officer Testimony Needed to Admit HGN Test Result

The Court did not address this issue.

III. Purpose and Limits of HGN

The Court did not address this issue.

North Carolina

I. Evidentiary Admissibility

HGN is a scientific test. It "does not measure behavior a lay person would commonly associate with intoxication but rather represents specialized knowledge that must be presented to the jury by a qualified expert." As a result, "until there is sufficient scientifically reliable evidence as to the correlation between intoxication and nystagmus, it is improper to permit a lay person to testify as to the meaning of HGN test results."

State v. Helms, 504 S.E.2d 293 (N.C. 1998).

II. Police Officer Testimony Needed to Admit HGN Test Result

Testimony of one police officer, whose training consisted of a "forty hour training class dealing with the HGN test", was inadequate foundation for admission of HGN test results.

Helms, 504 S.E.2d 293 (N.C. 1998).

IV. Purpose and Limits of HGN

HGN test results are evidence of impairment.

Helms, 504 S.E.2d 293 (N.C. 1998).

North Dakota

I. Evidentiary Admissibility

Court found that HGN test is admissible as a standard field sobriety test.
City of Fargo v. McLaughlin, 512 N.W.2d 700, 706 (N.D. 1994).

II. Police Officer Testimony Needed to Admit HGN Test Result

Police officer must testify as to training and experience and that the test was properly administered.

City of Fargo, 512 N.W.2d at 708.

III. Purpose and Limits of HGN

“ . . . HGN test results admissible only as circumstantial evidence of intoxication, and the officer may not attempt to quantify a specific BAC based upon the HGN test.”

City of Fargo, 512 N.W.2d at 708.

Ohio

I. Evidentiary Admissibility

HGN test is objective in nature and does not require an expert interpretation.
State v. Nagel, 506 N.E.2d 285, 286 (Ohio Ct. App. 1986).

Court determined that HGN was a reliable indicator of intoxication without specifically ruling on whether HGN meets *Frye* or some other standard of admissibility.

State v. Bresson, 554 N.E.2d 1330, 1334 (Ohio 1990).

Court held that SFSTs, including HGN, must be administered in *strict compliance* with NHTSA's directives in order for the test results to be admissible.

State v. Homan, 732 N.E.2d 952 (Ohio 2000).

II. Police Officer Testimony Needed to Admit HGN Test Result

Police officer need only testify to training in HGN procedure, knowledge of the test and ability to interpret results.

Bresson, 554 N.E.2d at 1336.

III. Purpose and Limits of HGN

HGN can be used to establish probable cause to arrest and as substantive evidence of a defendant's guilt or innocence in a trial for DUI, but not to determine defendant's BAC. *Bresson*, 554 N.E.2d at 1336.

Oklahoma

I. Evidentiary Admissibility

HGN test results excluded because state failed to lay adequate foundation regarding HGN's scientific admissibility under the *Frye* standard of admissibility. Police officer's testimony alone was insufficient. *Yell v. State*, 856 P.2d 996, 996-97 (Okla. Crim. App. 1993).

The *Daubert* rationale replaces the *Frye* standard as the admissibility standard for scientific evidence. *Taylor v. State*, 889 P.2d 319, 328-29 (Okla. Crim. App. 1995).

II. Police Officer Testimony Needed to Admit HGN Test Result

Police officer testified to training on how to administer HGN test and how the test was administered in this case. Officer also testified as to his training in analyzing HGN test results. *Yell*, 856 P.2d at 997.

III. Purpose and Limits of HGN

If HGN testing was found to satisfy the *Frye* standard of admissibility, HGN test results would be considered in the same manner as other field sobriety test results. HGN test results are inadmissible as scientific evidence creating a presumption of intoxication. *Yell*, 856 P.2d at 997.

Oregon

I. Evidentiary Admissibility

HGN test results are admissible under the Oregon Rules of Evidence. HGN test results are scientific in nature, are relevant in a DUI trial, and are not unfairly prejudicial to the defendant. *State v. O'Key*, 899 P.2d 663, 687 (Or. 1995).

II. Police Officer Testimony Needed to Admit HGN Test Result

“Admissibility is subject to a foundational showing that the officer who administered the test was properly qualified, that the test was administered properly, and that the test results were recorded accurately.”

O'Key, 899 P.2d at 670.

III. Purpose and Limits of HGN

“... HGN test results are admissible to establish that a person was under the influence of intoxicating liquor, but is not admissible...to establish a person's BAC...”

O'Key, 899 P.2d at 689-90.

Officer may not testify that, based on HGN test results, the defendant's BAC was over .10.

State v. Fiskien, 909 P.2d 206, 207 (Or. Ct. App. 1996).

Pennsylvania

I. Evidentiary Admissibility

The state laid an inadequate foundation for the admissibility of HGN under the *Frye/Topa* standard.

Commonwealth v. Moore, 635 A.2d 625, 629 (Pa. Super. Ct. 1993).

Commonwealth v. Apollo, 603 A.2d 1023, 1028 (Pa. Super. Ct. 1992).

Commonwealth v. Miller, 532 A.2d 1186, 1189-90 (Pa. Super. Ct. 1987).

Testimony of police officer is insufficient to establish scientific reliability of HGN test.

Moore, 635 A.2d at 692.

Miller, 532 A.2d at 1189-90.

Testimony of behavioral optometrist did not establish general acceptance of HGN test.

Apollo, 603 A.2d at 1027-28.

II. Police Officer Testimony Needed to Admit HGN Test Result

County detective certified as HGN instructor. Court did not comment on whether this would be enough foundation to allow the detective to testify about HGN test results.

Moore, 635 A.2d 629.

Police officer had one-day course on HGN. Court did not comment on whether this would be enough foundation to allow the officer to testify about HGN test results. *Miller*, 603 A.2d at 1189.

III. Purpose and Limits of HGN

Not addressed by court.

South Carolina

I. Evidentiary Admissibility

HGN admissible in conjunction with other field sobriety tests. By implication, HGN is not regarded as a scientific test.

State v. Sullivan, 426 S.E.2d 766, 769 (S.C. 1993).

II. Police Officer Testimony Needed to Admit HGN Test Result

Police officer given twenty hours of HGN training.

Sullivan, 426 S.E.2d at 769.

III. Purpose and Limits of HGN

HGN test results admissible "to elicit objective manifestations of soberness or insobriety . . . [E]vidence from HGN tests is not conclusive proof of DUI. A positive HGN test result is to be regarded as merely circumstantial evidence of DUI.

Furthermore, HGN test shall not constitute evidence to establish a specific degree of blood alcohol content."

Sullivan, 426 S.E.2d at 769.

Tennessee

I. Evidentiary Admissibility

HGN is a scientific test. To be admissible at trial, such evidence must satisfy the requirements of Tenn. Rules of Evidence 702 and 703. State provided an inadequate amount of evidence to allow the court to conclude that HGN evidence meets this standard.

State v. Murphy, 953 S.W.2d 200 (Tenn. 1997).

II. Police Officer Testimony Needed to Admit HGN Test Result

HGN must be offered through an expert witness. To qualify as an expert, a police officer must establish that he is qualified by his "knowledge, skill, experience, training or education" to provide expert testimony to "substantially assist the trier of fact to understand the evidence or determine a fact in issue." Although the court did not rule out the possibility that the officer can be considered an expert, the court set a high level of proof. In this case, the court felt that although the officer had attended law enforcement training in DUI offender apprehension and the HGN test, this training was not enough to establish him as an expert.

State v. Grindstaff, 1998 Tenn. Crim. App. Lexis 339 (March 23, 1998).

III. Purpose and Limits of HGN

The Court did not address this issue.

Texas

I. Evidentiary Admissibility

HGN admissible under the Texas Rules of Evidence.

Emerson v. State, 880 S.W.2d 759, 769 (Tex. Crim. App. 1994).

II. Police Officer Testimony Needed to Admit HGN Test Result

A police officer must qualify as an expert on the HGN test, specifically concerning its administration and technique, before testifying about a defendant's performance on the test. Proof that the police officer is certified in the administration of the HGN test by the Texas Commission on Law Enforcement Officer Standards and Education satisfies this requirement.

Emerson, 880 S.W.2d at 769.

III. Purpose and Limits of HGN

HGN admissible to prove intoxication.

Emerson, 880 S.W.2d at 769.

Utah

I. Evidentiary Admissibility

HGN test admissible as other field sobriety test. Court reserved judgment as to the scientific reliability of HGN.

Salt Lake City v. Garcia, 912 P.2d 997, 1001 (Utah Ct. App. 1996).

II. Police Officer Testimony Needed to Admit HGN Test Result

Police officer need only testify as to training, experience and observations when HGN admitted as a field test. *Garcia*, 912 P.2d at 1001.

III. Purpose and Limits of HGN

Admissible as any other field sobriety test.
Garcia, 912 P.2d at 1000-01.

Washington

I. Evidentiary Admissibility

It is "undisputed" in the relevant scientific communities that "an intoxicated person will exhibit nystagmus". HGN testing is not novel and has been used as a field sobriety test for "decades" and is administered the same whether investigating alcohol impairment or drug impairment. Thus, the use of HGN in drug and alcohol impaired driving cases is acceptable.

State v. Baity, 140 Wn.2d 1, 991 P.2d 1151 (Wash. 2000).

"[T]he *Frye* standard applies to the admission of evidence based on HGN testing, unless . . . the State is able to prove that it rests on scientific principles and uses techniques which are not 'novel' and are readily understandable by ordinary persons." The state failed to present any evidence to this fact and the court declined to take judicial notice of HGN.

State v. Cissne, 865 P.2d 564, 569 (Wash. Ct. App. 1994).

II. Police Officer Testimony Needed to Admit HGN Test Result

The Court did not address this issue.

III. Purpose and Limits of HGN

The Court did not address this issue.

West Virginia

I. Evidentiary Admissibility

The state did not present evidence for the court to reach "the question of whether the HGN test is sufficiently reliable to be admissible." However, the court did conclude "that even if the reliability of the HGN test is demonstrated, an expert's testimony as to a driver's performance on the test is admissible only as evidence that the driver was under the influence. Estimates of blood alcohol content based on the HGN test are inadmissible."

State v. Barker, 366 S.E.2d 642, 646 (W. Va. 1988).

The West Virginia Supreme Court modified *State v. Barker* to the extent that the Daubert analysis of FRE 702 is applicable to the question of admissibility of expert testimony under the West Virginia Rules of Evidence Rule 702.

Wilt v. Buracker, 443 S.E. 2d 196 (W.Va. 1993).

II. Police Officer Testimony Needed to Admit HGN Test Result

Police officer's training consisted of a one-day, eight-hour training session conducted by the state police. Officer testified to giving the HGN test about 100 times. Court did not reach question of whether this would be enough to allow the officer to testify about the HGN test results.

Barker, 366 S.E.2d at 644.

III. Purpose and Limits of HGN

HGN test results admissible to show probable cause in a civil hearing.

Muscattell v. Cline, 474 S.E.2d 518, 525 (W. Va. 1996).

Boley v. Cline, 456 S.E.2d 38, 41 (W. Va. 1995).

"[I]f the reliability of the HGN test is demonstrated, an expert's testimony as to a driver's performance on the test is admissible only as evidence that the driver was under the influence," the same as other field sobriety tests. *Barker*, 366 S.E.2d at 646.

Wisconsin

I. Evidentiary Admissibility

The court held that the HGN test results are admissible in this case because the test results were not the only evidence. The results were accompanied by the expert testimony of the officer.

State v. Zivcic, 598 N.W.2d 565 (Wisc. Ct. App. 1999).

II. Police Officer Testimony Needed to Admit HGN Test Result

A police officer who is properly trained to administer and evaluate the HGN test can testify to the test results. A second expert witness is not needed.

State v. Zivcic, 598 N.W.2d 565 (Wisc. Ct. App. 1999).

III. Purpose and Limits of HGN

The Court did not address this issue.

Wyoming

I. Evidentiary Admissibility

SFSTs, including HGN, are admissible to establish probable cause when administered in *substantial compliance* with NHTSA guidelines. Strict compliance is not necessary. The court took judicial notice of the number of states that allow HGN evidence on the basis of the “officer’s training, experience and ability to administer the test”.

Smith v. Wyoming, 2000 Wyo. LEXIS 202 (Wyo. October 4, 2000).

II. Police Officer Testimony Needed to Admit HGN Test Result

A police officer that is properly trained to administer and evaluate the HGN test can testify to HGN results.

Smith v. Wyoming, 2000 Wyo. LEXIS 202 (Wyo. October 4, 2000).

III. Purpose and Limits of HGN

HGN test results are admissible to show probable cause.

Smith v. Wyoming, 2000 Wyo. LEXIS 202 (Wyo. October 4, 2000).

United States

I. Evidentiary Admissibility

HGN test was admitted as part of series of field tests. Its admission was not challenged on appeal.

U.S. v. Van Griffin, 874 F.2d 634 (9th Cir. 1989).

II. Police Officer Testimony Needed to Admit HGN Test Result

The Court did not address this issue.

III. Purpose and Limits of HGN

The Court did not address this issue.

Last Update: 02/21/01

S:\7-day\INST-3.wpd

For future updates, please contact:

National Traffic Law Center, 99 Canal Center Plaza, Suite 510, Alexandria, Virginia, 22314

Phone:(703) 549-4253, Fax: 703-836-3195

All documents are available for the price of copying and shipping.

ATTACHMENT C

SCIENTIFIC PUBLICATIONS AND RESEARCH
REPORTS ADDRESSING NYSTAGMUS

1. Anderson, Schweitz & Snyder, Field Evaluation of Behavioral Test Battery for DWI, U.S. Dept. of Transportation Rep. No. DOT-HS-806-475 (1983) (field evaluation of the Standardized Field Sobriety Test Battery (HGN, one-leg stand, and walk and turn) conducted by police officers from four jurisdictions indicated that the battery was approximately 80% effective in determining BAC above and below .10 percent).
2. Aschan, Different Types of Alcohol Nystagmus, 140 ACTA OTOLARYNGOL SUPP. 69 (Sweden 1958) ("From a medico-legal viewpoint, simultaneous recording of AGN (Alcohol Gaze Nystagmus) and PAN (positional alcoholic nystagmus) should be of value, since it will show in which phase the patient's blood alcohol curve is...").
3. Aschan & Bergstedt, Positional Alcoholic Nystagmus in Man Following Repeated Alcohol Doses, 80 ACTA OTOLARYNGOL SUPP. 330 (Sweden 1975) (abstract available on DIALOG, file 173: Embase 1975-79) (degree of intoxication influences both PAN I and PAN II).
4. Aschan, Bergstedt, Goldberg & Laurell, Positional Nystagmus in Man During and After Alcohol Intoxication, 17 Q.J. OF STUD. ON ALCOHOL, Sept. 1956, at 381. Study distinguishing two types of alcohol-induced nystagmus, PAN (positional alcoholic nystagmus) I and PAN II, found intensity of PAN I, with onset about one-half hour after alcohol ingestion, was proportional to amount of alcohol taken.
5. Baloh, Sharma, Moskowitz & Griffith, Effect of Alcohol and Marijuana on Eye Movements, 50 AVIAT. SPACE ENVIRON. MED., Jan 1979, at 18 (abstract available on DIALOG, file 153: Medline 1979-79) (smooth pursuit eye movement effects of alcohol overshadowed those of marijuana).
6. Barnes, The Effects of Ethyl Alcohol on Visual Pursuit and Suppression of the Vestibulo-Ocular Reflex, 406 ACTA OTOLARYNGOL SUPP. 161 (Sweden 1984) (ethyl alcohol disrupted visual pursuit eye movement by increasing number of nystagmic "catch-up saccades").
7. Burns & Moskowitz, Psychophysical Tests for DWI Arrest, U.S. Dept. of Transportation Rep. No. DOT-HS-802-424 (1977) (recommended the three-test battery developed by SCRI (one-leg stand, walk and turn, and HGN) to aid officers in discriminating BAC level).

8. Church & Williams, Dose- and Time-Dependent Effects of Ethanol, 54 ELECTROENCEPHALOGRAPHY & CLIN. NEUROPHYSIOL., Aug. 1982, at 161 (abstract available on DIALOG, file 11: Psychinfo 1967-85 or file 72: Embase 1982-85) (positional alcohol nystagmus increased with dose levels of ethanol).
9. Compton, Use of the Gaze Nystagmus Test to Screen Drivers at DWI Sobriety Checkpoints, U.S. Dept. of Transportation (1984) (field evaluation of HGN test administered to drivers through car window in approximately 40 seconds: "the nystagmus test scored identified 95% of the impaired drivers" at 2; 15% false positive for sober drivers, id.).
10. Fregly, Bergstedt & Graybiel, Relationships Between Blood Alcohol, Positional Alcohol Nystagmus and Postural Equilibrium, 28 Q.J. OF STUD. ON ALCOHOL, March 1967, at 11, 17 (declines from baseline performance levels correlated with peak PAN I responses and peak blood alcohol levels).
11. Goldberg, Effects and After-Effects of Alcohol, Tranquilizers and Fatigue on Ocular Phenomena, ALCOHOL AND ROAD TRAFFIC 123 (1963) (of different types of nystagmus, alcohol gaze nystagmus is the most easily observed).
12. Helzer, Detection DUIs Through the Use of Nystagmus, LAW AND ORDER, Oct. 1984, at 93 (nystagmus is "a powerful tool for officers to use at roadside to determine BAC of stopped drivers...(O)fficers can learn to estimate BACs to within an average of 0.02 percent of chemical test readings." Id. at 94).
13. L.R. Erwin, DEFENSE OF DRUNK DRIVING CASES (3d ed. 1985) ("A strong correlation exists between the BAC and the angle of onset of (gaze) nystagmus." Id. at 8.15A(3)).
14. Lehti, The Effect of Blood Alcohol Concentration on the Onset of Gaze Nystagmus, 136 BLUTALKOHOL 414 (West Germany 1976) (abstract available on DIALOG, file 173: Embase 1975-79) (noted a statistically highly significant correlation between BAC and the angle of onset of nystagmus with respect to the midpoint of the field of vision).
15. Misoi, Hishida & Maeba, Diagnosis of Alcohol Intoxication by the Optokinetic Test, 30 Q.J. OF STUD. ON ALCOHOL 1 (March-June 1969) (optokinetic nystagmus, ocular adaptation to movement of object before eyes, can also be used to detect central nervous system impairment caused by alcohol. Optokinetic nystagmus is inhibited at BAC of only .051 percent and can be detected by optokinetic nystagmus test. Before dosage subjects could follow a speed of 90 degrees per second; after, less than 70 degrees per second).

16. Murphree, Price & Greenberg, Effect of Congeners in Alcohol Beverages on the Incidence of Nystagmus, 27 Q.J. OF STUD. ON ALCOHOL, June 1966, at 201 (positional nystagmus is a consistent, sensitive indicator of alcohol intoxication).
17. Nathan, Zare, Ferneau & Lowenstein, Effects of Congener Differences in Alcohol Beverages on the Behavior of Alcoholics, 5 Q.J. OF STUD. ON ALCOHOL SUPP., May 1970, at 87 (abstract available on DIALOG, file 11: Psychinfo 1967-85) (incidence of nystagmus and other nystagmoid movements increased with duration of drinking).
18. Norris, The Correlation of Angle of Onset of Nystagmus With Blood Alcohol Level: Report of a Field Trial, CALIF. ASS'N CRIMINALISTICS NEWSLETTER, June 1985, at 21 (The relationship between the ingestion of alcohol and the onset of various kinds of nystagmus "appears to be well documented." Id. "While nystagmus appears to be useful as a roadside sobriety test, at this time, its use to predict a person's blood alcohol level does not appear to be warranted." Id. at 22).
19. Nuotto, Palva & Seppala, Naloxone Ethanol Interaction in Experimental and Clinical Situations, 54 ACTA PHARMACOL. TOXICOL. 278 (1984) (abstract available on DIALOG, file 5: Biosis Previews 1981-86) (ethanol alone dose-dependently induced nystagmus).
20. Oosterveld, Meineri & Paolucci, Quantitative Effect of Linear Acceleration on Positional Alcohol Nystagmus, 45 AEROSPACE MEDICINE, July 1974, at 695 (G-loading brings about PAN even when subject has not ingested alcohol; however when subjects ingested alcohol, no PAN was found when subjects were in supine position, even with G-force at 3).
21. Penttila, Lehti & Lonqvist, Nystagmus and Disturbances in Psychomotor Functions Induced by Psychotropic Drug Therapy, 1974 PSYCHIAT. FENN. 315 (abstract available on DIALOG, file 173: Embase 1975-79) (psychotropic drugs cause nystagmus).
22. Rashbass, The Relationship Between Saccadic and Smooth Tracking Eye Movements, 159 J. PHYSIOL. 326 (1961) (barbiturate drugs interfere with smooth tracking eye movement).
23. Savolainen, Riihimaki, Vaheri & Linnoila, Effects of Xylene and Alcohol on Vestibular and Visual Functions in Man, SCAND. J. WORK ENVIRON. HEALTH 94 (Sweden 1980) (abstract available on DIALOG, file 172: Embase 1980-81 on file 5: Biosis Previews 1981-86) (the effects of alcohol on vestibular functions (e.g., positional nystagmus) were dose-dependent).

24. Seelmeyer, Nystagmus, A Valid DUI Test, LAW AND ORDER, July 1985, at 29 (Horizontal Gaze Nystagmus test is used in "at least one law enforcement agency in each of the 50 states" and is "a legitimate method of establishing probable cause." Id.).
25. Tharp, Burns & Moskowitz, Circadian Effects on Alcohol Gaze Nystagmus (paper presented at 20th annual meeting of Society for Psychophysiological Research), abstract in 18 PSYCHOPHYSIOLOGY, March 1981 (highly significant correlation between angle of onset of AGN and BAC).
26. Tharp, Burns & Moskowitz, Development and Field Test of Psychophysical Tests for DWI Arrests, U.S. Dept. of Transportation Rep. No. DOT-HS-805-864 (1981) (standardized procedures for administering and scoring the SCRI three-test battery; participating officers able to classify 81% of volunteers above or below .10).
27. Umeda & Sakata, Alcohol and the Oculomotor System, 87 ANNALS OF OTOLOGY, RHINOLOGY & LARYNGOLOGY, May-June 1978, at 392 (in volunteers whose "caloric eye tracking pattern" (CETP) was normal before alcohol intake, influence of alcohol on oculomotor system appeared consistently in the following order: (1) abnormality of CETP, (2) positional alcohol nystagmus, (3) abnormality of eye tracking pattern, (4) alcohol gaze nystagmus).
28. Wilkinson, Kime & Purnell, Alcohol and Human Eye Movement, 97 BRAIN 785 (1974) (oral dose of ethyl alcohol impaired smooth pursuit eye movement of all human subjects).
29. Zyo, Medico-legal and Psychiatric Studies on the Alcohol Intoxicated Offender, 30 JAPANESE J. OF LEGAL MED., No. 3, 1976, at 169 (abstract available on DIALOG, file 21: National Criminal Justice Reference Service 1972-85) (recommends use of nystagmus test to determine somatic and mental symptoms of alcohol intoxication as well as BAC).

Two Hours and Thirty Minutes

SESSION IV
OVERVIEW OF DRUG RECOGNITION
EXPERT PROCEDURES

SESSION IV OVERVIEW OF DRUG RECOGNITION EXPERT
PROCEDURES


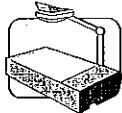


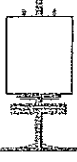
Upon successfully completing this session, the participant will be able to:

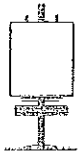

- o Name the components of the drug evaluation and classification process.
- o State the purposes of each component.
- o Describe the activities performed during each component.
- o Correctly answer the "Topics for Study" questions at the end of this section.

Content Segments

Learning Activities

- | | |
|---|---------------------------------|
| A. Components of the Process | o Instructor Led Presentations |
| B. Interview of the Arresting Officer | o Instructor Led Demonstrations |
| C. The Preliminary Examination | o Video Presentations |
| D. Examinations of the Eyes | o Reading Assignments |
| E. Divided Attention Psychophysical Tests | |
| F. Examinations of Vital Signs | |
| G. Dark Room Checks of Pupil Size | |
| H. Examination of Muscle Tone | |
| I. Examination for Injection Sites | |
| J. Toxicological Examination | |
| K. Video Tape Demonstration | |

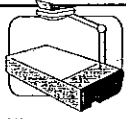
Aides	Lesson Plan	Instructor Notes
  <p data-bbox="191 604 332 667">IV-O Objectives</p>  <p data-bbox="191 777 357 808">35 Minutes</p>  	<p data-bbox="430 315 917 420">OVERVIEW OF DRUG EVALUATION AND CLASSIFICATION PROCEDURES</p> <p data-bbox="430 703 885 745">A. Components of the Process</p> <ol style="list-style-type: none"> <li data-bbox="462 777 933 913">1. The DRE procedure is a standardized and systematic method of examining a subject to determine: <ol style="list-style-type: none"> <li data-bbox="511 955 820 1018">a. Whether subject is impaired. <li data-bbox="511 1060 933 1165">b. Whether the impairment is caused by drugs or a medical condition. <li data-bbox="511 1207 950 1344">c. And if drugs, the category (or categories) of drugs that is (or are) the likely cause of the subject's impairment. <li data-bbox="462 1375 950 1585">2. The process is <u>systematic</u> in that it is based on a careful assessment of a variety of observable signs and symptoms that are known to be reliable indicators of drug impairment. <ol style="list-style-type: none"> <li data-bbox="511 1627 933 1732">a. Some of these observable signs and symptoms relate to the subject's <u>appearance</u>. <li data-bbox="511 1774 885 1879">b. Some of the signs and symptoms relate to the subject's <u>behavior</u>. 	<p data-bbox="998 315 1380 388">Total Lesson Time: Approximately 150 Minutes</p> <p data-bbox="998 420 1364 451">Session title on wall chart.</p> <p data-bbox="998 1375 1396 1480">Write on chalkboard or flip-chart: "A SYSTEMATIC PROCESS"</p> <p data-bbox="998 1627 1331 1690"><u>Write "appearance"</u> on chalkboard or flip chart.</p> <p data-bbox="998 1774 1429 1837"><u>Write "behavior"</u> on chalkboard or flip chart.</p>

Aides	Lesson Plan	Instructor Notes
	<p>c. Some relate to the subject's performance of carefully administered <u>psychophysical tests</u>.</p> <ul style="list-style-type: none"> o Drugs impair the subject's ability to control his or her mind and body. o Psychophysical tests can disclose that the subject's ability to control mind and body is impaired. o The specific manner in which the subject performs the psychophysical tests may help indicate the category or categories of drugs causing the impairment. 	<p><u>Write</u> "psychophysical testing" on chalkboard or flip chart.</p> <p><u>Ask</u> students: "What does 'psychophysical' mean?"</p> <p><u>Point out</u> that "psycho-physical" relates to the subject's <u>mind</u> (psyche) and <u>body</u> (physique).</p>
	<p>d. Some of the observable signs and symptoms relate to <u>automatic responses</u> of the subject's body to the specific drugs that are present.</p> <p>e. <u>All</u> of these reliable indicators are examined and carefully considered before a judgment is made concerning what categories of drugs are affecting the subject.</p>	<p>Write "automatic responses of the body" on the chalkboard or flip chart.</p>

Aides

Lesson Plan

Instructor Notes



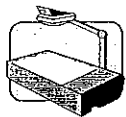
IV-1
("Standard-
ized and
Systematic")

3. The process is standardized in that it is administered exactly the same way, to every subject, by every Drug Recognition Expert.
 - a. Standardization helps to ensure that no mistakes are made.
 - o No examinations are left out.
 - o No extraneous or unreliable "indicators" are included.

Ask students: "Why is it so important to perform the drug evaluation and classification examination in exactly the same way, every time?"

Probe to draw out all major reasons for standardization.

- b. Standardization helps to promote professionalism among drug recognition experts.
- c. Standardization helps to secure acceptance in court.



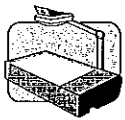
IV-2 (Breath
Alcohol Test)

4. The Drug Evaluation and Classification Process has twelve components.
 - a. The Breath Alcohol Test is needed to determine Blood Alcohol Concentration (BAC).

Aides

Lesson Plan

Instructor Notes



IV-3
(Interview of
... Officer)

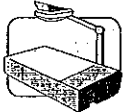
- o The purpose of the breath test is to determine whether the specific drug, alcohol, may be contributing to the impairment observable in the subject.
 - o Obtaining an accurate measurement of BAC enables the drug recognition expert to assess whether alcohol may be the sole cause of the observable impairment, or whether it is likely that some other drug or drugs, or other complicating factors are contributing to the impairment.
- b. The Interview of the Arresting Officer.
- o In most cases, the suspects you will examine will not be people that you arrested.
 - o The arresting officer may have seen or heard things that would be valuable indicators of the kinds of drugs the suspect has ingested.
 - o The arresting officer, in searching the suspect, may have uncovered drug related paraphernalia, or even drugs themselves.

Remind students that many suspects who are under the influence of drugs other than alcohol also have alcohol in their bodies.

Aides

Lesson Plan

Instructor Notes



IV-4A&B
(Preliminary
Examination)

- o The arresting officer also may be able to alert you to important information about the suspect's behavior that could be very valuable for your own safety.
- c. The Preliminary Examination.
 - o The preliminary examination is your first opportunity to observe the suspect closely and directly.
 - o A major purpose of the preliminary examination is to determine if the suspect may be suffering from an injury or some other medical condition not necessarily related to drugs.
 - o Another major purpose of the preliminary examination is to begin systematically assessing the suspect's appearance, behavior and automatic bodily responses for signs of drug induced impairment.

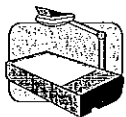
Analogy: The preliminary examination is a "fork in the road." It can help you decide whether to continue with the drug examination, to pursue a possible medical complication, or to proceed with a DWI (alcohol) case.

Emphasize that the term "preliminary" does not imply "unimportant". Very valuable evidence often comes to light during the preliminary examination.

Aides

Lesson Plan

Instructor Notes



IV-5A&B
(Eye Examinations)

- o The preliminary examination consists of a series of questions dealing with possible injuries or medical problems; observations of the suspect's face, speech and breath; pupil size and tracking ability; initial checks of the suspect's eyes; and, an initial examination of the suspect's pulse.

d. Examinations of the Eyes.

- o Certain Drugs produce very easily observable effects on the eyes.

- o One of the most dramatic of these effects is nystagmus, which means an involuntary jerking of the eyes.

While you are assessing the suspect's tracking ability, you can also perform a preliminary assessment of whether Horizontal Gaze Nystagmus is present in the suspect's eyes. In particular, if the nystagmus or "jerking" is observed, an initial estimation of the angle of onset can be made. The approximate angle of onset may help to determine whether the suspect has consumed some drug other than alcohol.

Emphasize that courts generally accept these questions as not being in conflict with the suspect's Constitutional rights. However, the students must comply with their own departments' policies as to whether they should advise suspects of their Constitutional rights before asking these questions.

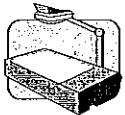
Ask students: "What do we look for, in a suspect's eyes, to determine if he or she may be under the influence of alcohol?"

Probe, as necessary, to draw out the response "nystagmus".


Aides

Lesson Plan

Instructor Notes



IV-6A&B
(Divided At-
tention Tests)



IV-7A&B
(Vital Signs
Examina-
tions)

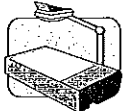
- o Persons under the influence of alcohol usually will exhibit Horizontal Gaze Nystagmus, which is an involuntary jerking of the eyes occurring as the eyes gaze to the side.
 - o Alcohol is not the only drug that causes Nystagmus.
 - o Horizontal Gaze Nystagmus is not the only observable effect on the eyes that will be caused by various drugs.
- e. Divided Attention Psychological tests.
- o All drugs that impair driving ability will also impair the suspect's ability to perform certain carefully designed divided attention tests.
 - o These tests are familiar to you in the context of examining alcohol impaired suspects.
 - o The same tests are very valuable for disclosing evidence of impairment due to drugs other than alcohol.
- f. Examinations of Vital Signs.

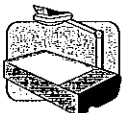
Point out that the examinations of the eyes will be covered in much greater depth subsequently.

Ask students: "What does 'divided attention' mean?"

Probe, as necessary, to draw out responses indicating the concept of "concentrating on more than one thing at a time".

Point out that students will have opportunities to practice administering these tests subsequently in the course.

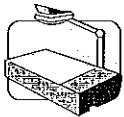
Aides	Lesson Plan	Instructor Notes
 <p data-bbox="191 989 358 1125">IV-8A&B (Dark Room Examinations)</p>	<ul style="list-style-type: none"> <li data-bbox="565 310 922 485">o Many categories of drugs affect the operation of the heart, lungs and other major organs of the body. <li data-bbox="565 527 946 632">o These effects show up during examination of the suspect's <u>vital signs</u>. <li data-bbox="565 667 935 842">o The vital signs that are reliable indicators of drug influence include blood pressure, pulse, and temperature. <p data-bbox="513 915 919 947">g. <u>Dark Room Examinations</u></p> <ul style="list-style-type: none"> <li data-bbox="565 989 930 1163">o Many categories of drugs affect how the pupils will appear, and how they respond to light. <li data-bbox="565 1199 930 1339">o Certain kinds of drugs will cause the pupils to widen dramatically, or <u>dilate</u>. <li data-bbox="565 1377 938 1482">o Some other drugs cause the pupils to narrow, or <u>constrict</u>. <li data-bbox="565 1520 951 1797">o By systematically changing the amount of light entering the suspect's eyes, we can observe the pupils' appearance and reaction under controlled conditions. 	<p data-bbox="1000 667 1417 877"><u>Point out</u> that examinations of vital signs will be covered in depth subsequently, and that students will have ample opportunity to practice measuring vital signs.</p>

Aides	Lesson Plan	Instructor Notes
 <p data-bbox="191 1239 386 1306">IV-9A&B (Muscle Tone)</p>	<ul style="list-style-type: none"> <li data-bbox="565 315 954 525">o We carry out these examinations in a dark room, using a penlight to control the amount of illumination entering the suspect's eyes. <li data-bbox="565 567 954 703">o We use a device called a <u>pupillometer</u> to estimate the size of the suspect's pupils. <li data-bbox="565 777 954 1060">o Other examinations are also conducted in the darkroom, using the penlight: i.e., examination of the nasal area and mouth for signs of drug use and for concealed contraband. <p data-bbox="516 1165 889 1234">h. <u>Examination for Muscle Tone.</u></p> <ul style="list-style-type: none"> <li data-bbox="565 1270 954 1522">o Certain categories of drugs can cause the user's muscles to become markedly tense, and rigid. Others may cause flaccidity, or "rubbery-like" muscle tone. <li data-bbox="565 1554 954 1732">o Evidence of this muscle tone may come to light when the suspect attempts to perform the divided attention test. 	<p data-bbox="998 315 1258 346">Exhibit a penlight.</p> <p data-bbox="998 567 1315 598">Exhibit a pupillometer.</p> <p data-bbox="998 640 1433 735">Point out that the pupillometer has a series of black circles of various sizes.</p> <p data-bbox="998 777 1433 882">By lining the circles up along side the suspect's pupil, the pupil's size can be determined</p> <p data-bbox="998 955 1433 1123"><u>Point out</u> that students will have several opportunities to practice conducting dark room examinations subsequently in the course.</p> <p data-bbox="998 1554 1433 1690"><u>Point out</u> that examination for muscle tone will be covered in greater depth subsequently in the course.</p>

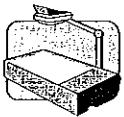
Aides

Lesson Plan

Instructor Notes



IV-10A&B
(Examination
for Injection
Sites)



IV-11A&B
(Statements
and Other
Observations)

- o Evidence of muscle tone can also be observed when taking the suspect's pulse, blood pressure or while examining for injection sites.
- i. Examination for Injection Sites.
 - o Certain drugs are commonly injected by their users, via hypodermic needles.
 - o Heroin is probably most commonly associated with injection, but several other types of drugs also are injected by many users.
 - o Uncovering injection sites on a suspect provides evidence of possible drug use.
- j. Suspect's statements and other observations.
 - o At this point in the examination, the trained DRE should have reasonable grounds to believe that the suspect is under the influence of a drug or drugs.
 - o The DRE should also have at least an articulable suspicion as to the category or categories of drugs causing the impairment.

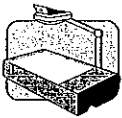
Ask students: "What drug is most often associated with injection via hypodermic needle?"

Aides	Lesson Plan	Instructor Notes
<div data-bbox="237 821 305 890" data-label="Image"> </div> <div data-bbox="188 911 363 942" data-label="Text"> <p>10 Minutes</p> </div> <div data-bbox="211 1293 331 1409" data-label="Image"> </div> <div data-bbox="188 1409 358 1512" data-label="Text"> <p>IV-14A ("Interview: Behavior")</p> </div>	<ul style="list-style-type: none"> o The toxicological examination is a chemical test or tests designed to obtain scientific, admissible evidence to substantiate the DRE's conclusion. o Departmental policy and procedures must be carefully and completely followed in requesting, obtaining and handling the toxicological sample. <p>B. Interview of the Arresting Officer</p> <ol style="list-style-type: none"> 1. The purpose of the interview of the arresting officer is to obtain a summary of the suspect's actions, behaviors, etc. that led to the arrest and the suspicion that drugs other than alcohol may be involved. 2. Issues concerning the suspect's behavior. <ol style="list-style-type: none"> a. Was the suspect operating a vehicle? b. What actions, maneuvers, etc. were observed? c. Was there a collision? If yes, was the suspect injured? d. Was the suspect observed smoking, drinking or eating? 	<p>Solicit students' comments and questions concerning this preview of the Drug Evaluation and Classification Procedures.</p> <p><u>Emphasize</u> that DREs should form the habit of posing explicit questions to arresting officers. A cursory or open ended interview (e.g., "What do we have here?") may fail to elicit some relevant information, because arresting officers won't always know what is relevant to a drug examination.</p>

Aides

Lesson Plan

Instructor Notes



IV-14B
("Interview:
Statements")

- e. Was the suspect apparently inhaling any substance?
- f. How did the suspect respond to the arresting officer's command to stop?
- g. Did the suspect attempt to conceal or throw away any items or materials?
- h. What has been the suspect's attitude and demeanor during contact with the arresting officer and have there been any changes?

3. Issues concerning the suspect's statements.

- a. Has the suspect complained of an illness or injury?
- b. Has the suspect used any "street terms" or slang associated with drugs or drug paraphernalia?
- c. How has the suspect responded to the arresting officer's questions?
- d. Does the suspect's speech appear to be slurred, slow, rapid, thick, mumbled, etc.?
- e. What, specifically, has the suspect said to the arresting officer?

Ask students to suggest any other questions that might be relevant concerning the arresting officer's observations of the suspect's behavior.

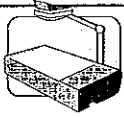
Note: Remind the students that they are acting as investigators and advisors to the arresting officers.

Ask students to suggest any other questions that might be relevant concerning statements the suspect made in the arresting officer's presence.

Aides

Lesson Plan

Instructor Notes



IV-14C

("Interview:
Physical
Evidence")

4. Issues concerning physical evidence.
 - a. What items or materials were uncovered during the search of the suspect or vehicle?
 - b. Were any smoking paraphernalia uncovered?
 - c. Were any injection materials, i.e., needles, syringes, leather straps, rubber tubes, spoons, bottle caps, etc. found?
 - d. Were there any balloons, plastic bags, small metal foil wrappings, etc. found?
 - e. What was the suspect's blood alcohol concentration?

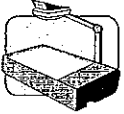
NOTE: Emphasize that the suspect should be requested to submit to a breath test, if that has not already been done.

Ask students to suggest any other relevant questions concerning physical evidence.

Solicit students' comments and questions concerning the interview of the arresting officer.



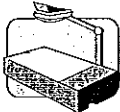

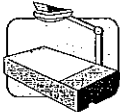
20 Minutes



IV-15

(Overview of
Preliminary
Examination)

- C. The Preliminary Examination
 1. The preliminary examination consists of:
 - a. Questions
 - b. Observations of face, breath and speech.


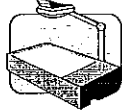
Aides	Lesson Plan	Instructor Notes
 <p data-bbox="183 747 375 884">IV-16 ("Preliminary Examination Questions")</p>	<p data-bbox="513 317 906 348">c. Initial checks of the eyes.</p> <p data-bbox="513 390 873 457">d. The initial check of the suspect's pulse.</p> <p data-bbox="461 674 948 779">2. The questions deal with injuries or medical problems the suspect may have.</p> <p data-bbox="513 816 883 848">a. Are you sick or injured?</p> <p data-bbox="513 886 906 953">b. Do you have any physical defects?</p> <p data-bbox="513 991 818 1058">c. Are you diabetic or epileptic?</p> <p data-bbox="513 1096 841 1127">d. Do you take insulin?</p> <p data-bbox="513 1165 906 1232">e. Are you under a doctor or dentist's care?</p> <p data-bbox="513 1270 932 1302">f. Are you taking medication?</p>	<p data-bbox="997 390 1422 632"><u>Point out</u> that the pulse check actually is part of the examination of the suspect's vital signs. Pulse is checked <u>three times</u> during the Drug Evaluation and Classification Examination.</p> <p data-bbox="997 816 1406 1020"><u>Point out</u> that these questions are incorporated into the Standardized Drug Influence Evaluation Form, which the students will use during all of their practice sessions.</p> <p data-bbox="997 1058 1422 1125"><u>Briefly</u> discuss the relevance of each question.</p>
  <p data-bbox="183 1493 326 1629">IV-17 ("Initial Checks of Eyes")</p>	<p data-bbox="461 1419 912 1524">3. The initial checks of the suspect's eyes include several particularly important items.</p> <p data-bbox="513 1562 906 1629">a. Checks of the size of each pupil.</p> <p data-bbox="565 1667 906 1734">o A pupillometer is utilized for this check</p>	<p data-bbox="997 1270 1357 1377"><u>Show</u> video segment, "Preliminary Examination Questions"</p> <p data-bbox="997 1562 1422 1803"><u>Point out</u> that, if the two pupils are of unequal size, this may indicate that the suspect is suffering from a head injury, brain tumor, or other condition that may require prompt medical attention.</p>

Aides	Lesson Plan	Instructor Notes
	<ul style="list-style-type: none"> b. Assessment of the ability of the eyes to track a moving object. <ul style="list-style-type: none"> o The presence of Nystagmus indicates the possible presence of certain categories of drugs. c. Initial estimation of the angle of onset of Horizontal Gaze Nystagmus. <ul style="list-style-type: none"> o The approximate angle of onset <u>may</u> indicate the presence of some drug other than alcohol. 	<p><u>Also point out</u> that the influence of certain categories of drugs may be indicated if the pupils are dilated or constricted.</p> <p>Demonstrate how to use a stimulus to assess the ability of eyes to track a moving object.</p> <p><u>Point out</u> that, if the two eyes do not exhibit the same tracking ability, this too may indicate a head injury or other medical problem.</p> <p>Point out that certain categories of drugs enhance Horizontal Gaze Nystagmus. For example, this will be true of CNS Depressants; PCP; and certain inhalants.</p> <p><u>Remind</u> students that there is a general correspondence, or <u>correlation</u>, between blood alcohol concentration and the onset angle of nystagmus. Generally speaking, the <u>higher</u> the BAC, the <u>earlier</u> will be the angle of onset.</p> <p><u>But</u>, if the suspect has also ingested some <u>other</u> drug that also enhances Nystagmus, the onset angle may occur even earlier than the Blood Alcohol Concentration would indicate.</p> <p><u>Example</u>: Suppose you are examining a suspect who is known to have a BAC of 0.05.</p>

Aides

Lesson Plan

Instructor Notes

Aides	Lesson Plan	Instructor Notes
 <p data-bbox="191 1633 357 1663">10 Minutes</p>  <p data-bbox="191 1774 354 1873">IV-18 ("Eye Examinations")</p>	<p data-bbox="430 1558 860 1591">D. Examinations of the Eyes</p> <ol data-bbox="467 1705 922 1768" style="list-style-type: none"> 1. The Examinations of the Eyes consist of three tests: 	<p data-bbox="998 319 1429 739">Based on that alcohol level alone, you would expect that the angle of onset of nystagmus would be somewhere in the neighborhood of 45 degrees. The formula to estimate the angle of onset, 50 minus the blood alcohol (BA). But if that suspect has also ingested PCP, the onset could occur much earlier, perhaps as soon as the eyes start to move to the side.</p> <p data-bbox="998 781 1421 1024"><u>Emphasize</u> if the Nystagmus onset occurs much earlier than would be expected from the alcohol level alone, the DRE should be alert to the possible presence of some drug other than alcohol.</p> <p data-bbox="998 1066 1425 1310"><u>But also emphasize</u> the Nystagmus onset angle could correspond very closely to what would be expected from the alcohol level alone even though the suspect has ingested large quantities of other drugs.</p> <p data-bbox="998 1352 1412 1520">For example, Cannabis, Narcotic Analgesics, CNS Stimulants and Hallucinogens do <u>not</u> cause nystagmus, and will <u>not</u> affect the onset angle.</p> <p data-bbox="998 1705 1412 1768">Selectively reveal the items on the slide.</p>

Aides

Lesson Plan

Instructor Notes

a. Horizontal Gaze Nystagmus.

Emphasize that this test is a full scale, formal and precise examination, unlike the initial estimation of angle of onset conducted during the preliminary examination.

b. Vertical Gaze Nystagmus.

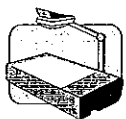
Point out that Vertical Gaze Nystagmus is an involuntary jerking of the eyes that occurs when the eyes gaze upwards.

Select a student, and demonstrate how to perform a test of Vertical Gaze Nystagmus on that student. The instructor should hold the stimulus horizontally in front of the subject's face and about 12-15 inches in front of their nose. Instruct the person to focus on the center of the stimulus, and to keep the head steady. Raise the stimulus until the suspect's eyes are elevated as far as possible. Hold the eyes at that position for four seconds. If the eyes are observed to jerk noticeably, Vertical Gaze Nystagmus is present.

Point out that certain types of drugs tend to cause Vertical Gaze Nystagmus, while others do not. Also point out that Vertical Gaze Nystagmus tends to develop with relatively high doses of certain drugs for that individual.

c. Lack of Convergence.

Point out that Lack of Convergence is the inability of both eyes to draw in toward the center while fixating on a stimulus being pushed in to the bridge of the nose.



IV-19

Aides

Lesson Plan

Instructor Notes

2. Lack of Convergence is checked by first getting the subject to focus on and track the object while it is slowly moving in a circle in front of the subject's face.
3. Then, the object is slowly pushed in and touched to the bridge of the subject's nose and held for approximately 1 second.
4. Under the influence of certain types of drugs, the eyes may not be able to converge.

Point out that the circular motion (either left or right) serves to demonstrate that the subject is tracking the object.

Demonstrate this circular motion, using the student volunteer.

Demonstrate, using the student volunteer.

Illustrate on flip chart different examples of Lack of Convergence.


Point out that many people may not be able to converge their eyes.

Excuse the student volunteer and thank him or her for participating.

Solicit students' comments and questions concerning the Examinations of the Eyes.



10 Minutes


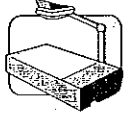

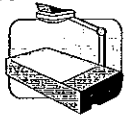


IV-20
("Divided
Attention
Tests")



E. Divided Attention
Psychophysical Tests



1. The Divided Attention tests used for drug examinations are the same familiar tests used for examining alcohol impaired subjects.


Aides	Lesson Plan	Instructor Notes
	<ul style="list-style-type: none"> a. Romberg Balance b. Walk and Turn c. One Leg Stand d. Finger to Nose <p>2. Walk and Turn demonstration.</p> <ul style="list-style-type: none"> a. Instructions stage. b. Walking stage. 	<p>Point out that the Romberg Test is administered by asking the suspect to tilt their head back slightly and close the eyes, and estimate 30 seconds, when they believe 30 seconds have passed they are to tilt their head forward, open their eyes and say stop.</p> <p>Point out that the One Leg Stand is administered twice during the drug evaluation and classification examination (once on each leg).</p> <p><u>Point out</u> that complete demonstrations of all four tests will be given later. For the present, we will demonstrate only the Walk and Turn.</p> <p><u>Select</u> a student known to be proficient in administering the Walk and Turn test.</p> <p><u>Select</u> another student to serve as the test subject.</p> <p><u>Instruct</u> the student administrator to administer the Walk and Turn test to the student subject.</p> <p>Excuse the students, following the demonstration, and thank them for participating.</p> <p><u>Point out</u> that students will have numerous opportunities to observe and practice the divided attention tests during the remainder of the course.</p>

Aides	Lesson Plan	Instructor Notes
 <p>5 Minutes</p>  <p>IV-21 ("Vital Sign Measurements and Instrumentation")</p>	<p>F. Examinations of Vital Signs</p> <ol style="list-style-type: none"> 1. The Vital Signs consist of three things routinely measured in basic physical examinations. <ol style="list-style-type: none"> a. Blood pressure b. Pulse c. Temperature 2. These measurements require some familiar instruments. <ol style="list-style-type: none"> a. Stethoscope b. Blood pressure cuff and gauge (sphygmomanometer) c. Thermometer (digital, with disposable mouthpieces) d. Timepiece capable of measuring in seconds. 	<p><u>Display</u> these items.</p> <p><u>Point out</u> that procedures for measuring blood pressure, pulse and temperature will be explained and practiced subsequently.</p> <p>Solicit students' comments and questions concerning examinations of vital signs.</p>
 <p>15 Minutes</p>  <p>IV-22 ("Dark Room Checks of Pupil Size")</p>	<p>G. Dark Room Checks of Pupil Size</p> <ol style="list-style-type: none"> 1. The principal activity that takes place during the dark room examinations is the estimation of pupil size under three lighting conditions. 	



Aides	Lesson Plan	Instructor Notes
	<p>a. You will need the bare minimum amount of light necessary to see the suspect's pupils and the pupillometer.</p> <p>b. You can create the necessary light by covering the tip of the penlight with your finger.</p> <p>5. The third and final check will be of the pupil size under direct light.</p> <p>a. You will shine the full strength of the penlight directly into the subject's eye for 15 seconds.</p> <p>b. Do this by bringing the light in from the side of the student's face.</p> <p>c. The penlight should be held close enough to the subject's eye so that its beam fills the eye socket.</p> <p>d. When the light is initially shown into the eye, you will check for the pupils reaction to light. Then immediately estimate the pupil size under direct light.</p>	<p><u>Demonstrate</u> this.</p> <p><u>Point out</u> the reddish glow that emanates through the skin.</p> <p>If possible, darken the room and exhibit the reddish glow.</p> <p><u>Point out</u> that it is necessary to maintain reasonably fresh batteries in the penlight.</p> <p><u>Demonstrate</u> this, using the student volunteer.</p> <p><u>Demonstrate</u> this.</p> <p><u>Point out</u> that this will illuminate the area that usually would be discolored if the subject had a "black eye".</p> <p>If possible, darken the room and exhibit the illumination of the student volunteer's eye socket.</p>

Aides	Lesson Plan	Instructor Notes
 10 Minutes	<p>6. Two other activities are conducted while in the darkroom.</p> <ol style="list-style-type: none"> a. Examination of the nasal area. b. Examination of the oral cavity. 	<p><u>Emphasize</u> that it is very important not to position the penlight too closely or too far away, since this will affect the constriction or dilation of the pupil.</p> <p>Excuse the student and thank him or her for participating.</p> <p>Solicit students' comments and questions concerning these checks of pupil size.</p>
 10 Minutes	<p>H. Examination of Muscle Tone.</p> <ol style="list-style-type: none"> 1. Starting with the left arm, examine the arm muscles. 2. Firmly grasp the upper arm and slowly move down to determine muscle tone. 3. The muscles will appear flaccid, normal or rigid to the touch. 4. Examine the right arm in the same fashion. <p>I. Examination for Injection Sites.</p> <ol style="list-style-type: none"> 1. Some injection sites may be relatively easy to notice. <ol style="list-style-type: none"> a. Persons who frequently inject certain drugs develop lengthy scars, called "tracks", from repeated injections in the same veins. b. Injection of certain drugs may result in severe caustic action against the skin and flesh, producing easily observable sores. 	<p>Demonstrate.</p>

Aides	Lesson Plan	Instructor Notes
	<ol style="list-style-type: none"> 2. Often, a <u>fresh</u> injection site may not be readily observable. 3. Frequently, a DRE will locate the injection site initially by <u>touch</u>, running the fingers along such commonly used locations as the neck, forearms, wrists, back of hand, etc. 4. When the DRE locates a possible injection site, a light magnifying lens, commonly known as <u>ski light</u> is used to provide a magnified visual examination. 5. During this step, the third pulse is taken. 	<p>Emphasize that gloves should be worn when touching the suspect.</p> <p><u>Select</u> a student and demonstrate a tactile search for injection sites.</p> <p>"Ski": short for schematic.</p> <p><u>Display</u> this instrument. <u>Demonstrate</u> its use.</p> <p>Solicit students' comments and questions concerning examination for injection sites.</p>
 <p>10 Minutes</p>	<p>J. Suspect Statements</p> <ol style="list-style-type: none"> 1. All spontaneous statements and suspect's response to questions should be documented. Ask additional probing questions as appropriate. 	<p>Note: Give specific examples of probing questions, admissions and denials.</p> <p>Ask students for additional examples and list all on chalkboard or flip chart.</p>
 <p>20 Minutes</p>	<p>K. Opinion of Evaluator</p> <ol style="list-style-type: none"> 1. By this point in the evaluation, the DRE should have formed an opinion of the category or categories of drugs responsible for any observed impairment. 2. This opinion is based on the totality of the investigation. 	

Aides	Lesson Plan	Instructor Notes
 20 Minutes	<p>L. Toxicological Examination.</p> <p>1. Toxicology Samples</p> <p>Your State's implied consent statues will dictate the type of sample you can obtain; urine, blood, breath or saliva.</p> <p>2. Specimen Containers</p> <p>a. The type of container for collecting the sample will be dictated by the type of sample taken and the laboratory requirements where it will be tested.</p> <p>b. Containers should be sterile and have a lid that will seal tightly. Make sure the seal is tight to prevent leakage.</p> <p>c. Containers will differ depending on the type of specimen collected. Containers are uniquely designed to accommodate specific samples such as blood, urine, saliva, breath, etc.</p>	<p><u>Review</u> the students' department's policy and procedures for requesting, obtaining and handling toxicological samples.</p> <p><u>Ask</u> the students to relate the laws of their state. The implied consent laws may vary significantly from state to state.</p> <p>Have the students discuss their individual laws and possibly write their requirements on the flip chart for comparison.</p>

Aides	Lesson Plan	Instructor Notes
	<p>3. Obtaining a Sample</p> <ul style="list-style-type: none"> a. Urine - An officer must witness the drawing of the sample. b. Blood - Should be drawn by a qualified technician and witnessed by the officer. <p>The sample must include a preservative. This is often pre-packaged in the container intended for this use.</p> <p>Samples should be refrigerated or frozen as soon as possible to minimize degeneration during storage.</p> <p>4. Chain of Custody</p> <ul style="list-style-type: none"> a. Establish a policy dictating the chain of custody, if one does not already exist. b. Establish a policy for your Department on: <p>The sealing of evidence to include officer identification markings; (i.e. initials, labels, tags and packaging)</p> <p>Paperwork for the chain of custody and laboratory analysis of your sample.</p>	<p><u>Note:</u> If possible, discourage the use of the mail for delivering the sample to the lab.</p>

Aides	Lesson Plan	Instructor Notes
 <p>15 Minutes</p> 	<p>Transportation of the sample to the laboratory.</p> <p>Return reporting of the laboratory analysis.</p> <p>M. Video Demonstration</p>	<p><u>Note:</u> These are issues that must be addressed with the individual agencies to insure proper and standardized procedures. Students should follow-up with the appropriate representatives from their agencies to coordinate this activity.</p> <p>Solicit students' comments and questions concerning toxicological examinations.</p> <p>Instruct students to refer to their checklists as they watch the video.</p> <p>Show the Video Tape "Overview of DRE Procedures". (This is the same video that is shown during Session II of the PRE-School and subsequently in Session VIII of this school.)</p> <p>Solicit students' comments and questions.</p>

Session IV

Overview of Drug Recognition Expert Procedures



Overview of Drug Recognition Expert Procedures

Upon successfully completing this session, the participant will be able to:

- Name the components of the drug evaluation and classification process
- State the purpose of each component
- Describe the activities performed during each component
- Correctly answer the "Topics for Study" questions at the end of this section

Drug Evaluation & Classification Training

IV-0

The Drug Evaluation:

A standardized and systematic process

Drug Evaluation & Classification Training

IV-1

Drug Evaluation Steps

1. The breath alcohol test

Drug Evaluation & Classification Training

IV-2

Drug Evaluation Steps (continued)

2. Interview of the arresting officer



Drug Evaluation & Classification Training

IV-3

Drug Evaluation Steps (continued)

3. The preliminary examination



Drug Evaluation & Classification Training

IV-4A

Drug Evaluation Steps (continued)

6. Examination of vital signs

Pulse & Time

1. _____ / _____

2. _____ / _____

3. _____ / _____

Blood Pressure Temp

_____ / _____ _____ °

Drug Evaluation & Classification Training IV-7B

Drug Evaluation Steps (continued)

7. Dark room examinations

Drug Evaluation & Classification Training IV-8A

Drug Evaluation Steps (continued)


7. Dark room examinations

PUPIL SIZE		Room Light	Darkness	Direct	NASAL AREA
Left Eye					
Right Eye					
HIPPUS	<input type="checkbox"/> Yes <input type="checkbox"/> No	REBOUND DILATION	Reaction to Light		
		<input type="checkbox"/> Yes <input type="checkbox"/> No			

Drug Evaluation & Classification Training IV-8B

Drug Evaluation Steps (continued)

8. Examination of muscle tone



Drug Evaluation & Classification Training IV-9A

Drug Evaluation Steps (continued)

8. Examination of muscle tone

MUSCLE TONE:


Near Normal Flaccid Rigid

Comments: _____

Drug Evaluation & Classification Training IV-9B

Drug Evaluation Steps (continued)

9. Examination for injection sites



Drug Evaluation & Classification Training IV-10A

Drug Evaluation Steps (continued)

9. Examination for injection sites

RIGHT ARM

LEFT ARM

ATTACH PHOTOS OF FRESH PUNCTURE MARKS

Drug Evaluation & Classification Training IV-10B

Drug Evaluation Steps (continued)

10. Suspect's statements and other observations

Drug Evaluation & Classification Training IV-11A

Drug Evaluation Steps (continued)

10. Suspect's statements and other observations

What medicine or drug have you been using? How much?		Time of use?	Where were the drugs used? (Location)	
Date/Time of Arrest	Time DRE Notified		Eval. Start Time	Time Completed
Member Signature (Include Rank)		ID No.	Reviewed By	
Opinion of Evaluator: <input type="checkbox"/> Rule Out <input type="checkbox"/> Alcohol <input type="checkbox"/> Stimulant <input type="checkbox"/> PCP <input type="checkbox"/> Inhalant				
<input type="checkbox"/> Medical <input type="checkbox"/> Depressant <input type="checkbox"/> Hallucinogen <input type="checkbox"/> Narcotic Analgesic <input type="checkbox"/> Cocaine				

Drug Evaluation & Classification Training IV-11B

Drug Evaluation Steps (continued)

11. The opinion of the evaluator

Drug Evaluation & Classification Training IV-12

Drug Evaluation Steps (continued)

12. The toxicological examination

Drug Evaluation & Classification Training IV-13

Interview of Arresting Officer: Issues Concerning Suspect's Behavior

- Was suspect operating a vehicle?
- What actions, maneuvers, etc. were observed?
- Was there a collision?
- Was suspect observed smoking, drinking or eating?
- Was suspect inhaling any substance?
- How did suspect respond to stop command?
- Did suspect try to conceal or throw away any items?
- What has been suspect's attitude and demeanor?

Drug Evaluation & Classification Training IV-14A

Interview of Arresting Officer: Suspect's Statements

- Has suspect complained of illness or injury?
- Has suspect used drug-related "street terms" or slang?
- How has suspect responded to questions?
- Is suspect's speech slurred, slow, thick, rapid, mumbled, etc.?
- What, specifically, has suspect said?

Drug Evaluation & Classification Training

IV-14B

Interview of Arresting Officer: Physical Evidence

- What items or materials were uncovered during search of suspect and vehicle?
- Was any smoking paraphernalia uncovered?
- Were there any injection materials (e.g., needles, syringes, leather straps, rubber tubes, spoons, bottle caps, etc.)?
- Were there any balloons, plastic bags, small metal foil wrappings, etc.?
- What was the suspect's BAC?

Drug Evaluation & Classification Training

IV-14C

Overview of the Preliminary Examination



- Questions
- Observations of face, breath and speech
- Initial checks of the eyes
- The first check of the pulse

Drug Evaluation & Classification Training

IV-15

Preliminary Examination Questions

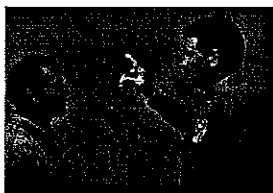
- Are you sick or injured?
- Do you have any physical defects?
- Are you diabetic or epileptic?
- Do you take insulin?
- Are you under a doctor's or dentist's care?
- Are you taking medication?

Drug Evaluation & Classification Training

IV-16

Initial Checks of the Eyes

- Check pupil size
- Assessment of tracking ability
- Initial estimate of nystagmus angle of onset



Drug Evaluation & Classification Training

IV-17

Eye Examinations



Horizontal Gaze
Nystagmus




Vertical Gaze
Nystagmus

Drug Evaluation & Classification Training

IV-18

Eye Examinations (continued)



Lack of Convergence

Drug Evaluation & Classification Training

IV-19

Divided Attention Tests

- Romberg Balance
- Walk and Turn
- One Leg Stand
- Finger to Nose



Drug Evaluation & Classification Training

IV-20

Vital Signs Measurements

- Blood pressure
- Pulse
- Temperature



Drug Evaluation & Classification Training


IV-21

Dark Room Checks of Pupil Size

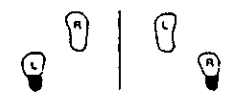
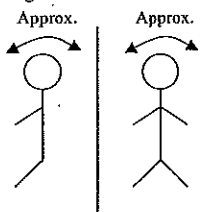
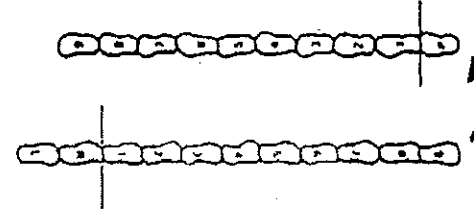
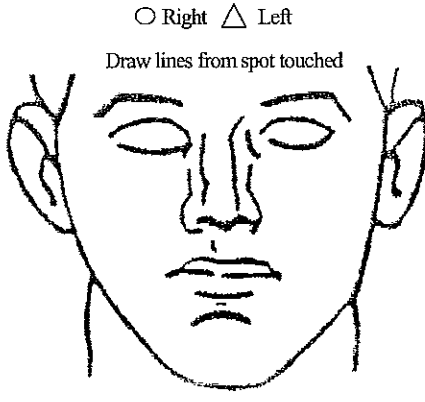
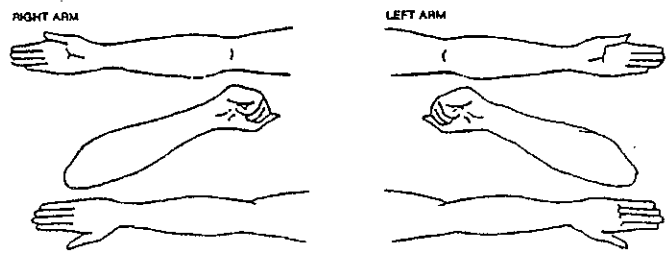
- Room light
- Near-total darkness
- Direct light

Drug Evaluation & Classification Training

IV-22



Drug Influence Evaluation

Evaluator 000300		DRE No		Rolling Log No.																	
Recorder/Witness		Crash: <input type="checkbox"/> None		<input type="checkbox"/> Injury		<input type="checkbox"/> Property															
Officer's Name (Last, First, MI)		DOB	Sex	Race	Arresting Officer (Name, ID No.)																
Date Examined/Time/Location				Breath Results: <input type="checkbox"/> Refused		Chemical Test <input type="checkbox"/> Urine <input type="checkbox"/> Blood															
Instrument #		<input type="checkbox"/> Refused																			
Miranda Warning Given: <input type="checkbox"/> Yes <input type="checkbox"/> No		What have you eaten today? When?		Have you been drinking? How much?		Time of last drink?															
By:																					
Time now?	When did you last sleep? How long?	Are you sick or injured? <input type="checkbox"/> Yes <input type="checkbox"/> No		Are you diabetic or epileptic? <input type="checkbox"/> Yes <input type="checkbox"/> No																	
Do you take insulin? <input type="checkbox"/> Yes <input type="checkbox"/> No		Do you have any physical defects? <input type="checkbox"/> Yes <input type="checkbox"/> No		Are you under the care of a doctor or dentist? <input type="checkbox"/> Yes <input type="checkbox"/> No																	
Are you taking any medication or drugs? <input type="checkbox"/> Yes <input type="checkbox"/> No		Attitude		Coordination																	
Breath		Face																			
Speech		Eyes: <input type="checkbox"/> Reddened Conjunctiva		Blindness: <input type="checkbox"/> None <input type="checkbox"/> L Eye <input type="checkbox"/> R Eye		Tracking: <input type="checkbox"/> Equal <input type="checkbox"/> Unequal															
<input type="checkbox"/> Normal <input type="checkbox"/> Bloodshot <input type="checkbox"/> Watery																					
Corrective Lens: <input type="checkbox"/> None		Pupil Size: <input type="checkbox"/> Equal		Able to follow stimulus: <input type="checkbox"/> Yes <input type="checkbox"/> No		Eyelids: <input type="checkbox"/> Normal <input type="checkbox"/> Droopy															
<input type="checkbox"/> Glasses <input type="checkbox"/> Contacts, if so <input type="checkbox"/> Hard <input type="checkbox"/> Soft		<input type="checkbox"/> Unequal (explain)																			
Pulse & Time	HGN	Left Eye	Right Eye	Vertical Nystagmus? <input type="checkbox"/> Yes <input type="checkbox"/> No		One Leg Stand															
1. _____ / _____	Lack of Smooth Pursuit			Convergence																	
2. _____ / _____	Max. Deviation			Right Eye																	
3. _____ / _____	Angle of Onset			Left Eye																	
		Walk and Turn Test		Cannot Keep Balance Starts Too Soon _____		<input type="checkbox"/> L <input type="checkbox"/> R Sways While Balancing <input type="checkbox"/> Uses Arms to Balance <input type="checkbox"/> Hopping <input type="checkbox"/> Puts Foot Down															
				Stops Walking _____		<table border="1" style="font-size: small;"> <tr> <td>1st Nine</td> <td>2nd Nine</td> </tr> <tr> <td><input type="checkbox"/></td> <td><input type="checkbox"/></td> </tr> <tr> <td><input type="checkbox"/></td> <td><input type="checkbox"/></td> </tr> <tr> <td><input type="checkbox"/></td> <td><input type="checkbox"/></td> </tr> <tr> <td><input type="checkbox"/></td> <td><input type="checkbox"/></td> </tr> <tr> <td><input type="checkbox"/></td> <td><input type="checkbox"/></td> </tr> <tr> <td><input type="checkbox"/></td> <td><input type="checkbox"/></td> </tr> </table>		1 st Nine	2 nd Nine	<input type="checkbox"/>	<input type="checkbox"/>	<input type="checkbox"/>	<input type="checkbox"/>	<input type="checkbox"/>	<input type="checkbox"/>	<input type="checkbox"/>	<input type="checkbox"/>	<input type="checkbox"/>	<input type="checkbox"/>	<input type="checkbox"/>	<input type="checkbox"/>
1 st Nine	2 nd Nine																				
<input type="checkbox"/>	<input type="checkbox"/>																				
<input type="checkbox"/>	<input type="checkbox"/>																				
<input type="checkbox"/>	<input type="checkbox"/>																				
<input type="checkbox"/>	<input type="checkbox"/>																				
<input type="checkbox"/>	<input type="checkbox"/>																				
<input type="checkbox"/>	<input type="checkbox"/>																				
Internal Clock _____ Estimated At 30 Sec.	Describe Turn		Cannot Do Test (Explain)		Type of Footwear																
				Pupil Size	Room Light	Darkness	Direct	Nasal Area													
				Left Eye				Oral Cavity													
				Right Eye																	
				Hippus <input type="checkbox"/> Yes <input type="checkbox"/> No	Rebound Dilation <input type="checkbox"/> Yes <input type="checkbox"/> No	Reaction To Light															
Blood Pressure _____ / _____ Temp _____ °		Muscle Tone: <input type="checkbox"/> Normal <input type="checkbox"/> Flaccid <input type="checkbox"/> Rigid				Attach Photos Of Fresh Puncture Marks															
Comments:																					
t Medicine or Drug Have You Been Using?		How Much?		Time of Use?		Where Were The Drugs Used? (Location)															
Date/Time of Arrest		Time DRE Notified		Eval Start Time		Time Completed															
Member Signature (Include Rank)		ID No.		Reviewed By:																	
Opinion of Evaluator:		<input type="checkbox"/> Rule Out	<input type="checkbox"/> Alcohol	<input type="checkbox"/> Stimulant	<input type="checkbox"/> PCP	<input type="checkbox"/> Inhalant	<input type="checkbox"/> Cannabis														
		<input type="checkbox"/> Medical	<input type="checkbox"/> Depressant	<input type="checkbox"/> Hallucinogen	<input type="checkbox"/> Narcotic Analgesic																

DRUG INFLUENCE EVALUATION

Page 2 of 2

LOG NO.	DRE:	ARRESTEE:
1. LOCATION 2. WITNESS 3. BREATH TEST 4. NOTIFICATION / INTERVIEW ARRESTING OFCR. 5. INITIAL OBSERVATIONS 6. MEDICAL PROBLEMS 7. PSYCHOPHYSICAL 8. CLINICAL INDICATORS 9. SIGNS OF INGESTION 10. SUSPECTS STATEMENTS 11. OPINION 12. TOXICOLOGY SAMPLE 13. MISC.		
1. LOCATION:		
2. WITNESS:		
3. BREATH TEST:		
4. NOTIFICATION/INTERVIEW of ARRESTING OFFICER:		
5. INITIAL OBSERVATIONS:		
6. MEDICAL PROBLEMS:		
7. PSYCHOPHYSICAL TESTS:		
8. CLINICAL INDICATORS:		
9. SIGNS of INGESTION:		
10. STATEMENTS:		
11. OPINION of EVALUATOR:		
12. TOXICOLOGICAL SAMPLE:		
13. MISCELLANEOUS:		

One Hour and Forty-Five Minutes

SESSION V

EYE EXAMINATIONS: NYSTAGMUS, CONVERGENCE,
PUPIL SIZE AND REACTION TO LIGHT

SESSION V EYE EXAMINATIONS: NYSTAGMUS, CONVERGENCE,
PUPIL SIZE AND REACTION TO LIGHT

Upon successfully completing this session, the participant will be able to:

- o State the purposes of various eye examinations in the Drug Evaluation and Classification Process.
- o Describe the administrative procedures for the eye examinations.
- o Describe the clues of interest in each eye examination.
- o Conduct the eye examinations and note the clues that come to light.
- o Prepare complete, clear and accurate records of the eye examinations.

Content Segments

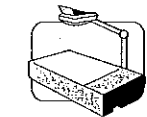
Learning Activities

- | | |
|--------------------------------|---------------------------------|
| A. Purpose of the Examinations | o Instructor Led Presentations |
| B. Procedures and Clues | o Instructor Led Demonstrations |
| C. Demonstrations | o Student Led Demonstrations |
| D. Documentation Procedures | o Students' Hands On Practice |
| E. Practice | o Reading Assignments |

Aides

Lesson Plan

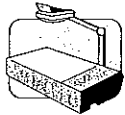
Instructor Notes



V-0A&B
(Session
Objectives)



15 Minutes



V-1
("The Eye
Examina-
tions")

EYE EXAMINATIONS

A. Purposes of the Eye Examinations

1. The principal purpose of all of the eye examinations is to obtain articulable facts indicating the presence or absence of specific categories of drugs.
 - a. Certain drug categories usually cause the eyes to react in specific ways.
 - b. Other drug categories usually do not cause those reactions.
2. The tests of Horizontal and Vertical Gaze Nystagmus provide important indicators of the drug categories that may or may not be present.
 - a. If Horizontal Gaze Nystagmus is observed, it is likely that the suspect may have taken alcohol or another CNS depressant, PCP, an inhalant, or a combination of those.

Total Lesson Time:
Approximately 105 Minutes

Session title on wall chart.

Briefly review the content, objectives and activities of this session.

Ask students "What causes Horizontal Gaze Nystagmus?" Alcohol and certain other drugs will cause Horizontal Gaze Nystagmus.

Aides

Lesson Plan

Instructor Notes



- b. If Vertical Gaze Nystagmus is observed, the implication may be that the suspect took PCP, or fairly large doses of alcohol or other Depressants or Inhalants.
- c. By comparing the suspect's blood alcohol concentration with the angle of onset of Horizontal Gaze Nystagmus, it may be possible to determine that alcohol is or is not the sole cause of the observed Nystagmus.
- d. The consistency of onset angle and BAC can be compared using the following formula:

$$\text{BAC} = 50 - A$$

- e. Keep in mind that this formula is only a statistical approximation. It is not an exact relationship for all subjects at all times.

Point out that it is very unlikely that a suspect would exhibit Vertical Gaze Nystagmus without also exhibiting HGN.

Clarification: If the onset angle is significantly inconsistent with the BAC, the implication may be that the suspect has also taken PCP, an inhalant, or some CNS Depressant other than alcohol.

Write the formula on the chalkboard or flip-chart.

Note: Emphasize that this is not an absolute mathematical formula.

Explanation:

BAC = 100 x blood alcohol
(i.e., if blood alcohol is 0.10,
BAC = 10)

A = onset angle (in degrees)

Example: If onset angle is 35 degrees, then

$$\text{BAC} = 50 - 35 = 15.$$

The corresponding blood alcohol concentration would be approximately 0.15.

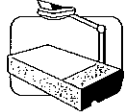
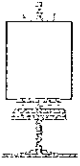
Emphasize this point: The formula can easily be "off" by 0.05 or more, even though the subject has consumed no drug other than alcohol.

Aides	Lesson Plan	Instructor Notes
	<p>f. The purpose of comparing BAC and onset angle is to obtain a gross indication of the possible presence of another CNS Depressant, PCP, or an Inhalant.</p> <p>3. The check for <u>Lack of Convergence</u> can provide another clue as to the possible presence of Depressants, PCP, or Inhalants.</p> <p>4. Lack of Convergence is also an indicator of the possible presence of Cannabis.</p> <p>5. The checks of <u>pupil size and reaction to light</u> provide useful indicators of the possible presence of many drug categories.</p> <p>a. CNS Depressants, CNS Stimulants and Narcotic Analgesics will usually cause the pupils to react very slowly or not visibly at all to light.</p> <p>b. CNS Stimulants and Hallucinogens usually will cause the pupils to dilate.</p> <p>c. Cannabis usually causes dilation of the pupils, although this isn't always observed.</p> <p>d. Some specific Inhalants may cause pupil dilation.</p> <p>e. Narcotic Analgesics will usually cause observable constriction of the pupils.</p>	<p><u>Emphasize</u> that many other facts will also be considered that will help to determine whether PCP, inhalants or CNS Depressants may be present.</p> <p><u>Point out</u> that a Drug Recognition Expert might begin to suspect the presence of cannabis if Lack of Convergence was observed but <u>no</u> nystagmus was observed.</p> <p>Point out that pupil dilation due to cannabis isn't always observed in laboratory studies, but this may be due to the fact that laboratory dose levels are less than "street" doses.</p>

Aides

Lesson Plan

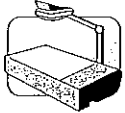
Instructor Notes



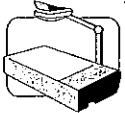
V-2 "Hippus
And
Rebound"



50 Minutes



V-3 ("HGN
Procedures
and Cues")



V-4A ("Lack
of Smooth
Pursuit")

6. You will also check for hippus and rebound dilation.
 - a. "Hippus" means a rhythmic pulsating of the pupils as they dilate and constrict within fixed limits.
 - b. "Rebound dilation" is a period of constriction followed by dilation with a change equal to or greater than 2 mm the final size determination being estimated at the end of a 15-second time period in which the light from the penlight is directed into the eye.
 - c. Hippus occurs under various conditions, including -- at times -- withdrawal from Narcotic Analgesics.
 - d. Rebound dilation has been reported with persons under the influence of Cannabis.

B. Procedures and Cues

1. Horizontal Gaze Nystagmus test consists of three separate checks, administered independently to each eye.
 - a. The first check is for "lack of smooth pursuit".
 - o If the subject is wearing eyeglasses, have him or her remove them.

Print on chalkboard:
"HIPPIUS"
"REBOUND DILATION".

Note: Instructors are encouraged to use additional visual aides to demonstrate if necessary (i.e., balloon, videos, etc.).

Point out that these terms are defined in the glossary at the front of the Student's Manual.

Solicit students' comments and questions concerning the purposes of the eye examinations.

Aides	Lesson Plan	Instructor Notes
	<ul style="list-style-type: none"> o If the subject is wearing contact lenses, note that fact on the report, but don't have the subject remove them. o Position the stimulus about 12 -15 inches in front of subject's nose. o Hold the tip of the stimulus slightly above the level of the subject's eye. o Instruct the subject to hold the head still and follow the stimulus with the eyes. o Move the stimulus smoothly, all the way to the subject's left side and back all the way to the right side. o Make at least two complete passes of the stimulus: to the left side, to the right side, back to the left side, and finally back to the right side. o When doing this, <u>don't</u> pause at the center of the subject's face; move all the way to the left, then all the way to the right, then again all the way to the left and back all the way to the right, in a smooth, continuous fashion. 	<p><u>Point Out</u> that this procedure ensures that the subject's eyes will be wide open and easy to observe.</p> <p><u>Point out</u> that the stimulus should be moved at a speed that requires 2 seconds to bring it from the center out all the way to the side. It should then be moved from side to side at the same speed. This means it should take 4 seconds to move from the extreme left to the extreme right.</p>

Aides

Lesson Plan

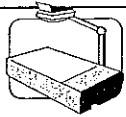
Instructor Notes

	<p>b. While the eyeball is moving, examine it for evidence of a lack of smooth pursuit.</p> <p>c. Also, check to be sure that <u>both</u> eyes are tracking in the same way: if one eye is moving smoothly but the other moves hesitantly or not at all, an illness or injury may be present.</p> <p>d. Students' initial practice of the check for lack of smooth pursuit.</p>	<p><u>Use these or similar analogies:</u></p> <p>(1) A <u>smoothly pursuing</u> eyeball will move without friction, much the way that a windshield wiper glides across the windshield when it is raining steadily. An eyeball showing <u>lack of smooth pursuit</u> will move in a fashion similar to a wiper across a <u>dry</u> windshield.</p> <p>(2) A <u>smoothly pursuing</u> eyeball will roll in the socket the way that a marble or ball bearing would glide smoothly across a polished pane of glass. An eyeball exhibiting <u>lack of smooth pursuit</u> would move more like that marble rolling over a sheet of heavy gauge sandpaper.</p> <p>Excuse the student volunteer and thank him or her for participating.</p> <p><u>Instruct</u> students to work in pairs, taking turns checking each other's eyes for lack of smooth pursuit.</p> <p><u>Monitor</u>, coach and critique the students' practice.</p> <p>Allow this practice to continue for only about 2 minutes.</p>
--	---	--

Aides

Lesson Plan

Instructor Notes



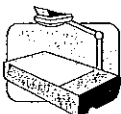
V-4B
("Distinct...At
Maximum")

- e. The second check is for "distinct nystagmus at maximum deviation".
- o Again position the stimulus as before.
 - o Move the stimulus all the way to the subject's left side and hold it there so that the subject's eye is turned as far to the side as possible.
 - o Hold the eyeball at that position for a minimum of 4 seconds, to check carefully for any jerking that may be present.
 - o When you have completed this check for the left eye, repeat the process for the right eye. Then, do it once again for the left eye, and again for the right, to verify that distinct nystagmus is present.
- f. With this cue, the examiner looks for a very distinct, unmistakable jerking.
- o A slight or barely visible tremor is not sufficient to consider this cue present.
 - o A definite, sustained jerking must be seen.

Select a student and demonstrate the second check of HGN on that student.

Point out that people exhibit slight jerking of the eye at maximum deviation, even when unimpaired, but this will not be evident or sustained for more than a few seconds. When impaired by alcohol and "D.I.P." drugs, the jerking will be larger, more pronounced, sustained for more than 4 seconds, and easily observable.

Excuse the student volunteer and thank him or her for participating.

Aides	Lesson Plan	Instructor Notes
 <p data-bbox="165 806 358 871">V-4C ("Onset Angle")</p>	<p data-bbox="496 310 927 443">g. Students' initial practice of the check for distinct nystagmus at maximum deviation.</p> <p data-bbox="496 737 927 800">h. The final check is for the "angle of onset".</p> <ul style="list-style-type: none"> <li data-bbox="548 842 927 905">o Position the stimulus as before. <li data-bbox="548 989 927 1157">o <u>Slowly</u> move the stimulus to the subject's left side, carefully watching the eye for the first sign of jerking. <li data-bbox="548 1199 927 1367">o When you think that you see the eyeball jerk, stop moving the stimulus and hold it perfectly still. <li data-bbox="548 1409 927 1472">o Verify that the eyeball is, in fact, jerking. <li data-bbox="548 1661 927 1829">o Once you have established that you have located the point of onset, estimate the angle. <li data-bbox="548 1871 927 1936">o Then, repeat the process for the right eye. 	<p data-bbox="984 310 1406 485"><u>Instruct</u> students to work in pairs, taking turns checking each other's eyes for distinct nystagmus at maximum deviation.</p> <p data-bbox="984 527 1406 590"><u>Monitor</u>, coach and critique the students' practice.</p> <p data-bbox="984 632 1406 695">Allow this practice to continue for only about 2 minutes.</p> <p data-bbox="984 842 1406 947"><u>Select</u> a student and demonstrate the third check of HGN on that student.</p> <p data-bbox="984 989 1406 1157">Note: Stimulus should be moved at a speed that requires four seconds to travel from center all the way out to the side.</p> <p data-bbox="984 1409 1406 1619"><u>Point out</u> that, if the eye is <u>not</u> jerking, it will be necessary to resume moving the stimulus slowly to the side, again observing for the first sign of jerking.</p> <p data-bbox="984 1661 1406 1724"><u>Point out</u> that angle estimation simply requires practice.</p>

Aides

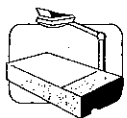
Lesson Plan

Instructor Notes

- o Then, again check onset for the left eye, and again for the right.

- i. Students' initial practice of angle estimation.

- 2. The Vertical Gaze Nystagmus test is very simple, and consists of a single check.



V-5 ("Vertical Gaze Nystagmus")

Exhibit a template.

Point out that the template will be used during practice.

Excuse the student volunteer and thank them for participating.

Emphasize that if the clues of Horizontal Gaze Nystagmus are markedly different for the two eyes, a neurological or other medical problem (such as a head injury) may be present.

Instruct students to work in pairs, taking turns estimating angles of each other's eyes.

Instruct students that they are to try to draw their partners' eyes to three different angles:

30 degrees

35 degrees

40 degrees

Students will check their accuracy using the template.

Monitor, coach and critique the students' practice.

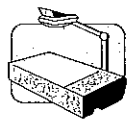
Allow this practice to continue for only about 3 minutes.

Select a student and demonstrate the Vertical Gaze Nystagmus test on the student.

Aides

Lesson Plan

Instructor Notes



V-6
(Lack of
Convergence)

- a. Position the stimulus horizontally, about 12 -15 inches in front of the subject's nose.
- b. Instruct the subject to hold the head still and follow the object with the eyes only.
- c. Raise the object until the subject's eyes are elevated as far as possible.
- d. Watch closely for evidence of jerking.

- e. Students' initial practice of the Vertical Gaze Nystagmus test.

3. The test for Lack of Convergence is also very simple.

- a. Position the stimulus about 12-15 inches in front of the student's face, with the stimulus pointing toward the nose.

Point out that the examiner should keep the subject's eyes elevated for about 4 seconds to verify that the jerking really is present.

Excuse the student volunteer and thank them for participating.

Instruct students to work in pairs, taking turns administering the Vertical Gaze Nystagmus test to each other.

Monitor, coach and critique the students' practice.

Allow this practice to continue for only about 2 minutes.

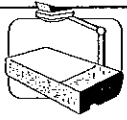
Select a student and demonstrate the test for Lack of Convergence on that student.

Aides	Lesson Plan	Instructor Notes
	<p>b. Instruct the subject to hold the head still and follow the object with the eyes only.</p> <p>c. Keep the object 12-15 inches away from the subject's nose, and start to move the object slowly in a circle, approximately the same size as the suspect's face.</p> <p>d. Once you have verified that the subject is tracking the object, move it slowly and steadily and touch the bridge of the nose.</p> <p>e. Carefully observe the subject's eyes to determine whether both eyes converge on the bridge of the nose.</p> <p>f. Students' initial practice of the test for Lack of Convergence.</p>	<p><u>Point out</u> that this initial circular motion helps to verify that the subject has focused on the stimulus and is able to track it. Emphasize that it doesn't matter whether the circular motion is clockwise or counter-clockwise.</p> <p>Note: Hold stimulus on bridge of nose for one (1) second.</p> <p>Excuse the student volunteer and thank them for participating.</p> <p>Instruct students to work in pairs, taking turns testing each other's eyes for Lack of Convergence.</p> <p><u>Monitor</u>, coach and critique the students' practice.</p> <p>Allow this practice to continue for only about 2 minutes.</p>

Aides

Lesson Plan

Instructor Notes



V-7 ("Pupil Size")

4. Estimation of pupil size requires use of the pupillometer.
 - a. For the check in room light. Hold the pupillometer alongside the subject's eye. Instruct the subject to focus on a specific point behind the DRE and slightly above the subject's eye level. Utilize the same point for the dark room examinations.
 - b. Make sure that the pupillometer is even with the eyeball (neither closer to you nor farther from you than is the subject's eyeball).
 - c. Move the pupillometer up or down until you find the darkened circle that appears to be approximately the same size as the subject's pupil. Check the left eye and then the right eye.
 - d. Students' initial practice of pupil size estimation.

Exhibit a pupillometer.

Write on flipchart or chalkboard "The Three Lighting Conditions".

Select a student and demonstrate pupil size estimation using the student.

Explain to the students that the pupils will automatically constrict as objects move closer to them. This is called accommodation reflex.

This should not be confused with pupillary light reflex which is the pupil's normal reaction to changes in light.

Demonstrate the accommodation reflex by having the students focus on an object very close and one at a distance.

Point out that the "normal" size of a pupil is about 3.0 - 6.5 mm.

Excuse the student-volunteer and thank him or her for participating.

Instruct students to work in pairs, taking turns checking each other's pupils.

Aides	Lesson Plan	Instructor Notes
	<p>e. After you have completed the pupil size estimations in room light, you must darken the room, wait 90 seconds, and then proceed with the darkroom exam.</p> <p>f. For the check under <u>near total darkness</u>, hold your finger over the tip of the penlight, so that only a reddish glow emerges.</p> <p>g. For the check under <u>direct light</u>, bring the light from the side of the subject's face, directly into the eye.</p> <p>5. Assessment of the pupil's <u>reaction to light</u> takes place immediately before the check of pupil size under direct light.</p> <p>a. Once again, start by bringing the uncovered light from the side of the subject's face directly into his or her left eye.</p> <p>b. As you bring the beam of light directly into the subject's eye, note how the pupil reacts.</p>	<p><u>Monitor</u>, coach and critique the students' practice.</p> <p>Allow this practice to continue for only about 2 minutes.</p> <p><u>Select</u> a student to participate in demonstrations of darkroom pupil estimations.</p> <p><u>Demonstrate</u> this.</p> <p><u>Demonstrate</u> this.</p> <p><u>Emphasize</u> that the penlight should be positioned so that the beam just "fits" the eye socket.</p> <p><u>Demonstrate</u> this.</p> <p><u>Demonstrate</u> this.</p>

Aides	Lesson Plan	Instructor Notes
	<p>c. Under ordinary conditions, the pupil should react very quickly, and <u>constrict</u> noticeably when the light beam strikes the eye.</p> <p>d. Under the influence of certain categories of drugs, the pupil's reaction may be very sluggish, or there may be no visible reaction at all.</p> <p>e. Hold the direct light on the subject's eye for <u>15 seconds</u> to assess pupil reaction.</p> <p>f. Also check for <u>hippus</u> or <u>rebound dilation</u> during this 15 seconds period.</p> <p>g. When you have completed this process for the left eye, repeat it for the right eye.</p> <p>h. Students' initial practice in assessing the pupil's reaction to light.</p>	<p>Emphasize: We consider the pupil's reaction to be <u>slow</u> if it takes more than <u>one second</u> to reach full constriction.</p> <p>Caution should be used by the officer so as not to move the light beam or allow the bulb to change in light intensity.</p> <p>Excuse the student volunteer and thank him or her for participating.</p> <p><u>Instruct</u> the students to work in pairs, taking turns shining the light into each other's eye and observing the pupil's reaction.</p> <p><u>Remind</u> students to position the penlight so that the beam exactly "fits" the eye socket when the beam is brought directly into the eye.</p> <p><u>Monitor</u>, coach and critique the students' practice.</p> <p>Allow the practice to continue for only about 2 minutes.</p> <p><u>Solicit</u> students' comments and questions concerning the eye examinations.</p>

Aides

Lesson Plan

Instructor Notes



15 Minutes

C. Demonstrations

1. Demonstration of Horizontal Gaze Nystagmus.
 - a. Check for lack of smooth pursuit.
 - b. Check for distinct nystagmus at maximum deviation.
 - c. Estimation of onset angle.

2. Demonstration of Vertical Gaze Nystagmus and Lack of Convergence.

Select two students to come before the class.

Instruct one student to demonstrate the administration of Horizontal Gaze Nystagmus to the other student.

Coach and critique the student administrator's performance.

Make sure that the student administrator checks both eyes.

When the student administrator has completed the HGN test, instruct the student administrator to draw the student subject's eye to an angle of 35 degrees. Check the accuracy of this estimate, using the template.

Excuse the two students and thank them for participating.


Select two other students to come before the class.

Instruct one student to check the other for Vertical Gaze Nystagmus.

Coach and critique the student administrator's performance.

Instruct the second student to check the eyes of the first student for Lack of Convergence.

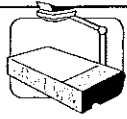
Coach and critique the student administrator's performance.

Aides	Lesson Plan	Instructor Notes
<p data-bbox="224 1528 289 1591"></p> <p data-bbox="181 1619 328 1650">5 Minutes</p>	<p data-bbox="456 415 915 516">3. Demonstration of pupil size checks and test for reaction to light.</p> <p data-bbox="508 558 932 625">a. Pupil size estimation under room light.</p> <p data-bbox="508 982 906 1157">b. Darkroom checks of pupil size.</p> <ul style="list-style-type: none"> <li data-bbox="558 1094 873 1121">o near total darkness <li data-bbox="558 1129 760 1157">o direct light <p data-bbox="418 1549 818 1581">D. Documentation Procedures</p> <p data-bbox="456 1728 932 1829">1. A brief examination of the eyes is made during the <u>Preliminary Examination</u>.</p>	<p data-bbox="992 310 1386 378">Excuse the two students and thank them for participating.</p> <p data-bbox="992 415 1370 483"><u>Select</u> two other students to come before the class.</p> <p data-bbox="992 558 1386 659"><u>Instruct</u> one student to check the other's pupils under room light.</p> <p data-bbox="992 697 1409 764"><u>Coach</u> and critique the student administrator's performance.</p> <p data-bbox="992 802 1398 945"><u>Instruct</u> the second student to demonstrate how to perform the dark room checks of pupil size.</p> <p data-bbox="992 982 1409 1050"><u>Coach</u> and critique the student administrator's performance.</p> <p data-bbox="992 1087 1409 1230"><u>Point out</u> that assessment of the pupil's reaction to light takes place in conjunction with the direct light check.</p> <p data-bbox="992 1268 1386 1335">Excuse the two students and thank them for participating.</p> <p data-bbox="992 1373 1409 1516"><u>Solicit</u> students' comments and questions concerning these demonstrations of the eye examinations.</p> <p data-bbox="992 1554 1409 1696">Instruct students to turn to the Standardized Drug Influence Evaluation Form in their manuals.</p>

Aides

Lesson Plan

Instructor Notes



V-8 (Sample Eye Data)

- a. Check for equal pupil size.
 - b. Assessment of tracking ability.
 - c. Initial assessment of Nystagmus.
2. The next section of the Form is devoted to the Eye Examinations.
- a. Horizontal Gaze Nystagmus
 - b. Vertical Gaze Nystagmus
 - c. Lack of Convergence
3. The darkroom eye examinations are documented in a subsequent section of the Form.

E. Practice



20 Minutes

Point out that section of the Form.

Emphasize that all three checks of the HGN test must be documented for each eye.

Point out that "yes" implies that Vertical Gaze Nystagmus was observed, "no" implies that it was not observed.

Point out that it will be necessary to diagram the movement of the eyes.


Point out the location of that section.

Emphasize that all darkroom checks of the eyes must be performed and documented independently for each eye.

Solicit students' comments and questions concerning procedures for documenting the eye examinations.

Instruct students to practice in pairs.

Each student will conduct a complete set of eye examinations on his or her partner.

Aides	Lesson Plan	Instructor Notes
	<ol style="list-style-type: none"> 1. Preliminary eye exams <ol style="list-style-type: none"> a. Check for equal pupil size. b. Assessment of tracking ability. c. Initial estimation of Nystagmus onset angle. 2. Eye exams. <ol style="list-style-type: none"> a. Horizontal Gaze Nystagmus b. Vertical Gaze Nystagmus c. Lack of Convergence 3. Pupil Size Estimations <ol style="list-style-type: none"> a. Room light b. Near total darkness c. Direct light 4. Reporting out of Pupil Size Estimations. 	<p>Students then will "reverse roles".</p> <p>Tell the students to record their estimations of their partners' pupil sizes on the standard Drug Influence Evaluation Form.</p> <p><u>Monitor</u>, coach and critique students' practice.</p> <p><u>Make sure</u> each student administers a complete series of eye examinations at least once.</p> <p><u>NOTE:</u> If possible, the training room should be at least somewhat darkened for this final stage of practice.</p> <p>Instructor: While the student's practice is still going on, print the matrix at the end of this session on the chalkboard or flip-chart.</p> <p>Tell students that they should refer to the Drug Influence Evaluation forms on which they recorded their partners' pupil sizes.</p> <p>Tell the students that we will tabulate the pupil sizes of everyone in the class, for each of the three lighting conditions.</p>

pupil size	room light	near total darkness	direct light
^s 2.0			
2.5			
3.0			
3.5			
4.0			
4.5			
5.0			
5.5			
6.0			
6.5			
7.0			
^z 7.5			

Session V

Eye Examinations



Eye Examinations: Nystagmus, Convergence, Pupil Size, and Reaction to Light

Upon successfully completing this session, the participant will be able to:

- State the purposes of various eye examinations in the Drug Evaluation and Classification process
- Describe the administrative procedures for the eye examinations

Drug Evaluation & Classification Training

V-0A


Eye Examinations: Nystagmus, Convergence, Pupil Size, and Reaction to Light (continued)

- Describe the clues of interest in each eye examination
- Conduct the eye examinations and note the clues that come to light
- Prepare complete, clear and accurate records of the eye examinations

Drug Evaluation & Classification Training

V-0B

The Eye Examinations



Drug Evaluation & Classification Training

V-1

“Hippus” and “Rebound”

- Hippus - a rhythmic pulsating of the pupils as they dilate and constrict within fixed limits.
- Rebound - is a period of constriction followed by dilation with a change equal to or greater than 2 mm.

Drug Evaluation & Classification Training

V-2

Three Clues of Horizontal Gaze Nystagmus

1. Lack of smooth pursuit
2. Distinct nystagmus at maximum deviation
3. Angle of onset of nystagmus

Drug Evaluation & Classification Training

V-3

First Clue: Lack of Smooth Pursuit



Drug Evaluation & Classification Training

V-4A

Second Clue: Distinct Nystagmus at Maximum Deviation



Drug Evaluation & Classification Training

V-4B

Third Clue: Angle of Onset of Nystagmus



Drug Evaluation & Classification Training

V-4C

Vertical Gaze Nystagmus



Drug Evaluation & Classification Training

V-5

Lack of Convergence



Drug Evaluation & Classification Training

V-6

Estimation of Pupil Size




Drug Evaluation & Classification Training

V-7

Sample Eye Examination

Type of Refraction Correction <input type="checkbox"/> None <input type="checkbox"/> Bifocal <input type="checkbox"/> Contact Lenses <input type="checkbox"/> Monovision		Distance <input type="checkbox"/> Near <input type="checkbox"/> Both Eyes <input type="checkbox"/> Both		Vision <input type="checkbox"/> Normal <input type="checkbox"/> Abnormal	
Color Vision <input type="checkbox"/> Normal <input type="checkbox"/> Abnormal		Field Vision <input type="checkbox"/> Normal <input type="checkbox"/> Abnormal		Accommodation <input type="checkbox"/> Normal <input type="checkbox"/> Abnormal	
Pupil Size 1. <input type="checkbox"/> Normal <input type="checkbox"/> Abnormal	IOP 1. <input type="checkbox"/> Normal <input type="checkbox"/> Abnormal	Left Eye 1. <input type="checkbox"/> Normal <input type="checkbox"/> Abnormal	Right Eye 1. <input type="checkbox"/> Normal <input type="checkbox"/> Abnormal	Visual Response to Fix. <input type="checkbox"/> Normal <input type="checkbox"/> Abnormal	Convergence <input type="checkbox"/> Normal <input type="checkbox"/> Abnormal
2. <input type="checkbox"/> Normal <input type="checkbox"/> Abnormal	2. <input type="checkbox"/> Normal <input type="checkbox"/> Abnormal	2. <input type="checkbox"/> Normal <input type="checkbox"/> Abnormal	2. <input type="checkbox"/> Normal <input type="checkbox"/> Abnormal	2. <input type="checkbox"/> Normal <input type="checkbox"/> Abnormal	2. <input type="checkbox"/> Normal <input type="checkbox"/> Abnormal
3. <input type="checkbox"/> Normal <input type="checkbox"/> Abnormal	3. <input type="checkbox"/> Normal <input type="checkbox"/> Abnormal	3. <input type="checkbox"/> Normal <input type="checkbox"/> Abnormal	3. <input type="checkbox"/> Normal <input type="checkbox"/> Abnormal	3. <input type="checkbox"/> Normal <input type="checkbox"/> Abnormal	3. <input type="checkbox"/> Normal <input type="checkbox"/> Abnormal
4. <input type="checkbox"/> Normal <input type="checkbox"/> Abnormal	4. <input type="checkbox"/> Normal <input type="checkbox"/> Abnormal	4. <input type="checkbox"/> Normal <input type="checkbox"/> Abnormal	4. <input type="checkbox"/> Normal <input type="checkbox"/> Abnormal	4. <input type="checkbox"/> Normal <input type="checkbox"/> Abnormal	4. <input type="checkbox"/> Normal <input type="checkbox"/> Abnormal

PUPIL SIZE	Room Light	Darkness	Direct
Left Eye			
Right Eye			
HIPPIUS <input type="checkbox"/> Yes <input type="checkbox"/> No	REBOUND DILATION <input type="checkbox"/> Yes <input type="checkbox"/> No	Reaction to Light	



Two Hours

SESSION VI
PHYSIOLOGY AND DRUGS:
AN OVERVIEW

SESSION VI PHYSIOLOGY AND DRUGS: AN OVERVIEW

Upon successfully completing this session, the participant will be able to:

- o Explain in layman's terms the general concept of human physiology.
- o Explain in layman's terms the purpose and functions of major systems in the body (nervous system, circulatory system, respiratory system, etc.).
- o Explain in layman's terms how drugs work in the body.
- o Explain in general terms how the drug evaluation is used to detect signs or symptoms indicative of drug impairment.
- o Correctly answer the "topics for study" questions at the end of this Section.

Content Segments

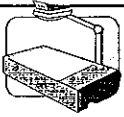
Learning Activities

- | | |
|--|-----------------------------------|
| A. Body Systems | o Instructor Led Presentations |
| B. Body Systems and Body Functions
Relevant to Drug Evaluations | o Reading Assignments |
| C. How Drugs Work | |
| D. Physiologic Signs and Symptoms of
Drugs or Medical Impairment | |
| E. Medical Conditions | |
| F. Summary | |

Aides

Lesson Plan

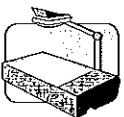
Instructor Notes



VI-0A&B
(Session
Objectives)



5 Minutes



VI-1



15 Minutes

PHYSIOLOGY AND DRUGS: AN OVERVIEW

A. Introduction

1. Before we can understand how drugs work we must have a basic understanding of how the body works.
2. We will review general concepts of how the body functions in a "normal" or "standard" human.
3. We will briefly review the chief functions of the body systems.
4. Primary focus will be on the systems or component parts of those systems that are examined during the drug evaluation.

B. Human Physiology

Total Lesson Time:
Approximately 120 Minutes

Briefly review the content, objectives and activities of this session.

Point out that it is not necessary to have detailed knowledge of specific functions or medical terminology. Students will not become medical specialists as a result of this limited overview, however, they should be encouraged to learn as much as possible about human physiology through additional instruction and independent reading.

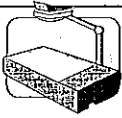
Point out that all human beings are different and a "normal" or "standard" human does not exist. However, experience has produced a range of normal values that can be used for comparison purposes.

- o Central Nervous System
- o The Eyes
- o Blood Pressure and Pulse
- o Body Temperature
- o Balance and Coordination

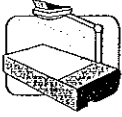
Aides

Lesson Plan

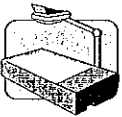
Instructor Notes



VI-2
Definition



VI-3A
("Murders,
Inc.")



VI-3B ("The
Ten
Systems")

1. Physiology is the study of the functions of living organisms and their parts.

2. A convenient way of discussing human physiology is to list the **ten major systems** of the body.
 - a. The phrase "MURDERS, INC." helps us remember the names of the ten systems.
 - b. Each letter stands for the name of one system.

3. M stands for the MUSCULAR SYSTEM.
 - a. The body has three different kinds of muscles.
 - (1) the heart, or cardiac muscle.
 - (2) smooth muscles, which control the body's involuntary operations.
 - (3) striated muscles, which carry out our voluntary movements.
 - b. All three types of muscles are examined at various stages of the drug influence evaluation.

Selectively reveal the systems as you discuss each of them.

Point out that we assess the muscular system in the drug influence evaluation when we test coordination and balance by administering divided attention tests, and when we check for muscle rigidity.

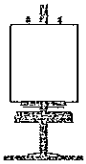
Examples: Smooth muscles control breathing, the operation of the pyloric valve (a muscle located at the base of the stomach), dilation and constriction of the pupils, and all other things that we do not consciously control.

Aides	Lesson Plan	Instructor Notes
	<p>4. U is for the URINARY SYSTEM.</p> <p>a. The system consists of two kidneys, the bladder, ureters connecting the kidneys to the bladder, and the urethra, which transports the urine out of the body.</p> <p>b. Kidneys filter waste or harmful products, such as drugs and their metabolites, from the blood, and dump these waste products into the bladder.</p> <p>5. The first R in "MURDERS, INC." stands for the RESPIRATORY SYSTEM.</p> <p>a. The major parts of the Respiratory System are the lungs and the diaphragm.</p> <p>b. The diaphragm is a smooth muscle that draws the air into the lungs and forces it out.</p> <p>c. Lungs take in oxygen and transfer it to the blood, and remove carbon dioxide and some other waste products from the blood, and expel them into the outside air.</p> <p>6. D stands for the DIGESTIVE SYSTEM.</p> <p>a. Major components of this system are the tongue, teeth, esophagus, stomach, intestines, liver and pancreas.</p>	<p><u>Point out</u> that drugs can usually be detected in the urine, and that collection of a urine specimen or other suitable bodily substance is an important part of the drug influence evaluation.</p> <p><u>Point out</u> that some drugs cause the user to breathe slowly and shallowly, while others cause rapid breathing.</p> <p><u>Point out</u> that important clues of drug use, i.e., odors of alcohol beverages, marijuana, chemicals, etc. may be present on a suspect's breath.</p>

Aides

Lesson Plan

Instructor Notes



- b. The Digestive System breaks down large particles of food, until they are of a size and chemical composition that can be absorbed in the blood.
7. E is for the ENDOCRINE SYSTEM.
- a. The Endocrine system is made up of a number of different glands, that secrete **hormones**.
- b. Hormones are complex chemicals that travel through the blood stream and that control or regulate certain body processes.
- c. Some drugs can mimic the effects of certain hormones, or can react with the hormones in ways that alter the hormones' effects.
8. The second R in "MURDERS, INC." stands for the REPRODUCTIVE SYSTEM.

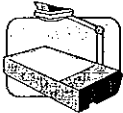
Remind students that, when drugs are taken orally, they might be retained in the stomach for a while, until any food that is there has been broken down sufficiently to allow passage into the small intestine.

INSTRUCTOR, FOR YOUR INFORMATION: The glands that make up the Endocrine System include the Thyroid, Parathyroid, Pituitary and Adrenal glands, as well as portions of the pancreas, testes and ovaries.

Print HORMONES on the chalkboard or flip-chart.

The functions of the reproductive system fall into two categories: 1) self-producing (cytogenic), and 2) hormone-producing (endocrinic). We are primarily concerned with hormone production since the hormones produced by the reproductive system aid the nervous system in its regulatory role.

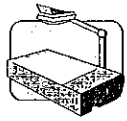
Aides	Lesson Plan	Instructor Notes
	<p>9. S is for the SKELETAL SYSTEM.</p> <ul style="list-style-type: none"> a. Consists of bones, cartilage and ligaments. b. The Skeletal System provides support to the body, permits movement, and forms blood cells. <p>10. The I in "INC" stands for the INTEGUMENTARY SYSTEM.</p> <ul style="list-style-type: none"> a. Consists of the skin, hair, finger and toe nails, and accessory structures. b. The chief functions of the Integumentary System include protection of the body, control of body temperature, excretion of wastes (i.e., through the sweat) and sensory perception. <p>11. N is for the NERVOUS SYSTEM.</p> <ul style="list-style-type: none"> a. This system consists of the brain, the brain stem, the spinal cord and the nerves. b. Nerves keep the brain informed of changes in the body's external and internal environments. 	<p><u>Point out</u> that the Reproductive and Skeletal Systems are the only major components of physiology and that are not directly involved in the drug influence evaluation.</p> <p><u>Point out</u> that DREs examine the skin for hypodermic injection sites, and for sweating, clamminess, and temperature.</p> <p>EMPHASIZE that the Nervous System is one of the most important components of physiology, as far as the drug influence evaluation is concerned.</p> <p>CLARIFICATION: Nerves carry messages to the brain from the sense organs (eyes, ears, nose, etc., and also from pain sensors).</p>

Aides	Lesson Plan	Instructor Notes
 <p data-bbox="175 1728 354 1864">VI-3C (Interrelated Body Systems)</p>	<p data-bbox="500 306 938 411">c. Nerves also carry messages from the brain to the body's muscles, tissues and organs.</p> <p data-bbox="500 520 919 726">d. The nervous system controls, coordinates and integrates all physiological processes, so that normal body functions can be maintained.</p> <p data-bbox="451 768 883 831">12. C is for the CIRCULATORY SYSTEM.</p> <p data-bbox="500 877 919 1083">a. For our purposes, the most important parts of the Circulatory System are the heart, the blood vessels (e.g., arteries, veins, capillaries, etc.) and the blood.</p> <p data-bbox="500 1125 938 1331">b. Blood is the body's primary transport mechanism: it carries food, water, oxygen, hormones, antibodies, etc. to the body's tissues and organs.</p> <p data-bbox="500 1373 902 1478">c. Blood is also primarily responsible for carrying heat throughout the body.</p> <p data-bbox="500 1520 922 1625">d. And, blood is the main transport mechanism for bringing drugs to the brain.</p> <p data-bbox="500 1667 928 1772">e. The heart, of course, pumps the blood, and causes it to circulate through the body.</p>	<p data-bbox="987 306 1406 483">CLARIFICATION: The brain uses nerves to send messages commanding the heart to beat, the fingers to move, the pupils to dilate, etc.</p> <p data-bbox="987 768 1386 940"><u>Point out</u> that this is another very important component of physiology, as far as the drug influence evaluation is concerned.</p> <p data-bbox="987 1654 1412 1936">Solicit students' comments and questions about "MURDERS, INC", the ten major systems of human physiology. Point out that much more will be said about the last two systems (Nervous and Circulatory) later in this session.</p>

Aides

Lesson Plan

Instructor Notes



VI-3D
(Homeo-
stasis).



45 Minutes

13. Homeostasis

- a. Human body is exposed to constantly changing external environment.
- b. Changes are neutralized by the internal environment - the blood.
- c. Oxygen, foods, water and other substances are constantly leaving body fluids to enter cells, while carbon dioxide and other wastes are leaving the cells to enter these fluids...
- d. Yet, the chemical composition of these fluids remains within very narrow limits.
- e. This phenomenon is called homeostasis.

C. Major Systems and Body Functions of Concern in Drug Evaluations

1. Heart and circulatory system.

Homeostasis is the dynamic balance, or steady state, involving levels of salts, water, sugars and other materials in the body's fluids.

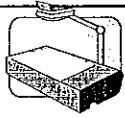
Point out that the rhythm of the heart, breathing, constancy of body temperature, and the steady level of blood pressure under specific circumstances or conditions are all manifestations of homeostatic mechanisms at work within the body.

Drugs interfere with the homeostatic mechanisms and produce signs and symptoms that can be recognized by a trained DRE.

Aides

Lesson Plan

Instructor Notes

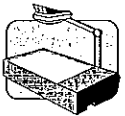


VI-4 Basic plan of the circulatory system.

- a. Circulation is a closed system, round which blood is propelled by contractions of the heart.
- b. Blood is driven into arteries, arteries divide into smaller and smaller branches and finally into meshwork of fine capillaries which pervade body tissues.
- c. Meshwork joins up again to form small veins which become larger trunks as they travel centrally towards the heart.
- d. There are two separate circulation systems:
 - (1) A systemic circulation concerned with the body as a whole and driven by the left side of the heart.
 - (2) A pulmonary circulation concerned with passage of blood through the lungs and driven by the right side of the heart.

Point out that arteries constrict to aid distribution of blood.

Point out that blood does not come into direct contact with the cells, but rather stays in the blood vessels.



VI-5 Circulatory System

- e. The heart acts as two pumps:
 - (1) Left side pumps blood through the aorta and the arteries to the tissues.
 - (2) Blood, after passing through the tissues, returns via the veins to the right side.

Consists of the left atrium and ventricle. The upper chamber (atrium) receives blood from the great veins, the lower chamber discharges blood into the great arteries.

Aides

Lesson Plan

Instructor Notes

(3) Right side pumps blood through the pulmonary artery to the lungs and returns it to the left side of the heart again via the four pulmonary veins.

f. The normal heart continues to beat regularly and continuously, with a rest interval never longer than a fraction of a second.

(1) Heart rate is the number of beats per minute.

(2) Pulse rate is the number of pulsations per minute.

(3) Blood pressure (BP) is the force of the blood circulating in the arteries.

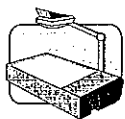
Consists of the right atrium and ventricle.

Note: The Pulmonary Artery is the only artery that carries de-oxygenated blood; all other arteries carry blood that has received fresh oxygen from the lungs. Likewise, the Pulmonary Vein is the only vein that carries blood rich in oxygen; all other veins carry blood depleted of oxygen back to the heart.


Point out that heart rate is regulated by the autonomic nervous system: sympathetic nerve fibers insure that heart beats fast enough to maintain circulation during any activity. Parasympathetic nerve fibers tend to slow the heart. This coordinated nerve supply assures that the heart does not beat too fast or too slowly.

For the DRE Program, the normal range is 60-90 pulsations per minute.

Point out that some people may exhibit irregular (or arrhythmic) heart beats, i.e., where the interval between pulses varies.



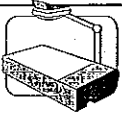
VI-6

Aides	Lesson Plan	Instructor Notes
	<p>(4) BP is categorized as systolic or diastolic BP.</p> <p>(5) Systolic pressure is the maximum force that occurs during contraction.</p> <p>(6) Diastolic pressure represents the minimum force that occurs when the heart relaxes.</p> <p>(7) Both systolic and diastolic pressures are measured and is recorded as follows: <u>120</u> systolic 80 diastolic</p> <p>2. Control systems</p> <p>a. The functions of the organs of the body are controlled in two ways:</p> <p>(1) One, by sending "chemical messengers" known as hormones via the blood stream from an endocrine gland where they are produced.</p> <p>(2) Second system of control is by means of the nervous system.</p>	<p>Ask students to define "systolic" and "diastolic".</p> <p>Point out that physical conditioning can also affect blood pressure and pulse rate.</p> <p>Demonstrate proper method of recording on flip chart or chalkboard.</p> <p>Point out that the normal range of BP varies widely based on a number of factors, including age. The normal range of systolic pressure is 120 to 140. The normal range of diastolic is 70 to 90.</p>
		<p>This is a function of the endocrine system.</p> <p>Remind students that the hormones modify the activity of specific organs.</p>


Aides

Lesson Plan

Instructor Notes



VI-7 (Nerve Concept)



VI-7



VI-7

- b. A Simplified Concept of a nerve.
- (1) The nerves that carry messages to and from the brain often are pictured as "wires" that carry electrical signals.
 - (2) A more accurate, but still simplified concept would envision a nerve as a series of broken wire segments, with the segments separated by short spaces, or gaps.
 - (3) We can imagine messages running along the "wire segments" in much the same manner that electrical impulses run along telephone wires.
 - (4) When the message reaches the end of the "wire segment", it triggers the release of chemicals that flow across the gap, and contact the next "wire segment".
 - (5) When the chemical contacts the next wire segment, it generates an electrical impulse which runs along the wire until it reaches the next gap.

CLARIFICATION: Nerves are often pictured as telephone or telegraph wires.

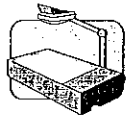
Point to a "wire segment".

Point to the close up of the gap.

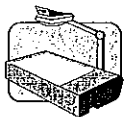
Aides

Lesson Plan

Instructor Notes



VI-8 (How a neurotransmitter works)



Point out the cell body, the axon and the dendrite on VI-8A.

(6) At that gap, the message again triggers the release of chemicals that flow across to the next "wire segment", and the process continues.

- c. In our simple model of nerves, each "wire segment" corresponds to a nerve cell, called a neuron.
- d. The chemical that flows across the gaps separating neurons is called a neurotransmitter.
- e. The body has a number of different neurotransmitter; each carries a different chemical message.
- f. Each neuron, or "wire segment" has three main parts:
 - (1) the cell body.
 - (2) the axon.
 - (3) the dendrite.
- g. The axon is the part of the neuron that sends out the neurotransmitter, or chemical messenger.
- h. The dendrite is the part that receives the neurotransmitter.
- i. The gap between two neurons is called a synapse, or synaptic gap.

Point out that this concept of a nerve as a series of separated "wire segments" is not a true physical model. But it does accurately convey the basic idea of message transmission along nerves.

Solicit students' questions about this concept.

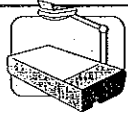
CLARIFICATION:
neurotransmitter are the body's chemical messengers.

Solicit students' questions about nerve cells (neurons).

Aides

Lesson Plan

Instructor Notes



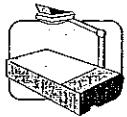
VI-9 (Classification of Nerves)

3. Classifications of nerves.
 - a. Some nerves carry messages away from the brain, to the body's muscles and organs.
 - (1) These are called Motor, or efferent nerves.
 - (2) The brain uses motor nerves to send commands to the heart to beat, the lungs to breathe, the muscles to contract or expand, and so forth.
 - b. Other nerves carry messages to the brain, i.e., from the eyes, ears and other senses, from the muscles, etc.
 - (1) These are called Sensory, or afferent nerves.
 - (2) The brain decodes the messages that come along the sensory nerves to monitor the condition of the body and of the outside world.
 - c. A Fundamental Notion: If something interferes with the messages the brain sends along the motor nerves, the brain's control over the heart, the lungs, the muscles and other organs will be distorted.

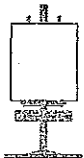
Aides

Lesson Plan

Instructor Notes



VI-10 (Motor Nerves)



d. Another Fundamental Notion: If something interferes with the messages the brain receives from the sensory nerves, the brain's perception of the outside world and of the body's status will be distorted.

e. Focus on the Motor nerves. There are two sub-systems of motor nerves.

(1) The voluntary nerves send messages to the striated muscles that we consciously control.

(2) The autonomic nerves send messages to the muscles and organs that we do not consciously control, i.e., smooth muscle and cardiac muscle.

f. The Autonomic Sub-system divides into two groups.

(1) The Sympathetic nerves command the body to react in response to fear, stress, excitement, etc.

Point out that, basically, this is how drugs work: they interfere with transmission or reception of the messages that travel along nerves.

On the chalkboard, print the word "autonomic", and draw two lines from the word one line angling down toward the left, the other angling down toward the right.

Write "Sympathetic" at the end of one line, "Parasympathetic" at the end of the other.

CLARIFICATION:
Sympathetic nerves control the body's "fight or flight" responses.

EXAMPLES: Sympathetic nerves carry the messages that cause:

- o blood pressure to elevate
- o pupils to dilate
- o sweat glands to activate
- o hair to stand on end
- o heartbeat to increase & strengthen

Aides

Lesson Plan

Instructor Notes

(2) Parasympathetic nerves carry messages that produce relaxed and tranquil activities.

g. Certain neurotransmitter (i.e., chemical messengers) aid in the transmission of messages along sympathetic and parasympathetic nerves.

h. Some drugs mimic the action of these neurotransmitters: When taken into the body, these drugs artificially cause the transmission of messages along sympathetic or parasympathetic nerves.

i. Drugs that mimic the neurotransmitter associated with sympathetic nerves are called sympathomimetic drugs.

(1) Sympathomimetic drugs artificially cause the transmission of messages that produce elevated blood pressure, dilated pupils, etc.


- o blood vessels of the skin to constrict
- o the walls of the hollow viscera to relax (inhibiting digestion)

EXAMPLES: Parasympathetic nerves carry messages that cause:

- o pupils to constrict
- o heartbeat to slow
- o peripheral blood vessels to dilate
- o blood pressure to decrease
- o digestion to be facilitated

Write "Sympathomimetic" on the chalkboard or flip chart.

Ask students to name a category of drugs that would be considered sympathomimetic.



Aides

Lesson Plan

Instructor Notes



(2) Examples: CNS Stimulants, Hallucinogens, and to some extent PCP and Cannabis.

j. Drugs that mimic neurotransmitters associated with parasympathetic nerves are called parasympathomimetic drugs.

(1) Parasympathomimetic drugs artificially cause the transmission of messages that produce lowered blood pressure, drowsiness, etc.

(2) Examples: Narcotic Analgesics and CNS Depressants.

4. Although there are more than 100 chemicals in the brain, only about two dozen probably are true neurotransmitters.

a. Among the primary neurotransmitters that have been identified are:

o Norepinephrine (also called Noradrenaline)

o Acetylcholine




Write "Parasympathomimetic" on the chalkboard or flip chart.

Ask students to name a drug category that would be considered parasympathomimetic.

Write these neurotransmitter on the chalkboard or flip chart.

Point out that Norepinephrine is a neurotransmitter that produces effects on the body that are similar to the effects produced by Adrenaline (a hormone). Many neurotransmitter correspond to hormones that produce similar effects.

Acetylcholine plays a role in muscle control, and affects neuromuscular or myoneural junctions.

Aides	Lesson Plan	Instructor Notes
<p style="text-align: center;"></p> <p>30 Minutes</p>	<ul style="list-style-type: none"> o Dopamine o Serotonin o Gama Amino Butric Acid (Abbreviated GABA) o Endorphins and Enkephalins <p>b. There are many drugs that artificially induce the effects of neurotransmitter and hormones.</p> <p>D. How Drugs Work</p> <p>1. In very simple terms, drugs usually work by artificially creating natural body reactions generally associated with the work of neurotransmitters and hormones.</p> <p>a. Therapeutic doses of legitimate prescriptive and over the counter drugs are designed to produce mild and carefully controlled simulations of the natural action of neurotransmitters and hormones.</p>	<p>Dopamine plays a role in mood control and is used in treating Parkinson Disease.</p> <p>Serotonin is a vasoconstrictor, thought to be involved in sleep, wakefulness and sensory perception. Tryptophan is a precursor to serotonin, and has been used to treat insomnia.</p> <p>GABA inhibits various neurotransmitter and also causes a release of growth hormones.</p> <p>These are the body's natural pain relievers.</p> <p>Solicit students' questions and comments about nerves and neurotransmitter.</p> <p>Ask students: What drug do many people take to overcome artificially the drowsiness they feel in the morning?</p>

Aides	Lesson Plan	Instructor Notes
	<p>b. Large, abusive doses of drugs may produce greatly exaggerated simulations of the natural action of hormones and neurotransmitters, sometimes with disastrous results.</p> <p>2. When a person takes a drug and artificially simulates the natural action of hormones and neurotransmitters, the body's dynamic balance is disrupted.</p> <p>a. The body automatically responds to the presence of the drug by producing other hormones and chemicals that can oppose the drug's effects, and bring the body back into balance.</p> <p>(1) <u>Example #1</u>: If a person takes a stimulant drug that mimics neurotransmitters associated with the sympathetic nerves, the body may react by excreting hormones that depress the bodily functions that the drug is exciting.</p> <p>(2) <u>Example #2</u>: If a person takes a drug that depresses some bodily function, the body may pour out one of its natural chemicals that stimulate that same function.</p> <p>b. An interesting situation can occur when the drug is no longer psychoactive.</p>	<p>Example: Cocaine (a sympathomimetic drug) may artificially create a message commanding the heart to beat so rapidly that cardiac arrest results.</p> <p>Remind students that the body struggles to maintain homeostasis, the dynamic balance of salts, sugars and other substances.</p> <p>If a person ingested Cocaine, for example, the Cocaine would artificially stimulate the body functions. The body would then produce hormones and neurotransmitters to slow down the body functions to try to maintain homeostasis.</p>

Aides

Lesson Plan

Instructor Notes




- (1) The chemicals produced by the body in an effort to counteract the drug may still be active.
- (2) These natural chemicals have exactly the opposite effect on the body that the drug had: after all, that is precisely why the body produced those chemicals.
- (3) As a result, the person may feel, appear and act in a manner exactly opposite to the way he or she would feel, appear and act when under the influence of the drug.

Example: Ask students if they have ever experienced this situation...After drinking several drinks, they become drowsy, go to bed and fall asleep quickly. But, after a few hours, when it is still the middle of the night, they suddenly awaken and are wide awake, unable to fall asleep again. What has happened is that the alcohol has worn off, but the natural CNS Stimulants the body produced to counteract the alcohol are still around.

- c. We call this situation being on the "downside" of the drug.

Write "Downside of the Drug" on the chalkboard or flip chart.




Aides	Lesson Plan	Instructor Notes
	<p>(1) It is not uncommon for a DRE to encounter someone on the "downside".</p>	<p>Example: with cocaine (a drug that is metabolized, or broken down by the body fairly quickly) the user may be exhibiting drowsiness and general depression by the time the DRE is called to the scene.</p>
	<p>(2) The concept of "Downside" will be especially important to us when we discuss the effects of drug combinations.</p>	<p>DRAW this diagram on the chalkboard or flip-chart:</p> <p>DREs <u>do not</u> classify a subject as being "under the influence" of the downside of a drug.</p> <p>Solicit students' questions about <u>Downside</u>.</p>
	<p>3. Another interesting effect that drugs can produce is called <u>Negative Feedback</u>.</p> <ol style="list-style-type: none"> a. By taking the drug, the person artificially simulates the action of certain hormones and/or neurotransmitters. b. If the person continues to take the drug, the body may simply cease producing the natural chemicals that the drug simulates. c. In effect, the body comes to rely on the drug to supply itself with those chemicals. 	<p>Write "Negative Feedback" on the chalkboard or flip chart.</p> <p>Write "The Body Quits Producing The Natural Chemicals" on the chalkboard or flip chart.</p>

Aides

Lesson Plan

Instructor Notes



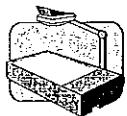
- d. One result of this may be increased tolerance to the drug: since the body isn't producing its own natural chemicals, it can more easily stand the drug.

Write "Increased Tolerance" on the chalkboard or flip chart.

Emphasize: Habitual users of drugs may develop tolerance to the drug. As a result, they may exhibit relatively little evidence of impairment on the psychophysical tests. Even tolerant drug users, when impaired, usually exhibit clinical evidence. (i.e. in the vital signs and eye signs - such as HGN)

- e. Example of Negative Feedback: When people regularly use heroin, cocaine or marijuana, their bodies may cease producing the neurotransmitters and hormones known to be crucial for proper pain relief, stress reduction, mental stability and motivation.

Point out that because of this Negative Feedback, the user becomes dependent on the drug to cope with the stresses and strains of daily life.



VI-10A
(Tolerance)



- f. Another result may be physical dependence, or addiction.
4. Why do people take drugs?
- a. In simplest terms, people take drugs because they like the feelings the drugs produce.

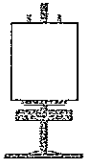
Write "Physical Dependence" on the chalkboard or flip chart.

Pose the questions to the class. Solicit responses.

Aides

Lesson Plan

Instructor Notes






- b. The artificial simulation of the natural action of hormones and neurotransmitters appears to permit the user to create any feeling or mood he or she desires.
- c. As time goes on, and negative feedback develops, the user finds that he or she can only achieve those feelings and moods if the drug is taken.
5. One final concept is important for an understanding of how drugs work.
- a. A Metabolite is a product of metabolism, the chemical changes that take place when the drug reacts with enzymes and other substances in the body.

Write "Metabolite" on the chalkboard or flip chart.


Instructor, for your information:

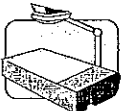
Metabolism is defined as the combined chemical and physical processes that take place in the body involving the distribution of nutrients and resulting in growth, energy production, the elimination of wastes, and other body functions. There are two basic phases of metabolism: anabolism, the constructive phase, during which small molecules resulting from the digestive process are built up into complex compounds that form the tissues and organs of the body; and catabolism, the destructive phase, during which larger molecules are broken down into simpler substances with the release of energy.

Aides	Lesson Plan	Instructor Notes
 <p data-bbox="183 989 350 1020">15 Minutes</p>   <p data-bbox="183 1346 341 1444">VI-11 (Medical Conditions)</p>	<p data-bbox="508 310 938 877"> b. The body uses chemical reactions to break down the drug, and ultimately to eliminate it. c. Sometimes, metabolites of the original drug are themselves drugs, and cause impairment. d. For example, the body quickly metabolizes heroin into morphine, and it is the morphine that actually produces the effects the heroin user experiences. </p> <p data-bbox="418 915 769 947">E. Medical Conditions</p> <p data-bbox="456 1058 906 1199"> 1. Certain medical conditions or injuries may cause signs and symptoms similar to those of drug impairment. </p> <p data-bbox="508 1482 748 1514">a. Head Trauma</p> <p data-bbox="508 1766 646 1797">b. Stroke</p>	<p data-bbox="992 310 1398 520"> Example: When we drink alcohol, we initiate a series of chemical reactions that ultimately transform the alcohol into harmless carbon dioxide and water. </p> <p data-bbox="992 772 1406 877"> Solicit students' questions and comments about how drugs work. </p> <p data-bbox="992 1058 1365 1125"> List these conditions on the chalkboard or flip chart. </p> <p data-bbox="992 1482 1406 1724"> Point out that head trauma may produce disorientation, confusion, unequal pupil size, unequal tracking ability of the eyes, or the drooping of one eyelid while the other remains normal. </p> <p data-bbox="992 1766 1406 1871"> Point out that stroke may produce many of the same indicators as will head trauma. </p>

Aides	Lesson Plan	Instructor Notes
	<p>c. Diabetes</p> <p>Insulin shock (taking too much insulin) can produce tremors, increased blood pressure, rapid respiration, lack of coordination, headache, confusion and seizures.</p> <p>d. Conjunctivitis</p> <p>e. Shock</p> <p>f. Multiple Sclerosis, and similar conditions</p> <p>g. Carbon Monoxide poisoning</p> <p>h. Seizures</p> <p>i. Endocrine disorders</p>	<p>In addition, stroke victims may have pupils that are markedly different in size, and one pupil may exhibit no visible reaction to light while the other reacts normally.</p> <p>The most common problem with diabetics arises when they take too much insulin, so that their blood sugar levels become extremely low. They may be very confused, sweat profusely, and exhibit increased pulse rate and increased blood pressure.</p> <p>Conjunctivitis is a condition caused by infection, allergy or irritation of the mucous membrane lining of the eyes, resulting in a "pink eye" appearance. A casual observer might mistake this for the bloodshot conditions associated with Cannabis or alcohol.</p> <p>A shock victim may be dazed, uncoordinated, non-responsive.</p> <p>Multiple Sclerosis is a progressive disease in which the nerve fibers of the brain and spinal cord lose their myelin cover. Some signs and symptoms are abnormal sensations in the face or extremities, weakness, double vision, ataxia, etc.</p>

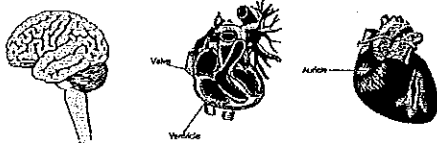
Aides	Lesson Plan	Instructor Notes
	<ul style="list-style-type: none"> j. Neurological conditions k. Psychiatric conditions l. Infections <p>2. Normal conditions can affect vital signs.</p> <ul style="list-style-type: none"> a. Exercise b. Excitement c. Fear d. Anxiety e. Depression f. Other <p>3. Point out that often times signs and symptoms can be contradictory.</p> <ul style="list-style-type: none"> a. Drug combinations may have an additive effect. b. Drug combinations may cause unexpected effects. c. Drug combinations may be used to mask symptoms. 	<p>Review physiologic changes that may be mistaken for drug induced symptoms. For example, strenuous exercise increases heart rate and rapidity and rate of respiration; surprise, fear and pain dilate the pupils markedly.</p> <p>Total effect is greater than the sum of the effects taken independently.</p> <p>For example, a CNS stimulant/ CNS depressant combination may cause the suspect to look and act like a "wide awake drunk".</p> <p>For example, a person who has been using Marijuana, Cocaine, or some other drug may also consume a moderate amount of alcohol in the hope that, if they are stopped and asked to submit to a breath test, the arresting officer will be fooled by the low to moderate BAC into thinking that the suspect is simply "slightly" impaired by alcohol alone.</p>

Aides	Lesson Plan	Instructor Notes
 10 Minutes	<p>d. Misinterpretation of symptoms of disease or injury in combination with consumption of alcohol.</p> <p>F. Summary</p> <p>1. Briefly review main points of the lesson.</p> <p>a. Basic understanding of how the body works is necessary to:</p> <ul style="list-style-type: none"> o understand why the drug evaluation is conducted in a systematic manner. o understand why the results, when viewed in their totality, provide reliable indicators of impairment within broad categories of drugs. <p>b. The body maintains homeostasis (equilibrium) by constantly adjusting to changes in the external and internal environment:</p>	<p>Suspect alcohol, however, impairment is not consistent with BAC.</p> <p>Emphasize that research in drug intoxication and the interaction with neurotransmitters and neurohormones is in its infancy. There are many unknowns!</p> <p>This limited overview will not qualify students as medical specialists!</p> <p>The knowledge gained during this session must be supplemented by additional reading and/or instruction. The body of knowledge is being constantly expanded.</p> <p>Point out that the best response to questions regarding <u>bodily functions</u> and or <u>specific drug interactions</u> is "I don't know. I conducted a series of evaluations and documented my observations. Based on my training and experience the results of my observations are consistent with those produced by persons impaired by ____."</p> <p>Point out that body functions as a total unit in an integrated and coordinated manner.</p>

Aides	Lesson Plan	Instructor Notes
 <p data-bbox="175 1451 370 1549">VI-12 (Physiological Pursuit)</p>	<p data-bbox="553 310 932 415">(1) When drugs are introduced into the body this process comes into play.</p> <p data-bbox="553 457 932 520">(2) When drugs interact in the body they tend to:</p> <ul style="list-style-type: none"> <li data-bbox="607 562 915 594">o speed things up, or <li data-bbox="607 636 932 667">o slow things down, or <li data-bbox="607 709 899 741">o confuse signals, or <li data-bbox="607 783 867 814">o block signals, or <li data-bbox="607 856 932 919">o some combination of the above. <p data-bbox="553 951 932 1087">(3) The effects of drugs can be detected and/or observed in the drug evaluation.</p> <p data-bbox="451 1129 737 1161">2. Drug evaluations</p> <p data-bbox="505 1203 889 1339">a. Detailed instructions on procedures and expected results will be covered in following sessions.</p> <p data-bbox="451 1381 792 1413">3. Physiological Pursuit</p>	<p data-bbox="987 562 1360 667">Point out that this is a very simplistic overview of how drugs work.</p> <p data-bbox="987 1276 1370 1339">Solicit and answer students' questions.</p> <p data-bbox="987 1381 1409 1549">For review of the Physiology and drugs session, questions can be asked of the students as if it were a game of Trivial Pursuit. See attachment.</p>

Session VI

Physiology and Drugs: An Overview



Physiology and Drugs: An Overview

Upon successfully completing this session, the participant will be able to:

- Explain in layman's terms the general concept of human physiology
- Explain in layman's terms the purpose and functions of major systems in the body (nervous system, circulatory system, respiratory system, etc.)

Drug Evaluation & Classification Training

VI-0A

Physiology and Drugs: An Overview (continued)

- Explain in layman's terms how drugs work in the body
- Explain in general terms how the drug evaluation is used to detect signs or symptoms indicative of drug impairment
- Correctly answer the "topics for study" questions at the end of this section

Drug Evaluation & Classification Training

VI-0B

Bodily Functions Examined During Drug Evaluation

- Central nervous system
- The eyes
- Blood pressure and pulse
- Balance and coordination
- Body temperature

Drug Evaluation & Classification Training

VI-1

Physiology:

The study of the functions of living organisms
and their parts

Drug Evaluation & Classification Training

VI-2

Murders, Inc.

Drug Evaluation & Classification Training

VI-3A

The Ten Systems of Human Physiology: *Murders, Inc.*

M is for Muscular System
 U is for Urinary System
 R is for Respiratory System
 D is for Digestive System
 E is for Endocrine System
 R is for Reproductive System
 S is for Skeletal System

I is for Integumentary System
 N is for Nervous System*
 C is for Circulatory System*

***For DRE officers, these are key systems**

Drug Evaluation & Classification Training VI-3B

Interrelated Body Systems

Drug Evaluation & Classification Training VI-3C

Homeostasis:

Dynamic balance or steady state involving levels of salts, water, sugars and other material in the body's fluids

Drug Evaluation & Classification Training VI-3D

Basic Plan of the Circulatory System

Drug Evaluation & Classification Training VI-4

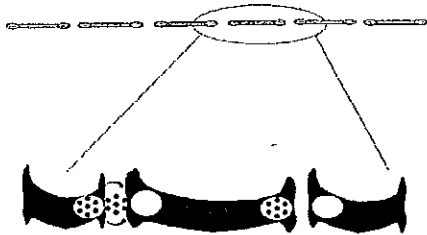
Circulatory System

Drug Evaluation & Classification Training VI-5

The Heart

Drug Evaluation & Classification Training VI-6

A Simple Concept of a Nerve



Drug Evaluation & Classification Training

VI-7

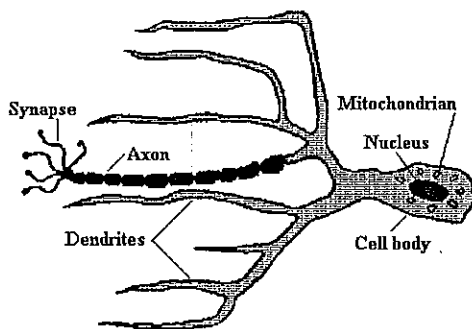
How a Neurotransmitter Works

Steps are numbered sequentially:

1. Neuron makes a neurotransmitter
2. Vesicles store neurotransmitter
3. Neurotransmitter enters gap to transmit electrical impulse to receptor site
4. Receptor performs a function

Drug Evaluation & Classification Training

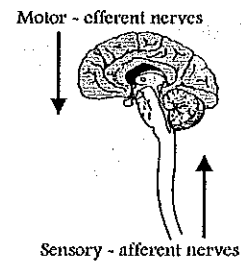
VI-8



Drug Evaluation & Classification Training

VI-8A

Classification of Nerves



Drug Evaluation & Classification Training

VI-9

Motor Nerves

- Voluntary
- Autonomic

Drug Evaluation & Classification Training

VI-10

Tolerance

- May exhibit relatively little evidence of impairment on the psychophysical tests.
- Even tolerant drug users, when impaired, usually exhibit clinical evidence (i.e. vital signs, eye signs, etc.).

Drug Evaluation & Classification Training

VI-10A

Medical Conditions

- Head Trauma
- Stroke
- Diabetes
- Conjunctivitis
- Shock
- Multiple Sclerosis, and similar conditions


Drug Evaluation & Classification Training

VI-11

Physiological Pursuit

Drug Evaluation & Classification Training

VI-12



INSTRUCTIONS FOR PHYSIOLOGICAL PURSUIT

1. Preparation and Rules of the Game
 - a. Ahead of time, secure five like items as prizes (such as lottery scratch off tickets).
 - b. Select two teams of five students each. Appoint a captain for each team. (Usually home team and visitors team. Attempt to balance teams and avoid "sharks".)
 - c. Appoint a time keeper.
 - d. Appoint a score keeper.
 - e. Select a panel of instructor judges.
 - f. On a flipchart or chalkboard, mark as follows:

Questions	Score	
	<u>Home</u>	<u>Visitor</u>
1.		
2.		
3.		
4.		
5.		
6.		
7.		
8.		
9.		
10.		
11.		
12.		
13.		
14.		
15.		

- g. Place the teams on opposite sides of the room in view of the screen.
- h. Tape the overhead with the questions to the overhead projector.

- i. Cover all the questions with two pieces of paper. When a question is selected, reveal the question using the two papers to cover all others and turn the projector on long enough to read the question and repeat it. Then turn the projector off. The team getting the question has 20 seconds to discuss and come up with the "correct" answer. The captain can answer the question or designate a team member to do so.
- j. The judges decide if the answer is correct. If not, the other team may answer. If neither team gets the answer, no points are scored and the game goes on to the next question.

2. Playing the Game

- a. To start the game, flip a coin and have the team captains call the result while the coin is in the air. The winning team captain can elect to receive or pass the first question selection to the opposing team.
- b. The selected team starts with the question selection and the selection alternates until the game ends.
- c. As the questions are selected, the score keeper crosses out those selected. He also awards one point to the team answering the question correctly.
- d. "No coaching from the audience."
- e. The team with the most points after 14 questions wins. If the score is tied, use the last question to the break tie.

QUESTIONS FOR PHYSIOLOGICAL PURSUIT

1. Name the major body systems.
Muscular, Urinary, Respiratory, Digestive, Endocrine, Reproductive, Skeletal, Integumentary, Nervous, and Circulatory.
2. What vein carries oxygenated blood?
Pulmonary vein. The pulmonary vein returns oxygenated blood from the lungs to the left side of the heart. The left side of the heart then pumps the oxygenated blood via arteries throughout the body. The pulmonary artery carries de-oxygenated blood from the right side of the heart to the lungs.
3. What is the function of the endocrine system?
The endocrine system is composed of ductless glands that release chemical messengers, called hormones, into the bloodstream. The function is the regulation of various bodily processes by the production and release of hormones.
4. Explain the "downside" effect of a drug.
The "downside" effect of a drug refers to the post euphoric stage of a drug's effects. As the effects of a drug wear off, the individual may display effects that are essentially the opposite of the "high" state that was brought about by the drug. This effect is in part due to the body's attempt to counteract the effects of a drug by releasing hormones into the bloodstream. DRE's should never write a report stating the suspect was under the influence of the "downside" of a drug.
5. Define homeostasis.
Homeostasis is basically a physiological equilibrium or dynamic balance. Homeostasis refers to the body's mechanisms that keep the levels of fluids, salts, chemicals and other internal substances in a safe balance. The regulation of temperature is an example of homeostasis at work.
6. Hair and nails are part of what system?
The Integumentary system. This system also includes the skin.
7. Name the two circulatory systems.
The systemic circulatory system, which is driven by the left side of the heart, and pulmonary circulatory system, driven by the heart's right side.
8. The functions of the organs of the body are controlled by what two systems?
The endocrine and nervous system.

9. Define synapse, axon, and dendrite.
These structures are all part of the nerve cell, or neuron. The axon is the part of the neuron that releases neurotransmitter from a terminal into the synapse. An electrical impulse causes the axon to release the neurotransmitter. The synapse is the gap between nerve cells and is also called the synaptic gap. The dendrite refers to a structure that receives the chemical message from the neurotransmitter. There are often many dendrites on each neuron. The neurotransmitter fit into receptor sites on the dendrite and cause an electrical message to be sent to the neuron's body.
10. Define neurotransmitter and hormone.
Both are chemical messengers. Neurotransmitter are chemicals that send messages within the nervous system. Hormones are released by glands in the endocrine system into the bloodstream.
11. _____ nerves carry messages AWAY from the brain to the body's muscles and organs.
Efferent, or Motor nerves. These nerves cause a motor response. Afferent nerves send sensory messages to the brain. The central nervous system interprets these messages and if appropriate, calls for a response through the efferent nerves.
12. The _____ nervous system commands the body to react to stress, fear, and excitement.
The Sympathetic nervous system, a division of the Autonomic Nervous System, produces the body's "fight or flight" response to real or perceived danger. Drugs that mimic the activation of the sympathetic nervous system are "sympathomimetics". CNS Stimulants have effects closest to the effects of sympathetic nervous system activation.
13. Explain "negative feedback."
Refers to the body's response to taking a drug that has effects similar to natural internal chemicals. After repeated exposure to the drug, the body responds by slowing, or even stopping the production of the internal chemical. In time, the body begins to rely on the drug. An example of negative feedback involving legitimate substances is insulin dependant diabetics. Once an individual begins to take insulin, the person's body will eventually stop making its own insulin. The person must obtain insulin by administering it.

14. What two types of nerves make up the autonomic nervous subsystem?
The Sympathetic and Parasympathetic nerves. The sympathetic nervous system initiates the body's "fight or flight" response to real or perceived danger. The parasympathetic nervous system parallels or balances the sympathetic nervous system. This system initiates calming and digestive processes.

15. Define metabolite.
A metabolite is the by-product of the body's chemical breakdown of various substances for elimination. Metabolites may or may not be psychoactive by themselves. Often times a toxicological analysis will disclose various metabolites of a drug, rather than the parent drug.

Two Hours

SESSION VII
EXAMINATION OF VITAL SIGNS

SESSION VII EXAMINATION OF VITAL SIGNS

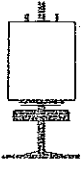
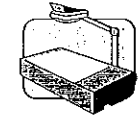


Upon successfully completing this session, the participant will be able to:

- o Explain the purposes of the various vital signs examinations in the drug evaluation and classification process.
- o Explain the administrative procedures for these examinations.
- o Explain the cues obtained from these examinations.
- o Document the examinations of vital signs accurately and completely.
- o Correctly answer the "topics for study" at the end of this Section.

Content Segments

Learning Activities

- | | |
|--------------------------------|---------------------------------|
| A. Purpose of the Examinations | o Instructor Led Presentations |
| B. Procedures and Cues | o Instructor Led Demonstrations |
| C. Demonstrations | o Audio Tape Presentation |
| D. Documentation Procedures | o Student Led Demonstrations |
| E. Practice | o Students' Hands On Practice |
| | o Reading Assignments |

Aides	Lesson Plan	Instructor Notes
  VII-0 (Session Objectives)  5 Minutes 	<p>EXAMINATIONS OF VITAL SIGNS</p> <p>A. Purposes of the Examinations</p> <ol style="list-style-type: none"> 1. The Vital Signs that are relevant to the Drug Evaluation and Classification Process include: <ol style="list-style-type: none"> a. Pulse rate b. Blood pressure c. Temperature 2. Different types of drugs affect these vital signs in different ways. <ol style="list-style-type: none"> a. Certain drugs tend to "speed up" the body and <u>elevate</u> these vital signs. b. Other drugs tend to "slow down" the body and <u>lower</u> these vital signs. 3. Systematic examination of the vital signs gives us much useful information concerning the possible presence or absence of various categories of drugs. 	<p>Total Lesson Time: Approximately 120 Minutes</p> <p>Session title on wall chart.</p> <p>Briefly review the content, objectives and activities of this session.</p> <p><u>Point out these vital signs on the wall chart.</u></p> <p><u>Clarification</u> o pulse may quicken o blood pressure may rise o temperature may rise</p> <p><u>Clarification</u> o pulse may slow o blood pressure may drop o temperature may fall</p>

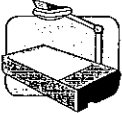
Aides

Lesson Plan

Instructor Notes



75 Minutes



VII-1 ("Pulse Definitions")

B. Procedures and Cues

1. Measurement of pulse rate.

- a. Pulse is the expansion and relaxation of an artery generated by the pumping action of the heart.
- b. Pulse Rate is the number of pulsations in an artery per minute.
- c. An artery is a strong, elastic blood vessel that carries blood from the heart to the body tissues.
- d. A vein is a blood vessel that carries blood back to the heart from the body tissues.
- e. When the heart contracts, it squeezes blood out of its chambers into the arteries.
- f. The surging blood causes the arteries to expand.

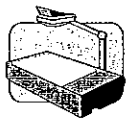
Point out that pulse rate is equal to the number of contractions of the heart per minute.

Instructor, for your information: Technically speaking, pulse rate is not quite the same thing as heart beat rate. There are rare and very serious conditions that could cause the heart to beat so weakly that it is unable to force blood through some or all arteries. In that case, there might be no discernable pulse even though the heart is beating. But with a normal, healthy heart, pulse rate will equal heart beat rate.

Aides

Lesson Plan

Instructor Notes



VII-2
("Radial
Artery")

- g. By placing your fingers on the skin next to an artery and pressing down, you can feel the artery expand as the blood surges through.
- h. By keeping your fingers on the artery and counting the number of pulses that occur in one minute, you will measure the pulse rate.
- i. Pulse is easy to measure, once you locate an artery close to the surface of the skin.
- j. One convenient pulse point involves the radial artery.
 - o The radial artery can be located in or near the natural crease of the wrist, on the side of the wrist next to the thumb.
 - o Hold your left hand out, with the palm down.
 - o Place the tips of your right hand's index finger and middle finger into the crease of your left wrist, and exert a slight pressure.
 - o Allow your left hand to curl downward.
 - o You should be able to feel the pulse in your radial artery.

Emphasize: The "surge" can be felt as the blood is squeezed from the heart through an artery. The pulse cannot be felt in a vein.

Demonstrate this, by holding your fingers on your own radial artery.

Point to the radial artery pulse point on your own wrist.

Demonstrate this.

Demonstrate this.

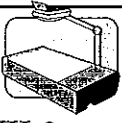
Demonstrate this.

Ask students whether they can feel their pulses. Coach any students who have difficulty in locating the pulse.

Aides

Lesson Plan

Instructor Notes



VII-3
("Brachial
Artery")

- k. Another pulse point involves the brachial artery.
- o The brachial artery can be located in the crook of the arm, halfway between the center of the arm and the side of the arm closest to the body.
 - o Hold your left hand out, with the palm up.
 - o Place the tips of your right hand's index and middle fingers into the crook of your left arm, close to the body, and exert a slight pressure.
 - o You should be able to feel the pulse in your brachial artery.
- l. Another pulse point involves the carotid artery.
- o The carotid artery can be located in the neck, on either side of the Adam's apple.
 - o Place the tips of your right hand's index and middle fingers alongside the right side of your Adam's apple.
 - o You should be able to feel the pulse in your carotid artery.

Point to the brachial artery pulse point in your own arm.

Instruct students to roll up their sleeves, if necessary, to expose their brachial artery pulse points.

Demonstrate this.

Demonstrate this.

Ask students whether they can feel their pulses. Coach any students who have difficulty locating the pulse.

Point out the carotid artery pulse point on your own neck.

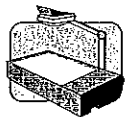
Demonstrate this.

Ask students whether they can feel their pulses. Coach any students who have difficulty locating the pulse.

Aides

Lesson Plan

Instructor Notes



VII-3A (Pulse
Technical
Terms)

- m. Basic do's and don'ts of measuring pulse.
- o Don't use your thumb to apply pressure while measuring a subject's pulse.
 - o If you use the carotid artery pulse point, don't apply pressure to both sides of the Adam's apple: this can cut off the supply of blood to the brain.
 - o When measuring the pulse rate, use time intervals of 30 seconds.
- n. Some technical terms associated with pulse rate:
- (1) Tachycardia: Abnormally rapid heart rate.
 - (2) Bradycardia: Unusually slow heart rate.
 - (3) Arrhythmia: Abnormal heart rhythm.
- o. Students' initial practice at measuring pulse rate.

Note, however, that there is wide variation in "normal" human pulse rate.

Point out that there is an artery located in the thumb close to the surface of the skin. If you apply pressure with the thumb, you may wind up measuring your own pulse when you think you are measuring the suspect's.

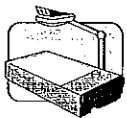
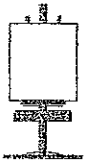
Point out that pulse rate is always expressed as "beats per minute". When you count the beats during an interval of 30 seconds, you must double the result to obtain the pulse rate.

Instruct students to work in pairs, taking turns measuring each other's pulse.

Aides

Lesson Plan

Instructor Notes



VII-4 ("Blood Pressure Definitions")

2. Measurement of blood pressure.

- a. Blood Pressure is the force that the circulating blood exerts on the walls of the arteries.
 - o Blood pressure is measured in **millimeters of mercury**.

Tell students to record on paper their partner's pulse rate.

Monitor, coach and critique the students' practice.

Allow the practice to continue for only about 5 minutes.

PRINT the following lists on the chalkboard or flip-chart:

50 or less__	76-78__
52-54__	80-82__
56-58__	84-86__
60-62__	88-90__
64-66__	92-94__
68-70__	96-98__
72-74__	100 or more__


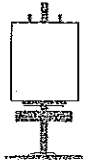
TABULATE the numbers of students whose pulse rates were in each of the listed intervals.

POINT OUT that the "normal range" of pulse rate is 60-90 beats per minute.

Aides

Lesson Plan

Instructor Notes



- o Example: a blood pressure of 120 means that the blood is pressing on the walls of the artery with enough force to push liquid mercury 120 millimeters up a glass tube.
 - o We commonly abbreviate "millimeters of mercury" as **mmHg**.
- b. Blood Pressure changes constantly as the heart contracts and relaxes.
 - c. Blood Pressure reaches its maximum as the heart contracts and sends the blood surging through the arteries. This is called the systolic pressure.
 - d. Blood Pressure reaches its minimum when the heart is fully expanded. This is called the diastolic pressure.
 - e. It is always necessary to measure and record both the systolic and diastolic blood pressure.
 - f. The device used for measuring blood pressure is called a sphygmomanometer.

Point out that 120 millimeters is approximately four and three-quarter inches.

Print "mmHg" on the chalkboard or flip-chart.

Instructor, for your information: "Hg" is the chemical symbol for the element mercury. It comes from Hydrargyrum, the Latin word for mercury.

Remind students that "systolic" is the higher number, "diastolic" the lower number.

Memory aid:
Systolic: "S" for "Superior"
Diastolic: "D" for "Down"

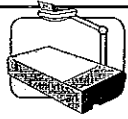
Exhibit a sphygmomanometer.

Aides	Lesson Plan	Instructor Notes
	<p>g. The sphygmomanometer has a special cuff that can be wrapped around the subject's arm and inflated with air pressure.</p> <p>h. As the pressure in the cuff increases, the cuff squeezes tightly on the arm.</p> <p>i. When the pressure gets high enough, it will squeeze the artery completely shut.</p> <p>j. Blood will cease flowing through the brachial artery. And, since the brachial artery "feeds" the radial artery, blood will also cease flowing through the radial artery.</p> <p>k. If we <u>slowly</u> release the air in the cuff, the pressure on the arm and on the artery will start to drop.</p>	<p><u>Write</u> "SPHYGMOMANOMETER" on the chalkboard or flip chart.</p> <p><u>Select</u> a student to come before the class. Have the student sit in a chair facing the class, and roll up a sleeve (if necessary) to expose a bicep.</p> <p>Advise students to check for birth control implants in the upper left arm. If subject has an implant, blood pressure should be taken on the right arm and documented.</p> <p><u>Instruct</u> the student to elevate the arm and squeeze the fist several times; explain that this helps to drain blood from the arm.</p> <p><u>Wrap</u> the cuff around the student volunteer's arm and inflate it.</p> <p><u>Ask</u> the student volunteer whether they can feel the pressure of the cuff.</p> <p><u>Ask</u> students: "What artery is located in the crease of the elbow?" (<u>Point</u> to that location on the student volunteer's arm).</p> <p><u>Release</u> the pressure in the cuff on the student volunteer's arm.</p>

Aides

Lesson Plan

Instructor Notes



VII-5 ("The Basics of Blood Pressure Measurement")

- m. Overview of procedures for measuring blood pressure.
- o Apply enough air pressure to the cuff to cut off the flow of blood through the artery.
 - o Slowly release the air pressure until the blood just begins to spurt through the artery: that level will be the systolic pressure.
 - o Continue to release the air pressure until the blood flows continuously through the artery: that level will be the diastolic pressure.
- n. We can listen to the spurting blood, using a stethoscope.
- o Apply the stethoscope to the skin directly above the artery.
 - o Apply pressure to the cuff, enough to cut off the flow of blood.

Demonstrate, using the student-volunteer (apply pressure to the cuff).

Slowly release the pressure in the cuff.

Ask students:

- (1) "How can we tell when the blood starts to spurt through the artery?"
- (2) "How can we tell when the blood is flowing continuously through the artery?"

Exhibit a stethoscope.

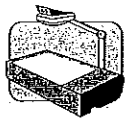
Demonstrate, using the student volunteer.

Inflate the cuff on the student volunteer's arm.

Aides

Lesson Plan

Instructor Notes



VII-6
("Korotkoff
Sounds")

- o When no blood is flowing through the artery, we hear nothing through the stethoscope.
- o Slowly release the air from the cuff, letting the pressure start to drop.
- o When we drop to the systolic pressure, we start to hear a spurting sound.
- o As we continue to allow the air pressure to drop, the surges of blood become steadily longer.
- o When we drop to the diastolic pressure, the blood flows steadily and all sounds cease.
- o. The sounds that we listen to are called Korotkoff Sounds. They are divided into 5 phases.
 - o Phase 1 - the first appearance of clear, tapping sounds that gradually increase in intensity.
 - o Phase 2 - the sounds change to a murmur and take on a swishing quality.
 - o Phase 3 - the sounds develop a loud, knocking quality (not quite as clear as the Phase 1 sounds).

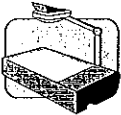

Release the air in the cuff.

NOTE: This begins as a clear, tapping sound.

NOTE: The sounds take on a swishing quality, and become fainter.

Excuse the student volunteer and thank them for participating.

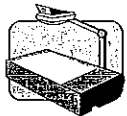
Point out that the beginning of Phase 1 corresponds to the systolic pressure.

Aides	Lesson Plan	Instructor Notes
 <p>VII-7 ("Sphygmoma nometer")</p>  <p>VII-7</p>	<ul style="list-style-type: none"> o Phase 4 - the sounds become muffled and again have a faint swishing quality. o Phase 5 - the sounds cease. q. Familiarization with the sphygmomanometer. <ul style="list-style-type: none"> o The <u>compression cuff</u> contains an inflatable rubber bladder. o A tube connects the bladder to the <u>manometer</u>, or pressure gauge. o Another tube connects the bladder to the <u>pressure bulb</u>, which can be squeezed to inflate the bladder. o The <u>pressure control valve</u> permits inflation of the bladder and regulates the rate at which the bladder is deflated. 	<p><u>Point out</u> that the beginning of Phase 5 corresponds to the diastolic pressure.</p> <p><u>Hand out</u> stethoscopes and sphygmomanometers (one per each student is desirable. At a minimum, there should be one for every four students).</p> <p><u>Point out</u> the components of the sphygmomanometer on visual.</p> <p>Point out that blood pressure cuffs come in three sizes, child, adult and extra large, depending on the size of the bladder.</p> <p><u>Clarification:</u> The manometer displays the air pressure inside the bladder. In the DRE Program, we use an aneroid (without fluid) pressure gauge.</p>

Aides

Lesson Plan

Instructor Notes



VII-8
("Details")

- To inflate the bladder, the pressure control valve must be twisted all the way to the right.
- When the valve is twisted all the way to the right, air can be pumped into the bladder, but no air can escape from the bladder.
- To deflate the bladder, twist the valve to the left.
- The more the valve is twisted to the left, the faster the bladder will deflate.

- r. Details of blood pressure measurement.
 - o If it proves difficult to hear the Korotkoff sounds, simply have the subject elevate the arm and squeeze the fist several times, to drain the arm: this will make the Korotkoff sounds louder.
 - o The manometer (pressure gauge) may be clipped on the subject's sleeve, so that it is readily viewable.
 - o Twist the pressure control valve all the way to the right.

Demonstrate this.

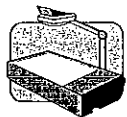
Select a student to serve as a blood pressure subject. Demonstrate the procedures using the student.

Aides	Lesson Plan	Instructor Notes
	<ul style="list-style-type: none"> o Put the stethoscope earpieces in your ears. o Place the diaphragm or bell of the stethoscope over the brachial artery. o Rapidly inflate the bladder to a pressure of at least 180. o Twist the pressure control valve slightly to the left to release the pressure slowly. o Keep your eyes on the gauge and listen for the Korotkoff sounds. 	<p><u>Make sure</u> the earpieces are turned forward, i.e., toward the nose.</p> <p><u>Point out</u> that, if the subject's blood pressure is very elevated, it may be necessary to inflate the bladder to a higher pressure.</p> <p>EMPHASIZE the need to release the pressure <u>slowly</u>. If the pressure drops too fast, the needle will sweep down the gauge too quickly to be read accurately.</p> <p>The pressure should be released at a speed that takes one full second for the needle to move a single gradation (i.e., 2 millimeters of mercury) on the gauge.</p> <p><u>Point out</u> that the needle on the pressure gauge generally will "bounce" slightly when blood starts to spurt through the artery.</p> <p>Excuse the student and thank him or her for participating. <u>Solicit</u> students' questions concerning these procedures.</p> <p><u>Point out</u> that "normal" values of blood pressure are: Systolic 120 - 140 Diastolic 70 - 90</p>

Aides

Lesson Plan

Instructor Notes



VII-9 (Blood Pressure Technical Terms)


- s. Do's and Don'ts of blood pressure measurement.
 - o If you inflate the bladder and then need to repeat the measurement, wait at least three minutes to allow the subject's artery to return to normal.
 - o Hold the bell of the stethoscope with your fingers; don't slide it under the cuff: that will distort the measurement.
- t. Some technical terms associated with blood pressure:
 - (1) Hypertension: Abnormally high blood pressure.
 - (2) Hypotension: Abnormally low blood pressure.
- u. Students initial practice at measuring blood pressure.



Note, however, that "normal" people can have significantly different blood pressures: there is wide variation in human blood pressure.

If at least one sphygmomanometer and stethoscope are available for every two students, instruct students to practice in pairs. Otherwise, assign students to practice in teams of 3 or 4 members.

Monitor, coach and critique the students' practice.

Allow this practice to continue for only about 10 minutes.

Aides	Lesson Plan	Instructor Notes
 15 Minutes	<ol style="list-style-type: none"> 3. Measurement of temperature. <ol style="list-style-type: none"> a. Temperature is measured orally using an electronic thermometer. b. Make sure that a fresh disposable mouthpiece is used each time. C. Demonstrations <ol style="list-style-type: none"> 1. Pulse rate measurement demonstrations. <ol style="list-style-type: none"> a. Radial artery pulse point. <u>Instruct</u> the first student to measure the second student's pulse using the radial artery pulse point. (<u>Simultaneously</u>, the instructor should measure the subject's pulse using a carotid artery pulse point). b. Carotid artery pulse point. 2. Blood pressure measurement demonstrations. 	<p><u>Exhibit</u> this.</p> <p>Solicit students' comments and questions concerning this overview of procedures and cues.</p> <p><u>Select</u> two students to come before the class.</p> <p><u>Instruct</u> the second student to measure the first student's pulse using the carotid artery pulse point. (<u>Simultaneously</u>, the instructor should measure the subject's pulse using a radial artery pulse point.)</p> <p>Excuse the two students and thank them for participating.</p> <p><u>Select</u> two other students to come before the class.</p> <p><u>Instruct</u> the first student to measure the second student's blood pressure.</p> <p>Have the students reverse roles.</p>

Aides	Lesson Plan	Instructor Notes
 5 Minutes	D. Documentation Procedures	<p>Excuse the two students and thank them for participating.</p> <p><u>Review</u> the sections of the Standardized Form used to record vital signs measurements.</p>
 20 Minutes	E. Practice	<p>Instruct students to practice in teams of 2-4 members, taking turns measuring each other's vital signs.</p> <p><u>Monitor</u>, coach and critique the students' practice.</p>

Session VII

Examinations of Vital Signs



Examination of Vital Signs

Upon successfully completing this session, the participant will be able to:

- Explain the purposes of the various vital signs examinations in the drug evaluation and classification process
- Explain the administrative procedures for these examinations
- Explain the cues obtained from these examinations
- Document the examinations of vital signs accurately and completely
- Correctly answer the "topics for study" at the end of this section

Drug Evaluation & Classification Training

VII-0


Definitions Concerning "Pulse"

- Pulse
 - The expansion and relaxation of an artery due to the pumping action of the heart
- Pulse Rate
 - The number of pulsations in an artery per minute
- Artery
 - A strong, elastic blood vessel that carries blood from the heart to the body's tissues
- Vein
 - A blood vessel that carries blood back to the heart from the body's tissues

Drug Evaluation & Classification Training

VII-1

Radial Artery Pulse Point



Drug Evaluation & Classification Training

VII-2

Brachial Artery Pulse Point



Drug Evaluation & Classification Training

VII-3

Technical Terms Associated With Pulse Rate

- Tachycardia
 - Abnormally rapid heart rate
- Bradycardia
 - Abnormally slow heart rate
- Arrhythmia
 - Abnormal heart rate rhythm

Drug Evaluation & Classification Training

VII-3A

Definitions Concerning Blood Pressure

- **Blood Pressure**
The force that the circulating blood exerts on the walls of the arteries
- **Systolic Pressure**
The maximum blood pressure, reached as the heart contracts
- **Diastolic Pressure**
The minimum pressure, reached when the heart is fully expanded

Drug Evaluation & Classification Training

VI-4

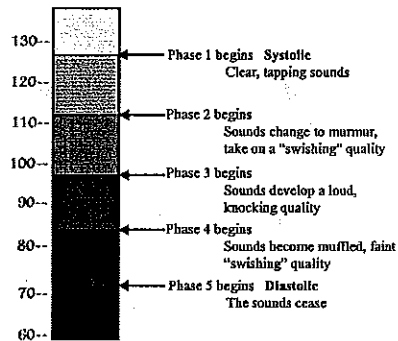
The Basics of Blood Pressure Measurement

- Apply enough air pressure to cut off the flow of blood through the artery
- Slowly release the air, 2 mmHg per second, until the blood just begins to spurt through the artery: that will be the systolic pressure
- Continue to release the air until the blood flows continuously: that will be the diastolic pressure

Drug Evaluation & Classification Training

VI-5


Korotkoff Sounds



Drug Evaluation & Classification Training

VI-6

Sphygmomanometer



Drug Evaluation & Classification Training

VI-7

Details of Blood Pressure Measurement

1. Position cuff on bicep so that tubes extend down middle of arm
2. Wrap cuff snugly around bicep
3. Clip manometer to subject's sleeve
4. Twist pressure control valve all the way to the right
5. Put stethoscope earpieces in your ears
6. Place stethoscope over brachial artery
7. Rapidly inflate bladder to 180 mmHg
8. Twist the valve slightly to the left
9. Keep your eyes on the gauge and listen for the Korotkoff sounds



Drug Evaluation & Classification Training

VI-8

Technical Terms Associated With Blood Pressure

- **Hypertension**
Abnormally high blood pressure
- **Hypotension**
Abnormally low blood pressure

Drug Evaluation & Classification Training

VI-9

One Hour and Forty-Five Minutes

SESSION VIII
DEMONSTRATIONS OF THE
EVALUATION SEQUENCE

SESSION VIII DEMONSTRATIONS OF THE EVALUATION SEQUENCE


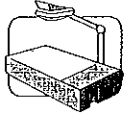


Upon successfully completing this session, the participant will be able to describe the sequence in which examinations and other activities are performed in the Drug Evaluation and Classification process.

Content Segments

- A. Live Demonstrations
- B. Video Demonstrations

Learning Activities

- o Instructor Led Presentations
- o Instructor Led Demonstrations
- o Video Presentations
- o Reading Assignments


Aides	Lesson Plan	Instructor Notes
  <p data-bbox="175 600 315 701">VIII-0 (Session Objective)</p>   <p data-bbox="175 884 342 911">70 Minutes</p>	<p data-bbox="415 310 834 380">DEMONSTRATIONS OF THE EVALUATION SEQUENCE</p> <p data-bbox="415 741 786 768">A. Live Demonstrations</p> <p data-bbox="448 1520 854 1547">1. Preliminary Examination.</p> <p data-bbox="500 1589 867 1617">a. Preliminary eye checks</p> <ul style="list-style-type: none"> <li data-bbox="548 1665 802 1692">o equal tracking <li data-bbox="548 1701 818 1728">o equal pupil size <li data-bbox="548 1736 737 1764">o blindness <li data-bbox="548 1772 704 1799">o eyelids <li data-bbox="548 1808 818 1871">o initial check for Nystagmus 	<p data-bbox="987 310 1365 380">Total Lesson Time: Approximately 105 Minutes</p> <p data-bbox="987 422 1349 449">Session title on wall chart.</p> <p data-bbox="987 491 1370 590"><u>Briefly</u> review the objective, content and activities of this session.</p> <p data-bbox="987 741 1414 1125">For these Live Demonstrations, students must be grouped into teams of not more than 12 members. Each team must be taken to a separate classroom. At least two instructors must work with each team. This is to ensure that all students have the opportunity for a close and detailed observation of the demonstrations.</p> <p data-bbox="987 1167 1386 1341"><u>NOTE:</u> Instructors should conduct at least two <u>complete</u> demonstrations of the evaluation sequence, articulating each step in the process.</p> <p data-bbox="987 1383 1398 1482"><u>Instruct</u> students to follow along with copies of the report form.</p> <p data-bbox="987 1524 1398 1698">Select a student <u>or one of the volunteer drinkers for Session XII (prior to drinking)</u> to serve as the "subject" for the preliminary examination.</p> <p data-bbox="987 1740 1414 1871"><u>Ask</u> each question, exactly as it should be asked during an actual preliminary examination.</p>

Aides	Lesson Plan	Instructor Notes
	b. First measurement of pulse rate.	<p><u>Explain</u> the kinds of clues and evidence that may be gleaned during the preliminary examination.</p> <p><u>Check</u> the student subject's eyes for tracking, equal pupil size, eyelids.</p> <p><u>Conduct</u> a check of the student subject's pulse.</p> <p><u>Solicit</u> students' comments or questions about the preliminary examination.</p> <p>Excuse the student subject and thank them participating in the demonstration.</p>
	<p>2. Eye Examinations (Room Light).</p> <p>a. Horizontal Gaze Nystagmus</p> <p>b. Vertical Gaze Nystagmus</p> <p>c. Lack of Convergence</p>	<p>Select another student <u>or a volunteer drinker</u> to serve as the "subject" for the eye examinations.</p> <p><u>Conduct</u> a complete demonstration of an eye examination.</p> <p><u>Explain</u> the kinds of clues and other evidence that may be gleaned during the eye examinations.</p> <p><u>Solicit</u> students' comments or questions about the eye examinations.</p> <p>Excuse the student subject and thank him or her for participating in the demonstration.</p>

Aides	Lesson Plan	Instructor Notes
	<p>3. Psychophysical Tests.</p> <ul style="list-style-type: none"> a. Romberg Balance b. Walk and Turn c. One Leg Stand d. Finger to Nose <p>4. Vital Signs Examinations.</p> <ul style="list-style-type: none"> a. Blood Pressure b. Temperature c. Second Check of Pulse 	<p>Select another student <u>or a volunteer drinker</u> to serve as the "subject" for the psychophysical tests.</p> <p><u>Conduct</u> a complete set of psychophysical tests on the student subject.</p> <p><u>Explain</u> the kinds of clues and other evidence that may be gleaned during the psychophysical tests.</p> <p>Solicit students' comments or questions about the psychophysical tests.</p> <p>Excuse the student subject and thank them for participating in the demonstration.</p> <p><u>Select</u> another student to serve as the "subject" for the vital signs examination.</p> <p><u>Conduct</u> a complete set of vital signs examinations on the student subject.</p> <p><u>Explain</u> the kinds of clues and other evidence that may be gleaned during the vital signs examinations.</p> <p><u>Solicit</u> students' comments or questions about the vital signs examination.</p> <p>Excuse the student subject, and thank them participating in the demonstration.</p>

Aides	Lesson Plan	Instructor Notes
	<p>5. Dark Room Examinations.</p> <p>a. Pupil Size Examinations</p> <ul style="list-style-type: none"> o room light o darkness o direct light <p>b. Reaction to Light</p> <p>c. Check of Nasal Area</p> <p>d. Check of Oral Cavity</p> <p>6. Examination for Muscle Tone and Injection Sites; Third Check of Pulse.</p>	<p><u>Point out</u> that this portion of the Drug Evaluation and Classification Process is to be carried out in a darkened room.</p> <p>However, this demonstration will be conducted in normal room light, so that all students can observe the proper procedures for using the pen light.</p> <p><u>Select</u> another student to serve as the "subject" for the dark room examination.</p> <p><u>Conduct</u> a complete set of "dark room" examinations on the student subject.</p> <p><u>Explain</u> the kinds of clues and other evidence that may be gleaned during the dark room examinations.</p> <p>Point out that the checks of the oral and nasal cavities actually are part of the examination for <u>signs of ingestion</u>.</p> <p><u>Solicit</u> students' comments or questions about the dark room examinations.</p> <p>Excuse the student subject and thank them for participating in the demonstration.</p> <p><u>Select</u> another student to serve as the "subject" for this portion of the examination.</p>

Aides	Lesson Plan	Instructor Notes
	<p>7. Final Interview.</p> <p>a. Statements made by subject</p> <p>b. Behavior during entire evaluation</p> <p>8. Opinions of Evaluator.</p>	<p><u>Point out</u> that heroin is <u>not</u> the only drug that abusers inject: "Puncture marks" in the skin may also be found on the arms (and elsewhere) of abusers of several other drugs.</p> <p><u>Explain</u> how to check for injection sites and muscle rigidity.</p> <p><u>Conduct</u> a complete examination for injection sites and muscle rigidity on the student subject.</p> <p><u>Solicit</u> students' comments or questions about this portion of the examination.</p> <p>Excuse the student subject, and thank them participating in the demonstration.</p> <p><u>Explain</u> the kinds of clues and other evidence that may be gleaned during the final interview.</p> <p><u>Give</u> examples of typical statements or behaviors of drug impaired subjects.</p> <p><u>Solicit</u> students' comments or questions about the final interview.</p> <p><u>Point out</u> that students subsequently will learn the clues and indicators of the various categories of drugs.</p> <p><u>Solicit</u> students' comments and questions concerning the entire Drug Evaluation and Classification Process.</p>

Aides	Lesson Plan	Instructor Notes
 10 Minutes	B. Review of the 12-Step Process (Video)	<u>NOTE:</u> Be sure to conduct at least two complete, live demonstrations of the Drug Evaluation and Classification Process.

Session VIII

Demonstrations of the Evaluation Sequence




Demonstrations of the Evaluation Sequence

Upon successfully completing this session,
the participant will be able to:

- Describe the sequence in which examinations and other activities are performed in the Drug Evaluation and Classification process

Drug Evaluation & Classification Training

VIII-O



One Hour and Forty-Five Minutes

SESSION IX

CENTRAL NERVOUS SYSTEM DEPRESSANTS

SESSION IX CENTRAL NERVOUS SYSTEM DEPRESSANTS




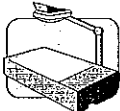
Upon successfully completing this session, the participant will be able to:

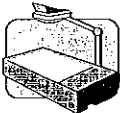

- o Explain a brief history of the CNS Depressant category of drugs.
- o Identify common drug names and terms associated with this category.
- o Identify common methods of administration for this category.
- o Explain the symptoms, observable signs and other effects associated with this category.
- o Explain the typical time parameters, i.e., onset and duration of effects, associated with this category.
- o State the clues that are likely to emerge when the drug evaluation and classification process is conducted for a person under the influence of this category of drugs.
- o Correctly answer the "topics for study" questions at the end of this Section.

Content Segments


Learning Activities

- | | | | |
|----|------------------------------------|---|--|
| A. | Overview of the Category | o | Instructor Led Presentations |
| B. | Possible Effects | o | Review of Drug Evaluation and Classification Exemplars |
| C. | Onset and Duration of Effects | o | Reading Assignments |
| D. | Overdose Signs and Symptoms | o | Video Presentations |
| E. | Expected Results of the Evaluation | o | Slide Presentations |

Aides	Lesson Plan	Instructor Notes
  IX-0A&B (Session Objectives)  20 Minutes	<p>CENTRAL NERVOUS SYSTEM DEPRESSANTS</p> <p>A. Overview of the Category.</p> <ol style="list-style-type: none"> 1. Central Nervous System Depressants slow down the operations of the brain. <ol style="list-style-type: none"> a. Depressants first affect those areas of the brain that control a person's conscious, voluntary actions. b. As the dose is increased, depressants begin to affect the parts of the brain that control the body's automatic processes. <ol style="list-style-type: none"> o heartbeat o respiration o etc. 2. The CNS depressant category includes the single most commonly abused drug in America. <ol style="list-style-type: none"> a. Alcohol has been used and abused since prehistoric times. b. Alcohol and its effects are familiar to most Americans. 	<p>Total Lesson Time: Approximately 105 Minutes</p> <p>Session title on wall chart.</p> <p><u>Briefly</u> review the objectives, content and activities of this session.</p> <p>Point out that other common names for CNS Depressants are "downers" and "sedative-hypnotics".</p> <p>Judgment, inhibitions and reaction time are some of the things that CNS Depressants affect first.</p> <p><u>Ask</u> this question: "What is the single most commonly abused drug?"</p>
 IX-1 ("Alcohol - - The Most Familiar CNS Depressant")		

Aides	Lesson Plan	Instructor Notes
 <p data-bbox="181 772 370 1014">IX-2 ("Chloral Hydrate -- The First CNS Depressant Other Than Alcohol")</p>	<p data-bbox="511 306 943 516">c. Alcohol is a model for the CNS depressant category: with some exceptions, all depressants produce effects that are quite similar to the effects of alcohol.</p> <p data-bbox="459 558 950 657">3. Non-Alcohol CNS depressants have been around for more than 150 years.</p> <p data-bbox="511 699 917 798">a. The first non-alcohol CNS depressant was <u>chloral hydrate</u>.</p> <p data-bbox="511 840 906 873">b. It was developed in 1832.</p> <p data-bbox="511 947 951 1083">c. It is commonly referred to as "Mickey Finn" or "Knockout drops" because of its fast acting effects.</p> <p data-bbox="511 1125 898 1224">d. Chloral hydrate is still produced and prescribed today.</p>	<p data-bbox="998 306 1425 405"><u>Point out</u> that the remainder of this session will focus on the non-alcohol CNS depressants.</p> <p data-bbox="998 840 1390 905">Chloral Hydrate was derived from alcohol.</p> <p data-bbox="998 947 1385 1083"><u>Clarification:</u> "Mickey Finn" was a well known British prizefighter of the 19th Century.</p> <p data-bbox="998 1125 1409 1224">"Felsule" and "Noctec" are two registered brand names of chloral hydrate.</p>
 <p data-bbox="181 1339 375 1514">IX-3 (Major Types of Non-Alcohol CNS Depressants).</p>	<p data-bbox="459 1266 938 1365">4. There are six major subcategories of CNS depressants other than alcohol.</p> <p data-bbox="511 1407 946 1724">a. Barbiturates</p> <ul style="list-style-type: none"> <li data-bbox="565 1482 837 1547">o derivatives of barbiturate acid <li data-bbox="565 1589 914 1623">o first produced in 1864 <li data-bbox="565 1665 946 1730">o in very common use and abuse today <p data-bbox="511 1772 800 1799">b. Non-barbiturates</p> <ul style="list-style-type: none"> <li data-bbox="565 1841 902 1934">o synthetic compounds with a variety of chemical structures 	<p data-bbox="998 1407 1406 1543">More than 250 different barbiturates have been produced. Of these, about 50 have been accepted for medical use.</p> <p data-bbox="998 1841 1422 1934"><u>Note:</u> Chloral Hydrate belongs to the non-barbiturate subcategory.</p>

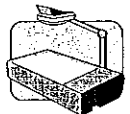
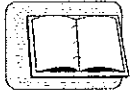
Aides	Lesson Plan	Instructor Notes
	<ul style="list-style-type: none"> o avoid some of the undesirable side effects of barbiturates o still produce physical and psychological dependence. c. Anti-Anxiety Tranquilizers <ul style="list-style-type: none"> o first produced in 1950 o in very wide spread use o frequently abused d. Anti-depressants <ul style="list-style-type: none"> o sometimes called the "mood elevators" e. Anti-psychotic tranquilizers <ul style="list-style-type: none"> o sometimes called the "major tranquilizers" o Anti-Psychotic Tranquilizers were first introduced in the early 1950's. They provide a way to manage schizophrenia and other mental disorders, and allow psychiatric patients to be released from hospitals and to lead fairly normal lives. 	<p>i.e. sleepiness or drowsiness</p> <p>The Anti-Anxiety Tranquilizers are also know as the "Minor Tranquilizers"; They include the group of drugs known as the "Benzodiazepines", examples of which are Valium, Xanax and Librium.</p> <p><u>Point out</u> that it is not a contradiction to call one sub-category of CNS Depressants the <u>Anti</u>-depressants. It is <u>psychological</u> depression that they are "anti". Prozac is an anti-depressant but generally doesn't have psycho-active properties or side effects.</p> <p><u>Point out</u> that the anti-psychotic tranquilizers are generally more powerful than the anti-anxiety tranquilizers.</p> <p>The most familiar Anti-Psychotic Tranquilizer is "Thorazine".</p>

Aides	Lesson Plan	Instructor Notes
 <p data-bbox="181 877 272 907">IX-4A</p>	<p data-bbox="511 310 917 378">f. Combinations of the other five subcategories.</p> <p data-bbox="462 420 909 487">5. Examples of specific common CNS Depressants.</p> <p data-bbox="511 808 795 840">a. The Barbiturates</p> <ul style="list-style-type: none"> <li data-bbox="560 877 933 1087">o <u>Secobarbital</u> (Trade name "Seconal") (Street names "reds"; "red devils"; "RDs"; "fender benders"; "F-40s") <li data-bbox="560 1129 941 1302">o <u>Pentobarbital</u> (Trade name "Nembutal") (Street names "yellows"; "yellow jackets") <li data-bbox="560 1344 925 1480">o <u>Amobarbital</u> (Trade name "Amytal") (Street names "blues"; "blue heavens") <li data-bbox="560 1522 933 1690">o <u>Amosecobarbital</u> (Trade name "Tuinal") (Street names "rainbows"; "Christmas trees") <li data-bbox="560 1732 885 1869">o <u>Phenobarbital</u> (Many trade names) (Street name "pink ladies") 	<p data-bbox="998 420 1356 487"><u>Note:</u> Briefly review these examples.</p> <p data-bbox="998 525 1396 766"><u>Emphasize</u> that students are <u>not</u> expected to memorize the names of these various CNS depressants. <u>But</u>, if they see these names, they should be able to recognize them as depressants.</p> <p data-bbox="998 882 1380 945">Mainly manufactured by Eli Lilly Pharmaceutical Co.</p> <p data-bbox="998 987 1396 1081">The code "F40" is used by Eli Lilly to designate one capsule version of Seconal.</p> <p data-bbox="998 1123 1421 1186">Mainly manufactured by Abbot Pharmaceutical Co.</p> <p data-bbox="998 1344 1380 1407">Mainly manufactured by Eli Lilly.</p> <p data-bbox="998 1522 1404 1617">Manufactured by Eli Lilly <u>Note:</u> this is a combination of Amobarbital <u>and</u> Secobarbital.</p> <p data-bbox="998 1732 1356 1827">Manufactured by many companies, one of which is Smith, Kline and French.</p>

Aides

Lesson Plan

Instructor Notes



IX-4B

b. The Non-Barbiturates

- o Chloral hydrate
(Trade names "Felsule";
"Noctec")
(Street names "Knock
out drops"; "Mickey
Finn")
- o Glutethimide
(Trade name "Doriden")
- o Methyprylon
(Trade Name "Noludar")
- o Methaqualone
(Trade names "Parest";
"Quaalude"; "Sopor"
"Optimil"; "Mandrax")
(Street name "ludes")
- o Ethchlorvynol
(Trade name "Placidyl")
- o Diphenhydramine
Hydrochloride
(Trade names
"Benadryl"; "Somnex")
- o Ethinamate
(Trade name "Valmid")

Phenobarbital has been called the "Model T" of sedatives: it was first introduced in 1912.

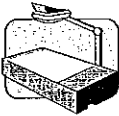
According to the "Physician's Guide to Psychoactive Drugs", 1 ounce of 80-proof alcohol is equivalent to about 15 milligrams of Phenobarbital.

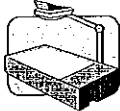
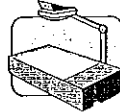
If available: display 35mm slides of these various drugs.

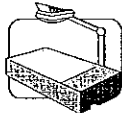

Point out that primary medical use for the Non-Barbiturates is the treatment of insomnia.

Note: the absence of street names implies only that illicitly manufactured versions of these drugs are not common. The legally manufactured versions are abused, however.


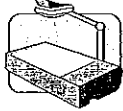
Note: methaqualone continues to be pharmaceutically manufactured in Mexico, trade name "Mandrax".


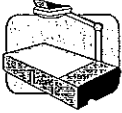
Aides	Lesson Plan	Instructor Notes
 <p data-bbox="181 919 269 947">IX-4C</p>	<ul style="list-style-type: none"> <li data-bbox="561 312 902 380">o <u>Paraldehyde</u> (Trade name "Paral") <li data-bbox="561 422 902 489">o <u>Carisoprodol</u> (Trade name "Soma") <li data-bbox="561 531 943 632">o <u>Diphenylhydantoin</u> <u>Sodium</u> (Trade name "Dilantin") <li data-bbox="561 674 902 810">o <u>Gamma-</u> <u>Hydroxybutyrate</u> (Street name "GHB", "Liquid X") <li data-bbox="509 852 797 919">c. The Anti-Anxiety Tranquilizers <ul style="list-style-type: none"> <li data-bbox="561 961 943 1029">o <u>Chlordiazepoxide</u> (Trade name "Librium") <li data-bbox="561 1071 930 1138">o <u>Diazepam</u> (Trade name "Valium") <li data-bbox="561 1180 919 1247">o <u>Alprazolam</u> (Trade name "Xanax") <li data-bbox="561 1289 924 1356">o <u>Lorazepam</u> (Trade name "Ativan") <li data-bbox="561 1398 935 1465">o <u>Triazolam</u> (Trade name "Halcion") <li data-bbox="561 1507 792 1608">o <u>Flurazepam</u> (Trade name "Dalmane") <li data-bbox="561 1650 938 1717">o <u>Estazolam</u> (Trade name "ProSom") <li data-bbox="561 1759 938 1827">o <u>Temazepam</u> (Trade name "Restoril") <li data-bbox="561 1869 911 1936">o <u>Oxazepam</u> (Trade name "Serax") 	<p data-bbox="997 312 1390 380"><u>If available:</u> display 35mm slides of these various drugs.</p> <p data-bbox="997 953 1403 1094">Point out that <u>tens of millions</u> of prescriptions for these anti-anxiety tranquilizers are written in America each year.</p> <p data-bbox="997 1486 1390 1554"><u>If available:</u> display 35mm slides of these various drugs.</p>

Aides	Lesson Plan	Instructor Notes
 IX-4D	<ul style="list-style-type: none"> o <u>Clonazepam</u> (Trade name "Klonopin") o <u>Flunitrazepam</u> (Trade name "Rohypnol") (Street Name "Roofies", "Roches") <p>d. The Anti-Depressants</p> <ul style="list-style-type: none"> o <u>Phenelzine Sulfate</u> (Trade name "Nardil") o <u>Amitriptyline Hydrochloride</u> (Trade names "Elavil"; "Endep") o <u>Desipramine Hydrochloride</u> (Trade names "Norpramin"; "Pertofrane") o <u>Doxepin Hydrochloride</u> (Trade names "Adapin"; "Sinequan") o <u>Fluoxetine</u> (Trade name "Prozac") o <u>Imipramine</u> (Trade name "Tofranil") 	<p>Prozac generally does not have psychoactive properties in therapeutic doses.</p>
 IX-4E	<p>e. The Anti-Psychotic Tranquilizers</p> <ul style="list-style-type: none"> o <u>Lithium Carbonate</u> (Trade name "Lithane") o <u>Lithium Citrate</u> o <u>Droperidol</u> (Trade names "Inapsine"; "Innovar") 	

Aides	Lesson Plan	Instructor Notes
 <p data-bbox="191 625 272 659">IX-4F</p>	<ul style="list-style-type: none"> <li data-bbox="565 310 938 373">o <u>Haloperidol</u> (Trade name "Haldol") <li data-bbox="565 415 938 520">o <u>Chlorpromazine</u> (Trade name "Thorazine") <p data-bbox="516 562 818 590">f. The Combinations</p> <ul style="list-style-type: none"> <li data-bbox="565 632 938 800">o <u>Chlordiazepoxide</u> in combination with <u>Amitriptyline</u> (Trade name "Limbitrol") <li data-bbox="565 842 938 982">o <u>Perphenazine</u> in combination with <u>Amitriptyline Hydrochloride</u> (Trade name "Triavil") <li data-bbox="565 1024 938 1192">o <u>Chlordiazepoxide Hydrochloride</u> in combination with <u>Clidinium Bromide</u> (Trade name "Librax") 	<p data-bbox="1003 667 1435 800"><u>Point out</u> that "Limbitrol" is a combination of an Anti-Anxiety Tranquilizer and an Anti-Depressant.</p> <p data-bbox="1003 842 1435 982"><u>Point out</u> that "Triavil" is a combination of an Anti-Psychotic Tranquilizer and an Anti-Depressant.</p>
 <p data-bbox="191 1339 256 1373">IX-5</p>	<p data-bbox="467 1270 938 1333">6. Methods of ingestion of CNS Depressants.</p> <ul style="list-style-type: none"> <li data-bbox="516 1375 938 1438">a. Most common and easiest method is <u>orally</u>. <li data-bbox="516 1480 938 1585">b. Some abusers prefer to use intravenous injection for Barbiturates. <li data-bbox="516 1627 938 1829">c. Some abusers experience a "flash" or "rush" from intravenous injection of Barbiturates, that they do not experience from oral ingestion. 	

Aides	Lesson Plan	Instructor Notes
	<p>d. The injection paraphernalia used for Barbiturates are very similar to those used for Heroin.</p> <p>e. However, the Barbiturate abuser will use a larger hypodermic needle, because the barbiturate solution is thicker than the heroin solution.</p> <p>f. The injection sites on the skin of a Barbiturate abuser appear quite different from those of an Heroin addict.</p> <p>g. A large swelling, about the size of a quarter or fifty cent piece frequently will appear at the Barbiturate injection site.</p> <p>h. <u>Necrosis</u> may occur: i.e., a decaying of the body's tissue at the injection site.</p> <p>I. The dead tissue may begin to separate from the living tissue, producing ulcerations.</p> <p>j. The Barbiturate user who injects the drug usually will not display the same type of track marks as the heroin addict who uses repeated injections along the same vein.</p>	<p><u>Examples:</u></p> <ul style="list-style-type: none"> o spoon, for heating and dissolving the barbiturate. o cotton, for filtering the solution when drawing it into the needle. o hypodermic syringe. o tourniquet. <p>Note: The "gauge" of a hypodermic needle indicates the width of the needle's inside diameter. The smaller the number, the larger the needle. For example, a 16 gauge needle is larger in diameter than a 20 gauge needle.</p> <p>Point out that these effects result from the skin's reaction to the high alkaline content of the barbiturate solution.</p> <p><u>If available</u>, display a 35 mm slide showing ulcerated injection sites.</p> <p><u>Point out</u> that these ulcerations resemble burns placed on the skin by the tip of a cigarette.</p>


Aides	Lesson Plan	Instructor Notes
 <p data-bbox="191 663 342 695">5 Minutes</p>  <p data-bbox="191 806 253 835">IX-6</p>	<p data-bbox="516 306 951 552">k. Barbiturate abusers often will inject in parts of the body other than the forearm, and will commonly exhibit the characteristic swellings at random locations on the extremities.</p> <p data-bbox="431 594 732 625">B. Possible Effects</p> <p data-bbox="464 737 938 873">1. CNS Depressants produce impairments of the human mind and body that essentially mirror alcohol impairment.</p> <ul style="list-style-type: none"> <li data-bbox="516 915 898 947">a. reduce social inhibitions <li data-bbox="516 982 930 1052">b. impair the ability to divide attention <li data-bbox="516 1094 743 1125">c. slow reflexes <li data-bbox="516 1161 865 1230">d. impede judgment and concentration <li data-bbox="516 1272 748 1304">e. impair vision <li data-bbox="516 1339 837 1371">f. impair coordination <li data-bbox="516 1413 881 1482">g. cause speech to become slurred and incoherent <p data-bbox="516 1734 938 1932">h. produce a variety of emotional effects, such as euphoria, depression, suicidal tendencies, laughing or crying without provocation, etc.</p>	<p data-bbox="1003 453 1427 558">Solicit students' questions and comments about the overview of CNS depressants.</p> <p data-bbox="1003 737 1427 873"><u>Point out</u> that these effects will not necessarily appear in a predictable sequence as dose increases.</p> <p data-bbox="1003 982 1427 1087"><u>Clarification:</u> impede the person's ability to concentrate on more than one thing at a time.</p> <p data-bbox="1003 1272 1427 1377"><u>Elaboration:</u> ability to focus eyes may be impaired; "double vision" may develop.</p> <p data-bbox="1003 1413 1427 1692"><u>Emphasize:</u> The extent to which a CNS depressant user will exhibit these effects will depend, in part, on the user's tolerance to these drugs. Persons habituated to a drug often won't exhibit its effects as clearly as will a novice user.</p>


Aides	Lesson Plan	Instructor Notes
 <p data-bbox="186 751 354 781">15 Minutes</p>  <p data-bbox="186 892 370 993">IX-7 ("Onset and Duration Classes")</p>	<ol style="list-style-type: none"> <li data-bbox="456 323 943 464">2. Analogy: a person under the influence of CNS Depressants is like a 45 rpm record played at 33 1/3. <li data-bbox="456 506 911 646">3. Generally speaking, a person under the influence of CNS Depressants will look and act drunk. <p data-bbox="423 678 911 707">C. Onset and Duration of Effects</p> <ol style="list-style-type: none"> <li data-bbox="456 825 911 993">1. Depressant drugs can be grouped loosely into four classes, based on how quickly they take effect and how long their effects last. <ol style="list-style-type: none"> <li data-bbox="508 1035 951 1098">a. <u>Ultrashort</u>: very fast acting, very brief effects. <ul style="list-style-type: none"> <li data-bbox="560 1140 951 1203">o take effect in a matter of seconds. <li data-bbox="560 1245 902 1308">o effects last only a few minutes. <li data-bbox="560 1350 881 1455">o very rarely are the "drugs of choice" for drug abusers. 	<p data-bbox="992 537 1406 642">Solicit students' questions and comments concerning possible effects of CNS depressants.</p> <p data-bbox="992 821 1235 850">Selectively reveal.</p> <p data-bbox="992 1356 1398 1461"><u>Ask</u> students: "Why is there little or no street abuse of the <u>ultrashort</u> CNS depressants"?</p> <p data-bbox="992 1493 1227 1522">Solicit responses.</p> <p data-bbox="992 1566 1414 1839">Guide respondents to bring out the point that abusers seek drugs that will produce reasonably long lasting effects. Effects that last for only a few minutes aren't attractive or satisfying to most drug abusers.</p>

Aides	Lesson Plan	Instructor Notes
	<ul style="list-style-type: none"> o ultrashort depressants are sometimes used at the beginning of a surgical operation, in conjunction with an inhaled anesthetic. o psychiatrists sometimes use ultrashort depressants at the beginning of a session, to reduce the client's inhibitions and foster a free and open communication. o common example of an ultrashort depressant is thiopental sodium, brand name "Pentothal". <p>b. <u>Short</u>: fairly fast acting, effects last for several hours.</p> <ul style="list-style-type: none"> o generally take effect in 10-15 minutes. o effects last for approximately 4 hours. o this is the most commonly abused class of CNS Depressants. 	<p><u>Clarification</u>: to provide a momentary sedation to ease the patient's anxiety and allow for the proper administration of the anesthetic.</p> <p><u>Point out</u> that this is sometimes called "truth serum".</p> <p><u>Point out</u> that short acting depressants are attractive to many drug abusers because:</p> <ul style="list-style-type: none"> o they produce effects reasonably quickly. o the effects last long enough to "enjoy". o the effects don't last so long that the user is in a prolonged state of impairment.

Aides	Lesson Plan	Instructor Notes
	<ul style="list-style-type: none">o short acting Depressants frequently are prescribed as a treatment for insomnia.o they also may be used as a pre-anesthetic medication to calm a patient prior to surgery.o common example of a short acting Depressant: Secobarbital, brand name "Seconal".c. <u>Intermediate</u>: relatively slow acting, but prolonged effects.<ul style="list-style-type: none">o generally take effect in about 30 minutes.o effects typically last about 6-8 hours.o fairly often abused, especially by users who desire a longer lasting state of intoxication.o medical use of this class of drugs is similar to that of short acting Depressants. (i.e., treat insomnia, etc.)o common example of an intermediate Depressant: amobarbital, brand name "Amytal".	

Aides	Lesson Plan	Instructor Notes
	<ul style="list-style-type: none"> o a popularly abused drug is Amobarbital in combination with Secobarbital. d. <u>Long</u>: delayed but long lasting effects. o generally take effect about one hour after ingestion. o effects typically last 8-14 hours. o generally not the "drugs of choice" for abusers. o however, some people <u>will</u> abuse the long acting Depressants if the more popular short and intermediate types are not readily available. o long acting depressants are used medically in the control of epilepsy and of other conditions that can cause convulsions. o they can also be used to provide continuing sedation to patients suffering from extreme anxiety. o example of a long acting Depressant: Barbitol, brand name "Veronal". 	<p><u>Point out</u> that this amosecobarbitol ("Tuinal") combination offers a fast acting drug (10-20 minutes onset, thanks to the Seconal) with prolonged effects (up to 8 hours, thanks to the Amytal).</p> <p>Ask students: "Why don't drug abusers usually prefer the long acting depressants?"</p> <p>Solicit students' questions and comments about the overview of CNS depressants.</p>

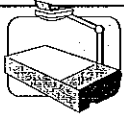
Aides	Lesson Plan	Instructor Notes
 5 Minutes	<ul style="list-style-type: none"> o Quaalude ("ludes") o Placidyl o Valmid o Equanil or Miltown o Soma <p>c. Anti-anxiety tranquilizers</p> <ul style="list-style-type: none"> o Valium o Librium o Xanax o Serax <p>D. Overdose Signs and Symptoms</p> <ol style="list-style-type: none"> 1. Overdoses of Central Nervous System Depressants produce symptoms essentially identical to those of alcohol overdoses. <ol style="list-style-type: none"> a. Subject will become extremely drowsy and may pass out. b. The heartbeat (pulse) will slow. c. Respiration will become shallow. d. Skin may feel cold and clammy. 2. One major danger with CNS Depressant overdoses is death from respiratory failure. <ol style="list-style-type: none"> a. A sufficiently high dose of CNS Depressant will suppress the portions of the brain that control respiration. 	

Aides	Lesson Plan	Instructor Notes
 60 Minutes	<p>b. This situation only rarely occurs from alcohol intoxication: usually, a drinker will pass out before he or she consumes enough alcohol to suppress respiration completely.</p> <p>c. With other Depressants, it is relatively easy to take a fatal overdose.</p> <p>3. Another major danger with CNS Depressants occurs when they are combined with alcohol.</p> <p>a. There is <u>at least</u> an additive effect when alcohol and another Depressant are taken together.</p> <p>b. With many CNS Depressants, there may be a <u>more than additive</u> effect.</p> <p>c. Coroners have reported a number of cases in which neither the Alcohol level nor the Depressant level independently, would have been close to a fatal dose.</p> <p>d. It is not possible to predict how great an effect will occur when Alcohol is mixed with another Depressant.</p> <p>e. However, it is clear that the combination is always risky.</p> <p>E. Expected Results of the Evaluation</p>	<p><u>Point out</u> that CNS depressants are often used as a means of suicide.</p> <p><u>Clarification:</u> the combination of alcohol and certain other CNS Depressants may produce an effect greater than the sum of the effects of the two drugs independently.</p> <p>Solicit students' questions and comments concerning overdoses of CNS depressants.</p>

Aides

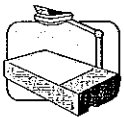
Lesson Plan

Instructor Notes



IX-9A ("SFST evidence")

1. Observable evidence of impairment.
 - a. Standardized field sobriety tests.
 - o Horizontal Gaze Nystagmus will be present with suspects under the influence of CNS Depressants.
 - o Vertical Gaze Nystagmus may be present, with high doses, of Depressants for that individual.
 - o Performance on Walk and Turn and One Leg Stand will be similar to that of suspects impaired by alcohol.
 - o Performance on Romberg and Finger to Nose tests will be similar to that of suspects impaired by alcohol.



IX-9B ("General Indicators")

- b. General indicators
 - o drowsiness
 - o droopy eyes (ptosis)
 - o thick, slurred speech
 - o uncoordinated
 - o fumbling
 - o slow reactions, sluggish
 - o muscle tone - flaccid

2. Evidence associated with the Physiologic Examinations.

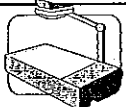


Point out that, if a person is under the influence of a combination of alcohol and some other CNS Depressant, the onset angle of HGN will not be consistent with the person's BAC: in other words, the eyes will start to jerk earlier than would be expected due to the alcohol alone.

Point out that suspect's perception of time (on Romberg) may be slowed, i.e., may estimate "30 seconds" after more than 30 seconds have elapsed.

Note: speech may also be incoherent.

Analogy: drunken behavior without the odor of alcoholic beverages.

But remind students: suspects may have consumed alcohol and some other CNS depressant. Hence, odor of alcoholic beverage may also be present.

Aides	Lesson Plan	Instructor Notes
 <p>IX-9C ("Eye Examinations")</p>	<p>a. Eye examinations</p> <ul style="list-style-type: none"> o Lack of Convergence generally will be present o pupil size generally will be normal o pupillary reaction to light will be slowed 	<p><u>Exception:</u> Methaqualone or Soma usually will cause pupils to dilate.</p>
 <p>IX-9D ("Vital Signs Examinations")</p>	<p>b. Vital signs examinations</p> <ul style="list-style-type: none"> o blood pressure will be down o pulse will be down o body temperature generally will be normal 	<p><u>Possible exceptions:</u> Methaqualone and alcohol may cause the pulse to be <u>increased</u>.</p>
 <p>IX-10 ("CNS Depressant Symptomatology Chart")</p>	<p>3. Summary</p> <p>4. Demonstrations</p> <p>a. Video tape demonstrations</p> <p>b. Drug Evaluation and Classification Exemplar Demonstrations</p>	<p><u>Show video tape</u> of subject(s) under the influence of CNS Depressants. Relate behaviors and observations to the CNS Depressant Symptomatology Chart.</p> <p>Refer students to the exemplars found at the end of section IX of their student manuals.</p> <p>Relate the items on the exemplars to the CNS Depressant Symptomatology Chart.</p> <p>Solicit students' questions or suggestions concerning Expected Results of the Evaluation of subjects under the influence of Depressants.</p>

Session IX

Central Nervous System Depressants



Central Nervous System Depressants

Upon successfully completing this session, the participant will be able to:

- Explain a brief history of the CNS depressant category of drugs
- Identify common drug names and terms associated with this category
- Identify common methods of administration for this category

Drug Evaluation & Classification Training

IX-0A

Central Nervous System Depressants (continued)

- Explain the symptoms, observable signs and other effects associated with this category
- Explain the typical time parameters, i.e., on-set and duration of effects, associated with this category
- State the clues that are likely to emerge when the drug evaluation and classification process is conducted for a person under the influence of this category of drugs
- Correctly answer the "topics for study" questions at the end of this Section

Drug Evaluation & Classification Training

IX-0B

Alcohol - The Most Familiar CNS Depressant



Drug Evaluation & Classification Training

IX-1

Chloral hydrate ("Mickey Finn"):

The first non-alcohol CNS depressant

Drug Evaluation & Classification Training

IX-2

Major Types of Non-alcohol CNS Depressants

- Barbiturates
- Non-barbiturates
- Anti-anxiety tranquilizers
- Anti-depressants
- Anti-psychotic tranquilizers
- Combinations

Drug Evaluation & Classification Training

IX-3

Specific Barbiturates Examples

Drug	Brand Name	Street Names
Secobarbital	Seconal	Reds, Red Devils, RDs, Fender Benders, F-40's
Pentobarbital	Nembutal	Yellows, Yellow Jackets
Amobarbital	Amytal	Blues, Blue Heavens
Amosecobarbital	Tuinal	Rainbows, Christmas Trees
Phenobarbital	Luminal	Pink Ladies

Drug Evaluation & Classification Training

IX-4A

Specific Non-Barbiturates Examples

Drug	Brand Name	Street Names
Chloral hydrate	Felsule, Noctec	Knock Out Drops, Mickey Finn
Glutethimide	Doriden	
Methyprylon	Noludar	
Melhaqualone	Parest, Quaalude, Sopor, Optimal, Mandrax	Ludes
Ethchlorvynol	Placidyl	
Diphenhydramine Hydrochloride	Benadryl, Somnex	
Ethinamate	Vaimid	
Paraldehyde	Paral	
Carisoprodol	Soma	
Diphenhydantoin Sodium	Dilantin	
Gamma Hydroxybutyrate		GHB, Liquid X

Drug Evaluation & Classification Training

IX-4B

Specific Anti-Anxiety Tranquilizers Examples

Drug	Brand Names	Street Names
Chlordiazepoxide	Librium	
Diazepam	Valium	
Alprazolam	Xanax	
Lorazepam	Ativan	
Triazolam	Halcion	
Flurazepam	Dalmane	
Estazolam	Prosom	
Temazepam	Restoril	
Oxazepam	Serax	
Clonazepam	Clonopin	
Flunitrazepam	Rohypnol	Roofies, Roches

Drug Evaluation & Classification Training

IX-4C

Specific Anti-Depressants Examples

Drug	Trade Name
Phenelzine Sulfate	Nardil
Amitriptyline hydrochloride	Elavil, Endep
Desipramine hydrochloride	Norpramin, Pertofrane
Doxepin hydrochloride	Adapin, Sinequan
Fluoxetine	Prozac
Imipramine	Tofranil

Drug Evaluation & Classification Training

IX-4D

Specific Anti-Psychotic Tranquilizers Examples

Drug	Trade Name
Lithium Carbonate	Lithane
Lithium Citrate	
Droperidol	Inapsine, Innovar
Haloperidol	Haldol
Chlorpromazine	Thorazine

Drug Evaluation & Classification Training

IX-4E

Specific Combinations of Depressants

- Chlordiazepoxide in combination with Amitriptyline
Trade name: "Limbitrol"
- Perphenazine in combination with Amitriptyline Hydrochloride
Trade name: "Triavil"
- Chlordiazepoxide Hydrochloride in combination with Clidinium Bromide
Trade name: "Librax"

Drug Evaluation & Classification Training

IX-4F

Methods of Administering CNS Depressants



Orally



Injection

Drug Evaluation & Classification Training

IX-5

Possible Effects of CNS Depressants

- Reduced inhibitions
- Inability to divide attention
- Slowed reflexes
- Poor judgment and impaired concentration
- Impaired vision
- Lack of coordination
- Slurred and incoherent speech
- Emotional instability

Drug Evaluation & Classification Training

IX-6

Onset and Duration Classes

- Ultrashort
Very fast acting, very brief effects
- Short
Fairly fast acting, effects last several hours
- Intermediate
Relatively slow acting but prolonged effects
- Long
Delayed but long-lasting effects

Drug Evaluation & Classification Training

IX-7

Examples of Short-to-Intermediate CNS Depressants

- Barbiturates
 - Seconal
 - Nembutal
 - Tuinal
 - Amytal
- Anti-anxiety tranquilizers
 - Valium
 - Librium
 - Xanax
 - Serax
- Non-barbiturates
 - Noctec or Felsule
 - Doriden
 - Noludar
 - Quaalude
 - Placidyl
 - Valmid
 - Equanil or Miltown
 - Soma

Drug Evaluation & Classification Training

IX-8

Evaluation of Suspects Under the Influence of CNS Depressants

SFST Evidence

- Horizontal Gaze Nystagmus will be present
- Vertical Gaze Nystagmus may be present (with high doses for that individual)
- Impaired performance will be evident on Walk and Turn and One Leg Stand
- Impaired performance will be evident on Romberg and Finger to Nose

Drug Evaluation & Classification Training

IX-9A

Evaluation of Suspects Under the Influence of CNS Depressants

General Indicators

- Drowsiness
- Droopy eyelids (ptosis)
- Thick, slurred speech
- Uncoordinated
- Fumbling
- Slow, sluggish reactions

Drug Evaluation & Classification Training

IX-9B

Evaluation of Suspects Under the Influence of CNS Depressants

Eye Examinations

- Lack of Convergence present
- Pupil size will be normal*
- Pupillary reaction to light will be slow

* Methaqualone and Soma will cause pupil dilation

Drug Evaluation & Classification Training

IX-9C

Evaluation of Suspects Under the Influence of CNS Depressants

Vital Signs

- Blood pressure will be down
- Pulse will be down*
- Body temperature will be normal

* Quaaludes and ETOH may elevate

Drug Evaluation & Classification Training

IX-9D

CNS Depressant Symptomatology Chart

HGN	Present
Vertical Gaze Nystagmus	Present (High dose for that individual)
Lack of Convergence	Present
Pupil Size	Normal*
Reaction to Light	Slow
Pulse Rate	Down**
Blood Pressure	Down
Temperature	Normal
Muscle Tone	Flaccid

* Soma and Quaaludes usually dilate pupils

** Quaaludes and ETOH may elevate

Drug Evaluation & Classification Training

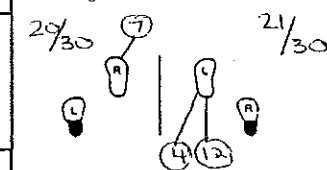


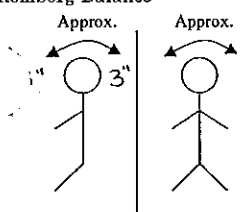
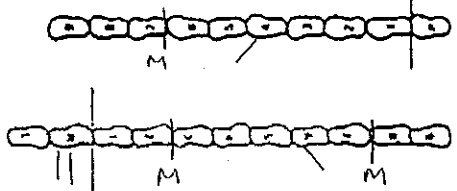
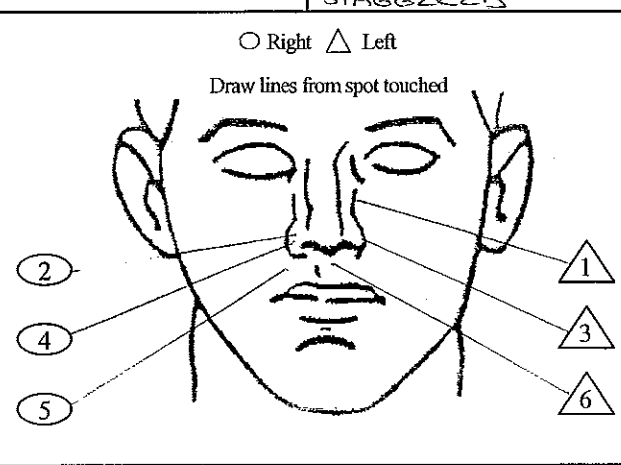
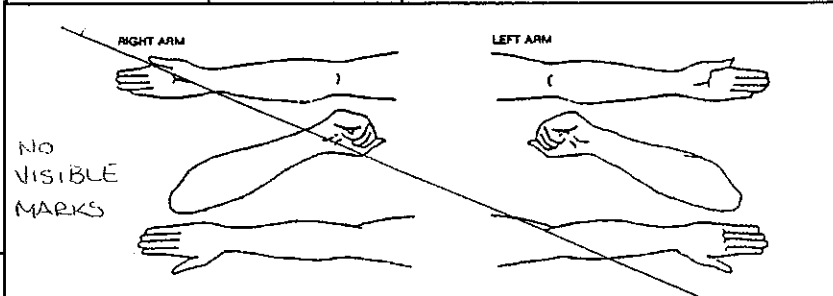
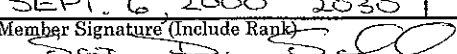
IX-10

Drug Influence Evaluation

Evaluator Alley, Vern		DRE No 0323	Rolling Log No. 00-17-0301					
Recorder/Witness Woodward, Tom		Crash: <input type="checkbox"/> Fatal	<input checked="" type="checkbox"/> None	<input type="checkbox"/> Injury	<input type="checkbox"/> Property			
Officer's Name (Last, First, MI) Cockroft, Carolyn		DOB 9-9-60	Sex F	Race W	Arresting Officer (Name, ID No.) Woodward, Tom MSP			
Date Examined/Time/Location August 6, 2000 0045 8th District		Breath Results: 0.00 <input type="checkbox"/> Refused		Chemical Test <input checked="" type="checkbox"/> Urine <input type="checkbox"/> Blood				
Instrument # 1234		By: Woodward		What have you eaten today? Chicken soup 8 o'clock	When? 8 o'clock	Have you been drinking? Nothing	How much? N/A	Time of last drink? N/A
Time now? Midnight	When did you last sleep? Last night	How long? 6 hrs.	Are you sick or injured? <input type="checkbox"/> Yes <input checked="" type="checkbox"/> No		Are you diabetic or epileptic? <input type="checkbox"/> Yes <input checked="" type="checkbox"/> No			
Do you take insulin? <input type="checkbox"/> Yes <input checked="" type="checkbox"/> No		Do you have any physical defects? <input type="checkbox"/> Yes <input checked="" type="checkbox"/> No		Are you under the care of a doctor or dentist? <input type="checkbox"/> Yes <input checked="" type="checkbox"/> No				
Are you taking any medication or drugs? <input type="checkbox"/> Yes <input type="checkbox"/> No		Attitude Sullen Withdrawn Non-Responsive		Coordination Poor - Stumbling/Staggering				
None of your business!		Breath Normal		Face Normal				
Speech Slurred		Eyes: <input type="checkbox"/> Reddened Conjunctiva <input type="checkbox"/> Normal <input type="checkbox"/> Bloodshot <input checked="" type="checkbox"/> Watery		Blindness: <input checked="" type="checkbox"/> None <input type="checkbox"/> L Eye <input type="checkbox"/> R Eye				
Corrective Lens: <input checked="" type="checkbox"/> None <input type="checkbox"/> Glasses <input type="checkbox"/> Contacts, if so <input type="checkbox"/> Hard <input type="checkbox"/> Soft		Pupil Size: <input checked="" type="checkbox"/> Equal <input type="checkbox"/> Unequal (explain)		Able to follow stimulus: <input checked="" type="checkbox"/> Yes <input type="checkbox"/> No				
Tracking: <input checked="" type="checkbox"/> Equal <input type="checkbox"/> Unequal		Eyelids: <input type="checkbox"/> Normal <input checked="" type="checkbox"/> Droopy						
Pulse & Time		HGN	Left Eye	Right Eye	Vertical Nystagmus? <input type="checkbox"/> Yes <input checked="" type="checkbox"/> No	One Leg Stand		
1. 60, 0050		Lack of Smooth Pursuit	Yes	Yes	Convergence Right Eye Left Eye			
2. 58, 0105		Max. Deviation	Yes	Yes				
3. 60, 0117		Angle of Onset	35°	35°				
Romberg Balance		Walk and Turn Test		Cannot Keep Balance Starts Too Soon <input checked="" type="checkbox"/>		Sways While Balancing <input checked="" type="checkbox"/>		
				Stops Walking <input type="checkbox"/>		<input checked="" type="checkbox"/> Uses Arms to Balance		
				Misses Heel-Toe <input checked="" type="checkbox"/>		<input type="checkbox"/> Hopping		
				Steps Off Line <input checked="" type="checkbox"/>		<input checked="" type="checkbox"/> Puts Foot Down		
				Raises Arms <input checked="" type="checkbox"/>				
				Actual Steps Taken				
				1st Nine <input type="checkbox"/>				
				2nd Nine <input type="checkbox"/>				
				9		11		
Internal Clock 46 Estimated At 30 Sec.		Describe Turn Lost balance staggered to the right.		Cannot Do Test (Explain) N/A		Type of Footwear Loafers		
		Pupil Size	Room Light	Darkness	Direct	Nasal Area clear		
		Left Eye	4.0	6.0	3.5	Oral Cavity clear		
		Right Eye	4.0	6.0	3.5			
		Hippus <input type="checkbox"/> Yes <input type="checkbox"/> No	Rebound Dilatation <input type="checkbox"/> Yes <input type="checkbox"/> No		Reaction To Light Slow			
Blood Pressure 110 / 70 Temp 98.5		Muscle Tone: <input type="checkbox"/> Normal <input checked="" type="checkbox"/> Flaccid <input type="checkbox"/> Rigid		Comments:				
Date/Time of Arrest Aug. 6, 2000 0015		Time DRE Notified 0035		Eval Start Time 0045		Time Completed 0125		
Member Signature (Include Name) Vern Alley		ID No. 8991		Reviewed By: M. Atkins				
Opinion of Evaluator: <input checked="" type="checkbox"/> Rule Out <input type="checkbox"/> Medical		<input type="checkbox"/> Alcohol <input type="checkbox"/> Stimulant <input type="checkbox"/> Hallucinogen		<input type="checkbox"/> PCP <input type="checkbox"/> Narcotic Analgesic		<input type="checkbox"/> Inhalant <input type="checkbox"/> Cannabis		
hat Medicine or Drug Have You Been Using? took some medicine my brother gave me.		How Much? I don't know what		Time of Use? I don't remember		Where Were The Drugs Used? (Location) Brothers house.		

DRUG INFLUENCE EVALUATION		Page <u>2</u> of <u>2</u>
LOG NO.	DRE: Vern Alley	ARRESTEE: Carolyn A. Cockroft
1. LOCATION 2. WITNESS 3. BREATH TEST 4. NOTIFICATION / INTERVIEW ARRESTING OFCR. 5. INITIAL OBSERVATIONS 6. MEDICAL PROBLEMS 7. PSYCHOPHYSICAL 8. CLINICAL INDICATORS 9. SIGNS OF INGESTION 10. SUSPECTS STATEMENTS 11. OPINION 12. TOXICOLOGY SAMPLE 13. MISC.		
1. LOCATION: Examination of Carolyn A. Cockroft took place in the Intoxilyzer Room, 8th District Hqtrs, PhoenixPD		
2. WITNESS: Arresting Officer - Tom Woodward #4532 Phoenix PD		
3. BREATH TEST: Off. Woodward administered Intoxilyzer breath test to Cockroft, the result was 0.00%		
4. NOTIFICATION / INTERVIEW of ARRESTING OFFICER: Writer was notified by Woodward that he had arrested subject for DUI, and suspected that she was "high on something". Off. Woodward further stated that the subject had been driving at 10 mph on the LaCienda Expressway, and appeared dazed and stuporous. She performed the SFSTs poorly but exhibited no odor of an alcoholic beverage.		
5. INITIAL OBSERVATIONS: Writer observed subject in the Intoxilyzer Room, she was quiet, withdrawn and slow to respond to questions. When walking towards the Intoxilyzer she stumbled and nearly fell.		
6. MEDICAL PROBLEMS: None observed or stated.		
7. PSYCHOPHYSICAL TESTS: Romberg Balance: Subject had approximately a 2" circular sway and estimated 46 seconds as 30 seconds. Walk and Turn: Subject lost balance during the instructions, started to soon, stepped off the line, missed heel to toe, raised her arms, staggered while turning and took (11) steps instead of (9). One Leg Stand: Subject swayed, raised her arms, hopped and put her foot down. Finger to Nose: Subject missed tip of his nose on each attempt.		
8. CLINICAL INDICATORS: Subject exhibited HGN and lack of convergence. Pulse was below the normal range. Systolic blood pressure was below the normal range. Pupils reacted slowly to light.		
9. SIGNS of INGESTION: None were evident		
10. STATEMENTS: Subject admitted to taking "some medicine" her brother gave her. She stated that she did not know what the medicine was.		
11. OPINION of EVALUATOR: In my opinion Carolyn Cockroft is under the influence of a CNS Depressant and unable to operate a vehicle safely.		
12. TOXICOLOGICAL SAMPLE: Subject provided a urine sample.		
13. MISCELLANEOUS:		

Drug Influence Evaluation

Evaluator 000428 SERGEANT DEB SCHROEDER		DRE No 4265	Rolling Log No. 482		IX-2
Recorder/Witness R.C. STUDDARD, IACP TAP estee's Name (Last, First, MI)		Crash: <input type="checkbox"/> Fatal	<input checked="" type="checkbox"/> None <input type="checkbox"/> Injury		<input type="checkbox"/> Property
PELLIZZERI, MICHAEL		DOB 03-11-59	Sex M	Race W	Arresting Officer (Name, ID No.) LAIRD, C.I.D. # 8825 HTD
Date Examined/Time/Location DRE ROOM; A.I.B. SAN JOSE P.D.		Breath Results: Instrument # 12338	<input type="checkbox"/> Refused .05		Chemical Test <input type="checkbox"/> Urine <input checked="" type="checkbox"/> Blood <input type="checkbox"/> Refused
Miranda Warning Given: <input checked="" type="checkbox"/> Yes <input type="checkbox"/> No	What have you eaten today? When? "CHEESEBURGER" "LUNCH TIME"	Have you been drinking? How much? "A GLASS OF WINE"	Time of last drink? 6 PM		
By: SCHROEDER 2120					
Time now? 9 o'clock	When did you last sleep? How long? "LAST NIGHT" 7 HRS	Are you sick or injured? <input type="checkbox"/> Yes <input checked="" type="checkbox"/> No	Are you diabetic or epileptic? <input type="checkbox"/> Yes <input checked="" type="checkbox"/> No		
Do you take insulin? <input type="checkbox"/> Yes <input checked="" type="checkbox"/> No	Do you have any physical defects? <input type="checkbox"/> Yes <input checked="" type="checkbox"/> No	Are you under the care of a doctor or dentist? <input checked="" type="checkbox"/> Yes <input type="checkbox"/> No "FOR STRESS"			
Are you taking any medication or drugs? <input checked="" type="checkbox"/> Yes <input type="checkbox"/> No VALIUM 4 TIMES A DAY	Attitude COOPERATIVE	Coordination POOR, STAGGERING		Face NORMAL	
Speech SLURRED THICK TONGUED	Breath ODOR OF ALCOHOLIC BEVERAGE	Eyes: <input type="checkbox"/> Reddened Conjunctiva <input type="checkbox"/> Normal <input checked="" type="checkbox"/> Bloodshot <input type="checkbox"/> Watery		Blindness: <input checked="" type="checkbox"/> None <input type="checkbox"/> L Eye <input type="checkbox"/> R Eye	Tracking: <input checked="" type="checkbox"/> Equal <input type="checkbox"/> Unequal
Corrective Lens: <input checked="" type="checkbox"/> None <input type="checkbox"/> Glasses <input type="checkbox"/> Contacts, if so <input type="checkbox"/> Hard <input type="checkbox"/> Soft	Pupil Size: <input checked="" type="checkbox"/> Equal <input type="checkbox"/> Unequal (explain)	Able to follow stimulus: <input checked="" type="checkbox"/> Yes <input type="checkbox"/> No		Eyelids: <input type="checkbox"/> Normal <input checked="" type="checkbox"/> Droopy	
Pulse & Time 1. 60 / 2130	HGN Lack of Smooth Pursuit	Left Eye YES	Right Eye YES	Vertical Nystagmus? <input type="checkbox"/> Yes <input checked="" type="checkbox"/> No	One Leg Stand 
2. 60 / 2145	Max. Deviation	YES	YES	Convergence Right Eye  Left Eye 	
3. 56 / 2157	Angle of Onset	30°	30°		
Romberg Balance 	Walk and Turn Test "RUBBER LEGGED WALK" 	Cannot Keep Balance <input checked="" type="checkbox"/> ✓ Starts Too Soon _____		1 st Nine 2 nd Nine	L R <input checked="" type="checkbox"/> <input checked="" type="checkbox"/> Sways While Balancing <input checked="" type="checkbox"/> <input checked="" type="checkbox"/> Uses Arms to Balance <input type="checkbox"/> <input type="checkbox"/> Hopping <input checked="" type="checkbox"/> <input checked="" type="checkbox"/> Puts Foot Down
		Stops Walking _____ Misses Heel-Toe _____ Steps Off Line _____ Raises Arms 1/2 ↑ _____ Actual Steps Taken		CONSTANT 9 9	
Internal Clock 50 Estimated At 30 Sec.	Describe Turn LOST BALANCE AND STAGGERED	Cannot Do Test (Explain) N/A		Type of Footwear RUNNING SHOES	
	Pupil Size	Room Light	Darkness	Direct	Nasal Area CLEAR
	Left Eye	4.5	6.5	3.5	Oral Cavity CLEAR
	Right Eye	4.5	6.5	3.5	
	Hippus <input type="checkbox"/> Yes <input checked="" type="checkbox"/> No	Rebound Dilation <input type="checkbox"/> Yes <input checked="" type="checkbox"/> No	Reaction To Light SLOW		
Blood Pressure 106 / 66 Temp 98.6°					
Muscle Tone: <input checked="" type="checkbox"/> Normal <input type="checkbox"/> Flaccid <input type="checkbox"/> Rigid Comments:		Attach Photos Of Fresh Puncture Marks			
at Medicine or Drug Have You Been Using?	How Much?	Time of Use? (PM)	Where Were The Drugs Used? (Location)		
VALIUM - A COUPLE OF PILLS		"6 o'clock"	JOE'S TAVERN		
Date/Time of Arrest SEPT. 6, 2000 2030	Time DRE Notified 2045	Eval Start Time 2115	Time Completed 2205		
Member Signature (Include Rank) 	ID No. 12838	Reviewed By: STUDDARD, R.			
Opinion of Evaluator:	<input type="checkbox"/> Rule Out <input type="checkbox"/> Medical	<input checked="" type="checkbox"/> Alcohol <input checked="" type="checkbox"/> Depressant	<input type="checkbox"/> Stimulant <input type="checkbox"/> Hallucinogen	<input type="checkbox"/> PCP <input type="checkbox"/> Narcotic Analgesic	<input type="checkbox"/> Inhalant <input type="checkbox"/> Cannabis

DRUG INFLUENCE EVALUATION		Page <u>2</u> of <u>2</u>
LOG NO.	DRE: Sergeant Deb Schroder	ARRESTEE: Impellizzeri, Michael T
1. LOCATION 2. WITNESS 3. BREATH TEST 4. NOTIFICATION / INTERVIEW ARRESTING OFCR. 5. INITIAL OBSERVATIONS 6. MEDICAL PROBLEMS 7. PSYCHOPHYSICAL 8. CLINICAL INDICATORS 9. SIGNS OF INGESTION 10. SUSPECTS STATEMENTS 11. OPINION 12. TOXICOLOGY SAMPLE 13. MISC.		
1. LOCATION: Examination of Michael T. Impellizzeri, took place in the DRE room San Jose PD Hdqtrs.		
2. WITNESS: Arresting Officer - C.D. Laird # 8825, Virginia Beach PD. R.C. Studdard, IACP/TAP Representative		
3. BREATH TEST: Writer observed Officer Laird administer GCI breath test to Impellizzeri, the result was 0.05%		
4. NOTIFICATION / INTERVIEW of ARRESTING OFFICER: Writer was conducting DRE certification training at VBPD Hqtr. Officer Laird stated that he and Mr. Studdard had come upon the subject slumped in the driver's seat of a vehicle stopped in W/B traffic lane of S.R. #175, near the intersection with Snowden River Pkwy. Officer Laird further stated subject appeared to be very drunk and performed poorly on the field sobriety tests.		
5. INITIAL OBSERVATIONS: Writer observed subject seated in a slumped position in a chair next to the GCI. Subj. was mumbling, swaying, and was slow to respond to my initial questions.		
6. MEDICAL PROBLEMS: Subject stated he was under the care of a doctor for stress.		
7. PSYCHOPHYSICAL TESTS: Romberg Balance: Subject swayed approximately 3" front to back and estimated 50 seconds as 30 seconds. Walk and Turn: Subject lost balance twice during the instructions, stepped off the line, missed heel to toe, raised arms for balance, and staggered while turning. One Leg Stand: Subject swayed, raised arms, and put his foot down. Finger to Nose: Subject missed tip of his nose on each attempt.		
8. CLINICAL INDICATORS: Subject exhibited HGN and lack of convergence. One of the pulse reading was below the normal range. Blood pressure was below the normal range.		
9. SIGNS of INGESTION: There was an odor of alcoholic beverage on the subjects breath.		
10. STATEMENTS: Subject admitted to drinking wine and taking some Valium pills. He stated that he takes Valium (4) times per day for stress.		
11. OPINION of EVALUATOR: In my opinion Michael Impellizzer is under the influence of Alcohol and another CNS Depressant and unable to operate a vehicle safely		
12. TOXICOLOGICAL SAMPLE: Subject agreed to provide a blood sample.		
13. MISCELLANEOUS: Subject voluntarily produced a vial containing which he identified as containing his Valium pills. He further stated that he had filled the prescription for (50) pills two days earlier. There were only 22 pills remaining.		

One Hour and Forty-Five Minutes

SESSION X

CENTRAL NERVOUS SYSTEM STIMULANTS

SESSION X CENTRAL NERVOUS SYSTEM STIMULANTS


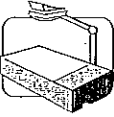

Upon successfully completing this session, the participant will be able to:

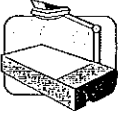
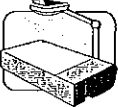
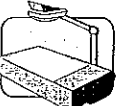
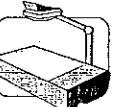
- o Explain a brief history of the CNS Stimulant category of drugs.
- o Identify common drug names and terms associated with this category.
- o Identify common methods of administration for this category.
- o Explain the symptoms, observable signs and other effects associated with this category.
- o Explain the typical time parameters; i.e., onset and duration of effects, associated with this category.
- o State the clues that are likely to emerge when the Drug Evaluation and Classification Process is conducted for a person under the influence of this category of drugs.
- o Correctly answer the "topics for study" questions at the end of this Section.

Content Segments

Learning Activities

- | | |
|---------------------------------------|--|
| A. Overview of the Category | o Instructor Led Presentations |
| B. Possible Effects | o Review of Drug Evaluation and Classification Exemplars |
| C. Onset and Duration of Effects | o Reading Assignments |
| D. Overdose Signs and Symptoms | o Video Presentations |
| E. Expected Results of the Evaluation | o Slide Presentations |

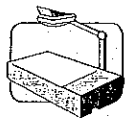
Aides	Lesson Plan	Instructor Notes
  <p data-bbox="196 619 349 724">X-0A&B (Session Objectives)</p>  <p data-bbox="196 829 365 861">25 Minutes</p>	<p data-bbox="430 325 885 399">CENTRAL NERVOUS SYSTEM STIMULANTS</p> <p data-bbox="430 756 868 787">A. Overview of the Category</p> <ol style="list-style-type: none"> <li data-bbox="462 903 925 997">1. CNS Stimulants speed up the operation of the Central Nervous System. <ol style="list-style-type: none"> <li data-bbox="511 1039 933 1113">a. "Speed Up" does <u>not</u> mean "improve". <li data-bbox="511 1323 950 1459">b. The "speeding up" results in increased heartbeat, pulse, respiration, blood pressure and temperature. <li data-bbox="511 1606 933 1711">c. All of these effects can lead to physical harm to the stimulant user. <li data-bbox="511 1753 933 1921">d. The "speeding up" also produces nervousness, irritability and an inability to concentrate or think clearly. 	<p data-bbox="998 325 1388 399">Total Lesson Time: Approximately 105 Minutes</p> <p data-bbox="998 430 1372 472">Session title on wall chart.</p> <p data-bbox="998 504 1404 619"><u>Briefly</u> review the objectives, content and activities of this session.</p> <p data-bbox="998 1039 1437 1291"><u>Emphasize</u> that abuse of CNS Stimulants does not make the brain work "better" or "smarter". Rather, they induce the brain to cause many of the body's organs to work <u>harder</u>, but not <u>better</u>.</p> <p data-bbox="998 1323 1421 1564"><u>However</u>: Robert Louis Stevenson wrote "The Strange Case of Dr. Jekyll and Mr. Hyde" while under the influence of cocaine. He wrote sixty thousand words in six days.</p>

Aides	Lesson Plan	Instructor Notes
	<p>e. These psychological effects can lead to unpredictable and bizarre behavior by the stimulant user.</p>	
<p>X-1A</p> 	<p>2. There are three major subcategories of Central Nervous System Stimulants.</p>	
<p>X-1B</p> 	<p>a. <u>Cocaine</u></p> <p>b. <u>The Amphetamines</u></p> <p>Examples:</p> <ul style="list-style-type: none"> o Methamphetamine o Amphetamine Sulfate o Biphphetamine o Desoxyn 	<p><u>Point out that the Amphetamines include a large number of individual drugs, only a few of which are listed on Visual X-1.</u></p>
<p>X-1C</p> 	<p>c. <u>Others</u></p> <ul style="list-style-type: none"> o Ritalin (methylphenidate hydrochloride) o Preludin (phenmetrazine hydrochloride) o Cylert (pemoline) o Ephedrine o Caffeine 	<p><u>Point out that there are many "other" CNS Stimulants (i.e., non-Cocaine and non-Amphetamines); the ones listed on the visual are only a few of those.</u></p>
<p>X-2 ("Coca Plant")</p>	<p>3. Cocaine derives from the <u>coca plant</u>.</p> <p>a. The plant is native to South America.</p>	<p>Coca plant: Scientific name "Erythroxylon Coca".</p>

Aides

Lesson Plan

Instructor Notes



X-3
("Sample
Amphetamin
es and their
Medical
Purposes")

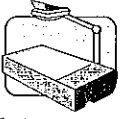
- b. Cocaine is made from the leaves of the coca plant.
 - c. Archaeological evidence indicates that natives of Peru chewed coca leaves 5,000 years ago.
 - d. Sigmund Freud personally experimented with Cocaine for approximately 3 years.
 - e. Small quantities of cocaine originally were included in the formula for Coca Cola.
4. Amphetamines were first synthesized near the end of the 19th Century.
- a. The first use of Amphetamines for medical purposes began in the 1920's.
 - b. Initial medical application was to treat colds.
 - o Amphetamines cause the nasal membranes to shrink.
 - o This gives temporary relief from stuffy nasal passages.

NOTE: the coca plant should not be confused with the cocoa plant, from which chocolate is made.

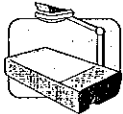
Use of Cocaine in products such as Coca Cola was outlawed by the Pure Food and Drug Law of 1906.

Point out that much more effective drugs have been developed to treat cold symptoms. Amphetamines are no longer prescribed as cold remedies.

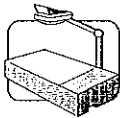
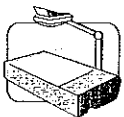
Aides	Lesson Plan	Instructor Notes
	<p>c. Present day medical purposes for amphetamines include:</p> <ul style="list-style-type: none"> o control symptoms of narcolepsy o control certain hyperactive behavioral disorders o relieve or prevent fatigue to allow persons to perform essential tasks of long duration o treat mild depression o control appetite o antagonize the effects of Depressant drugs o prevent and treat surgical shock o maintain blood pressure during surgery o treat Parkinson's Disease 	<p><u>Narcolepsy</u>: an extremely rare disorder that causes the individual to fall asleep compulsively, often several hundred times per day.</p> <p>Example: Ritalin or Cylert are commonly prescribed for children diagnosed with ADD or similar disorders.</p> <p>Point out that the U.S. Air Force previously gave pilots amphetamines to keep them alert on long flights. Amphetamines have also had other short term military applications.</p> <p>Many over the counter appetite control products contain CNS Stimulants as their active ingredient.</p> <p><u>Remind</u> students that two drugs are <u>antagonistic</u> when the signs and symptoms of one are opposite to the signs and symptoms of the other.</p> <p><u>Parkinson's Disease</u>: a form of paralysis characterized by muscular rigidity, tremor and weakness.</p>

Aides	Lesson Plan	Instructor Notes
 <p data-bbox="196 730 418 865">X-4 ("Pharmaceutical Amphetamines")</p>	<ul style="list-style-type: none"> <li data-bbox="581 331 945 436">o enhance the action of certain analgesic (pain killer) drugs <li data-bbox="532 478 945 613">d. Numerous pharmaceutical companies manufacture Amphetamines for these purposes. <li data-bbox="532 655 863 760">e. Examples of common pharmaceutical Amphetamines. <ul style="list-style-type: none"> <li data-bbox="581 907 945 1180">o <u>Dexedrine</u> (dextroamphetamine sulfate) used to treat narcolepsy and hyperkinetic behavior, and for weight control. (Street names "Dexies", "Hearts") <li data-bbox="581 1222 945 1495">o <u>Benzedrine</u> (Amphetamine sulfate) used to treat narcolepsy, hyperkinetic behavior and weight problems. (Street names "Bennies", "Whites", "Cartwheels") <li data-bbox="581 1537 945 1789">o <u>Biphetamine</u> (combination of dextroamphetamine and Amphetamine) used in weight reduction. (Street name "Black Beauty") 	<p data-bbox="1010 907 1425 970">Manufactured by Smith, Kline and French.</p> <p data-bbox="1010 1012 1425 1117"><u>NOTE:</u> Dexedrine probably is the most commonly prescribed Amphetamine.</p> <p data-bbox="1010 1222 1425 1285">Manufactured by Smith, Kline and French.</p> <p data-bbox="1010 1537 1425 1600">Manufactured by Pennwalt Pharmaceutical Company.</p>

Aides	Lesson Plan	Instructor Notes
<div data-bbox="245 793 367 909" data-label="Image"> </div> <div data-bbox="222 909 418 1157" data-label="Text"> <p>X-5 ("Pharmaceutical Combinations of Amphetamines and CNS Depressants")</p> </div> <div data-bbox="240 1612 362 1728" data-label="Image"> </div> <div data-bbox="222 1728 407 1829" data-label="Text"> <p>X-6 ("Illicit Amphetamines")</p> </div>	<ul style="list-style-type: none"> o <u>Desoxyn</u> (Methamphetamine hydrochloride, also known as desoxyephedrine) used in weight reduction. f. Pharmaceutical combinations of Amphetamines and CNS Depressants. o <u>Dexamyl</u> (combines dextro-amphetamine sulfate and amobarbital) o <u>Eskatrol</u> (combines dextro-amphetamine sulfate and prochlorperazine) 5. Large quantities of Amphetamines are also <u>illegally manufactured</u> in this country. <ul style="list-style-type: none"> a. The two most commonly abused illicit Amphetamines are <u>Methamphetamine</u> and <u>Amphetamine sulfate</u>. 	<p>Manufactured by Abbott Pharmaceutical Company.</p> <p><u>If available</u>: display 35mm slides of these various drugs.</p> <p><u>Point out</u> that one of the most undesirable side effects of pharmaceutical Amphetamines is <u>insomnia</u>. Certain manufacturers offer drugs that combine CNS Depressants with Amphetamines to offset the insomnia.</p> <p>Manufactured by Smith, Kline and French.</p> <p><u>Remind</u> students that amobarbital is a derivative of barbituric acid.</p> <p>Manufactured by Smith, Kline and French.</p> <p>Prochlorperazine is a non-barbiturate CNS Depressant.</p> <p><u>If available</u>: display 35mm slides of these various drugs.</p>

Aides	Lesson Plan	Instructor Notes
 <p data-bbox="191 688 358 793">X-7 (Other CNS Stimulants)</p>	<p data-bbox="516 331 927 401">b. Methamphetamine is also known as Methedrine.</p> <p data-bbox="516 443 954 579">c. Its more common "street names" are "speed"; "crank"; "ice"; "crystal"; "meth"; and, "water".</p> <p data-bbox="467 621 948 726">6. There are some other CNS Stimulants, apart from Cocaine or the Amphetamines.</p> <p data-bbox="516 831 899 968">a. <u>Preludin</u> is a licitly manufactured CNS Stimulant that is not an Amphetamine:</p> <ul data-bbox="565 1010 935 1293" style="list-style-type: none"> <li data-bbox="565 1010 824 1115">o generic name <u>phenmetrazine hydrochloride</u> <li data-bbox="565 1150 919 1188">o used in weight control <li data-bbox="565 1224 935 1293">o has all of the basic effects of amphetamine <p data-bbox="516 1329 889 1465">b. <u>Ritalin</u> is another licitly manufactured, non-Amphetamine CNS Stimulant:</p> <ul data-bbox="565 1507 951 1860" style="list-style-type: none"> <li data-bbox="565 1507 846 1612">o generic name <u>methylphenidate hydrochloride</u> <li data-bbox="565 1648 951 1860">o used to treat mild depression, hyperkinetic behavior, narcolepsy and drug induced lethargy produced by CNS Depressants. 	<p data-bbox="1003 443 1414 579"><u>If available:</u> display 35 mm slides of illicitly manufactured methamphetamine and amphetamine sulfate.</p> <p data-bbox="1003 831 1393 905">Manufactured by Boehringer Ingelheim.</p> <p data-bbox="1003 1329 1357 1402">Manufactured by Ciba Pharmaceutical Company.</p> <p data-bbox="1003 1755 1398 1860">Ask students if they know of any children for whom ritalin has been prescribed.</p>

Aides	Lesson Plan	Instructor Notes
	<ul style="list-style-type: none"> o has many of the basic clinical effects of Amphetamine. c. <u>Cylert</u> is a third licitly manufactured, non-Cocaine and non-Amphetamine CNS Stimulant: <ul style="list-style-type: none"> o generic name <u>Pemoline</u>. o used to treat Attention Deficit Disorder (ADD), also known as "hyperactivity". o has many of the basic clinical effects of Amphetamine. d. <u>Ephedrine</u> is a licitly manufactured stimulant used in diet aides, body building supplements. It can also be found in herbal teas and preparations. e. <u>Cathine and Cathinone</u> are the two psychoactive chemicals derived from the Khat plant. It originates from the sub-Sahara regions of Africa. f. <u>Methcathinone</u> is illicitly manufactured from common household chemicals. Effects are very similar to methamphetamine. <p>7. Methods of ingestion of CNS Stimulants.</p>	<p><u>If available</u>: display 35mm slides of Preludin and Ritalin.</p> <p>Manufactured by Abbott Laboratories.</p> <p><u>Remind</u> the students that we will focus on Cocaine and the Amphetamines for our discussion of CNS Stimulants and their effects.</p>

Aides	Lesson Plan	Instructor Notes
 <p data-bbox="181 548 358 653">X-8A (Methods of Ingestion)</p>	<p data-bbox="509 331 954 436">a. There are a variety of ways in which the different CNS Stimulants may be ingested.</p> <p data-bbox="509 478 954 583">b. <u>Cocaine</u> is commonly insufflated (snorted), smoked, injected and taken orally.</p> <p data-bbox="509 625 954 968">c. In order to be smoked, a pure form of Cocaine is required.</p> <ul style="list-style-type: none"> <li data-bbox="565 762 954 968">o Much of the Cocaine sold in this country is mixed with other materials, or chemically bonded to other elements. <li data-bbox="565 1010 954 1178">o Various chemical processes can be used to "free" the Cocaine from other elements and impurities. <li data-bbox="565 1220 954 1346">o One such process produces pure Cocaine in the form of small chunks. <li data-bbox="565 1388 954 1493">o These chunks are known as "Crack" or "Rock Cocaine". <p data-bbox="509 1612 954 1787">d. Licitly manufactured <u>Amphetamines</u> are taken orally, in the form of tablets, capsules and liquid elixirs.</p>	<p data-bbox="992 1402 1341 1577"><u>NOTE:</u> the term "Crack" derives from the cracking sound produced when the chunks are burned for smoking.</p>
 <p data-bbox="181 1682 326 1713">X-8B</p>		

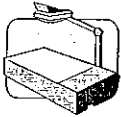
Aides

Lesson Plan

Instructor Notes



5 Minutes



X-9

- e. Illicitly manufactured Methamphetamine most commonly is injected or smoked but sometimes may be snorted or taken orally.
- f. Another crystalline, smokeable form of Methamphetamine is known as "Crystal Meth"; it is very similar to "Ice".
- g. Illicitly manufactured Amphetamine sulfate usually is produced in tablet form (called "Mini bennies") and is taken orally.


B. Possible Effects

1. Both Cocaine and the Amphetamines produce euphoria, a feeling that there are no problems.
 - a. A feeling of super strength, and of absolute self confidence may also be present.
 - b. With Cocaine, but not with Amphetamines, there is an anesthetic effect, and the dulling of pain may contribute to the euphoria.
2. Stimulant users tend to become hyperactive, indicated by a nervousness, extreme talkativeness, and an inability to sit still.

Point out that bruising often will be seen around a Methamphetamine injection site.

Point out that "Ice" tends to be clear in appearance, while "crystal meth" is less pure and has a cloudy appearance.

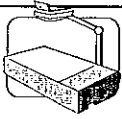
Solicit students' questions and comments about the overview of CNS Stimulants.

Aides	Lesson Plan	Instructor Notes
 10 Minutes	<p>3. CNS Stimulants tend to <u>release inhibitions</u>, allowing users to commit acts that they normally would avoid.</p> <p>4. Stimulant users <u>misperceive time and distance</u>.</p> <p>5. Persons under the influence of CNS Stimulants become easily confused, and lose the <u>ability to concentrate</u> or to think clearly for any length of time.</p> <p>C. Onset and Duration of Effects</p> <p>1. The onset and duration of effects are quite different for Cocaine as compared to the Amphetamines.</p> <p>a. Generally speaking, Cocaine's effects are much briefer than are Amphetamine's.</p> <p>b. The time parameters of Cocaine vary with the method of ingestion.</p>	<p><u>Example:</u> To the subject, time seems to be speeded up, so that 2 hours may seem like 2 minutes.</p> <p><u>Point out</u> that this lack of concentration makes it very difficult for the user to perform divided attention tests successfully.</p> <p>Solicit students' questions and comments concerning possible effects of CNS Stimulants.</p> <p>Note: Subjects that have ingested both Cocaine and Alcohol will produce a metabolite known as "Cocaethylene". Which has a half-life of four hours possibly extending the effects of Cocaine longer than the norm.</p>

Aides

Lesson Plan

Instructor Notes



X-10
("Cocaine
Time
Factors")

2. When Cocaine is smoked, or "freebased", the drug goes immediately to the lungs, and is absorbed into the blood stream very rapidly.
 - a. The smoker begins to feel the effects of the Cocaine virtually immediately.
 - b. The "rush", or euphoria, is reported to be very intense.
 - c. However, the euphoric effects only last 5-10 minutes after the Cocaine is smoked.

3. When Cocaine is injected, the drug is passed directly to the blood stream, where it is carried swiftly to the brain.
 - a. The effects are felt within seconds.
 - b. The onset of effects is very intense.
 - c. The effects usually continue to be felt for 45-90 minutes.

4. When Cocaine is snorted (insufflated), the onset of effects is not quite as rapid as with smoking or injecting.
 - a. The user typically feels the onset of effects within 30 seconds after snorting the drug.
 - b. Although the "rush" occurs, it is not quite as intense as it is when the Cocaine is smoked or injected.

Note: Injection sites will be discussed in Session XVII (Narcotic Analgesics).

Point out that snorting remains a very popular method of ingesting Cocaine.

Aides

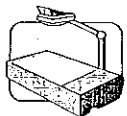
Lesson Plan

Instructor Notes

- c. The effects from snorting usually last from 30-90 minutes.
5. Oral ingestion of Cocaine usually is the least preferred method.
- a. The user generally does not begin to feel the effects for 3-5 minutes.
- b. The effects are not as intense as they are with other methods of ingestion.
- c. However, the effects may last 15-30 minutes longer than with other methods.
6. With all methods of ingestion, the duration of Cocaine's effects tend to be briefer than the effects of most other drugs.
- a. As the effects wear off, it becomes very difficult to observe evidence of impairment.
- b. If the suspect is not evaluated by a Drug Recognition Expert fairly soon after the suspect has been apprehended, the DRE may not uncover evidence of the CNS Stimulant.
7. When Methamphetamine is injected, the initial effects are very similar to the injection of Cocaine.
- a. The user begins to feel the effects within a few seconds.

Clarification: the effects of Cocaine taken orally may last from 45-120 minutes.

Point out that it is very possible that a Cocaine user may not be examined by a DRE until at least 30 minutes following the suspect's use of Cocaine. Often, much more time will have elapsed. For this reason, Cocaine use can be difficult to ascertain from a drug evaluation and classification examination.



X-11
("Methamphetamine Time Factors")

Aides

Lesson Plan

Instructor Notes



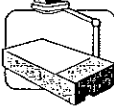
5 Minutes

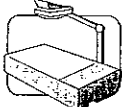



- b. The "rush" is very intense, and lasts at a high level of intensity for 5-30 seconds.
 - c. Unlike Cocaine, Methamphetamine's effects are long lasting: the user stays "high" or "wired" for 4-8 hours following injection.
8. When Methamphetamine is smoked, the rush is very intense, and the effects are long lasting, i.e., up to 8 hours or longer.
9. When Methamphetamine is snorted or taken orally, the onset takes longer, the rush is much less intense, and the effects are much briefer.
- D. Overdose Signs and Symptoms
1. Overdoses of Cocaine or Amphetamines can cause the pleasurable effects to turn into panic and often violent behavior. If the overdose is caused by Cocaine, it is commonly referred to as Cocaine Psychosis or Cocaine Delirium.
- a. Subject may become very confused and aggressive.
 - b. Subject may suffer convulsions and faint or pass into a coma.
 - c. Heartbeat (pulse) will increase, possibly dramatically.
 - d. Hallucinations may occur.

Solicit students' comments and questions concerning time parameters of Cocaine and Methamphetamine.


Write on Flipchart "Cocaine Psychosis or Cocaine Delirium".

Aides	Lesson Plan	Instructor Notes
<p style="text-align: center;">●</p> <p style="text-align: center;">60 Minutes</p>  <p>X-12A ("SFST Evidence")</p>	<ol style="list-style-type: none"> 2. Death can occur from sudden respiratory failure, or from heart arrhythmia, leading to cardiac arrest. 3. Another danger is that subjects may attempt to treat CNS Stimulant overdose with Barbiturates, possibly leading to overdose of CNS Depressants. <p>E. Expected Results of the Evaluation</p> <ol style="list-style-type: none"> 1. Observable evidence of impairment. <ol style="list-style-type: none"> a. Standardized Field Sobriety Tests. <ol style="list-style-type: none"> o Horizontal Gaze Nystagmus will <u>not</u> be present with suspects under the influence of CNS Stimulants. o Vertical Gaze Nystagmus will <u>not</u> be present. o Performance on Walk and Turn and One Leg Stand may be impaired due to the suspect's hyperactivity and inability to concentrate. 	<p>Example: The feeling that bugs are crawling under the skin is also known as "Coke Bugs".</p> <p>Note: It is important that officers are aware of this to avoid in custody deaths.</p> <p>Solicit students' comments and questions concerning overdoses of CNS Stimulants.</p> <p><u>Example:</u> suspect may start too soon on Walk and Turn, and may tend to walk fast, thus losing balance or missing heel to toe. Suspect may also count very rapidly on the one leg stand test.</p>

Aides	Lesson Plan	Instructor Notes
 <p data-bbox="181 541 376 682">X-13 ("CNS Stimulant Symptomatology Chart")</p> 	<ul style="list-style-type: none"> <li data-bbox="565 331 857 430">o body temperature generally will be elevated <li data-bbox="456 472 646 508">3. Summary <li data-bbox="456 724 727 760">4. Demonstrations <ul style="list-style-type: none"> <li data-bbox="508 793 922 829">a. Video tape demonstrations <li data-bbox="508 1045 878 1144">b. Drug Evaluation and Classification exemplar demonstrations. 	<p data-bbox="992 793 1393 1003">Show video tape of subject(s) under the influence of CNS Stimulants. Relate behavior/ observations to the CNS Stimulant Symptomatology Chart.</p> <p data-bbox="992 1045 1398 1180">Refer students to the exemplars found at the end of Section X in their student manuals.</p> <p data-bbox="992 1222 1393 1327">Relate the items on the exemplars to the CNS Stimulant Symptomatology Chart.</p> <p data-bbox="992 1369 1409 1537">Solicit students' questions or comments concerning expected results of the evaluation of subjects under the influence or CNS Stimulants.</p>

Session X

Central Nervous System Stimulants



Central Nervous System Stimulants

Upon successfully completing this session, the participant will be able to:

- Explain a brief history of the CNS Stimulant category of drugs
- Identify common drug names and terms associated with this category
- Identify common methods of administration for this category
- Explain the symptoms, observable signs and other effects associated with this category

Drug Evaluation & Classification Training

X-0A

Central Nervous System Stimulants (continued)


- Explain the typical time parameters, i.e., on-set and duration of effects, associated with this category
- State the clues that are likely to emerge when the drug evaluation and classification process is conducted for a person under the influence of this category of drugs
- Correctly answer the "Topics for Study" questions at the end of this section

Drug Evaluation & Classification Training

X-0B

Types of CNS Stimulants

- Cocaine

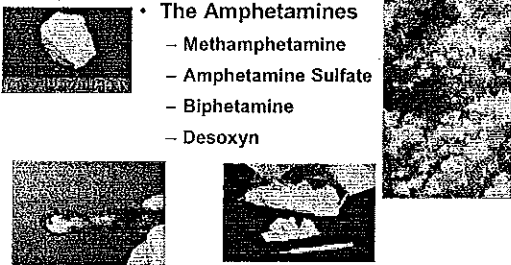


Drug Evaluation & Classification Training

X-1A

Types of CNS Stimulants (continued)

- The Amphetamines
 - Methamphetamine
 - Amphetamine Sulfate
 - Biphentamine
 - Desoxyn



Drug Evaluation & Classification Training

X-1B

Types of CNS Stimulants (continued)

- Others
 - Ritalin
 - Preludin
 - Cylert
 - Ephedrine
 - Caffeine

Drug Evaluation & Classification Training

X-1C

Coca Plant



"Erythroxylon Coca"

Drug Evaluation & Classification Training

X-2

Medical Uses of Amphetamines

- Control symptoms of narcolepsy
- Control hyperactivity in children
- Relieve or prevent fatigue
- Treat mild depression
- Control appetite
- Antagonize effects of depressants
- Prevent and treat surgical shock
- Maintain blood pressure during surgery
- Treat Parkinson's disease
- Enhance the action of analgesic drugs

Drug Evaluation & Classification Training

X-3

Commonly Prescribed Pharmaceutical Amphetamines

- | | |
|-----------------------------|--|
| • Dexedrine | • Biphentamine |
| – Dextroamphetamine Sulfate | – Combination of Amphetamine and Dextroamphetamine |
| – Smith, Kline and French | – Pennwalt Pharmaceutical |
| • Benzedrine | • Desoxyn |
| – Amphetamine Sulfate | – Methamphetamine Hydrochloride |
| – Smith, Kline and French | – Abbott Pharmaceutical |

Drug Evaluation & Classification Training

X-4

Pharmaceutical Combinations of Amphetamines and CNS Depressants

- **Dexamyl**
Dextroamphetamine Sulfate and Amobarbital
- **Eskatrol**
Dextroamphetamine Sulfate and Prochlorperazine

Drug Evaluation & Classification Training

X-5

Commonly Abused Illicit Amphetamines

Methamphetamine



Amphetamine Sulfate

Drug Evaluation & Classification Training

X-6

Other CNS Stimulants (Besides Cocaine or the Amphetamines)

- **Preludin**
– Phenmetrazine Hydrochloride
– Boehringer Ingelheim Co.
- **Ritalin**
– Methylphenidate Hydrochloride
– Ciba Pharmaceutical
- **Cylert**
– Pemoline
– Abbott Laboratories


Drug Evaluation & Classification Training

X-7

Methods of Ingesting Stimulants

Cocaine

- Snorting
- Smoking
- Injection
- Orally



Drug Evaluation & Classification Training

X-8A

Methods of Ingesting Stimulants (continued)

• Methamphetamine

- Injection
- Snorting
- Orally
- Smoking



• Other Amphetamines

- Orally (tablets, capsules, etc.)



Drug Evaluation & Classification Training

X-8B

Possible Effects of CNS Stimulants

- Euphoria
- Hyperactivity
- Release of inhibitions
- Misperception of time and distance
- Inability to concentrate

Drug Evaluation & Classification Training

X-9

Cocaine Time Factors

- | | |
|--|---|
| <ul style="list-style-type: none"> • Smoked (freebase) <ul style="list-style-type: none"> - Virtually immediate effects - Very intense "rush" - Effects last 5-10 minutes | <ul style="list-style-type: none"> • Snorted <ul style="list-style-type: none"> - Effects are felt within 30 seconds - Intense "rush" - Effects last 30-90 minutes |
| <ul style="list-style-type: none"> • Injected <ul style="list-style-type: none"> - Effects are felt within seconds - Very intense "rush" - Effects last 45-90 minutes | <ul style="list-style-type: none"> • Orally <ul style="list-style-type: none"> - Effects begin within 3-5 minutes - Effects are less intense - Effects last 45-120 minutes |

Drug Evaluation & Classification Training

X-10

Methamphetamine Time Factors

- Effects are felt within seconds
- "Rush" is very intense for 5-30 seconds
- Effects can last up to 12 hours



Drug Evaluation & Classification Training

X-11

Evaluation of Suspects Under the Influence of CNS Stimulants

SFST Evidence:

- HGN or VGN - none
- Impaired performance will be evident on Walk and Turn and One Leg Stand
- Impaired performance will be evident on Romberg and Finger-to-Nose

Drug Evaluation & Classification Training

X-12A

Evaluation of Suspects Under the Influence of CNS Stimulants

General indicators: If subject snorts cocaine:

- Restlessness
 - Anxiety
 - Euphoria
 - Talkativeness
 - Irritability
 - Bruxism
 - Eyelid and leg tremors
- Runny nose
 - Redness to nasal area



Drug Evaluation & Classification Training

X-12B

Evaluation of Suspects Under the Influence of CNS Stimulants

Eye Examinations:

- Lack of Convergence - none
- Pupils will be dilated (Mydriasis)
- Pupillary reaction to light will be slow

Drug Evaluation & Classification Training

X-12C

Evaluation of Suspects Under the Influence of CNS Stimulants

Vital Signs:

- Blood pressure will be up
- Pulse will be up
- Body temperature will be up

Drug Evaluation & Classification Training

X-12D

CNS Stimulant Symptomatology Chart

HGN	None
VGN	None
Lack of Convergence	None
Pupil Size	Dilated (mydriasis)
Reaction to Light	Slow
Pulse Rate	Up
Blood Pressure	Up
Temperature	Up
Muscle Tone	Possibly rigid

Drug Evaluation & Classification Training

X-13



000453

Drug Influence Evaluation

Evaluator HAYES, CHUCK		DRE No		Rolling Log No.		X - 1	
Recorder/Witness		Crash: <input type="checkbox"/> Fatal <input checked="" type="checkbox"/> None <input type="checkbox"/> Injury <input type="checkbox"/> Property					
Offense's Name (Last, First, MI) EDWARD JAMES R		DOB 7.10.63	Sex M	Race W	Arresting Officer (Name, ID No.) ENGLE, R # 9922 USP		
Date Examined/Time/Location 7-8-96 2230 CENTRAL TESTING				Breath Results: Instrument # 012838A O.00		Chemical Test <input type="checkbox"/> Urine <input checked="" type="checkbox"/> Blood <input type="checkbox"/> Refused	
Miranda Warning Given: <input checked="" type="checkbox"/> Yes <input type="checkbox"/> No		What have you eaten today? When? CANDY BAR AROUND NOON		Have you been drinking? How much? Time of last drink? NOTHING N/A			
Time now? 8 O'CLOCK	When did you last sleep? How long? LAST NIGHT 3 HRS	Are you sick or injured? <input type="checkbox"/> Yes <input checked="" type="checkbox"/> No		Are you diabetic or epileptic? <input type="checkbox"/> Yes <input checked="" type="checkbox"/> No			
Do you take insulin? <input type="checkbox"/> Yes <input checked="" type="checkbox"/> No		Do you have any physical defects? <input type="checkbox"/> Yes <input checked="" type="checkbox"/> No		Are you under the care of a doctor or dentist? <input type="checkbox"/> Yes <input checked="" type="checkbox"/> No			
Are you taking any medication or drugs? <input type="checkbox"/> Yes <input checked="" type="checkbox"/> No		Attitude COOPERATIVE		Coordination POOR STUMBLING			
Speech RAPID NERVOUS		Eyes: <input type="checkbox"/> Reddened Conjunctiva <input checked="" type="checkbox"/> Normal <input type="checkbox"/> Bloodshot <input type="checkbox"/> Watery		Blindness: <input checked="" type="checkbox"/> None <input type="checkbox"/> L Eye <input type="checkbox"/> R Eye		Tracking: <input checked="" type="checkbox"/> Equal <input type="checkbox"/> Unequal	
Corrective Lens: <input checked="" type="checkbox"/> None <input type="checkbox"/> Glasses <input type="checkbox"/> Contacts, if so <input type="checkbox"/> Hard <input type="checkbox"/> Soft		Pupil Size: <input checked="" type="checkbox"/> Equal <input type="checkbox"/> Unequal (explain)		Able to follow stimulus: <input checked="" type="checkbox"/> Yes <input type="checkbox"/> No		Eyelids: <input checked="" type="checkbox"/> Normal <input type="checkbox"/> Droopy	
Pulse & Time	HGN	Left Eye	Right Eye	Vertical Nystagmus? <input type="checkbox"/> Yes <input checked="" type="checkbox"/> No		One Leg Stand	
1. 112 / 2240	Lack of Smooth Pursuit	NO	NO	Convergence Right Eye Left Eye			
2. 108 / 2253	Max. Deviation	NO	NO				
3. 100 / 2305	Angle of Onset	NONE	NONE				
Romberg Balance		Walk and Turn Test		Cannot Keep Balance <input checked="" type="checkbox"/> Starts Too Soon <input checked="" type="checkbox"/>			
				1 st Nine 2 nd Nine		<input checked="" type="checkbox"/> Sways While Balancing <input checked="" type="checkbox"/> Uses Arms to Balance <input type="checkbox"/> Hopping <input checked="" type="checkbox"/> Puts Foot Down	
Internal Clock 15 Estimated At 30 Sec.		Describe Turn TURNED IN ONE QUICK MOVEMENT (SWIVEL)		Cannot Do Test (Explain) N/A		Type of Footwear COMBAT BOOTS	
				Pupil Size	Room Light	Darkness	Direct
				Left Eye	6.0	8.5	6.0
				Right Eye	6.0	8.5	6.0
				Hippus	<input checked="" type="checkbox"/> Yes <input type="checkbox"/> No	Rebound Dilation	<input type="checkbox"/> Yes <input checked="" type="checkbox"/> No
				Attach Photos Of Fresh Puncture Marks			
Blood Pressure 142 / 96 Temp 99.9		Muscle Tone: <input type="checkbox"/> Normal <input type="checkbox"/> Flaccid <input checked="" type="checkbox"/> Rigid		Comments:			
t Medicine or Drug Have You Been Using? How Much? NOTHING I DON'T REMEMBER THAT		Time of Use? N/A		Where Were The Drugs Used? (Location) N/A			
Date/Time of Arrest 7-8-96 2200		Time DRE Notified 2220		Eval Start Time 2230		Time Completed 2310	
Member Signature (Include Rank) CAPT. CHUCK HAYES		ID No. 3321		Reviewed By: KARL CITER			
Opinion of Evaluator:		<input type="checkbox"/> Rule Out	<input type="checkbox"/> Alcohol	<input checked="" type="checkbox"/> Stimulant	<input type="checkbox"/> PCP	<input type="checkbox"/> Inhalant	<input type="checkbox"/> Cannabis
		<input type="checkbox"/> Medical	<input type="checkbox"/> Depressant	<input type="checkbox"/> Hallucinogen	<input type="checkbox"/> Narcotic Analgesic		

DRUG INFLUENCE EVALUATION

Page 2 of 2

LOG NO.

DRE: Officer Ron Moen

ARRESTEE: James R. Hedlund

1. LOCATION 2. WITNESS 3. BREATH TEST 4. NOTIFICATION / INTERVIEW ARRESTING OFCR.
 5. INITIAL OBSERVATIONS 6. MEDICAL PROBLEMS 7. PSYCHOPHYSICAL 8. CLINICAL INDICATORS
 9. SIGNS OF INGESTION 10. SUSPECTS STATEMENTS 11. OPINION 12. TOXICOLOGY SAMPLE 13. MISC.

1. **LOCATION:** Examination of James R. Hedlund took place in the DRE Room, 3rd Precinct, Tucson PD

2. **WITNESS:** Arresting Officer - Officer R. Engle, #2309 Tucson PD

3. **BREATH TEST:** Officer Engle administered Intoxilyzer breath test to Hedlund, the result was 0.00%

4. **NOTIFICATION / INTERVIEW of ARRESTING OFFICER:** Writer was notified by Officer Engle immediately upon completion of the breath test. Officer Engle stated subject had been apprehended for driving 110/65 zone and driving without headlights.

5. **INITIAL OBSERVATIONS:** Writer observed subject in the DRE room sitting next to Officer Engle. Subject rocked rocked back and forth while seated on the bench.

6. **MEDICAL PROBLEMS:** None observed or stated.

7. **PSYCHOPHYSICAL TESTS:** Romberg Balance: Subject swayed approximately 3" front to back and estimated 15 seconds as 30 seconds. Walk and Turn: Subject started to soon, lost balance during instructions, raised his arms, and turned in an abrupt swivel. One Leg Stand: Subject swayed, raised his arms, hopped and put his foot down. Finger to Nose: Subject missed tip of his nose on each attempt with his right hand.

8. **CLINICAL INDICATORS:** Subject's pulse, blood pressure and temperature were above the normal range. His pupils were dilated and reacted slowly to light.

9. **SIGNS of INGESTION:** Subjects nostrils were found to contain a residue of white powder.

10. **STATEMENTS:** Subject denied taking any medicine or drugs. When asked, "how much coke did you snort tonight?" Subject stated "I won't answer that"

11. **OPINION of EVALUATOR:** In my opinion James R. Hedlund is under the influence of a CNS Stimulant and unable to operate a vehicle safely.

12. **TOXICOLOGICAL SAMPLE:** Subject agreed to provided a blood sample.

13. **MISCELLANEOUS:**

000455

Drug Influence Evaluation

Evaluator JOHN, C		DRE No.		Rolling Log No.	
Recorder/Witness		Crash: <input type="checkbox"/> Fatal <input type="checkbox"/> None <input type="checkbox"/> Injury <input type="checkbox"/> Property			
Arrestee's Name (Last, First, MI) KOHLHEPP, KIM J		DOB 03/24/73	Sex F	Race W	Arresting Officer (Name, ID No.) ROBERTS, R #2468 CPD
Date Examined/Time/Location OCT 10, 1996 - 2315 - 3RD DISTRICT		Breath Results: <input checked="" type="checkbox"/> 0.00 <input type="checkbox"/> Refused Instrument # 1501		Chemical Test <input type="checkbox"/> Urine <input checked="" type="checkbox"/> Blood <input type="checkbox"/> Refused	
Miranda Warning Given: <input checked="" type="checkbox"/> Yes <input type="checkbox"/> No By: ROBERTS, R		What have you eaten today? When? HOT DOG 1 PM		Have you been drinking? How much? Time of last drink? NOTHING N/A	
Time now? MIDNIGHT When did you last sleep? YESTERDAY How long? 4 HRS		Are you sick or injured? <input type="checkbox"/> Yes <input checked="" type="checkbox"/> No		Are you diabetic or epileptic? <input type="checkbox"/> Yes <input checked="" type="checkbox"/> No	
Do you take insulin? <input type="checkbox"/> Yes <input checked="" type="checkbox"/> No		Do you have any physical defects? <input type="checkbox"/> Yes <input checked="" type="checkbox"/> No		Are you under the care of a doctor or dentist? <input type="checkbox"/> Yes <input checked="" type="checkbox"/> No	
Are you taking any medication or drugs? <input type="checkbox"/> Yes <input checked="" type="checkbox"/> No I DONT DO DRUGS		Attitude COOPERATIVE BUT RESTLESS		Coordination POOR, JITTERY, STUMBLING	
Speech VERY TALKATIVE RAPID "TRIPPING" OVER WORDS		Breath NORMAL		Face NORMAL	
Speech		Eyes: <input type="checkbox"/> Reddened Conjunctiva <input checked="" type="checkbox"/> Normal <input type="checkbox"/> Bloodshot <input type="checkbox"/> Watery		Blindness: <input checked="" type="checkbox"/> None <input type="checkbox"/> L Eye <input type="checkbox"/> R Eye	
Corrective Lenses: <input checked="" type="checkbox"/> None <input type="checkbox"/> Glasses <input type="checkbox"/> Contacts, if so <input type="checkbox"/> Hard <input type="checkbox"/> Soft		Pupil Size: <input checked="" type="checkbox"/> Equal <input type="checkbox"/> Unequal (explain)		Able to follow stimulus: <input checked="" type="checkbox"/> Yes <input type="checkbox"/> No	
Pulse & Time		HGN		Vertical Nystagmus? <input type="checkbox"/> Yes <input checked="" type="checkbox"/> No	
1. 100 2320		Lack of Smooth Pursuit		Convergence	
2. 103 2331		Max. Deviation		Right Eye Left Eye	
3. 104 2343		Angle of Onset			
Romberg Balance		Walk and Turn Test		Cannot Keep Balance Starts Too Soon	
				1" Nine 2" Nine	
				Stops Walking	
				Misses Heel-Toe	
				Steps Off Line	
				Raises Arms	
				Actual Steps Taken	
				L R Sways While Balancing	
				Uses Arms to Balance	
				Hopping	
				Puts Foot Down	
Internal Clock 16 Estimated At 30 Sec.		Describe Turn SLOW TURN ONE QUICK MOTION		Cannot Do Test (Explain) N/A	
				Type of Footwear STREET SHOES	
				Nasal Area	
				Oral Cavity CLEAR	
				Hippus <input type="checkbox"/> Yes <input checked="" type="checkbox"/> No	
				Rebound Dilation <input type="checkbox"/> Yes <input checked="" type="checkbox"/> No	
				Reaction To Light SLOW	
				RIGHT ARM LEFT ARM	
Blood Pressure 144 104 Temp 99.8		Muscle Tone: <input checked="" type="checkbox"/> Normal <input type="checkbox"/> Flaccid <input type="checkbox"/> Rigid		Comments:	
t Medicine or Drug Have You Been Using? How Much? Time of Use? Where Were The Drugs Used? (Location)		I DONT USE DRUGS ANYMORE		REFUSED	
Date/Time of Arrest OCT 10, 1996 2290		Time DRE Notified 2305		Eval Start Time 2315	
Member Signature (Include Rank) JOHN, C		ID No. 7766		Reviewed By: ROBERTS, R	
Opinion of Evaluator:		<input type="checkbox"/> Rule Out <input type="checkbox"/> Alcohol <input checked="" type="checkbox"/> Stimulant <input type="checkbox"/> PCP <input type="checkbox"/> Inhalant		<input type="checkbox"/> Medical <input type="checkbox"/> Depressant <input type="checkbox"/> Hallucinogen <input type="checkbox"/> Narcotic Analgesic <input type="checkbox"/> Cannabis	

DRUG INFLUENCE EVALUATION

Page 2 of 2

LOG NO.

DRE: Officer Clark John

ARRESTEE: Kim J. Kohlhepp (m)

1. LOCATION 2. WITNESS 3. BREATH TEST 4. NOTIFICATION / INTERVIEW ARRESTING OFCR.
 5. INITIAL OBSERVATIONS 6. MEDICAL PROBLEMS 7. PSYCHOPHYSICAL 8. CLINICAL INDICATORS
 9. SIGNS OF INGESTION 10. SUSPECTS STATEMENTS 11. OPINION 12. TOXICOLOGY SAMPLE 13. MISC.

1. LOCATION: Examination of Kim J. Kohlhepp took place in the DRE Room, 3rd Precinct, Albuquerque PD

2. WITNESS: Arresting Officer - Officer R. Roberts, #8712 Albuquerque PD

3. BREATH TEST: Officer Roberts administered Intoxilyzer breath test to Kohlhepp, the result was 0.00%

4. NOTIFICATION / INTERVIEW of ARRESTING OFFICER: Writer was notified by Officer Roberts immediately upon completion of the breath test. Officer Roberts stated subject had been apprehended for driving 65/30 zone, failure to stop for a traffic signal and driving without headlights.

5. INITIAL OBSERVATIONS: Writer observed subject in the DRE room standing next to Officer Roberts. When told to sit down, subject stood up again within several seconds and fidgeted from foot to foot.

6. MEDICAL PROBLEMS: None observed or stated.

7. PSYCHOPHYSICAL TESTS: Romberg Balance: Subject swayed approximately 2" side to side and estimated 12 seconds as 30 seconds. Walk and Turn: Subject stepped off the line, raised his arms, and turned in an abrupt (about face) One Leg Stand: Subject swayed, raised his arms, hopped and put his foot down. Finger to Nose: Subject missed tip of his nose on each attempt.

8. CLINICAL INDICATORS: Subject's pulses, blood pressure and temperature were above the normal range. His pupils were dilated and reacted slowly to light.

9. SIGNS of INGESTION: Subjects nostrils were found to be red and ulcerated.

10. STATEMENTS: Subject denied ever using drugs. Subsequently stated "I don't use drugs anymore"

11. OPINION of EVALUATOR: In my opinion Kim Kohlhepp is under the influence of a CNS Stimulant and unable to operate a vehicle safely.

12. TOXICOLOGICAL SAMPLE: Subject agreed to provided a blood sample.

13. MISCELLANEOUS: There is an outstanding bench warrant on the subject Kim J. Kohlhepp, for failure to appear on a charge of possession of methamphetamine.

One Hour

SESSION XI
PRACTICE: EYE EXAMINATIONS


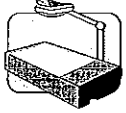

SESSION XI PRACTICE: EYE EXAMINATIONS


Upon successfully completing this session, the participant will be able to:



- o Conduct examinations of pupil size and reaction to light, under both lighted room and darkened room conditions.
- o Articulate the eye examination procedures.
- o Document the results of the examinations of pupil size and reaction to light.

Content SegmentsLearning Activities

- | | |
|--------------------------------|--------------------------------|
| A. Procedures For This Session | o Instructor Led Presentations |
| B. Room Light Examinations | o Students' Hands On Practice |
| C. Dark Room Examinations | o Instructor Led Coaching |
| D. Session Wrap Up | o Student Led Coaching |

Aides	Lesson Plan	Instructor Notes
  <p data-bbox="181 583 370 655">XI-0 (Session Objectives)</p>  <p data-bbox="181 760 354 793">10 Minutes</p>	<p data-bbox="425 298 922 331">PRACTICE: EYE EXAMINATIONS</p> <p data-bbox="425 688 896 722">A. Procedures For This Session</p> <ol style="list-style-type: none"> <li data-bbox="457 835 928 898">1. Participants will work in three or four member teams. <ol style="list-style-type: none"> <li data-bbox="506 940 928 1117">a. At any given time, one member of the team will be engaged in conducting and recording eye examinations of another member. <li data-bbox="506 1159 928 1327">b. The remaining member(s) will help coach and critique the student who is conducting the examinations. <li data-bbox="457 1369 906 1474">2. Participants will take turns serving as test administrator, test subject and coach. <li data-bbox="457 1516 922 1579">3. Teams initially will practice under lighted room conditions. <ol style="list-style-type: none"> <li data-bbox="506 1621 863 1684">a. Check pupil size under normal room light. <li data-bbox="506 1726 922 1831">b. Check reaction to light and pupil size using a pen light in a lighted room. 	<p data-bbox="993 298 1360 373">Total Lesson Time: Approximately 60 Minutes</p> <p data-bbox="993 415 1383 478">Point out "Practice Sessions" wall chart.</p> <p data-bbox="993 520 1383 625">Briefly review the objectives, content and activities of this session.</p> <p data-bbox="993 835 1334 869"><u>Make</u> team assignments.</p> <p data-bbox="993 1159 1409 1297"><u>Emphasize</u> that students can help each other learn by pointing out errors of omission or commission.</p> <p data-bbox="993 1726 1409 1864"><u>Clarification:</u> students will shine a pen light directly into the subject's eye. <u>Demonstrate</u> this, using a student subject.</p>

Aides	Lesson Plan	Instructor Notes
 <p data-bbox="181 1060 349 1092">20 Minutes</p>	<p data-bbox="454 304 917 409">4. Teams subsequently will practice under darkened room conditions.</p> <p data-bbox="503 451 885 514">a. Check pupil size in near total darkness.</p> <p data-bbox="503 556 925 661">b. Check reaction to light and pupil size under direct pen light.</p> <p data-bbox="454 703 860 808">5. Students will record their estimations using Eye Examinations Data Sheet.</p> <p data-bbox="414 987 860 1018">B. Room Light Examinations</p> <p data-bbox="454 1123 885 1197">1. Pupil size estimation, under room light.</p> <p data-bbox="454 1270 885 1375">2. Pupil reaction and size estimation, under direct pen light.</p>	<p data-bbox="990 703 1412 808"><u>Point out</u> the copies of the Eye Examination Data Sheet in the Student's Manual.</p> <p data-bbox="990 850 1396 955">Solicit students' questions concerning procedures for this practice session.</p> <p data-bbox="990 1123 1347 1228"><u>Monitor</u> teams and coach students as necessary and appropriate.</p> <p data-bbox="990 1270 1404 1438">When the first student completes the two estimations, have the team members exchange roles. Continue this process.</p> <p data-bbox="990 1480 1396 1543">Sequence of roles should be as follows:</p> <ol data-bbox="990 1554 1331 1732" style="list-style-type: none"> 1. Test administrator 2. Test subject 3. Coach 4. Test administrator (continue cycle) <p data-bbox="990 1774 1396 1942">Terminate this segment after 20 minutes, or after each student has twice served as a test administrator (whichever comes first).</p>

Aides	Lesson Plan	Instructor Notes
 25 Minutes	<p>C. Dark Room Examinations</p> <ol style="list-style-type: none"> 1. Pupil size estimation, under near total darkness. 2. Pupil reaction and size estimation, under direct pen light. 	<p><u>Allow</u> students approximately 90 seconds for their eyes to adapt to the darkened conditions.</p> <p><u>Monitor</u> teams and coach students as necessary and appropriate.</p> <p>When the first student completes the two checks, have the team members exchange roles. Continue this process.</p> <p>Sequence of roles should be as follows:</p> <ol style="list-style-type: none"> 1. Test administrator 2. Test subject 3. Coach 4. Test administrator (continue cycle) <p>Terminate this segment after 25 minutes, or after each student has twice served as a test administrator (whichever comes first).</p>
 5 Minutes	<p>D. Session Wrap Up</p>	<p><u>Offer</u> appropriate comments and observations about the students' performance.</p> <p><u>Solicit</u> students' comments concerning the practice session.</p>

Session XI

Practice: Eye Examinations




Practice: Eye Examinations

Upon successfully completing this session, the participant will be able to:

- Conduct examinations of pupil size and reaction to light, under both lighted room and darkened room conditions
- Articulate the eye examination procedures
- Document the results of the examinations of pupil size and reaction to light

Drug Evaluation & Classification Training

XI-0



One Hour and Forty-Five Minutes

SESSION XII
ALCOHOL WORKSHOP

SESSION XII ALCOHOL WORKSHOP

Upon successfully completing this session, the participant will be able to:


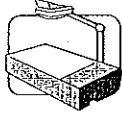

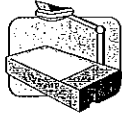
- o Correctly administer the preliminary clinical examinations and psychophysical tests used in the drug evaluation procedure.
- o Observe and record the suspect's performance on the preliminary clinical examinations and psychophysical tests.
- o Determine the level of impairment based on the results of the suspect's preliminary clinical examinations and psychophysical tests.


Content Segments

- A. Procedures
- B. Hands-On Practice
- C. Session Wrap Up

Learning Activities

- o Instructor Led Presentations
- o Student Led Practice
- o Instructor Led Discussion

Aides	Lesson Plan	Instructor Notes
  <p data-bbox="191 615 342 716">XII-0 (Session Objectives)</p>  <p data-bbox="191 825 358 856">10 Minutes</p>  <p data-bbox="191 1251 383 1352">XII-1 (Examinations and tests)</p>	<p data-bbox="427 323 769 354">ALCOHOL WORKSHOP</p> <p data-bbox="427 751 667 783">A. Procedures</p> <ol data-bbox="464 894 943 1917" style="list-style-type: none"> <li data-bbox="464 894 943 995">1. Students will work in three or four member teams during this session. <li data-bbox="464 1037 943 1738">2. Each team will administer a battery of tests to each volunteer. <ol data-bbox="516 1178 943 1738" style="list-style-type: none"> <li data-bbox="516 1178 943 1281">a. The preliminary clinical examinations and psychophysical tests include: <ul data-bbox="565 1318 943 1738" style="list-style-type: none"> <li data-bbox="565 1318 943 1350">o Pupil Size (Room Light) <li data-bbox="565 1356 943 1423">o Horizontal Gaze Nystagmus <li data-bbox="565 1430 943 1497">o Vertical Gaze Nystagmus <li data-bbox="565 1503 943 1535">o Lack of Convergence <li data-bbox="565 1541 943 1572">o Romberg <li data-bbox="565 1579 943 1610">o Walk and Turn <li data-bbox="565 1617 943 1684">o One Leg Stand (both legs) <li data-bbox="565 1690 943 1722">o Finger to Nose <li data-bbox="565 1728 943 1759">o Pulse <li data-bbox="516 1780 943 1917">b. Results/observations of all tests will be recorded on the Standard Drug Evaluation Report Form. 	<p data-bbox="998 323 1377 394">Total Lesson Time: Approximately 105 Minutes</p> <p data-bbox="998 432 1357 464">Session title on wall chart.</p> <p data-bbox="998 504 1390 604">Briefly review the objectives, content and activities of this session.</p> <p data-bbox="998 894 1336 926">Make team assignments.</p> <p data-bbox="998 1178 1403 1352"><u>Point out</u> that for the Drug Evaluation and Classification Examination, it is helpful to estimate angle of onset for HGN, and to relate it to BAC.</p> <p data-bbox="998 1780 1411 1946">Point out that copies of the report form are in the Student's Manual. Each team will need one report form for each volunteer.</p>

Aides	Lesson Plan	Instructor Notes
 <p data-bbox="191 1549 358 1577">75 Minutes</p>	<p data-bbox="467 310 914 411">3. For each volunteer, team members should perform the following duties:</p> <ul style="list-style-type: none"> <li data-bbox="521 453 932 554">a. One team member will administer the tests to the volunteer. <li data-bbox="521 596 906 697">b. One team member will record the results on the report form. <li data-bbox="521 739 948 907">c. The other team member(s) will assist the test administrator in observing the volunteer's performance on the tests. <p data-bbox="467 949 906 1050">4. Some volunteers will have BACs above 0.10, others will have lower BACs.</p> <p data-bbox="467 1092 919 1159">5. The following safety precautions will be strictly enforced:</p> <ul style="list-style-type: none"> <li data-bbox="521 1201 948 1230">a. <u>No weapons will be present.</u> <li data-bbox="521 1272 922 1339">b. <u>Volunteers will not be left unattended at any time.</u> <p data-bbox="431 1411 773 1440">B. Hands On Practice</p> <ul style="list-style-type: none"> <li data-bbox="467 1482 786 1512">1. Test administration <li data-bbox="467 1621 711 1650">2. Test recording 	<p data-bbox="1003 739 1429 873"><u>Emphasize</u> that team members will take turns performing the various duties, as they deal with the different volunteers.</p> <p data-bbox="1003 1272 1406 1373">Solicit students' questions concerning the procedures for the Alcohol Workshop.</p> <p data-bbox="1003 1482 1419 1549"><u>Monitor</u> teams as they test the volunteers.</p> <p data-bbox="1003 1621 1432 1722">Make sure that each student takes at least one turn as a test administrator.</p> <p data-bbox="1003 1768 1406 1869">Coach students, as necessary, to improve their performance as test administrators.</p>

SAMPLE CHALKBOARD ARRAY FOR
RECORDING TEAMS' ASSESSMENTS.

TEAMS' ESTIMATES OF BAC

Volunteer	0.05 or less	.06-.07	.08-.09	.10- .11	.12- .13	.14- .15	.16 or more	Actual BAC

(TABLE ENTRIES REPRESENT TEAMS' "VOTES")

Session XII

Alcohol Workshop



Alcohol Workshop

Upon successfully completing this session, the participant will be able to:

- Correctly administer the preliminary clinical examinations psychophysical tests used in the Drug Evaluation procedure
- Observe and record the suspect's performance on the preliminary clinical examinations and psychophysical tests
- Determine the level of impairment based on the results of the suspect's preliminary clinical examinations and psychophysical tests

Drug Evaluation & Classification Training


XII-0

Examinations And Tests

- Pupil Size (Room Light)
- Horizontal Gaze Nystagmus
- Vertical Gaze Nystagmus
- Lack of Convergence
- Romberg
- Walk and Turn
- One Leg Stand (Both Legs)
- Finger to Nose
- Pulse

Drug Evaluation & Classification Training

XII-1



Thirty Minutes

SESSION XIII

PHYSICIAN'S DESK REFERENCE (PDR)
AND OTHER REFERENCE SOURCES

SESSION XIII PHYSICIAN'S DESK REFERENCE (PDR) AND OTHER
REFERENCE SOURCES

Upon successfully completing this session, the participant will be able to:

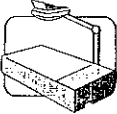
- o Explain how the various sections of the PDR can provide information that will:
 - * aid in the drug influence evaluation;
 - * aid in courtroom testimony.

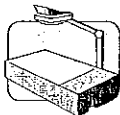

- o Use the PDR; that is, in a practical exercise, when presented with color photographs of typical prescription drugs encountered in law enforcement contacts, the student will correctly identify and classify those drugs, and list the signs and symptoms that can be caused by them and observed and documented during a drug influence examination.


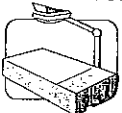
Content Segments

Learning Activities

- | | |
|---|--------------------------------|
| A. Physician's Desk Reference as a resource | o Instructor Led Presentations |
| B. Practical Exercise | o Small Group Exercise |
| C. Other Resource Material | |


Aides	Lesson Plan	Instructor Notes
 <p>XIII-1</p>	<p>e. Additional information on the various drugs can be obtained from the manufacturer.</p> <p>2. Sections of a PDR.</p> <p>a. Manufacturers Index (section 1)</p> <p>b. Product Name Index and Discontinued Products (section 2).</p> <p>c. Product Category Index (section 3).</p> <p>d. Generic and Chemical Name Index (section 4).</p> <p>e. Product Identification Section (section 5).</p> <p>f. Product Information Section (section 6).</p> <p>g. Diagnostic Product Information (section 7)</p> <p>h. Poison Control Centers</p>	<p>Point out that the sections are color coded for easy use.</p> <p>List of manufacturers (with phone numbers) who have provided prescribing information.</p> <p>Alphabetical listing of products available and a listing of discontinued products.</p> <p>Note: New editions PDR 1996 will have a merging of Sections 2 and 4.</p> <p>Products listed according to appropriate category.</p> <p>Products listed under generic and chemical name headings according to the principal ingredient(s).</p> <p>Point out that this section contains actual size, full color reproductions.</p> <p>Point out that this section describes composition, action, uses, administration, dosage, contraindications, precautions, side effects, the form in which supplied and other information concerning use. Also includes common names, generic compositions or chemical names.</p> <p>Diagnostic product descriptions.</p> <p>List of centers and emergency telephone numbers.</p>

Aides	Lesson Plan	Instructor Notes
 XIII-2	<ul style="list-style-type: none"> i. Guide to Management of Drug Overdose. 3. Use of PDR in Drug Evaluation and Classification <ul style="list-style-type: none"> a. To identify prescription drugs. b. To identify the effects of prescription drugs for comparison with observed effects. 4. How to use the PDR. <ul style="list-style-type: none"> a. Identification of an unknown product. b. Identification of drug pharmacology. 5. Location and acquisition of agency's PDR(s). 	<p>Information concerning drug overdosage.</p> <p>This information is contained in the product identification section.</p> <p>This information is contained in the product information section.</p> <p>Demonstrate how to identify a tablet, capsule, etc. using the product identification section.</p> <p>Demonstrate how to use the product information section.</p> <p>Example: Nembutal sodium capsules (pentobarbital sodium capsules)</p> <p>Point out that PDRs can be obtained from physicians, hospitals, etc. It is not essential to have the current version for typical enforcement uses.</p>
 15 Minutes	<ul style="list-style-type: none"> B. Practical Exercise <ul style="list-style-type: none"> 1. Small group exercise 2. Group reports 	<p>Assign students to small groups and provide color slides or photographs of typical prescription drugs encountered during enforcement contacts.</p> <p>Have the group identify the drugs and describe typical "actions" or symptoms that can be observed and documented during a Drug Evaluation.</p> <p>Each group must have a PDR.</p>

Aides	Lesson Plan	Instructor Notes
 5 Minutes  XIII-3A and 3B	<p>C. Other Resources</p> <ol style="list-style-type: none"> 1. National Highway Traffic Safety Administration, Traffic Law Enforcement Division 2. State Drug Evaluation and Classification Program Coordinator. 3. "The DRE" Newsletter 4. Traffic Law Center 5. Local Poison Control Center 6. Medical Dictionaries 7. The Pill Book, The Drug Identification Bible, and other consumer's guides to drugs 8. Other texts 9. Newspaper and magazine articles on drugs and drug impaired driving, including counter-culture magazines such as "High Times". 10. Software programs such as Pharmacists, Body Works, Mosbey's Medical Dictionary and other programs are available on disks and CDs. 11. Various resources are available through Online services and the Internet. 	<p>Point out that names and addresses of the State DEC Coordinators are included in the Student's Manual.</p> <p>Published by the Prosecutor's Office, Phoenix, Arizona.</p> <p>Instructor: Discuss some other useful texts known to you.</p>

Session XIII

Physician's Desk Reference (PDR) and Other Reference Sources



Physician's Desk Reference (PDR) and Other Reference Sources

Upon successfully completing this session, the participant will be able to:

- Explain how the various sections of the PDR can provide information that will:
 - aid in the drug influence evaluation
 - aid in courtroom testimony
- Use the PDR in a practical exercise, when presented with color photographs of typical prescriptions drugs encountered in law enforcement contacts. The student will correctly identify and classify those drugs and list the signs and symptoms that can be caused by them and observed and documented during a drug influence examination

Drug Evaluation & Classification Training

XIII-0

Sections of a Physician's Desk Reference

- Manufacturers' index
- Product name index and discontinued products
- Product category index
- Generic and chemical name index
- Product identification section
- Product information section
- Diagnostic product information
- Poison control centers
- Guide to management of drug overdose

Drug Evaluation & Classification Training

XIII-1

Product Information Section Example

Nembutal sodium capsules (pentobarbital sodium capsules)

- Description
- Clinical pharmacology
- Indications and usage
- Warnings
- Precautions
- Dosage and administration
- Drug abuse and dependence
- How supplied

Drug Evaluation & Classification Training

XIII-2

Continuing Information Sources

- National Highway Traffic Safety Administration, Traffic Law Enforcement Division
- State DEC Program Coordinator
- "DRE" Newsletter
Phoenix City
Prosecutor's Office
455 North 5th Street
Suite 400
Phoenix, AZ 85004

Drug Evaluation & Classification Training


XIII-3A

Continuing Information Sources (continued)

- Local poison control center
- Medical dictionary
- Pill Book
- Other text books (physiology, pharmacology, toxicology, etc.)
- Newspaper and magazine articles

Drug Evaluation & Classification Training

XIII-3B



One Hour and Forty-Five Minutes

SESSION XIV
HALLUCINOGENS

SESSION XIV HALLUCINOGENS

Upon successfully completing this session, the participant will be able to:

- o Explain a brief history of the Hallucinogen category of drugs.
- o Identify common drug names and terms associated with this category.
- o Identify common methods of administration for this category.
- o Explain the symptoms, observable signs and other effects associated with this category.
- o Explain the typical time parameters, i.e., onset and duration of effects, associated with this category.
- o State the clues that are likely to emerge when the Drug Evaluation and Classification Process is conducted for a person under the influence of this category of drugs.
- o Correctly answer the "topics for study" questions at the end of this Section.

Content Segments

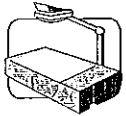
Learning Activities

- | | |
|---------------------------------------|--|
| A. Overview of the Category | o Instructor Led Presentations |
| B. Possible Effects | o Review of Drug Evaluation and Classification Exemplars |
| C. Onset and Duration of Effects | o Reading Assignments |
| D. Overdose Signs and Symptoms | o Video Presentations (If Available) |
| E. Expected Results of the Evaluation | o Slide Presentations |

Aides

Lesson Plan

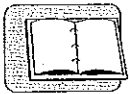
Instructor Notes



XIV-0A&B
(Session
Objectives)



20 Minutes



HALLUCINOGENS

A. Overview of the Category

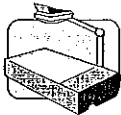
1. Hallucinogens are drugs that affect a person's perceptions, sensations, thinking, self awareness and emotions.
 - a. The word "Hallucinogen" means something that causes hallucinations.
 - b. An hallucination is a sensory experience of something that does not exist outside the mind.
 - o Seeing, hearing, smelling, tasting or feeling something that isn't really there.
 - o Having distorted sensory perceptions, so that things look, sound, smell, etc. differently from the way they really are.

Total Lesson Time:
Approximately 105 Minutes

Session title on wall chart.

Briefly review the objectives, content and activities of this session.

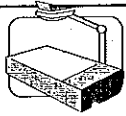
Definition from The Random House College Dictionary (Revised Edition, 1980).

Aides	Lesson Plan	Instructor Notes
 <p data-bbox="196 699 378 766">XIV-1 (Synesthesia)</p>	<p data-bbox="521 310 954 590">c. Hallucinogenic drugs usually produce what are called <u>pseudo-hallucinations</u>: i.e., the user typically is aware that what he or she is seeing, hearing, smelling, etc. isn't real, but is a product of the drug.</p> <p data-bbox="521 632 954 800">d. One common type of hallucination produced by these drugs is called <u>Synesthesia</u>, which means a transposing of sensory modes.</p> <ul style="list-style-type: none"> <li data-bbox="570 842 954 947">o Sounds for example, may be transposed into sights. <li data-bbox="570 1020 954 1083">o Sights may be transposed into odors. <p data-bbox="521 1167 954 1335">e. The illusions and distorted perceptions produced by hallucinogenic drugs may be very alarming, even terrifying.</p> <ul style="list-style-type: none"> <li data-bbox="570 1377 954 1482">o They may produce panic and uncontrolled excitement. <li data-bbox="570 1556 954 1692">o The user may be unable to cope with the terror, and may attempt to flee wildly. <li data-bbox="570 1734 954 1936">o A user who is emotionally or mentally unstable may become psychotic in response to this frightening experience. 	<p data-bbox="1008 380 1442 590"><u>But emphasize</u> that the fact that the user knows the hallucinations aren't real doesn't make those hallucinations any less dangerous if they occur while driving.</p> <p data-bbox="1008 632 1442 737">Note: Synesthesia may occur naturally in an insignificant percentage of the population.</p> <p data-bbox="1008 842 1442 978"><u>Examples:</u> The user may "see" a flash of color, or some other sight, when the telephone rings.</p> <p data-bbox="1008 1020 1442 1125">The user may "smell" a particular fragrance when he or she looks at something painted red.</p> <p data-bbox="1008 1377 1442 1514"><u>Point out</u> that the expression "bad trip" refers principally to these panic filled reactions to Hallucinogens.</p>

Aides

Lesson Plan

Instructor Notes

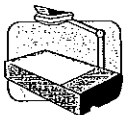


XIV-2
("Flashback")

f. A terrifying "bad trip" sometimes may be re-experienced as a flashback.

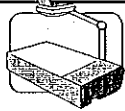

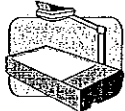
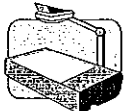
- o In simple terms, a flashback is a vivid recollection of a portion of an hallucinogenic experience.
- o A flashback does not occur because of a residual quantity of drug in the user's body.
- o Instead, a flashback essentially is a very intense daydream.

But point out that subsequent use of the drug may precipitate a flashback, by causing the user to reexperience the frightening illusions of the previous "bad trip".




XIV-2A
(Types of Flashback)

- g. There are three types of flashback:
- o Emotional: Feelings of panic, fear, etc; the sensations of a "bad trip".
 - o Somatic: Altered body sensations, tremors, weakness, dizziness, crawly, tingly feelings on the skin.
 - o Perceptual: Distortions of vision, hearing, smell and/ or other senses. These distortions are "re-runs" of the original "trip".


Aides	Lesson Plan	Instructor Notes
 <p>XIV-2B (Illusions and Delusions)</p>	<p>h. Remember that hallucinogens produce <u>illusions</u>, <u>delusions</u> or both.</p> <ul style="list-style-type: none"> o An illusion is a false perception, i.e., a misrepresentation of what the senses are receiving. o A delusion is a false belief. <p>i. Because they often make the user appear to be insane, Hallucinogens sometimes are called psychotomimetic drugs.</p>	<p>Example of an illusion: "I see an Elephant".</p> <p>Example of a delusion: "I am an Elephant".</p> <p>Print "PSYCHOTOMIMETIC" on the chalkboard or flip chart.</p> <p>"Psychotomimetic" means "something that mimics psychosis". A psychosis is a major mental disorder. It implies a loss of touch with reality.</p>
	<p>2. Some Hallucinogens come from natural sources, while others are synthetically manufactured.</p>	
 <p>XIV-3A (Hallucinogens)</p>	<p>a. Peyote and Psilocybin are examples of naturally occurring Hallucinogens.</p>	<p><u>Instructor, for your information:</u> Other naturally occurring Hallucinogens include nutmeg; jimson weed; morning glory seeds; and, bufotenine, a substance found in the glands of certain toads.</p> <p>Note: Some regional or local Hallucinogens may be discussed in more detail.</p>
 <p>XIV-3B</p>	<p>b. LSD, MDA, MDMA, DMT, STP and TMA are examples of synthetically manufactured Hallucinogens.</p>	<p>LSD: Lysergic Acid Diethylamide</p>


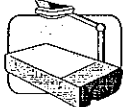
Aides	Lesson Plan	Instructor Notes
	<p>3. Peyote is a small, spineless cactus.</p> <p>a. The active, hallucinogenic ingredient in peyote is <u>mescaline</u>.</p> <p>b. Peyote use by certain Indian tribes for religious rituals pre-dates Columbus' discovery of America by many centuries.</p> <p>c. Peyote is used legally in religious ceremonies of the Native American Church.</p>	<p>MDA: Methylene Dioxyamphetamine</p> <p>MDMA: Methylene DioxyMethamphetamine (also known as "Ecstasy").</p> <p>STP: (also known as DOM) Dimethoxylamphetamine</p> <p>TMA: Trimethoxyamphetamine</p> <p>DMT: Dimethyltryptamine</p> <p><u>Instructor, for your information:</u> Drugs such as MDA, MDMA, STP and TMA all contain amphetamine based compounds. They are for this reason sometimes called "<u>psychedelic amphetamines</u>". In essence, they are high powered CNS Stimulants that cause hallucinations.</p> <p><u>If available</u>, show 35 mm slides of the peyote cactus and of dried "buttons" or crowns from the cactus.</p> <p>Mescaline is a chemical relative of adrenalin. Its effects on the body may be similar to those that would result from a massive rush of adrenalin.</p> <p>Mescaline was first isolated from Peyote in 1856. It was named after the Mescalero Apaches.</p>

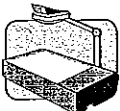
Aides	Lesson Plan	Instructor Notes
	<p>4. Psilocybin is a drug found in a number of different species of mushrooms of the genus <i>Psilocybe</i>.</p> <p>a. These mushrooms also have been used in Indian religious ceremonies for thousands of years.</p> <p>b. An unstable derivative of Psilocybin, called <u>Psilocin</u>, also is found in these mushrooms and also has hallucinogenic properties.</p> <p>5. LSD is perhaps the most famous of the synthetically manufactured Hallucinogens.</p> <p>a. "LSD" is an abbreviation of Lysergic Acid Diethylamide.</p> <p>b. It was first produced in 1938, although its hallucinogenic properties were not discovered until 1943.</p> <p>c. LSD was used in psychotherapy during the 1940's and early '50's.</p>	<p>Persons who are not American Indians cannot be members of the Native American Church.</p> <p>Eighty-one species of these mushrooms have been identified as hallucinogenic.</p> <p><u>If available</u>, show 35 mm slides of Psilocybin Mushrooms.</p> <p>Psilocybin is chemically very similar to serotonin, a neurotransmitter that is found in the brain.</p> <p>The effects of Psilocybin may be similar to what would happen if the brain were suddenly flooded with Serotonin.</p> <p><u>Example</u>: It was occasionally used in the treatment of alcoholism.</p> <p><u>If available</u>, show 35 mm slides of various forms of LSD.</p>

Aides	Lesson Plan	Instructor Notes
	<p>d. Although LSD is a synthetic drug, it was first derived from Ergot, a fungus that grows on rye and other grains.</p> <p>e. In the Middle Ages, when people accidentally ate this fungus, their resulting bizarre behavior was thought to stem from possession by the Devil.</p> <p>f. The trials and subsequent burning of "witches" in Salem, Massachusetts in 1692 probably was due to accidental Ergot consumption by those women.</p> <p>g. Ergot is still used medically to treat migraine headaches.</p> <p>6. MDA, STP and TMA are synthetically manufactured Hallucinogens that sometimes are called "Psychedelic Amphetamines".</p> <p>a. They are chemically related to Amphetamines and produce many effects similar to those of CNS Stimulants.</p> <p>b. They are also chemically related to Mescaline.</p> <p>c. MDA is an abbreviation for 3, 4-Methylenedioxy-amphetamine</p> <p>d. Among users, MDA sometimes is referred to as the "Mellow Drug of America".</p>	<p>Write "LSD derived from Ergot, a fungus" on the chalkboard or flip chart.</p> <p>Sandoz Laboratories markets a combination of caffeine and Ergot called Cafergot.</p>

Aides	Lesson Plan	Instructor Notes
	<p>e. STP is also called DOM, an abbreviation of 2 Methyl-2,5 Dimethoxylamphetamine.</p> <p>f. Users have popularized the abbreviation STP, representing "Serenity, Tranquility and Peace".</p> <p>g. TMA is an abbreviation for 3,4,5-Trimethoxyamphetamine.</p> <p>7. An important fact about Hallucinogens is that they are <u>not</u> addictive, in the sense that cessation of use does not produce withdrawal signs or symptoms; however, regular users do develop tolerance to these drugs.</p> <p>8. Methods of ingestion of Hallucinogens.</p> <p>a. The most common method of ingesting Hallucinogens is <u>orally</u>.</p> <ul style="list-style-type: none"> o LSD is placed on bits of paper, gelatin squares, or sugar cubes and eaten. o The small "buttons" or crowns of the Peyote Cactus are dried and eaten, or may be brewed into a beverage for drinking. 	<p><u>Point out</u> the ironic fact that drugs popularly associated with soothing concepts like "mellowness and tranquility" actually often produce the extreme panic of a "bad trip".</p> <p><u>Point out</u> that there are additional Hallucinogens beyond those listed on Visual XIV-3.</p> <p><u>But point out</u> that many people repeatedly abuse these non-addictive drugs because they enjoy the hallucinogenic effects they produce.</p>

Aides	Lesson Plan	Instructor Notes
 5 Minutes	<ul style="list-style-type: none"> o Similarly, the Psilocybin Mushrooms are dried and eaten, or may be brewed into a beverage for drinking. b. Some Hallucinogens can also be <u>smoked</u> (example: LSD impregnated on Marijuana or tobacco cigarettes). c. Some users <u>inject</u> LSD. d. MDA can also be <u>insufflated</u>, or "snorted". <p>B. Possible Effects</p> <ol style="list-style-type: none"> 1. The effects of Hallucinogens vary widely, and are affected by the user's personality, mood and expectations, and by the surroundings in which the drug is taken. <ul style="list-style-type: none"> a. Generally, Hallucinogens intensify whatever mood the user is in at the time the drug is taken. <ul style="list-style-type: none"> o If the user is depressed, the drug will deepen the depression. o If the user is feeling pleasant, the drug will heighten that feeling. 	<p>Point out that some Hallucinogens such as LSD can be absorbed through the skin. Officers should make it a practice to wear latex gloves when handling any suspected drugs.</p> <p>Solicit students' comments or questions on this overview of Hallucinogens.</p>

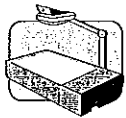
Aides	Lesson Plan	Instructor Notes
 <p data-bbox="191 1308 358 1339">15 Minutes</p>  <p data-bbox="191 1451 329 1587">XIV-4A ("Time Factors of Peyote")</p>	<p data-bbox="516 310 954 520">b. If the user expects that the drug will help him or her achieve new insights or an expanded consciousness, the "trip" will seem to have that effect.</p> <p data-bbox="464 562 919 699">2. However, Hallucinogens also often uncover mental or emotional flaws that the user was unaware of possessing.</p> <p data-bbox="464 741 954 877">3. Therefore, many users who expect a positive experience with the drug will encounter instead the panic of a "bad trip".</p> <p data-bbox="464 919 930 1192">4. The most common effect of the Hallucinogen is hallucination: the distorted perception of reality, often with a mixing of senses that makes it virtually impossible for the drug influenced user to function in the real world.</p> <p data-bbox="431 1234 922 1266">C. Onset and Duration of Effects</p> <p data-bbox="464 1381 954 1476">1. The time parameters associated with Hallucinogens vary from drug to drug.</p> <p data-bbox="464 1518 943 1654">2. The effects of Peyote (Mescaline) begin to be felt within approximately one-half hour after eating the cactus "buttons".</p> <p data-bbox="516 1696 938 1871">a. <u>30 minutes</u>: nausea, possibly leading to vomiting; mild rise in blood pressure, pulse, temperature and heart rate; pupils dilate.</p>	<p data-bbox="1003 1098 1401 1192">Solicit students' comments or questions on this overview of Hallucinogens.</p>

Aides	Lesson Plan	Instructor Notes
 <p data-bbox="191 1220 358 1356">XIV-4B ("Time Factors of Psilocybin")</p>	<p data-bbox="513 327 938 537">b. <u>One hour</u>: sensory changes begin; visual distortions accompanied by rich colors; objects take on new forms and begin to move; shapes "come alive".</p> <p data-bbox="513 579 938 716">c. <u>3-4 hours</u>: sensory changes reach their peak; synesthesia (mixing of senses) commonly occurs.</p> <p data-bbox="513 751 954 821">d. <u>10 hours</u>: gradual decline in effects.</p> <p data-bbox="513 856 867 926">e. <u>12 hours</u>: nearly total recovery from effects.</p> <p data-bbox="513 961 911 1104">f. <u>24 hours</u>: approximately 87% of the Mescaline has been excreted from the body.</p> <p data-bbox="467 1146 943 1209">3. Psilocybin also begins to exert its effects within one-half hour.</p> <p data-bbox="513 1251 927 1419">a. <u>1-30 minutes</u>: dizziness, light headed feeling, giddiness; the extremities (hands, feet, etc.) may feel very light <u>or</u> very heavy.</p> <p data-bbox="513 1461 959 1703">b. <u>30-60 minutes</u>: vision blurs; colors become brighter, leave longer lasting after images; objects take on sharp visual definition; hearing becomes more acute.</p>	

Aides


Lesson Plan

Instructor Notes



XIV-4C
 ("Time
 Factors of
 LSD")

- c. 60-90 minutes: color patterns and shapes start to develop; the surfaces of objects appear to develop waves and wave-like patterns; distance perception becomes impaired; feelings of euphoria develop.
 - d. 90-100 minutes: body sensations increase, along with mental perceptions; user commonly becomes introspective.
 - e. 120-180 minutes: effects start to diminish.
4. LSD's effects begin to be felt within 30-45 minutes.
- a. 30-45 minutes: blood pressure, pulse and temperature rise; pupils dilate; hair starts to stand on end (Piloerection); nausea, dizziness and headache develop.
 - b. 4-6 hours: effects reach their peak.
 - c. 7-9 hours: effects diminish.
 - d. 10-12 hours: user feels normal.
5. Onset and duration of effects of other Hallucinogens vary widely from about 2 hours to about 24 hours.

Aides	Lesson Plan	Instructor Notes
 5 Minutes	<p>D. Overdose Signs and Symptoms</p> <ol style="list-style-type: none"> 1. Death from overdose of LSD or Mescaline is not common. <ol style="list-style-type: none"> a. It is unlikely that other Hallucinogens would <u>directly</u> result in death from overdoses. b. However, an overdose can be extremely dangerous and <u>indirectly</u> result in death. <ol style="list-style-type: none"> o The extreme panic and agitation of a "bad trip" have been known to result in suicide, or in accidental death as the user attempts to flee the hallucinations. o Sometimes Hallucinogens induce a perception of invulnerability in the user, leading to bizarre and very dangerous behavior, and death. 2. The most common danger of an overdose of Hallucinogen is an intense "bad trip", which can result in severe and sometimes permanent psychosis. 3. Some evidence also suggests that prolonged use of LSD may produce organic brain damage, leading to impaired memory, reduced attention span, mental confusion and impaired ability to deal with abstract concepts. 	<p><u>Example:</u> At least one LSD user was killed when he attempted to stop a train. Others have died from jumping off buildings believing they can fly.</p> <p>Solicit students' comments and questions concerning time factors.</p>

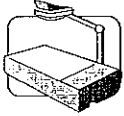
Aides

Lesson Plan

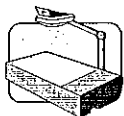
Instructor Notes



60 Minutes



XIV-5A
("SFST
Evidence")

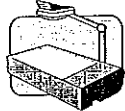

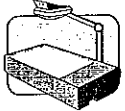



XIV-5B
("General
Indicators")

- E. Expected Results of the Evaluation
1. Observable evidence of impairment.
 - a. Standardized Field Sobriety Tests.
 - o Neither Horizontal nor Vertical Gaze Nystagmus will be present.
 - o Performance on the Romberg balance test will be impaired, particularly in the subject's estimation of the passage of 30 seconds.
 - o Performance on the Walk and Turn, One Leg Stand and Finger to Nose tests will be markedly impaired due to the subject's severe visual distortion, impaired perception of distance and decreased muscle coordination.
 - b. General indicators
 - o dazed appearance
 - o body tremors
 - o perspiring
 - o uncoordinated movements
 - o muscle tone normal/rigid

Point out that some subjects under the influence of Hallucinogens may not be able to understand or complete the tests, especially if the subject is hallucinating.

Emphasize that DRE officers conducting evaluations on subjects under the influence of hallucinogens should be especially careful due to the bizarre and unpredictable behavior of these subjects.

Aides	Lesson Plan	Instructor Notes
 <p>XIV-5C ("Eye Examinations")</p>	<ul style="list-style-type: none"> o difficulty with speech o statements/utterances suggesting hallucinations or distorted sensory perceptions <p>2. Evidence associated with the physiologic examinations.</p> <p>a. Eye examinations</p> <ul style="list-style-type: none"> o Lack of Convergence will not be evident. o pupils generally will be dilated. o Reaction to light will usually be normal. Certain Psychedelic Amphetamines usually will slow the pupils' reaction to light 	
 <p>XIV-5D ("Vital Signs Examinations")</p>	<p>b. Vital signs examinations</p> <ul style="list-style-type: none"> o blood pressure generally will be elevated. o pulse generally will be up. o body temperature generally will be up. 	
 <p>XIV-6 ("Hallucinogens Symptomatology Chart")</p>	<p>3. Summary</p> <p>4. Demonstrations</p>	

Aides	Lesson Plan	Instructor Notes
	<p>a. Video tape demonstrations (if available)</p> <p>b. Drug Evaluations and Classification exemplar demonstrations</p>	<p>Show video tape of subject(s) under the influence of Hallucinogens. Relate behavior and observations to the symptomology chart.</p> <p>Refer students to the exemplars found at the end of Section XIV of their student manuals.</p> <p>Relate the items noted on the exemplars to the symptomatology chart.</p> <p>Solicit students' questions or comments concerning expected results of the evaluation of subjects under the influence of Hallucinogens.</p>

Session XIV

Hallucinogens



Hallucinogens

Upon successfully completing this session, the participant will be able to:

- Explain a brief history of the Hallucinogen category of drugs
- Identify common drug names and terms associated with this category
- Identify common methods of administration for this category
- Explain the symptoms, observable signs and other effects associated with this category

Drug Evaluation & Classification Training

XIV-0A

Hallucinogens (continued)

- Explain the typical time parameters, i.e., onset and duration of effects, associated with this category
- State the clues that are likely to emerge when the drug evaluation and classification process is conducted for a person under the influence of this category of drugs
- Correctly answer the "topics for study" questions at the end of this section


Drug Evaluation & Classification Training

XIV-0B

Synesthesia:

A transposition of senses

- "Seeing sounds"
- "Hearing colors"



Drug Evaluation & Classification Training

XIV-1

Flashback:

A vivid recollection of a hallucinogenic experience

Drug Evaluation & Classification Training

XIV-2

Types of Flashbacks

- Emotional
Most dangerous, feelings of panic, fear, etc., sensation of "bad trip"
- Somatic
Altered bodily sensations, tremors, weakness, dizziness, crawly, tingly feeling on the skin
- Perceptual
Distortions of vision, hearing, smell, taste and touch (associated with original "trip" least harmful, unless driving a motor vehicle)

Drug Evaluation & Classification Training

XIV-2A

Illusion:



A false perception

Delusion:



A false belief

Drug Evaluation & Classification Training XIV-2B

Common Hallucinogens

Peyote (Mescaline)






Psilocybin



- Both occur naturally

Drug Evaluation & Classification Training XIV-3A

**Common Hallucinogens
(continued)**



- Synthetically manufactured
 - LSD (Lysergic Acid Diethylamide)
 - MDA (3,4-Methylenedioxyamphetamine)
 - STP (or DOM) (2 Methyl-2,5 Dimethoxylamphetamine)
 - TMA (3,4,5-Trimethoxyamphetamine)

Drug Evaluation & Classification Training XIV-3B

Time Factors of Peyote



- 30 minutes: Onset
Nausea; elevated blood pressure, pulse and temperature; dilated pupils
- 60 minutes: Development of hallucinogenic effects
Visual distortions, rich colors, changing forms and moving shapes
- 3-4 hours: Peak effects
Synesthesia
- 10 hours: Gradual decline of effects
- 12 hours: Nearly total recovery
- 24 hours: Elimination nearly completed





Drug Evaluation & Classification Training XIV-4A

Time Factors of Psilocybin

- 1-30 minutes: Onset
Dizziness; giddiness; lightness or heaviness of extremities
- 30-60 minutes: Beginning of sensory effects
Blurred vision, sharpness of color, increased acuity of hearing
- 60-90 minutes: Sensory effects intensify
Patterns and shapes develop and move; distance perception is impaired; euphoria develops
- 90-100 minutes: Peak effects
Subject becomes introspective
- 120-180 minutes: Effects begin to diminish









Drug Evaluation & Classification Training XIV-4B

Time Factors of LSD

- 30-45 minutes: Onset
- 4-6 hours: Peak effects
- 7-9 hours: Effects diminish
- 10-12 hours: Subject feels normal



Drug Evaluation & Classification Training XIV-4C

Evaluation of Suspects Under the Influence of Hallucinogens

SFST Evidence:

- HGN - None
- Impaired performance will be evident on Walk and Turn and One Leg Stand
- Impaired performance will be evident on Romberg and Finger To Nose

Drug Evaluation & Classification Training

XIV-5A

Evaluation of Suspects Under the Influence of Hallucinogens

General Indicators:

- Dazed appearance
- Body tremors
- Perspiring
- Uncoordinated movements
- Muscle tone - normal/rigid
- Difficulty with speech
- Statements suggesting hallucinations

Drug Evaluation & Classification Training

XIV-5B

Evaluation of Suspects Under the Influence of Hallucinogens

Eye Examinations:

- Lack of Convergence - none
- Pupils will be dilated (Mydriasis)
- Reaction to light will be normal*

*Certain psychedelic amphetamines cause slowing

Drug Evaluation & Classification Training

XIV-5C

Evaluation of Suspects Under the Influence of Hallucinogens

Vital Signs:

- Blood pressure will be up
- Pulse will be up
- Body temperature will be up

Drug Evaluation & Classification Training

XIV-5D


Hallucinogen Symptomatology Chart

HGN	None
VGN	None
Lack of Convergence	None
Pupil Size	Dilated (mydriasis)
Reaction to Light	Normal*
Pulse Rate	Up
Blood Pressure	Up
Temperature	Up
Muscle Tone	Possibly rigid

* Certain psychedelic amphetamines cause slowing

Drug Evaluation & Classification Training

XIV-5E



Drug Influence Evaluation

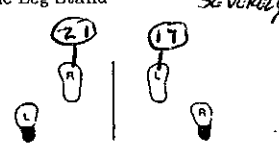
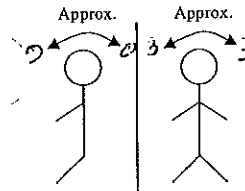
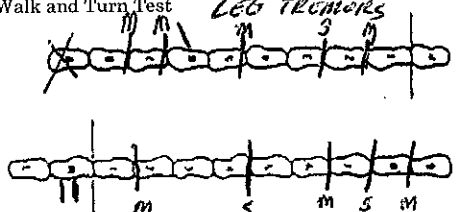
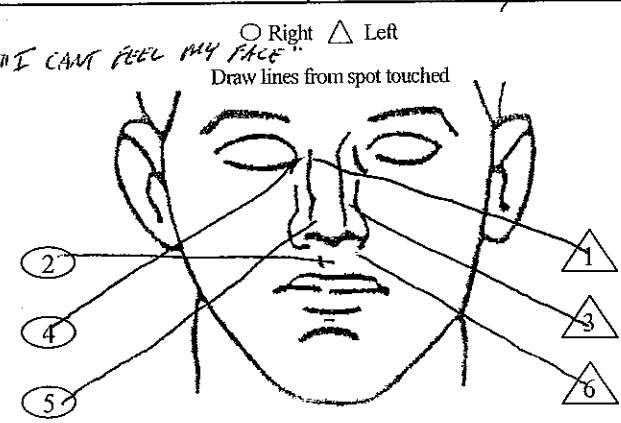
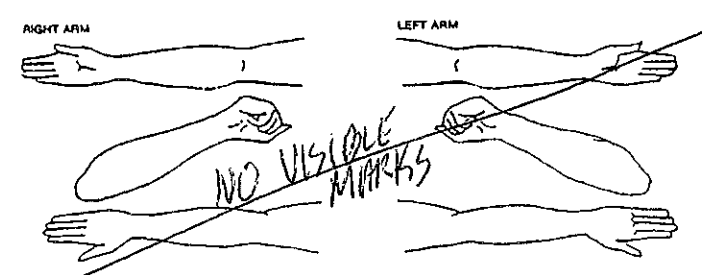
000499

Evaluator PAGE, T		DRE No 1401	Rolling Log No 7605																					
Recorder/Witness BUONETO, R; BRACKEN, E <small>Officer's Name (Last, First, MI)</small>		Crash: <input checked="" type="checkbox"/> None <input type="checkbox"/> Fatal <input type="checkbox"/> Injury <input type="checkbox"/> Property																						
DECKLE, REBECCA S		DOB 09/23/56	Sex F	Race B																				
Arresting Officer (Name, ID No.) BUONETO, R. #5430 HCPD																								
Date Examined/Time/Location SEPT 23 1996 / 2030 / CENTRAL TESTING		Breath Results: 00 <input type="checkbox"/> Refused Instrument # 1234		Chemical Test <input type="checkbox"/> Urine <input checked="" type="checkbox"/> Blood <input type="checkbox"/> Refused																				
Miranda Warning Given: <input checked="" type="checkbox"/> Yes <input type="checkbox"/> No By: BUONETO, R		What have you eaten today? When? NOTHING I'M FASTING BECAUSE OF MY RELIGIOUS DUTY		Have you been drinking? How much? MY RELIGION DOESN'T PERMIT ALCOHOL																				
Time now? 7 PM		When did you last sleep? LAST NIGHT	How long? 7 HRS	Are you sick or injured? <input checked="" type="checkbox"/> Yes <input type="checkbox"/> No MY STOMACH IS UPSET																				
Do you take insulin? <input type="checkbox"/> Yes <input checked="" type="checkbox"/> No		Do you have any physical defects? <input type="checkbox"/> Yes <input checked="" type="checkbox"/> No		Are you diabetic or epileptic? <input type="checkbox"/> Yes <input checked="" type="checkbox"/> No																				
Are you taking any medication or drugs? <input type="checkbox"/> Yes <input checked="" type="checkbox"/> No		Attitude GENERALLY COOPERATIVE, BUT WITHDRAWN & DISTRACTED		Coordination VERY POOR CAN BARELY STAND																				
Speech RAPID STUTTERING		Eyes: <input type="checkbox"/> Reddened Conjunctiva <input checked="" type="checkbox"/> Normal <input type="checkbox"/> Bloodshot <input type="checkbox"/> Watery		Blindness: <input checked="" type="checkbox"/> None <input type="checkbox"/> L Eye <input type="checkbox"/> R Eye																				
Corrective Lens: <input checked="" type="checkbox"/> None <input type="checkbox"/> Glasses <input type="checkbox"/> Contacts, if so <input type="checkbox"/> Hard <input type="checkbox"/> Soft		Pupil Size: <input checked="" type="checkbox"/> Equal <input type="checkbox"/> Unequal (explain)		Tracking: <input checked="" type="checkbox"/> Equal <input type="checkbox"/> Unequal																				
Able to follow stimulus: <input checked="" type="checkbox"/> Yes <input type="checkbox"/> No		Eyelids: <input checked="" type="checkbox"/> Normal <input type="checkbox"/> Droopy																						
Pulse & Time	HGN	Left Eye	Right Eye	Vertical Nystagmus? <input type="checkbox"/> Yes <input checked="" type="checkbox"/> No																				
1. 104, 2040	Lack of Smooth Pursuit	NO	NO	Convergence Right Eye Left Eye																				
2. 112, 2057	Max. Deviation	NO	NO																					
3. 104, 2112	Angle of Onset	NONE	NONE																					
Romberg Balance	Walk and Turn Test		Cannot Keep Balance <input checked="" type="checkbox"/> Starts Too Soon <input checked="" type="checkbox"/>																					
Approx. TEST STOPPED SUBJECT NOT ABLE TO STAND	TEST STOPPED SUBJECT NOT ABLE TO MAINTAIN HEEL TO TOE		1 st Nine 2 nd Nine <table border="1"><tr><td></td><td></td></tr><tr><td></td><td></td></tr><tr><td></td><td></td></tr><tr><td></td><td></td></tr><tr><td></td><td></td></tr><tr><td></td><td></td></tr><tr><td></td><td></td></tr><tr><td></td><td></td></tr><tr><td></td><td></td></tr><tr><td></td><td></td></tr></table>																					
Internal Clock N/A Estimated At 30 Sec.	Describe Turn N/A		Cannot Do Test (Explain) N/A																					
		Pupil Size	Room Light	Darkness	Direct																			
		Left Eye	6.0	8.0																				
		Right Eye	6.0	8.0																				
		Hippus <input type="checkbox"/> Yes <input checked="" type="checkbox"/> No	Rebound Dilatation <input type="checkbox"/> Yes <input checked="" type="checkbox"/> No	Reaction To Light NORMAL																				
Blood Pressure 148 / 104 Temp 100.0		Muscle Tone: <input type="checkbox"/> Normal <input type="checkbox"/> Flaccid <input checked="" type="checkbox"/> Rigid																						
Comments: RIGIDITY IN ARMS		Attach Photos Of Fresh Puncture Marks 																						
What Medicine or Drug Have You Been Using? MY MEDICINE DOESN'T PERMIT DRUGS		How Much?	Time of Use? N/A	Where Were The Drugs Used? (Location) N/A																				
Date/Time of Arrest SEPT 23 1996 1930	Time DRE Notified 2010	Eval Start Time 2030	Time Completed 2115																					
Member Signature (Include Rank) [Signature]		ID No. 3744	Reviewed By: [Signature]																					
Opinion of Evaluator: <input checked="" type="checkbox"/> Rule Out <input type="checkbox"/> Medical		<input type="checkbox"/> Alcohol <input type="checkbox"/> Depressant	<input type="checkbox"/> Stimulant <input checked="" type="checkbox"/> Hallucinogen	<input type="checkbox"/> PCP <input type="checkbox"/> Narcotic Analgesic <input type="checkbox"/> Inhalant <input type="checkbox"/> Cannabis																				

DRUG INFLUENCE EVALUATION		Page <u>2</u> of <u>2</u>
LOG NO.	DRE: Sgt. Tom Page	ARRESTEE: Rebecca S. Hoeckle
1. LOCATION 2. WITNESS 3. BREATH TEST 4. NOTIFICATION / INTERVIEW ARRESTING OFCR. 5. INITIAL OBSERVATIONS 6. MEDICAL PROBLEMS 7. PSYCHOPHYSICAL 8. CLINICAL INDICATORS 9. SIGNS OF INGESTION 10. SUSPECTS STATEMENTS 11. OPINION 12. TOXICOLOGY SAMPLE 13. MISC.		
1. LOCATION: Examination of Rebecca S. Hoeckle took place in the Central Testing Unit, Nassau County PD		
2. WITNESS: Arresting Officer - Officer R. Buoneto, Nassau County PD and ADA Edward Bracken, Suffolk County		
3. BREATH TEST: Officer Buoneto administered an Intoxilyzer breath test to Hoeckle, the result was 0.00%		
4. NOTIFICATION / INTERVIEW of ARRESTING OFFICER: Writer was notified by Officer Buoneto and requested to conduct a DRE evaluation. Officer Buoneto stated the subject had been operating her 1994 Chevrolet (NY127 NCQ) and was stopped in the S/B traffic lane of Island Drive, at the intersection with Hauppauge Drive for a green light. Upon approaching the vehicle, subject turned to him, pointed to the traffic light and said "God is light and the light is of God"		
5. INITIAL OBSERVATIONS: Subject was seated next to the Intoxilyzer table and staring fixedly ahead. She slowly turned towards me and asked "are you of God?" I replied that my name was Tom, and that I would like to examine her. She nodded and said, "God sent you therefore you must be good." Her speech was rapid and she stuttered slightly.		
6. MEDICAL PROBLEMS: Subject indicated she was experiencing a mildly upset stomach. At the end of the DRE examination, Dr. J. P. Mooney was summoned to examine her.		
7. PSYCHOPHYSICAL TESTS: Subject was unable to stand without assistance, and it was necessary to terminate the Romberg Balance, Walk and Turn, and the One Leg Stand Tests virtually immediately for the subjects own safety. Finger to Nose was conducted while the subject was in the seated position she missed tip of her nose on each attempt.		
8. CLINICAL INDICATORS: Subject's pulse, blood pressure and temperature were above the normal range, and her pupils were dilated.		
9. SIGNS of INGESTION: Subjects breath had a sour and rancid odor.		
10. STATEMENTS: Subject stated that she was fasting for religious reasons, and that her religion forbids the ingestion of alcoholic beverages. She also stated that her medium doesn't allow her to use drugs. She further indicated that her medium is her religious leader a man "whose body is of fire and air, and whose spirit is of light which is of God" She indicated she had just attended a service conducted by the medium.		
11. OPINION of EVALUATOR: In my opinion Rebecca S. Hoeckle is under the influence of a Hallucinogen and unable to operate a vehicle safely.		
12. TOXICOLOGICAL SAMPLE: Subject agreed to provided a blood sample.		
13. MISCELLANEOUS:		

000501

Drug Influence Evaluation

Evaluator HAVERSAT, A		DRE No		Rolling Log No.		
Recorder/Witness		Crash: <input type="checkbox"/> Fatal		<input type="checkbox"/> None <input type="checkbox"/> Injury <input type="checkbox"/> Property		
Officer's Name (Last, First, MI) JARBURTON, CINDY T		DOB 07/18/70	Sex F	Race W	Arresting Officer (Name, ID No.) JACKSON, F #6310 HPPD	
Date Examined/Time/Location APRIL 25, 1996 - 2300 - 2ND DISTRICT		Breath Results Instrument # 1346		Chemical Test <input type="checkbox"/> Urine <input checked="" type="checkbox"/> Blood <input type="checkbox"/> Refused		
Miranda Warning Given: <input checked="" type="checkbox"/> Yes <input type="checkbox"/> No	What have you eaten today? When? SPAGHETTI LUNCH		Have you been drinking? NOTHING		How much? N/A	
Time now? 7 PM	When did you last sleep? YESTERDAY	How long? 6 HRS	Are you sick or injured? I DON'T THINK SO BUT I FEEL HORRIBLE		Are you diabetic or epileptic? <input type="checkbox"/> Yes <input checked="" type="checkbox"/> No	
Do you take insulin? <input type="checkbox"/> Yes <input checked="" type="checkbox"/> No	Do you have any physical defects? <input type="checkbox"/> Yes <input checked="" type="checkbox"/> No		Are you under the care of a doctor or dentist? <input type="checkbox"/> Yes <input checked="" type="checkbox"/> No			
Are you taking any medication or drugs? <input type="checkbox"/> Yes <input checked="" type="checkbox"/> No		Attitude COOPERATIVE BUT FEARFUL / DISTRACTED		Coordination POOR, STAGGERING		
Speech RAMBLING OFTEN INCOHERENT		Eyes: <input type="checkbox"/> Reddened Conjunctiva <input checked="" type="checkbox"/> Normal <input type="checkbox"/> Bloodshot <input type="checkbox"/> Watery		Blindness: <input checked="" type="checkbox"/> None <input type="checkbox"/> L Eye <input type="checkbox"/> R Eye		
Corrective Lens: <input checked="" type="checkbox"/> None <input type="checkbox"/> Glasses <input type="checkbox"/> Contacts, if so <input type="checkbox"/> Hard <input type="checkbox"/> Soft		Pupil Size: <input checked="" type="checkbox"/> Equal <input type="checkbox"/> Unequal (explain)		Able to follow stimulus: <input checked="" type="checkbox"/> Yes <input type="checkbox"/> No		
Pulse & Time		HGN	Left Eye	Right Eye	Vertical Nystagmus? <input type="checkbox"/> Yes <input checked="" type="checkbox"/> No	
1. 112 / 2310		Lack of Smooth Pursuit	NO	NO	One Leg Stand LEG SHAKING SEVERELY 	
2. 116 / 2325		Max. Deviation	NO	NO		
3. 116 / 2340		Angle of Onset	NONE	NONE		
Romberg Balance 		Walk and Turn Test LEG TREMORS 		Cannot Keep Balance <input checked="" type="checkbox"/> Y Starts Too Soon <input checked="" type="checkbox"/> Y		
Internal Clock 10 Estimated At 30 Sec.		Describe Turn LOST BALANCE STUMBLER, NEARLY FELL		Cannot Do Test (Explain) N/A		
"I CAN'T FEEL MY FACE" ○ Right △ Left Draw lines from spot touched 		Pupil Size	Room Light	Darkness	Direct	Nasal Area CLEAR
		Left Eye	6.0	7.5	5.5	Oral Cavity CLEAR
		Right Eye	6.0	7.5	5.5	
		Hippus <input checked="" type="checkbox"/> No	Rebound Dilation <input type="checkbox"/> Yes <input checked="" type="checkbox"/> No	Reaction To Light NORMAL		
Blood Pressure 150 / 102 Temp 99.8		Muscle Tone: <input type="checkbox"/> Normal <input type="checkbox"/> Flaccid <input checked="" type="checkbox"/> Rigid				
Comments: ARMS / LEGS RIGID		Attach Photos Of Fresh Puncture Marks 				
at Medicine or Drug Have You Been Using? NOTHING		Time of Use? NO ANSWER		Where Were The Drugs Used? (Location) NO ANSWER		
Date/Time of Arrest APRIL 25, 1996 2230		Time DRE Notified 2240		Eval Start Time 2300		
Member Signature (Include Rank) [Signature]		ID No 0032		Reviewed By: [Signature]		
Time Completed 2345		Opinion of Evaluator: <input type="checkbox"/> Rule Out <input type="checkbox"/> Alcohol <input type="checkbox"/> Stimulant <input type="checkbox"/> PCP <input type="checkbox"/> Inhalant <input type="checkbox"/> Medical <input type="checkbox"/> Depressant <input checked="" type="checkbox"/> Hallucinogen <input type="checkbox"/> Narcotic Analgesic <input type="checkbox"/> Cannabis				

DRUG INFLUENCE EVALUATION		Page 2 of 2
LOG NO.	DRE: Sgt. Art Haversat	ARRESTEE: Cindy T. Warburton
1. LOCATION 2. WITNESS 3. BREATH TEST 4. NOTIFICATION / INTERVIEW ARRESTING OFCR. 5. INITIAL OBSERVATIONS 6. MEDICAL PROBLEMS 7. PSYCHOPHYSICAL 8. CLINICAL INDICATORS 9. SIGNS OF INGESTION 10. SUSPECTS STATEMENTS 11. OPINION 12. TOXICOLOGY SAMPLE 13. MISC.		
1. LOCATION: Examination of Cindy T. Warburton, took place in the DRE room, 2nd District Hdqtrs. Capitol PD		
2. WITNESS: Arresting Officer - F. Jackson # 6310 Capitol PD and R.C. Studdard, IACP/TAP Representative		
3. BREATH TEST: Writer observed Officer Jackson administer GCI breath test to Warburton, the result was 0.00%		
4. NOTIFICATION / INTERVIEW of ARRESTING OFFICER: Writer was serving as on-duty DRE for 2nd District when informed by dispatch that Officer Jackson was enroute with a subject and was requesting a drug evaluation. Upon arrival Officer Jackson stated the subject had been arrested driving N/B along the gravel shoulder of the S/B lane Higgenbotham Ave. Jackson further stated the subject pointed to the police baton and shouted "My God there's a terrible big snake hanging from your belt. Subsequently, she shouted that the blue and red emergency lights on his of cruiser were bleeding into her eyes and skin.		
5. INITIAL OBSERVATIONS: Writer observed subject seated next to the GCI. Subject was very frightened and disoriented. She pointed to the clock on the wall and shouted "Keep that off me, keep it away!" At the time the clock indicated 2245 hours. Minutes later in response to my question "What time is it now?" Subject stated it was "7 o'clock"		
6. MEDICAL PROBLEMS: None observed or stated.		
7. PSYCHOPHYSICAL TESTS: Romberg Balance: Subject swayed approximately 3" side to side and estimated 10 seconds as 30 seconds. Walk and Turn: Subject started walking to soon, lost her balance during the instructions, missed heel to toe, stopped walking, stepped off the line, raised her arms, staggered while turning, and only took (8) steps on the way back. One Leg Stand: Subject swayed, raised arms, hopped, and put her foot down. Finger to Nose: Subject missed tip of her nose on each attempt. She opened her eyes and shouted "I can't feel my face! My face is missing!"		
8. CLINICAL INDICATORS: Subject had dilated pupils. Blood pressure, pulse, and temperature were above the normal range.		
9. SIGNS of INGESTION: None were evident		
10. STATEMENTS: Subject stated that she felt hot, and denied any drug use.		
11. OPINION of EVALUATOR: In my opinion Cindy T. Warburton is under the influence of a Hallucinogen, and unable to operate a vehicle safely		
12. TOXICOLOGICAL SAMPLE: Subject agreed to provide a blood sample.		
13. MISCELLANEOUS: At the time of the evaluation, subject was wearing a T-shirt bearing the words "Legalize Acid"		

000503

Drug Influence Evaluation

Evaluators: HOHN, BOB Sgt		DRE No	Rolling Log No.			
Recorder/Witness		Crash: <input checked="" type="checkbox"/> None <input type="checkbox"/> Fatal <input type="checkbox"/> Injury <input type="checkbox"/> Property				
Officer's Name (Last, First, MI): SUCHANAN, LEW B		DOB: 06/19/66	Sex: M	Race: B	Arresting Officer (Name, ID No.): GREGORY, D #3210 NCPD	
Date Examined/Time/Location: JAN 25, 1996 0115 CENTRAL TESTING		Breath Results: 0.5 <input type="checkbox"/> Refused Instrument # 1234	Chemical Test <input type="checkbox"/> Urine <input checked="" type="checkbox"/> Blood <input type="checkbox"/> Refused			
Miranda Warning Given: <input checked="" type="checkbox"/> Yes <input type="checkbox"/> No	What have you eaten today? When? PIZZA ABOUT 6 PM	Have you been drinking? COUPLE OF BEERS	How much?	Time of last drink? 8 PM		
Time now? 10 PM	When did you last sleep? LAST NIGHT	How long? 3 HRS	Are you sick or injured? I THINK I MIGHT THROW-UP		Are you diabetic or epileptic? <input type="checkbox"/> Yes <input checked="" type="checkbox"/> No	
Do you take insulin? <input type="checkbox"/> Yes <input checked="" type="checkbox"/> No		Do you have any physical defects? <input type="checkbox"/> Yes <input checked="" type="checkbox"/> No		Are you under the care of a doctor or dentist? <input type="checkbox"/> Yes <input checked="" type="checkbox"/> No		
Are you taking any medication or drugs? <input type="checkbox"/> Yes <input checked="" type="checkbox"/> No		Attitude: WITHDRAWN / COOPERATIVE		Coordination: VERY POOR - STALLERINT		
Speech: DIFFICULTY W/ SPEAKING RAMBLING		Breath: NORMAL		Face: DAZED / PERSPICILL HEAVILY		
Corrective Lens: <input checked="" type="checkbox"/> None <input type="checkbox"/> Glasses <input type="checkbox"/> Contacts, if so <input type="checkbox"/> Hard <input type="checkbox"/> Soft		Pupil Size: <input checked="" type="checkbox"/> Equal <input type="checkbox"/> Unequal (explain)		Able to follow stimulus: <input checked="" type="checkbox"/> Yes <input type="checkbox"/> No		
Eyes: <input type="checkbox"/> Reddened Conjunctiva <input type="checkbox"/> Normal <input type="checkbox"/> Bloodshot <input checked="" type="checkbox"/> Watery		Blindness: <input checked="" type="checkbox"/> None <input type="checkbox"/> L Eye <input type="checkbox"/> R Eye		Tracking: <input checked="" type="checkbox"/> Equal <input type="checkbox"/> Unequal		
Pulse & Time		HGN	Left Eye	Right Eye	Vertical Nystagmus? <input type="checkbox"/> Yes <input checked="" type="checkbox"/> No	
1. 116 10130	Lack of Smooth Pursuit	YES	YES	Convergence	One Leg Stand TEST STOPPED 	
2. 112 10147	Max. Deviation	NO	NO	Right Eye Left Eye		
3. 104 10200	Angle of Onset	NONE	NONE			
Romberg Balance		Walk and Turn Test TEST STOPPED COULD NOT MAINTAIN STANCE		Cannot Keep Balance STARTS TOO SOON		
				Stops Walking Misses Heel-Toe Steps Off Line Raises Arms Actual Steps Taken		
Internal Clock 35 Estimated At 30 Sec.		Describe Turn N/A		Cannot Do Test (Explain) STEPPED OFF LINE 3 TIMES DURING INSTRUCTIONS		
		Pupil Size	Room Light	Darkness	Direct	Nasal Area CLEAR
		Left Eye	5.5	8.5	5.0	Oral Cavity CLEAR
		Right Eye	5.5	8.5	5.0	
		Hippus <input checked="" type="checkbox"/> Yes <input type="checkbox"/> No	Rebound Dilation <input type="checkbox"/> Yes <input checked="" type="checkbox"/> No	Reaction To Light NORMAL		
Blood Pressure 146 / 102 Temp 100.5		Muscle Tone: <input type="checkbox"/> Normal <input type="checkbox"/> Flaccid <input checked="" type="checkbox"/> Rigid		Type of Footwear RUNNIT SHOES		
Comments: ARMS, NECK, FACE RIGID		Attach Photos Of Fresh Puncture Marks				
at Medicine or Drug Have You Been Using? NOHING		How Much? NO ANSWER		Time of Use? NO ANSWER		
Where Were The Drugs Used? (Location) NO ANSWER		Date/Time of Arrest JAN 25, 1996		Time DRE Notified 0100		
Eval Start Time 0115		Time Completed 0205		Member Signature (Include Rank)		
ID No.		Reviewed By:		Opinion of Evaluator:		
<input type="checkbox"/> Rule Out <input checked="" type="checkbox"/> Alcohol <input type="checkbox"/> Stimulant <input type="checkbox"/> PCP <input type="checkbox"/> Inhalant		<input type="checkbox"/> Medical <input type="checkbox"/> Depressant <input checked="" type="checkbox"/> Hallucinogen <input type="checkbox"/> Narcotic Analgesic <input type="checkbox"/> Cannabis				

DRUG INFLUENCE EVALUATION		Page 2 of 2
LOG NO.	DRE: Sgt. Bob Hohn	ARRESTEE: Lew B. Buchanan
1. LOCATION 2. WITNESS 3. BREATH TEST 4. NOTIFICATION / INTERVIEW ARRESTING OFCR. 5. INITIAL OBSERVATIONS 6. MEDICAL PROBLEMS 7. PSYCHOPHYSICAL 8. CLINICAL INDICATORS 9. SIGNS OF INGESTION 10. SUSPECTS STATEMENTS 11. OPINION 12. TOXICOLOGY SAMPLE 13. MISC.		
1. LOCATION: Examination of Lew B. Buchanan. took place in the DRE room, Central Testing Unit Nassau County		
2. WITNESS: Arresting Officer - D. Gregory , Nassau County PD		
3. BREATH TEST: Writer observed Officer Gregory administer GCI breath test to Buchanan, the result was 0.05%. Subject later admitted to consuming "a couple of beers"		
4. NOTIFICATION / INTERVIEW of ARRESTING OFFICER: Writer was summoned to Central Testing to conduct a DRE evaluation. Officer Gregory stated he had observed subject driving at 10/55 zone on the Cross Island Parkway, drifting from lane to lane. Subject performed poorly on the SFSTs.		
5. INITIAL OBSERVATIONS: Writer observed subject in the breath testing room, he was swaying slightly as he stood, and appeared dazed and disoriented. He responded slowly to my greeting, but was generally cooperative and responsive to questions. In response to my question "What time is it now?" Subject stated it was "about 10 o'clock"		
6. MEDICAL PROBLEMS: Subject indicated some nausea		
7. PSYCHOPHYSICAL TESTS: Romberg Balance: Subject swayed approximately 3" in a circular motion and estimated 35 seconds as 30 seconds. Walk and Turn and One Leg Stand: Subject was unable to perform tests. Tests were terminated for subject's safety. Finger to Nose: Subject missed tip of his nose on each attempt.		
8. CLINICAL INDICATORS: Subject exhibited lack of smooth pursuit and dilated pupils. Blood pressure, pulse, and temperature were above the normal range.		
9. SIGNS of INGESTION: None were evident		
10. STATEMENTS: Subject stated that he did not used any drugs.		
11. OPINION of EVALUATOR: In my opinion Lew B. Buchanan is under the influence of Alcohol and a Hallucinogen, and unable to operate a vehicle safely		
12. TOXICOLOGICAL SAMPLE: Subject agreed to provide a blood sample.		
13. MISCELLANEOUS:		

Forty-Five Minutes

SESSION XV

PRACTICE: TEST INTERPRETATION

SESSION XV PRACTICE: TEST INTERPRETATION

Upon successfully completing this session, the participant will be able to:

- o Analyze the results of a complete Drug Evaluation and Classification Examination and identify the category or categories of drugs affecting the individual examined.
- o Articulate the basis for the drug category identification.

Content Segments

- A. Interpretation Demonstrations
- B. Interpretation Practice

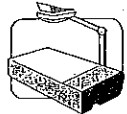
Learning Activities

- o Instructor Led Demonstrations
- o Small Group Practice
- o Participant Led Presentations

Aides

Lesson Plan

Instructor Notes



XV-0 (Session Objectives)



20 Minutes

PRACTICE: TEST INTERPRETATION

A. Interpretation Demonstrations

1. Case #1: "Subject Adams"

a. Preliminary examination.

b. Eye examinations.

c. Psychophysical tests.

Total Lesson Time:
Approximately 45 Minutes

Point out the "Test Interpretation" wall chart.

Briefly review the objectives, content and activities of this session.

Direct students to review to the "Subject Adams" exemplar in Section XV of their manuals.

Review the results of the Preliminary Examination of Subject Adams.

Ask students: "What category or categories of drugs would produce preliminary examination results consistent with this exemplar?" Probe to draw out the bases for students' responses.

Review the results of the Eye Examinations of Subject Adams.

Ask students to discuss the category or categories of drugs that would cause these eye examination results.

Review the results of the Psychophysical Tests of Subject Adams.


Aides	Lesson Plan	Instructor Notes
	d. Vital Signs examinations.	<p>Ask students to discuss the category or categories of drugs that would produce these psychophysical test results.</p> <p>Review the results of the Vital Signs Examinations of Subject Adams.</p>
	e. Dark room examinations.	<p>Ask students to discuss the category or categories of drugs that would produce these results.</p> <p>Review the results of the Dark Room Examinations of Subject Adams.</p>
	f. Other evidence and additional observations.	<p>Ask students to discuss the category or categories of drugs that would produce these results.</p> <p>Review the results of the examinations for injection sites and muscle rigidity, and of the final interview of Subject Adams.</p>
	g. Narrative report.	<p>Briefly review the narrative report on the reverse side of the "Adams" exemplar. Point out that the DRE's opinion is missing from this sample report.</p> <p>Ask students to comment on the category or categories of drugs that would be consistent with all of the evidence on this exemplar.</p>
	h. Opinions of evaluator.	<p><u>Point out</u> that the evidence indicates that Subject Adams is under the influence of CNS Depressants.</p>

Aides	Lesson Plan	Instructor Notes
	2. Case #2: "Subject Baker".	Solicit students' questions concerning this demonstration.
	a. Preliminary examination.	Direct students to review to the "Subject Baker" exemplar. Review the results of the Preliminary Examination of Subject Baker.
	b. Eye examinations.	<u>Ask</u> students: "What category or categories of drugs would produce preliminary examination results consistent with this exemplar?" Probe to draw out the bases for students' responses. Review the results of the Eye Examinations of Subject Baker. <u>Ask</u> students to discuss the category or categories of drugs that would cause these eye examination results.
	c. Psychophysical tests.	Review the results of the Psychophysical Tests of Subject Baker. Ask students to discuss the category or categories of drugs that would produce these psychophysical test results.
	d. Vital signs examinations.	Review the results of the Vital Signs Examinations of Subject Baker. Ask students to discuss the category or categories of drugs that would produce these results.

Aides

Lesson Plan

Instructor Notes

 25 Minutes	<p>e. Dark room examinations.</p> <p>f. Other evidence and additional observations</p> <p>g. Narrative report.</p> <p>h. Opinions of evaluator.</p> <p>B. Interpretation Practice</p> <p>1. Team practice.</p>	<p>Review the results of the Dark Room Examinations of Subject Baker.</p> <p>Ask students to discuss the category or categories of drugs that would produce these results.</p> <p>Review the results of the examinations for injection sites and muscle rigidity, and of the final interview of Subject Baker.</p> <p>Briefly review the narrative report on the reverse side of the "Baker" exemplar. Point out that the DRE's opinion is missing from this sample report.</p> <p>Ask students to comment on the category or categories of drugs that would be consistent with all of the evidence on this exemplar.</p> <p><u>Point out</u> that the evidence indicates that Subject Baker is under the influence of CNS Stimulants.</p> <p>Solicit students' questions concerning this demonstration.</p> <p>Assign students to work in teams of three or four members.</p>
--	--	--

Aides	Lesson Plan	Instructor Notes
	<p>a. Review and discussion of exemplars by teams.</p> <p>b. Feedback of results.</p> <ul style="list-style-type: none"> o Subject Charles o Subject Dodge o Subject Edwards <p>2. Session wrap-up.</p>	<p>Tell teams that they are to review three exemplars (Subjects Charles, Dodge and Edwards). Team members are to discuss the evidence among themselves and reach a conclusion concerning the category or categories of drugs, <u>if any</u>.</p> <p>Teams will present their conclusions to the entire class.</p> <p>Allow teams approximately 15 minutes to review the three exemplars and reach their conclusions.</p> <p>Poll the teams to determine their conclusions concerning the category or categories of drugs present in each subject.</p> <p>Offer appropriate comments concerning the teams performance.</p> <p>Solicit students' comments and questions concerning this practice session.</p>

DRUG CATEGORIES FOR INTERPRETATION PRACTICE

<u>SUBJECT</u>	<u>CATEGORY(IES)</u>
Adams	CNS Depressant
Baker	CNS Stimulant
Charles	Alcohol only (CNS Depressant)
Dodge	CNS Stimulant
Edwards	Hallucinogen

Session XV

Practice: Test Interpretation




Practice: Test Interpretation

Upon successfully completing this session, the participant will be able to:

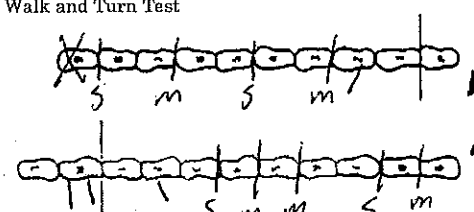
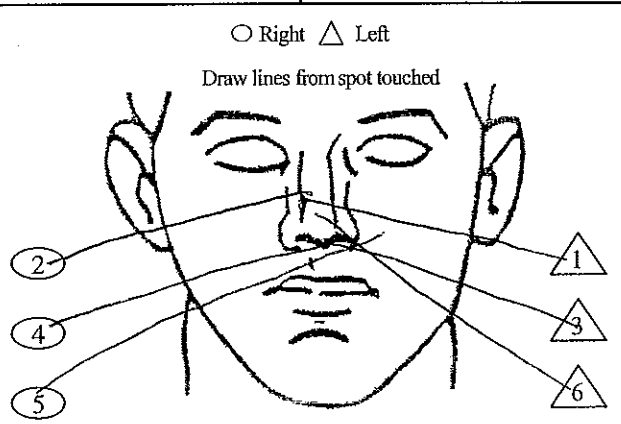

- Analyze the results of a complete drug evaluation and classification examination and identify the category or categories of drugs affecting the individual examined
- Articulate the basis for the drug category identification

Drug Evaluation & Classification Training

XV-0

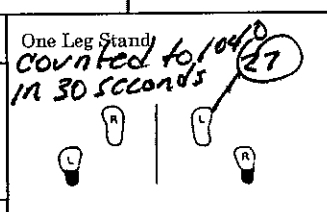

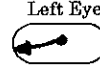
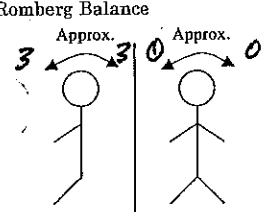

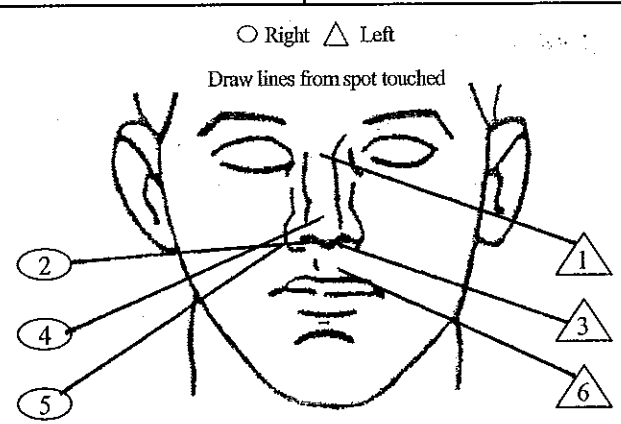
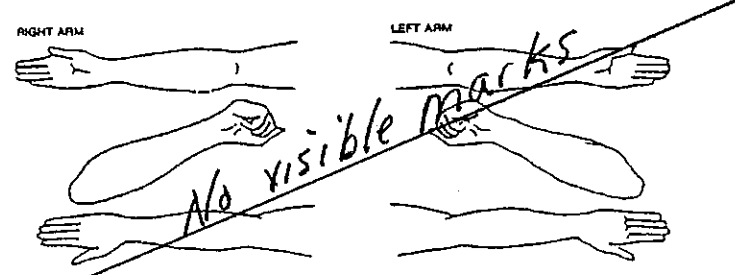


Drug Influence Evaluation

Evaluator <u>BROWN, J C</u> <small>000514</small>		DRE No <u>1234</u>		Rolling Log No. <u>00-05</u>	
Recorder/Witness <u>TPR W WARNER</u>		Crash: <input checked="" type="checkbox"/> None <input type="checkbox"/> Fatal <input type="checkbox"/> Injury <input type="checkbox"/> Property			
Investee's Name (Last, First, MI) <u>DAMS, FRANKS A</u>		DOB <u>01-01-65</u>	Sex <u>M</u>	Race <u>W</u>	Arresting Officer (Name, ID No.) <u>HORN, R #2345 VTD</u>
Date Examined/Time/Location <u>AUG 6, 1996 10³⁰ P</u> <u>4TH DISTRICT</u>		Breath Results: <input checked="" type="checkbox"/> Refused Instrument # <u>1234</u>		Chemical Test <input type="checkbox"/> Urine <input checked="" type="checkbox"/> Blood <input type="checkbox"/> Refused	
Miranda Warning Given: <input checked="" type="checkbox"/> Yes <input type="checkbox"/> No By: <u>R HORN</u>		What have you eaten today? When? <u>HAMBURGER NOON</u>		Have you been drinking? How much? Time of last drink? <u>WATER N/A</u>	
Time now? <u>9³⁰ P</u> When did you last sleep? <u>LAST NIGHT</u> How long? <u>5 HRS</u>		Are you sick or injured? <input type="checkbox"/> Yes <input checked="" type="checkbox"/> No		Are you diabetic or epileptic? <input type="checkbox"/> Yes <input checked="" type="checkbox"/> No	
Do you take insulin? <input type="checkbox"/> Yes <input checked="" type="checkbox"/> No		Do you have any physical defects? <input type="checkbox"/> Yes <input checked="" type="checkbox"/> No		Are you under the care of a doctor or dentist? <input type="checkbox"/> Yes <input checked="" type="checkbox"/> No	
Are you taking any medication or drugs? <input type="checkbox"/> Yes <input checked="" type="checkbox"/> No		Attitude <u>COOPERATIVE</u>		Coordination <u>POOR - STUMBLING / STAGGERING</u>	
Speech <u>SLOW SLURRED, THICK TONGUED</u>		Eyes: <input type="checkbox"/> Reddened Conjunctiva <input checked="" type="checkbox"/> Normal <input type="checkbox"/> Bloodshot <input type="checkbox"/> Watery		Blindness: <input checked="" type="checkbox"/> None <input type="checkbox"/> L Eye <input type="checkbox"/> R Eye	
Corrective Lens: <input checked="" type="checkbox"/> None <input type="checkbox"/> Glasses <input type="checkbox"/> Contacts, if so <input type="checkbox"/> Hard <input type="checkbox"/> Soft		Pupil Size: <input checked="" type="checkbox"/> Equal <input type="checkbox"/> Unequal (explain)		Able to follow stimulus: <input checked="" type="checkbox"/> Yes <input type="checkbox"/> No	
Tracking: <input checked="" type="checkbox"/> Equal <input type="checkbox"/> Unequal		Eyelids: <input type="checkbox"/> Normal <input checked="" type="checkbox"/> Droopy			
Pulse & Time 1. <u>60</u> <u>10³⁵ P</u> 2. <u>56</u> <u>10⁵² P</u> 3. <u>60</u> <u>11²¹ P</u>		HGN Lack of Smooth Pursuit Max. Deviation Angle of Onset		Vertical Nystagmus? <input type="checkbox"/> Yes <input type="checkbox"/> No Convergence Right Eye <u>(2)</u> Left Eye <u>(←)</u>	
Romberg Balance Approx. <u>03"</u> <u>2"</u>		Walk and Turn Test 		Cannot Keep Balance <input checked="" type="checkbox"/> Starts Too Soon <input checked="" type="checkbox"/> Stops Walking <input checked="" type="checkbox"/> 1 st Nine <input checked="" type="checkbox"/> 2 nd Nine Misses Heel-Toe <input checked="" type="checkbox"/> Steps Off Line <input checked="" type="checkbox"/> Raises Arms <input checked="" type="checkbox"/> Actual Steps Taken <u>9</u> <u>8</u>	
Internal Clock <u>55</u> Estimated At 30 Sec.		Describe Turn <u>TURNED BACKWARDS</u>		Cannot Do Test (Explain) <u>N/A</u>	
Type of Footwear <u>HIGH HEELS (REMOVED)</u>		Nasal Area <u>CLEAR</u>		Oral Cavity <u>CLEAR</u>	
		Pupil Size		Room Light	
		Darkness		Direct	
		Reaction To Light <u>SLOW</u>		Hippus <input type="checkbox"/> Yes <input checked="" type="checkbox"/> No	
Blood Pressure <u>104</u> <u>64</u> Temp <u>97.6</u>		Muscle Tone: <input type="checkbox"/> Normal <input checked="" type="checkbox"/> Flaccid <input type="checkbox"/> Rigid Comments: <u>VERY LOOSE RELAXED</u>		Attach Photos Of Fresh Puncture Marks 	
What Medicine or Drug Have You Been Using? <u>NONE</u>		How Much? <u>REFUSED</u>		Time of Use? <u>REFUSED</u>	
Where Were The Drugs Used? (Location) <u>REFUSED</u>		Date/Time of Arrest <u>AUG 6, 1996 9⁵⁰ P</u>		Time DRE Notified <u>10 PM</u>	
Eval Start Time <u>10³⁰ P</u>		Time Completed <u>11¹⁰ P</u>		Member Signature (Include Rank) <u>J Brown</u>	
ID No. <u>9999</u>		Reviewed By: <u>SMITH, W</u>		Opinion of Evaluator: <input type="checkbox"/> Rule Out <input type="checkbox"/> Alcohol <input type="checkbox"/> Stimulant <input type="checkbox"/> PCP <input type="checkbox"/> Inhalant <input type="checkbox"/> Medical <input checked="" type="checkbox"/> Depressant <input type="checkbox"/> Hallucinogen <input type="checkbox"/> Narcotic Analgesic <input type="checkbox"/> Cannabis	



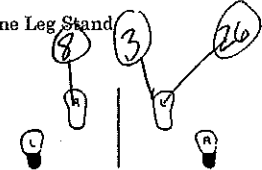
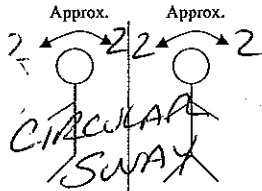
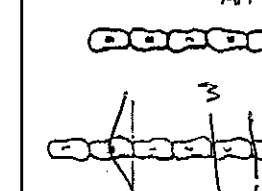
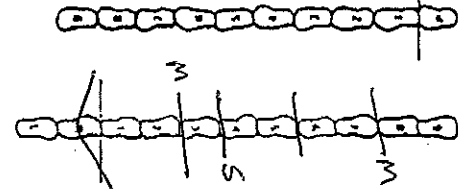
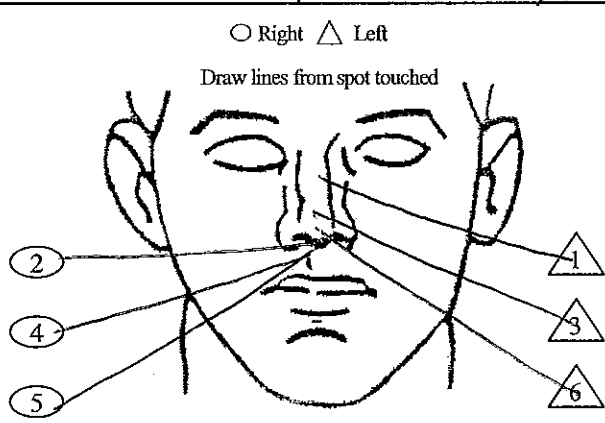
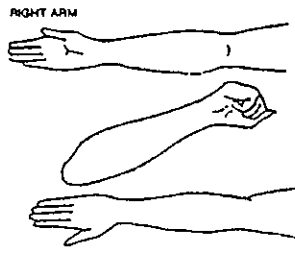
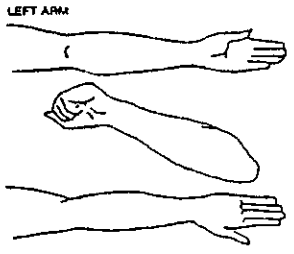
DRUG INFLUENCE EVALUATION		Page <u>2</u> of <u>2</u>
LOG NO.	DRE: Officer Jim Brown	ARRESTEE: Frances A. Adams (f)
1. LOCATION 2. WITNESS 3. BREATH TEST 4. NOTIFICATION / INTERVIEW ARRESTING OFCR. 5. INITIAL OBSERVATIONS 6. MEDICAL PROBLEMS 7. PSYCHOPHYSICAL 8. CLINICAL INDICATORS 9. SIGNS OF INGESTION 10. SUSPECTS STATEMENTS 11. OPINION 12. TOXICOLOGY SAMPLE 13. MISC.		
1. LOCATION: DRE examination room 4th District, Arizona Department Public Safety		
2. WITNESS: Arresting Officer - Sgt. R. Hohn # 2345 Arizona Department of Public Safety		
3. BREATH TEST: Writer administered GCI breath test to Adams, the result was 0.00%		
4. NOTIFICATION / INTERVIEW of ARRESTING OFFICER:		
5. INITIAL OBSERVATIONS: Writer observed subject seated next to the breath test instrument, her head was tilted forward, her eyes were closed, her breathing was deep but slow. She responded slowly to my questions and her speech was slow and slurred.		
6. MEDICAL PROBLEMS: None noted or stated		
7. PSYCHOPHYSICAL TESTS:		
8. CLINICAL INDICATORS:		
9. SIGNS of INGESTION: None were evident		
10. STATEMENTS: Subject stated that she was very sleepy, and denied taking any medicine or drugs.		
11. OPINION of EVALUATOR: In my opinion Frances A. Adams is under the influence of and unable to operate a vehicle safely		
12. TOXICOLOGICAL SAMPLE: Subject agreed to provide a blood sample.		
13. MISCELLANEOUS:		

Drug Influence Evaluation

Evaluator <u>000576</u> John, C.		DRE No <u>0019</u>		Rolling Log No. <u>00-15-326</u>				
Recorder/Witness Toby Dyas, Sat.		Crash: <input type="checkbox"/> Fatal <input checked="" type="checkbox"/> None <input type="checkbox"/> Injury <input type="checkbox"/> Property						
Arrestee's Name (Last, First, MI) Baker, Sam B.		DOB <u>10/15/1972</u>	Sex <u>M</u>	Race <u>B</u>	Arresting Officer (Name, ID No.) Tower, T. W. *3210 CTD			
Date Examined/Time/Location July 19, 2000 2230 310 District		Breath Results: <u>0.00</u> <input type="checkbox"/> Refused Instrument # <u>1234</u>		Chemical Test <input type="checkbox"/> Urine <input checked="" type="checkbox"/> Blood <input type="checkbox"/> Refused				
Miranda Warning Given: <input checked="" type="checkbox"/> Yes <input type="checkbox"/> No By: Tower, T.W.		What have you eaten today? When? milkshake 3hrs ago		Have you been drinking? How much? No, Nothing		Time of last drink? N/A		
Time now? About 830		When did you last sleep? How long? This morning 2 hrs		Are you sick or injured? <input type="checkbox"/> Yes <input checked="" type="checkbox"/> No		Are you diabetic or epileptic? <input type="checkbox"/> Yes <input checked="" type="checkbox"/> No		
Do you take insulin? <input type="checkbox"/> Yes <input checked="" type="checkbox"/> No		Do you have any physical defects? <input type="checkbox"/> Yes <input checked="" type="checkbox"/> No		Are you under the care of a doctor or dentist? <input type="checkbox"/> Yes <input checked="" type="checkbox"/> No				
Are you taking any medication or drugs? <input type="checkbox"/> Yes <input checked="" type="checkbox"/> No		Attitude Cooperative		Coordination Poor Stumbling				
		Breath Rancid		Face Normal/Sweaty				
Speech Rapid		Eyes: <input type="checkbox"/> Reddened Conjunctiva <input checked="" type="checkbox"/> Normal <input type="checkbox"/> Bloodshot <input type="checkbox"/> Watery		Blindness: <input checked="" type="checkbox"/> None <input type="checkbox"/> L Eye <input type="checkbox"/> R Eye		Tracking: <input checked="" type="checkbox"/> Equal <input type="checkbox"/> Unequal		
Corrective Lens: <input checked="" type="checkbox"/> None <input type="checkbox"/> Glasses <input type="checkbox"/> Contacts, if so <input type="checkbox"/> Hard <input type="checkbox"/> Soft		Pupil Size: <input checked="" type="checkbox"/> Equal <input type="checkbox"/> Unequal (explain)		Able to follow stimulus: <input checked="" type="checkbox"/> Yes <input type="checkbox"/> No		Eyelids: <input checked="" type="checkbox"/> Normal <input type="checkbox"/> Droopy		
Pulse & Time 1. <u>108, 2235</u>		HGN Lack of Smooth Pursuit No No		Vertical Nystagmus? <input type="checkbox"/> Yes <input checked="" type="checkbox"/> No		One Leg Stand counted to 27 in 30 seconds 		
2. <u>112, 2246</u>		Max. Deviation No No		Convergence Right Eye  Left Eye 				
3. <u>100, 2253</u>		Angle of Onset None None						
Romberg Balance Approx.  3 0		Walk and Turn Test Walked rapidly 		Cannot Keep Balance _____ Starts Too Soon _____ Stops Walking <input checked="" type="checkbox"/> 1st Nine <input type="checkbox"/> 2nd Nine Misses Heel-Toe _____ Steps Off Line _____ Raises Arms <input checked="" type="checkbox"/> <input checked="" type="checkbox"/> <input checked="" type="checkbox"/> <input checked="" type="checkbox"/> Actual Steps Taken <u>9 9</u>		L <input type="checkbox"/> R <input checked="" type="checkbox"/> Sways While Balancing <input checked="" type="checkbox"/> <input checked="" type="checkbox"/> Uses Arms to Balance <input type="checkbox"/> <input type="checkbox"/> Hopping <input type="checkbox"/> <input checked="" type="checkbox"/> Puts Foot Down		
Internal Clock <u>15</u> Estimated At 30 Sec.		Describe Turn As instructed		Cannot Do Test (Explain) N/A		Type of Footwear Loafers		
				Pupil Size	Room Light	Darkness	Direct	
				Left Eye	6.5	8.0	6.0	Nasal Area Redness runny nose
				Right Eye	6.5	8.0	6.0	Oral Cavity clear
				Hippus <input type="checkbox"/> Yes <input checked="" type="checkbox"/> No	Rebound Dilation <input type="checkbox"/> Yes <input checked="" type="checkbox"/> No	Reaction To Light Slow		
Blood Pressure <u>142 / 102</u> Temp <u>99.7</u>				 No visible marks				
Muscle Tone: <input checked="" type="checkbox"/> Normal <input type="checkbox"/> Flaccid <input type="checkbox"/> Rigid Comments:								
What Medicine or Drug Have You Been Using? NONE		How Much? No Answer		Time of Use? No Answer		Where Were The Drugs Used? (Location) No Answer		
Date/Time of Arrest July 19, 2000 2150		Time DRE Notified 2200		Eval Start Time 2230		Time Completed 2310		
Member/Sign/ID (Include Rank) Clark John		ID No. 8888		Reviewed By: Haverstad, Art				
Opinion of Evaluator: <input type="checkbox"/> Rule Out <input type="checkbox"/> Medical		<input type="checkbox"/> Alcohol <input type="checkbox"/> Depressant		<input type="checkbox"/> Stimulant <input type="checkbox"/> Hallucinogen		<input type="checkbox"/> PCP <input type="checkbox"/> Narcotic Analgesic <input type="checkbox"/> Inhalant <input type="checkbox"/> Cannabis		


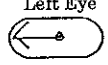
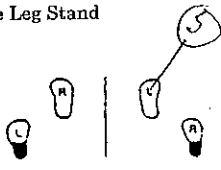
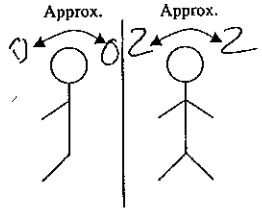
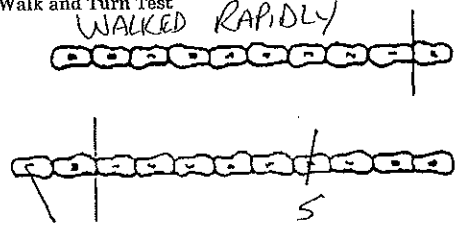
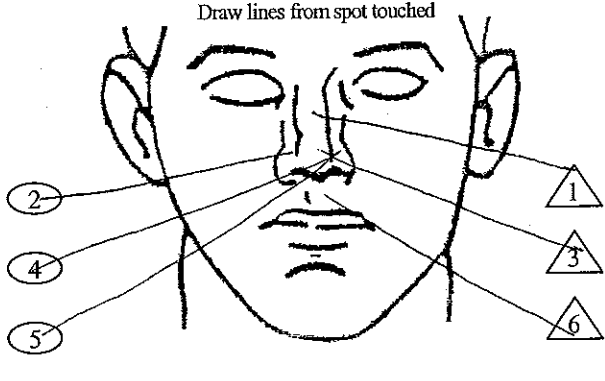
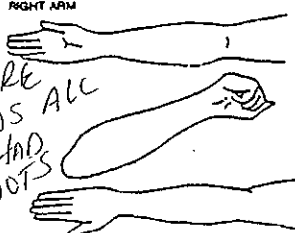
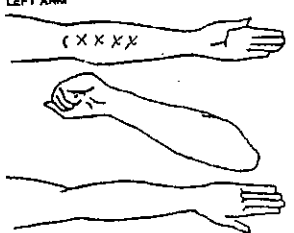
DRUG INFLUENCE EVALUATION		Page 2 of 2
LOG NO.	DRE: Sgt. Clark John	ARRESTEE: Sam B. Baker
1. LOCATION 2. WITNESS 3. BREATH TEST 4. NOTIFICATION / INTERVIEW ARRESTING OFCR. 5. INITIAL OBSERVATIONS 6. MEDICAL PROBLEMS 7. PSYCHOPHYSICAL 8. CLINICAL INDICATORS 9. SIGNS OF INGESTION 10. SUSPECT'S STATEMENTS 11. OPINION 12. TOXICOLOGY SAMPLE 13. MISC.		
1. LOCATION: DRE Examination room 3rd District Capitol PD		
2. WITNESS: Arresting Officer - Sgt. T. W. Tower # 3210 Capitol PD and Sgt. Toby Dyas, Tempe Police Department		
3. BREATH TEST: Writer observed Sgt. T. W. Tower administer a breath test to Baker, the result was 0.00%		
4. NOTIFICATION / INTERVIEW of ARRESTING OFFICER:		
5. INITIAL OBSERVATIONS: Writer observed subject standing next to the breath test instrument . He repeatedly shifted his weight from foot to foot, and scratched his face and head. He was perspiring heavily, and appeared nervous, anxious and jittery		
6. MEDICAL PROBLEMS: None noted or stated		
7. PSYCHOPHYSICAL TESTS:		
8. CLINICAL INDICATORS:		
9. SIGNS of INGESTION: Reddened nasal area.		
10. STATEMENTS: Subject denied taking any medicine or drugs.		
11. OPINION of EVALUATOR: In my opinion Sam B. Baker is under the influence of and unable to operate a vehicle safely		
12. TOXICOLOGICAL SAMPLE: Subject agreed to provide a blood sample.		
13. MISCELLANEOUS:		

Drug Influence Evaluation

Evaluator 000518		DRE No		Rolling Log No.			
Recorder/Witness		Crash: <input type="checkbox"/> Fatal		<input type="checkbox"/> None <input type="checkbox"/> Injury		<input type="checkbox"/> Property	
Arrestee's Name (Last, First, MI) CHARLES, MARY C		DOB 6/3/1972	Sex F	Race W	Arresting Officer (Name, ID No.) SHERMAN, S 5083 WPD		
Date Examined/Time/Location MAR 17, 1996 0045		EXAMINATION ROOM 4 TH DISTRICT		Breath Results: Instrument # .09		Chemical Test <input type="checkbox"/> Urine <input checked="" type="checkbox"/> Blood <input type="checkbox"/> Refused	
Miranda Warning Given: <input checked="" type="checkbox"/> Yes <input type="checkbox"/> No By: SHERMAN, S		What have you eaten today? When? PIZZA LAST NIGHT		Have you been drinking? How much? JUST A COUPLE OF BEERS		Time of last drink? 9 PM	
Time now? 11:30 PM	When did you last sleep? LAST NIGHT	How long? 7 HRS	Are you sick or injured? <input type="checkbox"/> Yes <input checked="" type="checkbox"/> No		Are you diabetic or epileptic? <input type="checkbox"/> Yes <input checked="" type="checkbox"/> No		
Do you take insulin? <input type="checkbox"/> Yes <input checked="" type="checkbox"/> No			Do you have any physical defects? <input type="checkbox"/> Yes <input checked="" type="checkbox"/> No			Are you under the care of a doctor or dentist? <input type="checkbox"/> Yes <input checked="" type="checkbox"/> No	
Are you taking any medication or drugs? <input checked="" type="checkbox"/> Yes <input type="checkbox"/> No BIRTH CONTROL PILLS				Attitude COOPERATIVE		Coordination POOR / STALLER IN-	
				Breath MODERATE ODOR OF AL		Face FLUSHED	
Speech SLURRED		Eyes: <input type="checkbox"/> Reddened Conjunctiva <input type="checkbox"/> Normal <input checked="" type="checkbox"/> Bloodshot <input checked="" type="checkbox"/> Watery		Blindness: <input checked="" type="checkbox"/> None <input type="checkbox"/> L Eye <input type="checkbox"/> R Eye		Tracking: <input checked="" type="checkbox"/> Equal <input type="checkbox"/> Unequal	
Corrective Lens: <input checked="" type="checkbox"/> None <input type="checkbox"/> Glasses <input type="checkbox"/> Contacts, if so <input type="checkbox"/> Hard <input type="checkbox"/> Soft		Pupil Size: <input checked="" type="checkbox"/> Equal <input type="checkbox"/> Unequal (explain)		Able to follow stimulus: <input checked="" type="checkbox"/> Yes <input type="checkbox"/> No		Eyelids: <input type="checkbox"/> Normal <input checked="" type="checkbox"/> Droopy	
Pulse & Time	HGN	Left Eye	Right Eye	Vertical Nystagmus? <input type="checkbox"/> Yes <input checked="" type="checkbox"/> No		One Leg Stand	
1. 68 100 50	Lack of Smooth Pursuit	YES	YES	Convergence Right Eye  Left Eye 			
2. 64 10 10 5	Max. Deviation	YES	YES				
3. 72 10 17	Angle of Onset	40°	40°				
Romberg Balance Approx.  Approx. 		Walk and Turn Test APPEARED "2 SBER LETTER" CANNOT KEEP BALANCE		Starts Too Soon <input checked="" type="checkbox"/>		1 st Nine 2 nd Nine	
				Stops Walking <input checked="" type="checkbox"/>		<input checked="" type="checkbox"/> Sways While Balancing	
				Misses Heel-Toe <input checked="" type="checkbox"/>		<input checked="" type="checkbox"/> Uses Arms to Balance	
				Steps Off Line <input checked="" type="checkbox"/>		<input type="checkbox"/> Hopping	
				Raises Arms <input checked="" type="checkbox"/>		<input checked="" type="checkbox"/> Puts Foot Down	
				Actual Steps Taken 9 9			
Internal Clock 40 Estimated At 30 Sec.		Describe Turn LOST BALANCED / STALLERED		Cannot Do Test (Explain) N/A		Type of Footwear TENNIS SHOES	
				Pupil Size	Room Light	Darkness	Direct
				Left Eye	4.5	6.5	3.5
				Right Eye	4.5	6.5	3.5
				Nasal Area	CLEAR		
				Oral Cavity	CLEAR		
Hippus <input type="checkbox"/> Yes <input checked="" type="checkbox"/> No		Rebound Dilation <input type="checkbox"/> Yes <input checked="" type="checkbox"/> No		Reaction To Light SLOW			
				RIGHT ARM 		LEFT ARM 	
Blood Pressure 110 76 Temp 98.0				Attach Photos Of Fresh Puncture Marks			
Muscle Tone: <input type="checkbox"/> Normal <input checked="" type="checkbox"/> Flaccid <input type="checkbox"/> Rigid		Comments:					
What Medicine or Drug Have You Been Using? NONE, JUST MY PILL		How Much? NO ANSWER		Time of Use? NO ANSWER		Where Were The Drugs Used? (Location) NO ANSWER	
Date/Time of Arrest MAR 17, 1996 0010		Time DRE Notified 0025		Eval Start Time 0045		Time Completed 0125	
Member Signature (Include Rank)				ID No. 7700		Reviewed By:	
Opinion of Evaluator:		<input type="checkbox"/> Rule Out <input type="checkbox"/> Medical		<input type="checkbox"/> Alcohol <input type="checkbox"/> Depressant		<input type="checkbox"/> Stimulant <input type="checkbox"/> Hallucinogen	
		<input type="checkbox"/> PCP <input type="checkbox"/> Narcotic Analgesic		<input type="checkbox"/> Inhalant <input type="checkbox"/> Cannabis			



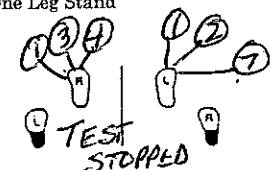
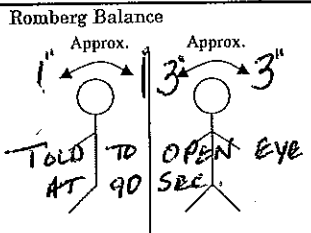
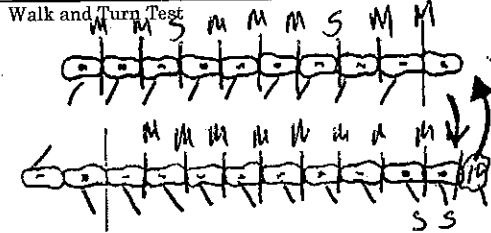
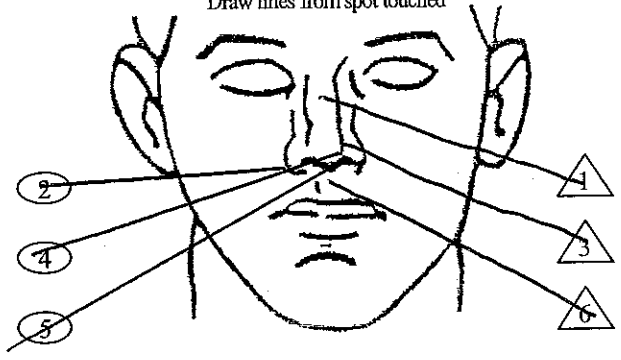
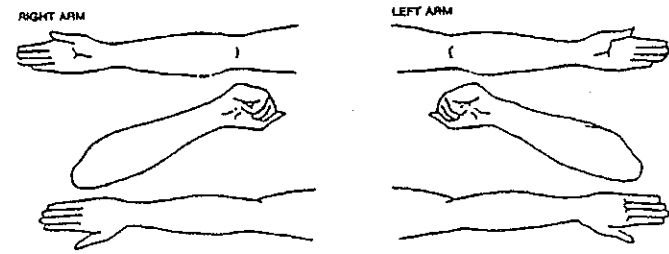
DRUG INFLUENCE EVALUATION		Page <u>2</u> of <u>2</u>
LOG NO.	DRE: Sgt. Michael Hayes	ARRESTEE: Mary C. Charles
1. LOCATION 2. WITNESS 3. BREATH TEST 4. NOTIFICATION / INTERVIEW ARRESTING OFCR. 5. INITIAL OBSERVATIONS 6. MEDICAL PROBLEMS 7. PSYCHOPHYSICAL 8. CLINICAL INDICATORS 9. SIGNS OF INGESTION 10. SUSPECTS STATEMENTS 11. OPINION 12. TOXICOLOGY SAMPLE 13. MISC.		
1. LOCATION: DRE Examination room 4 th District Washington State Patrol		
2. WITNESS: Arresting Officer - S. Shermann # 5083 Washington State Patrol and Sandy Richardson, NHTSA		
3. BREATH TEST: Writer observed Officer Shermann administer a breath test to Charles, the result was 0.09%		
4. NOTIFICATION / INTERVIEW of ARRESTING OFFICER:		
5. INITIAL OBSERVATIONS: Writer observed subject in the holding area of central booking, she was staggering and stumbling, she swayed and repeatedly blinked her eyes and her speech was very slurred		
6. MEDICAL PROBLEMS: None noted or stated		
7. PSYCHOPHYSICAL TESTS:		
8. CLINICAL INDICATORS:		
9. SIGNS of INGESTION: Subject had an odor of alcoholic beverage on her breath.		
10. STATEMENTS: Subject admitted she had been drinking. However, she denied taking any medicine or using any drugs other than birth control pills.		
11. OPINION of EVALUATOR: In my opinion Mary C. Charles is under the influence of and unable to operate a vehicle safely		
12. TOXICOLOGICAL SAMPLE: Subject agreed to provide a blood-sample.		
13. MISCELLANEOUS:		

Drug Influence Evaluation

Evaluators: <u>000520</u> <u>DOWELL, JERRY</u>		DRE No.		Rolling Log No.			
Recorder/Witness		Crash: <input type="checkbox"/> Fatal		<input type="checkbox"/> None <input type="checkbox"/> Injury		<input type="checkbox"/> Property	
Officer's Name (Last, First, MI) <u>JODKE, FRED D.</u>		DOB <u>10/13/65</u>	Sex <u>M</u>	Race <u>W</u>	Arresting Officer (Name, ID No.) <u>LAIRD, C.D. 7654 HTD</u>		
Date Examined/Time/Location <u>FEB 22, 1997</u> <u>5th DISTRICT STOCKTON PD</u> <u>2300</u>		Breath Results: <u>0.0</u> <input type="checkbox"/> Refused Instrument # <u>1234</u>		Chemical Test <input type="checkbox"/> Urine <input checked="" type="checkbox"/> Blood <input type="checkbox"/> Refused			
Miranda Warning Given: <input checked="" type="checkbox"/> Yes <input type="checkbox"/> No By: <u>LAIRD, C.D.</u>		What have you eaten today? When? <u>2 TACOS</u> <u>2-3 HRS ATO</u>		Have you been drinking? How much? <u>NO DRINK</u> <u>N/A</u>		Time of last drink? <u>N/A</u>	
Time now? <u>11:00 AM</u>	When did you last sleep? How long? <u>YESTERDAY OR DAY BEFORE</u> <u>5 HRS</u>	Are you sick or injured? <input type="checkbox"/> Yes <input checked="" type="checkbox"/> No		Are you diabetic or epileptic? <input type="checkbox"/> Yes <input checked="" type="checkbox"/> No			
Do you take insulin? <input type="checkbox"/> Yes <input checked="" type="checkbox"/> No		Do you have any physical defects? <input type="checkbox"/> Yes <input checked="" type="checkbox"/> No		Are you under the care of a doctor or dentist? <input type="checkbox"/> Yes <input checked="" type="checkbox"/> No			
Are you taking any medication or drugs? <input type="checkbox"/> Yes <input checked="" type="checkbox"/> No		Attitude <u>CARE FREE, COOPERATIVE</u>		Coordination <u>POOR, JITTERY, STUMBLING</u>			
Speech <u>RAPID</u>		Breath <u>NORMAL</u>		Face <u>NORMAL</u>			
Corrective Lens: <input checked="" type="checkbox"/> None <input type="checkbox"/> Glasses <input type="checkbox"/> Contacts, if so <input type="checkbox"/> Hard <input type="checkbox"/> Soft		Pupil Size: <input checked="" type="checkbox"/> Equal <input type="checkbox"/> Unequal (explain)		Blindness: <input checked="" type="checkbox"/> None <input type="checkbox"/> L Eye <input type="checkbox"/> R Eye		Tracking: <input checked="" type="checkbox"/> Equal <input type="checkbox"/> Unequal	
Able to follow stimulus: <input checked="" type="checkbox"/> Yes <input type="checkbox"/> No		Eyelids: <input checked="" type="checkbox"/> Normal <input type="checkbox"/> Droopy					
Pulse & Time	HGN	Left Eye	Right Eye	Vertical Nystagmus? <input checked="" type="checkbox"/> Yes <input type="checkbox"/> No		One Leg Stand	
1. <u>100</u> <u>12305</u>	Lack of Smooth Pursuit	<u>NO</u>	<u>NO</u>	Convergence Right Eye  Left Eye 			
2. <u>104</u> <u>12316</u>	Max. Deviation	<u>NO</u>	<u>NO</u>				
3. <u>100</u> <u>12326</u>	Angle of Onset	<u>NONE</u>	<u>NONE</u>				
Romberg Balance Approx. 		Walk and Turn Test <u>WALKED RAPIDLY</u> 		Cannot Keep Balance Starts Too Soon <input checked="" type="checkbox"/>		1 st Nine 2 nd Nine	
				Stops Walking <input checked="" type="checkbox"/>		<input checked="" type="checkbox"/> Sways While Balancing	
				Misses Heel-Toe <input type="checkbox"/>		<input type="checkbox"/> Uses Arms to Balance	
				Steps Off Line <input type="checkbox"/>		<input type="checkbox"/> Hopping	
				Raises Arms <u>W W</u>		<input type="checkbox"/> Puts Foot Down	
				Actual Steps Taken			
Internal Clock <u>15</u> Estimated At 30 Sec.		Describe Turn <u>AS INSTRUCTED.</u>		Cannot Do Test (Explain) <u>N/A</u>		Type of Footwear <u>STREET SHOES</u>	
<p style="text-align: center;">○ Right △ Left</p> <p style="text-align: center;">Draw lines from spot touched</p> 		Pupil Size	Room Light	Darkness	Direct	Nasal Area <u>REDNESS.</u>	
		Left Eye	<u>5.5</u>	<u>8.5</u>	<u>5.5</u>	Oral Cavity <u>CLEAR</u>	
		Right Eye	<u>5.5</u>	<u>8.5</u>	<u>5.5</u>		
		Hippus <input type="checkbox"/> Yes <input checked="" type="checkbox"/> No	Rebound Dilation <input type="checkbox"/> Yes <input checked="" type="checkbox"/> No	Reaction To Light <u>SLOW</u>			
Blood Pressure <u>140</u> <u>96</u> Temp <u>99.5</u>		Muscle Tone: <input checked="" type="checkbox"/> Normal <input type="checkbox"/> Flaccid <input type="checkbox"/> Rigid		Comments:		<p style="text-align: center;">Attach Photos Of Fresh Puncture Marks</p> <div style="display: flex; justify-content: space-around;"> <div style="text-align: center;"> <p>RIGHT ARM</p>  </div> <div style="text-align: center;"> <p>LEFT ARM</p>  </div> </div> <p><u>PUNCTURE WOUNDS ALL FOUR HAD RED DOTS</u></p>	
at Medicine or Drug Have You Been Using? How Much? <u>NONE</u> <u>NO ANSWER</u>		Time of Use? <u>NO ANSWER</u>		Where Were The Drugs Used? (Location) <u>NO ANSWER</u>			
Date/Time of Arrest <u>FEB. 24, 1997/2215</u>		Time DRE Notified <u>2245</u>		Eval Start Time <u>2300</u>		Time Completed <u>2330</u>	
Member Signature (Include Rank)		ID No. <u>77</u>		Reviewed By:			
Opinion of Evaluator:		<input type="checkbox"/> Rule Out <input type="checkbox"/> Medical	<input type="checkbox"/> Alcohol <input type="checkbox"/> Depressant	<input type="checkbox"/> Stimulant <input type="checkbox"/> Hallucinogen	<input type="checkbox"/> PCP <input type="checkbox"/> Narcotic Analgesic	<input type="checkbox"/> Inhalant <input type="checkbox"/> Cannabis	

DRUG INFLUENCE EVALUATION		Page <u>2</u> of <u>2</u>
LOG NO.	DRE: Lt. Jerry Tidwell	ARRESTEE: Fred D. Dodge
1. LOCATION 2. WITNESS 3. BREATH TEST 4. NOTIFICATION / INTERVIEW ARRESTING OFCR. 5. INITIAL OBSERVATIONS 6. MEDICAL PROBLEMS 7. PSYCHOPHYSICAL 8. CLINICAL INDICATORS 9. SIGNS OF INGESTION 10. SUSPECTS STATEMENTS 11. OPINION 12. TOXICOLOGY SAMPLE 13. MISC.		
1. LOCATION: DRE Examination room 5th District HTD		
2. WITNESS: Arresting Officer - C. D. Laird # 7654 HTD		
3. BREATH TEST: Officer Laird administer a breath test to Fred Dodge, the result was 0.00%		
4. NOTIFICATION / INTERVIEW of ARRESTING OFFICER:		
5. INITIAL OBSERVATIONS: Writer observed subject at 2255 hrs. In the breathalyzer room. He was smiling and joking with officer Laird. Dodge's speech was rapid and loud. He seemed boisterous and unconcerned about being under arrest.		
6. MEDICAL PROBLEMS: None noted or stated		
7. PSYCHOPHYSICAL TESTS:		
8. CLINICAL INDICATORS:		
9. SIGNS of INGESTION: Subject had four (4) fresh puncture wounds on the underside of his left forearm.		
10. STATEMENTS: Subject denied taking any medicine or using any drugs. When questioned about the punsture marks he grinned and stated "Gee, I guess those must be mosquito bites", then laughed.		
11. OPINION of EVALUATOR: In my opinion Fred D. Dodge is under the influence of and unable to operate a vehicle safely		
12. TOXICOLOGICAL SAMPLE: Subject agreed to provide a blood sample.		
13. MISCELLANEOUS:		

Drug Influence Evaluation

Evaluators 000522 UNSWORTH, J		DRE No		Rolling Log No.							
Recorder/Witness		Crash: <input type="checkbox"/> Fatal <input type="checkbox"/> None <input checked="" type="checkbox"/> Injury		<input type="checkbox"/> Property							
Officer's Name (Last, First, MI) WARDS, JOAN E		DOB 01/16/69	Sex F	Race W	Arresting Officer (Name, ID No.) HALL, I #2456 CRD						
Date Examined/Time/Location APRIL 1, 1996 2300 CPD		Breath Results: 0.00 <input type="checkbox"/> Refused Instrument # 1234		Chemical Test <input type="checkbox"/> Urine <input checked="" type="checkbox"/> Blood <input type="checkbox"/> Refused							
Miranda Warning Given: <input checked="" type="checkbox"/> Yes <input type="checkbox"/> No By: HALL, I		What have you eaten today? NOTHING When? N/A		Have you been drinking? NOTHING		How much? N/A Time of last drink? N/A					
Time now? I DON'T KNOW When did you last sleep? I DON'T REMEMBER How long?		Are you sick or injured? <input checked="" type="checkbox"/> Yes <input type="checkbox"/> No I FEEL SICK TO MY STOMACH		Are you diabetic or epileptic? <input type="checkbox"/> Yes <input checked="" type="checkbox"/> No							
Do you take insulin? <input type="checkbox"/> Yes <input checked="" type="checkbox"/> No		Do you have any physical defects? <input type="checkbox"/> Yes <input checked="" type="checkbox"/> No I DON'T THINK SO		Are you under the care of a doctor or dentist? <input type="checkbox"/> Yes <input checked="" type="checkbox"/> No							
Are you taking any medication or drugs? <input type="checkbox"/> Yes <input checked="" type="checkbox"/> No		Attitude DAZED BUT COOPERATIVE		Coordination POOR DISORIENTED STAGGERING							
Speech DIFFICULTY IN SPEAKING AT TIMES		Eyes: <input type="checkbox"/> Reddened Conjunctiva <input checked="" type="checkbox"/> Normal <input type="checkbox"/> Bloodshot <input type="checkbox"/> Watery		Blindness: <input checked="" type="checkbox"/> None <input type="checkbox"/> L Eye <input type="checkbox"/> R Eye		Tracking: <input checked="" type="checkbox"/> Equal <input type="checkbox"/> Unequal					
Corrective Lens: <input checked="" type="checkbox"/> None <input type="checkbox"/> Glasses <input type="checkbox"/> Contacts, if so <input type="checkbox"/> Hard <input type="checkbox"/> Soft		Pupil Size: <input checked="" type="checkbox"/> Equal <input type="checkbox"/> Unequal (explain)		Able to follow stimulus: <input checked="" type="checkbox"/> Yes <input type="checkbox"/> No		Eyelids: <input checked="" type="checkbox"/> Normal <input type="checkbox"/> Droopy					
Pulse & Time 1. 100 / 2310 2. 108 / 2325 3. 104 / 2337		HGN Lack of Smooth Pursuit NO Right Eye NO Max. Deviation NO Left Eye NO Angle of Onset NONE Right Eye NONE		Vertical Nystagmus? <input type="checkbox"/> Yes <input checked="" type="checkbox"/> No Convergence Right Eye  Left Eye 		One Leg Stand  TEST STOPPED					
Romberg Balance Approx.  TOLD TO OPEN EYE AT 90 SEC.		Walk and Turn Test  SS		Cannot Keep Balance <input checked="" type="checkbox"/> Starts Too Soon <input type="checkbox"/> Stops Walking <input checked="" type="checkbox"/> 1 st Nine <input checked="" type="checkbox"/> 2 nd Nine Misses Heel-Toe <input checked="" type="checkbox"/> <input checked="" type="checkbox"/> <input checked="" type="checkbox"/> <input checked="" type="checkbox"/> <input checked="" type="checkbox"/> <input checked="" type="checkbox"/> Steps Off Line <input checked="" type="checkbox"/> ALL STEPS Raises Arms <input checked="" type="checkbox"/> <input checked="" type="checkbox"/> Actual Steps Taken 10 9		L <input type="checkbox"/> R <input type="checkbox"/> <input type="checkbox"/> Sways While Balancing <input checked="" type="checkbox"/> Uses Arms to Balance <input type="checkbox"/> Hopping <input checked="" type="checkbox"/> Puts Foot Down					
Internal Clock 90 Estimated At 30 Sec.		Describe Turn TURNED BACKWARDS		Cannot Do Test (Explain) KEPT STOPPING TO ASK WHAT TO DO NEXT		Type of Footwear SANDALS					
<div style="text-align: center;"> <input type="radio"/> Right <input type="radio"/> Left Draw lines from spot touched  </div>		Pupil Size		Room Light		Darkness		Direct		Nasal Area CLEAR	
		Left Eye		6.0		8.5		6.0		Oral Cavity CLEAR	
		Right Eye		6.0		8.5		6.0			
		Hippus <input type="checkbox"/> Yes <input checked="" type="checkbox"/> No		Rebound Dilation <input type="checkbox"/> Yes <input checked="" type="checkbox"/> No		Reaction To Light NORMAL					
Blood Pressure 150 / 110 Temp 100.0		Muscle Tone: <input type="checkbox"/> Normal <input type="checkbox"/> Flaccid <input checked="" type="checkbox"/> Rigid		Comments: ARMS VERY RIGID		Attach Photos Of Fresh Puncture Marks 					
at Medicine or Drug Have You Been Using? NOTHING		How Much? NO ANSWER		Time of Use? NO ANSWER		Where Were The Drugs Used? (Location) NO ANSWER					
Date/Time of Arrest APRIL 1, 1996 2235		Time DRE Notified 2245		Eval Start Time 2300		Time Completed 2345					
Member Signature (Include Rank) J. Unsworth		ID No. 5408		Reviewed By:							
Opinion of Evaluator:		<input type="checkbox"/> Rule Out <input type="checkbox"/> Medical		<input type="checkbox"/> Alcohol <input type="checkbox"/> Depressant		<input type="checkbox"/> Stimulant <input type="checkbox"/> Hallucinogen		<input type="checkbox"/> PCP <input type="checkbox"/> Narcotic Analgesic		<input type="checkbox"/> Inhalant <input type="checkbox"/> Cannabis	

DRUG INFLUENCE EVALUATION		Page <u>2</u> of <u>2</u>
LOG NO.	DRE: Officer J. Unsworth	ARRESTEE: Joan E. Edwards
1. LOCATION 2. WITNESS 3. BREATH TEST 4. NOTIFICATION / INTERVIEW ARRESTING OFCR. 5. INITIAL OBSERVATIONS 6. MEDICAL PROBLEMS 7. PSYCHOPHYSICAL 8. CLINICAL INDICATORS 9. SIGNS OF INGESTION 10. SUSPECTS STATEMENTS 11. OPINION 12. TOXICOLOGY SAMPLE 13. MISC.		
1. LOCATION: DRE Examination room 5th District CTD		
2. WITNESS: Arresting Officer - Ian Hall # 3456 CTD		
3. BREATH TEST: Officer Hall administer a breath test to Joan E. Edwards, the result was 0.00%		
4. NOTIFICATION / INTERVIEW of ARRESTING OFFICER: Writer was contacted by Officer Hall at 2255 hrs. Officer Hall stated he had just arrested a "very weird" woman. He further stated "she's either on drugs or crazy." Her vehicle was stopped in the intersection of Studdard Ave. and Haversat Dr., she was standing on the hood of her car waving her arms and screaming incoherently at passing traffic.		
5. INITIAL OBSERVATIONS:		
6. MEDICAL PROBLEMS: Subject stated indicated some nausea.		
7. PSYCHOPHYSICAL TESTS:		
8. CLINICAL INDICATORS:		
9. SIGNS of INGESTION: None were evident.		
10. STATEMENTS: Subject denied taking any medicine or using any drugs.		
11. OPINION of EVALUATOR: In my opinion Joan E. Edwards is under the influence of and unable to operate a vehicle safely		
12. TOXICOLOGICAL SAMPLE: Subject agreed to provide a blood sample.		
13. MISCELLANEOUS: Subject was transported to the psychiatric ward, at the county jail, for continued monitoring.		

One Hour and Forty Minutes

SESSION XVI
PHENCYCLIDINE (PCP)


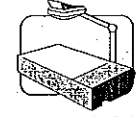


SESSION XVI PHENCYCLIDINE (PCP)

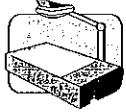
Upon successfully completing this session, the participant will be able to:


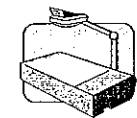
- o Explain a brief history of PCP.
- o Identify common drug names and terms associated with PCP.
- o Identify common methods of administration for PCP.
- o Explain the symptoms, observable signs and other effects associated with PCP.
- o Explain the typical time parameters, i.e., onset and duration of effects, associated with PCP.
- o State the clues that are likely to emerge when the drug evaluation and classification process is conducted for a person under the influence of PCP.
- o Correctly answer the "topics for study" questions at the end of this Section.

Content SegmentsLearning Activities

- | | |
|---------------------------------------|--|
| A. Overview of the Category | o Instructor Led Presentations |
| B. Possible Effects | o Review of Drug Evaluation and Classification Exemplars |
| C. Onset and Duration of Effects | o Reading Assignments |
| D. Overdose Signs and Symptoms | o Video Presentations |
| E. Expected Results of the Evaluation | o Slide Presentations |

Aides	Lesson Plan	Instructor Notes
  <p data-bbox="181 598 332 703">XVI-0A&B (Session Objectives)</p>  <p data-bbox="181 808 349 840">25 Minutes</p> 	<p data-bbox="414 304 771 346">PHENCYCLIDINE (PCP)</p> <p data-bbox="414 735 852 766">A. Overview of the Category</p> <ol style="list-style-type: none"> <li data-bbox="446 1165 933 1270">1. Phencyclidine or PCP, is a drug that, along with its <u>analog</u>s, forms a distinct category. <li data-bbox="446 1312 933 1480">2. PCP shares some characteristics with each of the three categories of drugs previously covered in this training. <ol style="list-style-type: none"> <li data-bbox="495 1522 933 1627">a. It produces some effects that are similar to the effects of CNS Depressants. <li data-bbox="544 1690 933 1795">b. It produces some effects that are similar to those of CNS Stimulants. 	<p data-bbox="982 304 1372 378">Total Lesson Time: Approximately 100 Minutes</p> <p data-bbox="982 409 1356 451">Session title on wall chart.</p> <p data-bbox="982 483 1380 588">Briefly review the objectives, content and activities of this session.</p> <p data-bbox="982 735 1396 808">The chemical name for PCP is <u>PhenylCyclohexyl Piperidine</u>.</p> <p data-bbox="982 840 1380 976">Write the chemical name on the chalkboard or flip chart, underlining the first "P", the first "C" and the last "P".</p> <p data-bbox="982 1018 1396 1123">Point out that "Phencyclidine" is a contraction, or shortened form of the chemical name.</p> <p data-bbox="982 1165 1412 1333"><u>Point out</u> that an "analog" is a chemical that is very similar to the drug in terms of molecular structure or in psychoactive effects.</p> <p data-bbox="982 1522 1412 1648">Examples of effects PCP shares with Depressants: Nystagmus, slurred speech, slowed responses.</p> <p data-bbox="982 1690 1412 1827">Examples of effects PCP shares with CNS Stimulants: elevated vital signs, frenzied behavior.</p>

Aides	Lesson Plan	Instructor Notes
 <p data-bbox="175 842 349 909">XVI-1 ("PCP History")</p>	<p data-bbox="500 310 933 378">c. In some respects it acts like a Hallucinogen.</p> <p data-bbox="451 632 876 699">3. Phencyclidine was first developed in the late 1950s.</p> <p data-bbox="500 772 917 909">a. The developers were searching for a drug that would serve as an efficient intravenous anesthetic.</p> <p data-bbox="500 951 876 1018">b. PCP proved to be a very effective anesthetic.</p> <p data-bbox="500 1060 933 1161">c. It was patented and marketed in 1963 under the trade name <u>Sernyl</u>.</p> <p data-bbox="500 1270 933 1438">d. It was used in the treatment of mental and psychological disorders, including schizophrenia and alcoholism.</p> <p data-bbox="500 1480 933 1617">e. Many adverse side effects were experienced by persons who had been treated with PCP.</p> <p data-bbox="500 1659 917 1795">f. In 1967, use of Phencyclidine as an anesthetic for humans was discontinued.</p>	<p data-bbox="987 310 1421 594"><u>Point out</u> that in many medical texts and other reference documents, PCP may be classified as a Hallucinogen. However, for purposes of the Drug Evaluation and Classification procedure, it is treated as a separate category.</p> <p data-bbox="987 632 1404 735">Developed by Parke-Davis and Company, a leading pharmaceutical firm.</p> <p data-bbox="987 951 1404 1018">An <u>anesthetic</u> is an agent that reduces or abolishes <u>sensation</u>.</p> <p data-bbox="987 1060 1404 1228"><u>Sernyl</u> derives from the word <u>serene</u>, the apparent mood induced by PCP. In fact, however, the PCP user often is very far from "serene".</p> <p data-bbox="987 1480 1372 1583"><u>Point out</u> that some of these side effects will be discussed later.</p>

Aides	Lesson Plan	Instructor Notes
  <p data-bbox="181 1407 391 1512">XVI-2 ("Adverse Side Effects")</p>	<p data-bbox="503 304 941 483">g. In 1968, Parke-Davis re-patented PCP under the trade name <u>Sernylan</u>, which was restricted to use as a veterinary anesthetic.</p> <p data-bbox="503 661 941 840">h. However, Sernylan was often illicitly diverted to "street" use, so most legitimate manufacturing of PCP was stopped in 1978.</p> <p data-bbox="503 871 941 1018">i. Another drug in this category is called Ketamine. It continues to be manufactured and sold legitimately.</p> <p data-bbox="503 1050 941 1197">j. Ketamine is used as a surgical anesthetic, both for animals and humans, especially children.</p> <p data-bbox="503 1228 941 1302">k. Ketamine is also used for burn victims.</p> <p data-bbox="446 1333 941 1480">4. Continuing research demonstrated that PCP consistently produced adverse side effects.</p> <p data-bbox="503 1543 673 1585">a. delirium</p> <p data-bbox="503 1690 828 1764">b. visual disturbances, hallucinations</p> <p data-bbox="503 1795 795 1837">c. agitation, anxiety</p> <p data-bbox="503 1869 787 1911">d. rigid muscle tone</p>	<p data-bbox="982 367 1409 409"><u>Sernyl</u> for <u>animals</u> = Sernylan.</p> <p data-bbox="982 441 1409 630">Point out that this is why PCP sometimes goes by the "street" names "Monkey Dust"; "Elephant Tranquilizer"; "Horse Tranquilizer"; etc.</p> <p data-bbox="982 871 1409 945">Print Ketamine on the chalkboard or flip chart.</p> <p data-bbox="982 1050 1409 1155">Some brand names of Ketamine: Ketalar, Ketaject and Vetalar.</p> <p data-bbox="982 1543 1409 1659">Delirium: confusion, disordered speech, frenzied excitement, hallucinations.</p>

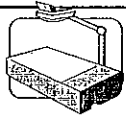
Aides	Lesson Plan	Instructor Notes
	<ul style="list-style-type: none"> e. elevated blood pressure f. convulsions g. difficulty in speech h. violent reactions <p>5. Some lingering and long term effects were also noted.</p> <ul style="list-style-type: none"> a. Some patients complained of dizziness for several hours after their attention and consciousness appeared to be cleared of PCP's effects. b. Some patients reported memory disorders and other psychological disorders resembling schizophrenia for several months and even years afterwards. <p>6. Cases of terribly bizarre, self destructive behavior have been reported with persons under the influence of PCP.</p> <ul style="list-style-type: none"> a. One young man methodically pulled his own teeth out, using a pair of pliers. 	<p>Convulsion: involuntary contortion of the muscles, producing contortion of the body and limbs.</p>
		<p>PCP has sometimes been called a <u>psychotomimetic</u> drug; i.e., it produces effects that mimic psychosis, or "craziness". When the craziness remains long after the drug has dissipated, we say that its effects were <u>psychotogenic</u>, i.e., it didn't simply mimic craziness, it caused craziness.</p>
		<p><u>Point out</u> that PCP can render the user impervious to pain. It anesthetizes the central nervous system to the extent that surgery could be performed on the user while he or she is wide awake.</p>

Aides	Lesson Plan	Instructor Notes
	<p>b. Another individual suffered hallucinations of unbelievably grotesque monsters, and gouged out his own eyes to avoid seeing the monsters.</p> <p>c. Another young man drank rat poison, attempting to kill rats that he imagined were inhabiting his body.</p> <p>7. PCP is relatively easy to manufacture.</p> <p>a. The chemicals required to produce it are readily available commercially.</p> <p>b. The formula for producing PCP has been widely publicized.</p> <p>c. The hardware needed to combine the chemicals is very basic.</p>	<p><u>NOTE:</u> Instructors should feel free to replace or supplement these examples with others known personally to them.</p> <p><u>Emphasize</u>, however, that there is some danger present in the manufacturing process. Illicit PCP laboratories frequently explode and burn.</p> <p><u>Note</u> that PCP labs commonly contain potassium cyanide and hydrochloric acid. If combined, those two chemicals produce the same lethal gas used in gas chambers designed for executions.</p> <p><u>Emphasize</u> that officers should exercise great caution when they discover an illicit PCP lab.</p> <p><u>Review</u> the policy and procedures of the students' department for dealing with PCP labs and materials.</p>

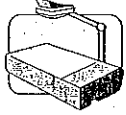
Aides

Lesson Plan

Instructor Notes



XVI-3A, B

XVI-4
("Methods of
Ingestion")

8. Numerous "street names" are used to designate PCP.
9. Methods of ingestion of PCP.
 - a. Many users ingest PCP by smoking.
 - b. PCP can be applied in either powder or liquid form to a variety of vegetable or leafy substances, which can then be smoked in a pipe or home made cigarette.
 - c. Popular substances include mint leaves, parsley, oregano, tobacco or Marijuana.
 - d. Commercially prepared cigarettes can also be dipped in liquid PCP, allowed to dry and then smoked.
 - e. Some users prefer to dip a string in liquid PCP, and then insert the string into a tobacco cigarette.
 - f. PCP can also be insufflated or "snorted".
 - g. It can also be taken orally, in capsule or tablet form.

Briefly review the more common street names in vogue in the students' communities.

If available, display 35 mm slides of the various PCP ingestion paraphernalia.

NOTE: Liquid PCP is especially dangerous because it can be absorbed through the skin. Hence, it could be used as a weapon.

Point out that PCP smoke is very hot and can irritate the mouth and tongue. Mint leaves and similar material help to cool the smoke.

NOTE: PCP adulterated cigarettes usually will be wrapped in metal foil to be preserved.

Point out that "Kool" and "Sherman" brand cigarettes are popular for this, because they are mentholated. PCP-adulterated cigarettes are sometimes called "Super Kools" or "Sherms".

NOTE: White cigarette paper will be stained brown if adulterated with PCP. Brown cigarette paper will show white crystals, when adulterated.

Aides

Lesson Plan

Instructor Notes

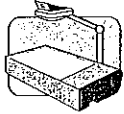
- h. Some users inject liquid PCP, either directly into a vein or under the skin or into a muscle.
- i. Some users have administered PCP to themselves by dropping liquid PCP onto their eyes, using an eyedropper.
- j. Transdermal absorption of PCP has also been reported (i.e., when applied to the skin, especially as a liquid, PCP can penetrate directly into the body and bloodstream).

Reemphasize the danger to officers handling suspected drugs without proper protective gloves.

Solicit students' questions and comments about the overview of PCP.



5 Minutes





XVI-5

B. Possible Effects

1. PCP produces impairments and other observable effects on the human mind and body that are a combination of some of the effects associated with CNS Depressants, CNS Stimulants and Hallucinogens.
 - a. Slow, slurred speech.
 - b. Disorientation.
 - c. Loss of memory.
 - d. Agitation, excitement.
 - e. Blank stare.

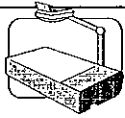
Point out that these effects will not necessarily appear in a predictable sequence as dose increases.

Aides	Lesson Plan	Instructor Notes
  5 Minutes	<p>f. Passivity, but may abruptly turn violent if confronted with a situation perceived to be threatening.</p> <p>g. Muscle tone rigid.</p> <p>h. Noncommunicative.</p> <p>i. Depersonalization, loss of the sense of personal identity.</p> <p>j. Sensory distortions, hallucinations.</p> <p>k. Perspiring.</p> <p>i. Increased pain threshold</p> <p>2. Regular users of PCP develop a tolerance that may mask many of these observable effects.</p> <p>3. PCP has been called a <u>Dissociative Anesthetic</u>, i.e., it cuts off the brain's perceptions of the senses.</p> <p>a. PCP users often feel that their heads are physically separated from their bodies.</p> <p>b. They sometimes report feeling they are dead, and that their heads are floating away.</p> <p>C. On-set and Duration of Effects</p>	<p><u>Studies</u> show that between 3-30% of PCP subjects will exhibit violence.</p> <p><u>Clarification:</u> "Depersonalization" is a syndrome characterized by a feeling of unreality and of estrangement from one's self, body or surroundings.</p> <p><u>Note:</u> <u>Especially</u> auditory hallucinations.</p> <p>Solicit students' questions and comments concerning possible effects of PCP.</p> <p>Write "Dissociative Anesthetic" on the chalkboard or flip chart.</p>

Aides

Lesson Plan

Instructor Notes



XVI-6

1. The onset of PCP's effects varies somewhat with the method of ingestion.
 - a. When PCP is smoked or injected, onset occurs within 1-5 minutes.
 - b. When inhaled ("snorted") onset occurs in 2-3 minutes.
 - c. Onset is considerably slower when PCP is taken orally: 30-60 minutes.
2. The effects reach their peak in about 15-30 minutes, assuming the PCP was smoked, injected or snorted.
3. The effects generally last 4-6 hours, but they can go somewhat longer.
4. The user usually, but not always returns to normal within 24-48 hours.

D. Overdose Signs and Symptoms

1. In addition to the bizarre, violent and self destructive behavior discussed previously, persons severely intoxicated by PCP may exhibit definite and extreme symptoms signifying a medically dangerous condition.
 - a. A deep coma, lasting for up to 12 hours.
 - b. Seizures and convulsions.
 - c. Eyes generally open and staring blankly.

Solicit students' questions and comments concerning onset and duration factors.



5 Minutes

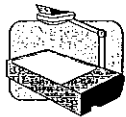
Aides

Lesson Plan

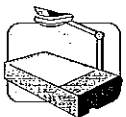
Instructor Notes



60 Minutes



XVI-7A
("SFST
evidence")



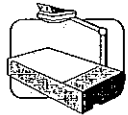
XVI-7B
(SFST,
continued)

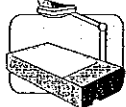

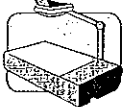
2. A danger associated with severe PCP intoxication is that the person may die due to respiratory depression.
 3. There is also some evidence that PCP may trigger a heart attack, if the user had some preexisting condition disposing him or her to possible cardiac problems.
 4. There is also some evidence that prolonged use of PCP can lead to psychosis, which can be permanent.
- E. Expected Results of the Evaluation
1. Observable evidence of impairment.
 - a. Standardized Field Sobriety Tests.
 - o Horizontal Gaze Nystagmus generally will be present with a very early angle of onset.
 - o Vertical Gaze Nystagmus usually will be present.
 - o Performance on Romberg and Finger to Nose will be impaired: muscle tone will usually be rigid. Internal clock may be slowed.


A good practice (followed by LAPD) is to take all PCP suspects to medical treatment.

Solicit students questions and comments concerning signs and symptoms of PCP overdose.

NOTE: So-called "Resting Nystagmus" may be evident, especially with high doses. That is a distinct jerking of the eyeballs even as the suspect stares straight ahead.


Aides	Lesson Plan	Instructor Notes
 <p data-bbox="175 877 337 982">XVI-7C ("General Indicators")</p>	<ul style="list-style-type: none"> <li data-bbox="553 310 927 485">o Performance on Walk and Turn and One Leg Stand will be impaired: muscle tone will be rigid. <li data-bbox="553 596 938 770">o Suspect may neglect to estimate the passage of 30 seconds when performing the Romberg test. <li data-bbox="500 806 813 842">b. General indicators: <ul style="list-style-type: none"> <li data-bbox="553 877 760 913">o blank stare <li data-bbox="553 949 854 984">o warm to the touch <li data-bbox="553 1020 748 1056">o perspiring <li data-bbox="553 1092 841 1127">o muscle tone rigid <li data-bbox="553 1163 932 1234">o speech slurred and slow repetitive speech <li data-bbox="553 1270 886 1341">o non-responsive, slow responses <li data-bbox="553 1377 727 1413">o confused <li data-bbox="553 1449 719 1484">o agitated <li data-bbox="553 1520 902 1591">o may become suddenly violent <li data-bbox="553 1627 927 1724">o chemical odor (of Ether, used in preparation of PCP) <li data-bbox="553 1759 800 1831">o self-reported hallucinations 	<p data-bbox="987 310 1409 556">Suspect may exhibit a "high gait ataxia" or "moon walking", i.e., taking abnormally high and slow steps, as though he or she were trying to step over obstacles in his or her path.</p>

Aides	Lesson Plan	Instructor Notes
 <p data-bbox="175 667 349 766">XVI-7D ("Eye Examinations")</p>	<ul style="list-style-type: none"> o cyclic behavior <p data-bbox="451 489 898 556">2. Evidence associated with the physiologic examinations.</p> <p data-bbox="505 598 808 625">a. Eye examinations:</p> <ul style="list-style-type: none"> o Lack of Convergence generally will be present. o pupil size generally will be normal o reaction to light generally will be normal 	<p data-bbox="987 310 1412 451"><u>NOTE:</u> "Cyclic behaviors" mean that the signs and symptoms tend to increase and decrease cyclically.</p>
 <p data-bbox="175 1161 349 1302">XVI-7E ("Vital Signs Examinations")</p>	<p data-bbox="418 1092 797 1119">b. Vital signs examinations:</p> <ul style="list-style-type: none"> o blood pressure will be up o pulse will be up o body temperature will be up 	<p data-bbox="987 1344 1412 1480"><u>Point out</u> that people under the influence of PCP often feel so hot that they remove all of their clothing.</p>
 <p data-bbox="175 1591 349 1690">XVI-8 ("PCP Symptomatology Chart")</p>	<p data-bbox="451 1518 634 1545">3. Summary</p> <p data-bbox="451 1770 719 1797">4. Demonstrations</p>	<p data-bbox="987 1770 1377 1837"><u>Point out</u> that tolerance may reduce some PCP symptoms.</p>

Aides	Lesson Plan	Instructor Notes
	<p>a. Video tape demonstrations</p> <p>b. Drug Evaluation and Classification exemplars demonstrations.</p>	<p>Show video tape of suspect(s) under the influence of PCP. Relate behavior and observations to the PCP symptomatology chart.</p> <p>Refer students to the exemplars found at the end of Section XVI of their student manuals.</p> <p>Relate the items noted on the exemplars to the PCP Symptomatology Chart.</p> <p>Solicit students' questions or comments concerning Expected Results of the Evaluation of PCP suspects.</p>

Session XVI

PCP and Its Analogs



Phencyclidine (PCP)

Upon successfully completing this session, the participant will be able to:

- Explain a brief history of PCP
- Identify common drug names and terms associated with PCP
- Identify common methods of administration for PCP
- Explain the symptoms, observable signs and other effects associated with PCP

Drug Evaluation & Classification Training

XVI-0A

Phencyclidine (PCP) (continued)

- Explain the typical time parameters, i.e., on-set and duration of effects, associated with PCP
- State the clues that are likely to emerge when the drug evaluation and classification process is conducted for a person under the influence of PCP
- Correctly answer the "topics for study" questions at the end of this section

Drug Evaluation & Classification Training

XVI-0B

Brief History of PCP

- Developed in the late 1950's
- An effective intravenous anesthetic
- Patented in 1963: trade name "Sernyl"
- Used in treating mental and psychological disorders
- Very undesirable side effects were noted
- Use as an anesthetic for humans
- Was discontinued in 1967
- Re-patented in 1968 as an animal tranquilizer: trade name "Sernylan"

Drug Evaluation & Classification Training

XVI-1

Some Adverse Side Effects of PCP

- | | |
|------------------------|------------------------|
| • Delirium | • Blood pressure -- up |
| • Hallucinations | • Convulsions |
| • Agitation, anxiety | • Difficulty in speech |
| • Muscle tone -- rigid | • Violent reactions |

Drug Evaluation & Classification Training

XVI-2

Some "Street Names" for PCP

- | | |
|------------------|-----------------------|
| • Ace | • Krystal |
| • Amoeba | • KJ (Or CJ) |
| • Trank | • Devil Dust |
| • Jet Fuel | • KJ Krystal |
| • Juice | • Angel Dust |
| • Dust | • Krystal Joints |
| • Magic Dust | • Embalming Fluid |
| • Monkey Dust | • Monkey Tranquilizer |
| • Crystal Joints | • Lovely |
| • Crystal | |

Drug Evaluation & Classification Training

XVI-3A

More "Street Names" for PCP


- Peace
- Peace Pill
- Paz
- Green
- Elephant Tranquilizer
- Horse Tranquilizer
- Animal Tranquilizer
- Green Leaves
- Tic Tac
- Kools
- Super Kools
- Super Grass
- Super Weed
- Zombie Weed
- Peace Weed
- Mint Weed
- Killer Weed
- Sherns

Drug Evaluation & Classification Training

XVI-3B

Methods of Ingesting PCP

- Smoking
- Orally
- Injection
- Eyedropper
- Insufflation (inhaling, "snorting")



Drug Evaluation & Classification Training

XVI-4

Possible Effects of PCP

- Slow, slurred speech
- Disorientation
- Loss of memory
- Agitation, excitement
- Blank stare
- Passivity...but possibly abruptly turning violent
- Muscle tone - rigid
- Noncommunicative
- Depersonalization
- Sensory distortion, hallucinations
- Excessive perspiration
- Increased pain threshold

Drug Evaluation & Classification Training

XVI-5

On-set and Duration of PCP's Effects

On-set

- Smoked: 1-5 minutes
- Injected: 1-5 minutes
- Snorted: 2-3 minutes
- Orally: 30-60 minutes

Peak effects

Generally in 15-30 minutes

Duration
4-6 hours

Drug Evaluation & Classification Training

XVI-6

Evaluation of Suspects Under the Influence of PCP

SFST Evidence:

- Horizontal Gaze Nystagmus will be present with a very early angle of onset (maybe "immediate" or even "Resting" Nystagmus)
- Vertical Gaze Nystagmus will be present
- Impaired performance will be evident on Walk and Turn and One Leg Stand Tests

Drug Evaluation & Classification Training

XVI-7A

Evaluation of Suspects Under the Influence of PCP

SFST Evidence (continued):

- Impaired performance will be evident on Romberg and Finger To Nose
- Muscle tone will be rigid

Drug Evaluation & Classification Training

XVI-7B

Evaluation of Suspects Under the Influence of PCP

General Indicators:

- Blank stare
- Warm to the touch
- Perspiring
- Muscle tone rigid
- Speech slurred and repetitive
- Non-responsive, slow responses
- Confused
- Agitated
- May become suddenly violent
- Chemical odor
- Self-reported hallucinations
- Cyclic behavior

Drug Evaluation & Classification Training

XVI-7C

Evaluation of Suspects Under the Influence of PCP

Eye Examinations:

- Lack of Convergence - present
- Pupil size will be normal
- Pupillary reaction to light will be normal

Drug Evaluation & Classification Training

XVI-7D

Evaluation of Suspects Under the Influence of PCP

Vital Signs Examination:

- Blood pressure will be up
- Pulse will be up
- Body temperature will be up

Drug Evaluation & Classification Training

XVI-7E

PCP Symptomatology Chart



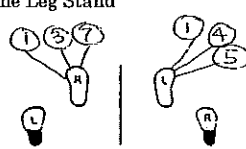
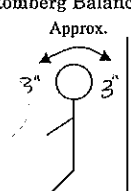
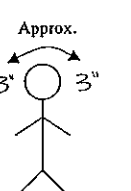
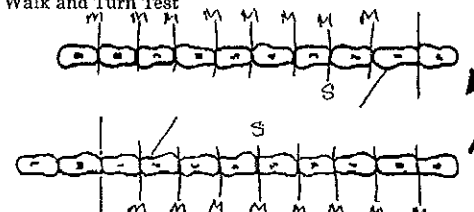
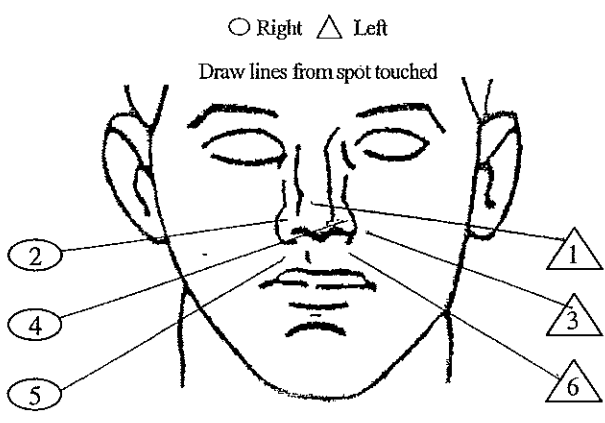
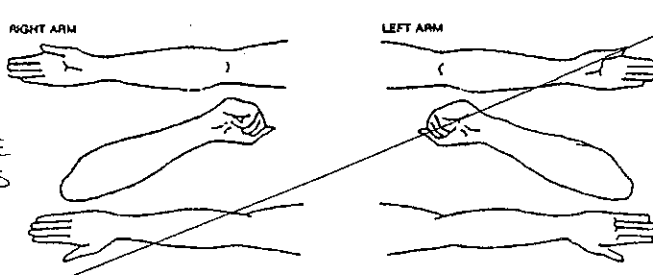
HGN	Present
VGN	Present
Lack of Convergence	Present
Pupil Size	Normal
Reaction to Light	Normal
Pulse Rate	Up
Blood Pressure	Up
Temperature	Up
Muscle Tone	Rigid

Drug Evaluation & Classification Training

XVI-8



Drug Influence Evaluation

Evaluator <u>000542</u> GEORGE, MARK		DRE No <u>4265</u>		Rolling Log No. <u>284</u>		<u>XVI-1</u>	
Recorder/Witness		Crash: <input type="checkbox"/> Fatal <input checked="" type="checkbox"/> None <input type="checkbox"/> Injury <input type="checkbox"/> Property					
Arrestee's Name (Last, First, MI) <u>OSS, ROBERT</u>		DOB <u>9-6-59</u>	Sex <u>M</u>	Race <u>H</u>	Arresting Officer (Name, ID No.) <u>BROWN, A #1832 NYS</u>		
Date Examined/Time/Location <u>DEC 8, 2000 2:45 hrs 4th DISTRICT</u>		Breath Results: Instrument # <u>12838</u> <u>0.00</u>		Chemical Test <input type="checkbox"/> Urine <input checked="" type="checkbox"/> Blood <input type="checkbox"/> Refused			
Miranda Warning Given: <input checked="" type="checkbox"/> Yes <input type="checkbox"/> No		What have you eaten today? <u>FRIED CHICKEN</u> When? <u>6 AM</u>		Have you been drinking? <u>"NOTHING"</u>		How much? <u>N/A</u>	Time of last drink? <u>N/A</u>
Time now? <u>8 o'clock</u>	When did you last sleep? <u>YESTERDAY</u>	How long? <u>6 HRS</u>	Are you sick or injured? <input type="checkbox"/> Yes <input checked="" type="checkbox"/> No		Are you diabetic or epileptic? <input type="checkbox"/> Yes <input checked="" type="checkbox"/> No		
Do you take insulin? <input type="checkbox"/> Yes <input checked="" type="checkbox"/> No		Do you have any physical defects? <input type="checkbox"/> Yes <input checked="" type="checkbox"/> No		Are you under the care of a doctor or dentist? <input type="checkbox"/> Yes <input checked="" type="checkbox"/> No			
Are you taking any medication or drugs? <input type="checkbox"/> Yes <input checked="" type="checkbox"/> No		Attitude <u>PASSIVE BUT COOPERATIVE</u>		Coordination <u>POOR, STAGGERING</u>		Breath <u>CHEMICAL ODOR</u>	
Speech <u>SLOPPED, SLOW & LOW</u>		Eyes: <input type="checkbox"/> Reddened Conjunctiva <input checked="" type="checkbox"/> Normal <input type="checkbox"/> Bloodshot <input type="checkbox"/> Watery		Blindness: <input checked="" type="checkbox"/> None <input type="checkbox"/> L Eye <input type="checkbox"/> R Eye		Tracking: <input checked="" type="checkbox"/> Equal <input type="checkbox"/> Unequal	
Corrective Lens: <input checked="" type="checkbox"/> None <input type="checkbox"/> Glasses <input type="checkbox"/> Contacts, if so <input type="checkbox"/> Hard <input type="checkbox"/> Soft		Pupil Size: <input checked="" type="checkbox"/> Equal <input type="checkbox"/> Unequal (explain)		Able to follow stimulus: <input checked="" type="checkbox"/> Yes <input type="checkbox"/> No		Eyelids: <input checked="" type="checkbox"/> Normal <input type="checkbox"/> Droopy	
Pulse & Time	HGN	Left Eye	Right Eye	Vertical Nystagmus? <input checked="" type="checkbox"/> Yes <input type="checkbox"/> No		One Leg Stand	
1. <u>100 / 2150</u>	Lack of Smooth Pursuit	YES	YES	Convergence Right Eye  Left Eye 			
2. <u>108 / 2204</u>	Max. Deviation	YES	YES			TEST STOPPED	
3. <u>100 / 2217</u>	Angle of Onset	IMMEDIATE	IMMEDIATE			TEST STOPPED	
Romberg Balance Approx.  <u>3"</u>  <u>3"</u>		Walk and Turn Test 		Cannot Keep Balance <input checked="" type="checkbox"/> Starts Too Soon <input checked="" type="checkbox"/>		TEST STOPPED	
				Stops Walking <input checked="" type="checkbox"/> 1 st Nine 2 nd Nine <input checked="" type="checkbox"/>		L <input checked="" type="checkbox"/> R <input checked="" type="checkbox"/> Sways While Balancing	
				Misses Heel-Toe <input checked="" type="checkbox"/> ALL ALL <input checked="" type="checkbox"/>		Uses Arms to Balance <input checked="" type="checkbox"/>	
				Steps Off Line <input checked="" type="checkbox"/>		Hopping <input type="checkbox"/>	
				Raises Arms <input checked="" type="checkbox"/> <u>///</u> <input checked="" type="checkbox"/> <u>///</u>		Puts Foot Down <input checked="" type="checkbox"/> <u>///</u> <input checked="" type="checkbox"/> <u>///</u>	
Internal Clock <u>45</u> Estimated At 80 Sec.		Describe Turn <u>SWIVELED IN ONE ABRUPT MOTION. LOST BALANCE</u>		Cannot Do Test (Explain) <u>N/A</u>		Type of Footwear <u>TENNIS SHOES</u>	
		Pupil Size	Room Light	Darkness	Direct	Nasal Area <u>CLEAR</u>	
		Left Eye	4.0	6.0	3.5	Oral Cavity <u>CHEMICAL ODOR ON BREATH</u>	
		Right Eye	4.0	6.0	3.5		
		Hippus <input type="checkbox"/> Yes <input checked="" type="checkbox"/> No	Rebound Dilation <input type="checkbox"/> Yes <input checked="" type="checkbox"/> No	Reaction To Light <u>NORMAL</u>			
Blood Pressure <u>146 / 100</u> Temp <u>99.8</u>		Muscle Tone: <input type="checkbox"/> Normal <input type="checkbox"/> Flaccid <input checked="" type="checkbox"/> Rigid		Attach Photos Of Fresh Puncture Marks 			
Comments: <u>ARMS VERY RIGID</u>							
At Medicine or Drug Have You Been Using? <u>NOTHING</u>		How Much? <u>NO ANSWER</u>		Time of Use? <u>NO ANSWER</u>		Where Were The Drugs Used? (Location) <u>NO ANSWER</u>	
Date/Time of Arrest <u>DEC 8, 2000 2:00</u>		Time DRE Notified <u>2:00</u>		Eval Start Time <u>2:45</u>		Time Completed <u>2:20</u>	
Member Signature (Include Rank) <u>Mark George</u>		ID No. <u>7654</u>		Reviewed By: <u>SGT. FARMER # 10938</u>			
Opinion of Evaluator:		<input type="checkbox"/> Rule Out	<input type="checkbox"/> Alcohol	<input type="checkbox"/> Stimulant	<input checked="" type="checkbox"/> PCP	<input type="checkbox"/> Inhalant	<input type="checkbox"/> Cannabis
		<input type="checkbox"/> Medical	<input type="checkbox"/> Depressant	<input type="checkbox"/> Hallucinogen	<input type="checkbox"/> Narcotic Analgesic		

DRUG INFLUENCE EVALUATION

Page 2 of 2

LOG NO.	DRE: Sgt. Mark George	ARRESTEE: Robert H. Ross
1. LOCATION 2. WITNESS 3. BREATH TEST 4. NOTIFICATION / INTERVIEW ARRESTING OFCR. 5. INITIAL OBSERVATIONS 6. MEDICAL PROBLEMS 7. PSYCHOPHYSICAL 8. CLINICAL INDICATORS 9. SIGNS OF INGESTION 10. SUSPECTS STATEMENTS 11. OPINION 12. TOXICOLOGY SAMPLE 13. MISC.		
1. LOCATION: Examination of Robert H. Ross, took place in the DRE room, NYSP Tarrytown		
2. WITNESS: Arresting Officer - Trooper Alan D. Brown		
3. BREATH TEST: Trooper Brown administer a breath test to Ross at 2135 hours, the result was 0.00%		
4. NOTIFICATION / INTERVIEW of ARRESTING OFFICER: Writer was contacted by radio at 2120 hrs. and advised to return to the station to conduct a DRE evaluation. Tpr. Brown informed me that he had observed Ross driving S/B in the median of the NYS Thruway, at approximately 10 mph. Brown stated that the subject appeared dazed and could not state where he was or where he had come from.		
5. INITIAL OBSERVATIONS: Writer observed subject at 2140 hrs. He appeared dazed and disoriented, he had a fixed stare and responded very slowly (approx. 5 - 10 seconds delay) to all my questions and instructions.		
6. MEDICAL PROBLEMS: None noted or stated		
7. PSYCHOPHYSICAL TESTS: Romberg Balance: Subject swayed approximately 3" in a circular motion and estimated 45 seconds as 30 seconds. Walk and Turn: Subject started walking immediately, lost balance during the instructions, stepped off the line, stopped walking, repeatedly used his arms for balance, and missed heel to toe One Leg Stand: Subject unable to complete the test using either foot. Finger to Nose: Subject missed tip of his nose on each attempt and his arm movements were very rigid.		
8. CLINICAL INDICATORS: Subject exhibited immediate onset of HGN, vertical nystagmus, and lack of convergence. Blood pressure, pulse and body temperature were above the normal range		
9. SIGNS of INGESTION: There was a strong chemical odor on the subject's breath.		
10. STATEMENTS: Subject stated that he did not use any drugs.		
11. OPINION of EVALUATOR: In my opinion Robert H. Ross is under the influence of Phencyclidine, or an analog, and unable to operate a vehicle safely		
12. TOXICOLOGICAL SAMPLE: Subject agreed to provide a blood sample.		
13. MISCELLANEOUS: Three (3) discolored filtered cigarettes in a "Kool" box were found in the subject's right shirt pocket, and were sent to the laboratory for analysis.		

Drug Influence Evaluation

Evaluators: <i>Blea, John</i>		DRE No: <i>0577</i>	Rolling Log No: <i>00-18-0222</i>				
Recorder/Witness: <i>Mark George</i>		Crash: <input type="checkbox"/> None <input type="checkbox"/> Patal <input type="checkbox"/> Injury <input type="checkbox"/> Property					
Respectee's Name (Last, First, MI): <i>Chroeder, D.</i>		DOB: <i>8-10-1964</i>	Sex: <i>F</i>	Race: <i>W</i>	Arresting Officer (Name, ID No.): <i>Mark George #722</i>		
Date Examined/Time/Location: <i>5-2-2000 2300 Central Testing</i>		Breath Results: <i>0.04</i> Refused <input type="checkbox"/> Instrument #: <i>1234</i>		Chemical Test: <input type="checkbox"/> Urine <input checked="" type="checkbox"/> Blood <input type="checkbox"/> Refused			
Miranda Warning Given: <input checked="" type="checkbox"/> Yes <input type="checkbox"/> No	What have you eaten today? <i>Pizza</i> When? <i>5 PM</i>	Have you been drinking? <i>Yes</i> How much? <i>1 Beer</i>		Time of last drink? <i>5 PM</i>			
Time now? <i>8 PM</i>	When did you last sleep? <i>Last night</i> How long? <i>6 hrs.</i>	Are you sick or injured? <input type="checkbox"/> Yes <input checked="" type="checkbox"/> No		Are you diabetic or epileptic? <input type="checkbox"/> Yes <input checked="" type="checkbox"/> No			
Do you take insulin? <input type="checkbox"/> Yes <input checked="" type="checkbox"/> No		Do you have any physical defects? <input type="checkbox"/> Yes <input type="checkbox"/> No		Are you under the care of a doctor or dentist? <input type="checkbox"/> Yes <input type="checkbox"/> No			
Are you taking any medication or drugs? <input type="checkbox"/> Yes <input checked="" type="checkbox"/> No		Attitude: <i>Withdrawn, non responsive</i>		Coordination: <i>poor</i>			
Speech: <i>slow, slurred, at times did not respond</i>		Breath: <i>Chemical odor</i>		Face: <i>Sweaty-Flushed</i>			
Corrective Lens: <input checked="" type="checkbox"/> None <input type="checkbox"/> Glasses <input type="checkbox"/> Contacts, if so <input type="checkbox"/> Hard <input type="checkbox"/> Soft		Pupil Size: <input checked="" type="checkbox"/> Equal <input type="checkbox"/> Unequal (explain)	Able to follow stimulus: <input checked="" type="checkbox"/> Yes <input type="checkbox"/> No		Eyelids: <input checked="" type="checkbox"/> Normal <input type="checkbox"/> Droopy		
Pulse & Time	HGN	Left Eye	Right Eye	Vertical Nystagmus? <input checked="" type="checkbox"/> Yes <input type="checkbox"/> No	One Leg Stand <i>Not Given</i>		
1. <i>120, 2310</i>	Lack of Smooth Pursuit	<i>Yes</i>	<i>Yes</i>	Convergence Right Eye <input type="checkbox"/> Left Eye <input type="checkbox"/>			
2. <i>116, 2326</i>	Max. Deviation	<i>Yes</i>	<i>Yes</i>	<i>Very distinct</i>			
3. <i>104, 2338</i>	Angle of Onset	<i>Immediate Immediate</i>					
Romberg Balance Approx. <i>3"</i> <i>3"</i> <i>3"</i> <i>Circular Sway</i>		Walk and Turn Test <i>M M M M M M M M M M</i> <i>walked stiff Legged and arms locked.</i>		Cannot Keep Balance <input checked="" type="checkbox"/> Starts Too Soon <input type="checkbox"/>	Subject fell and test stopped.		
				Stops Walking <input type="checkbox"/> Misses Heel-Toe <input type="checkbox"/> Steps Off Line <input type="checkbox"/> Raises Arms <input type="checkbox"/> Actual Steps Taken: <i>10</i> <i>12</i>			
				1 st Nine <input type="checkbox"/> 2 nd Nine <input type="checkbox"/>			
Internal Clock: <i>40</i> Estimated At 30 Sec.	Describe Turn: <i>Swiveled abruptly staggered to the left.</i>		Cannot Do Test (Explain): <i>N/A</i>		Type of Footwear: <i>Loafers</i>		
		Pupil Size	Room Light	Darkness	Direct	Nasal Area: <i>clear</i>	
		Left Eye	<i>4.0</i>	<i>6.5</i>	<i>3.5</i>		Oral Cavity: <i>clear</i>
		Right Eye	<i>4.0</i>	<i>6.5</i>	<i>3.5</i>		
		Hippus: <input type="checkbox"/> Yes <input checked="" type="checkbox"/> No	Rebound Dilation: <input type="checkbox"/> Yes <input checked="" type="checkbox"/> No	Reaction To Light: <i>Normal</i>			
Blood Pressure: <i>150, 104</i> Temp: <i>100.5</i>							
Muscle Tone: <input type="checkbox"/> Normal <input type="checkbox"/> Flaccid <input checked="" type="checkbox"/> Rigid Comments: <i>Arms & neck very rigid</i>		Attach Photos Of Fresh Puncture Marks					
Medicine or Drug Have You Been Using? <i>No response</i>		Time of Use? <i>No response</i>	Where Were The Drugs Used? (Location) <i>No response</i>				
Date/Time of Arrest: <i>May 2, 2000 2240</i>	Time DRE Notified: <i>2245</i>	Eval Start Time: <i>2300</i>	Time Completed: <i>2345</i>				
Member Signature (Include Rank): <i>John Blea</i>	ID No.: <i>1176</i>	Reviewed By: <i>Bob Han</i>					
Opinion of Evaluator: <input type="checkbox"/> Rule Out <input type="checkbox"/> Medical <input type="checkbox"/> Alcohol <input type="checkbox"/> Depressant <input type="checkbox"/> Stimulant <input type="checkbox"/> Hallucinogen <input checked="" type="checkbox"/> PCP <input type="checkbox"/> Narcotic Analgesic <input type="checkbox"/> Inhalant <input type="checkbox"/> Cannabis							

DRUG INFLUENCE EVALUATION

Page 2 of 2

LOG NO.

DRE: Officer John Blea

ARRESTEE: D. Schroeder

1. LOCATION 2. WITNESS 3. BREATH TEST 4. NOTIFICATION / INTERVIEW ARRESTING OFCR.
 5. INITIAL OBSERVATIONS 6. MEDICAL PROBLEMS 7. PSYCHOPHYSICAL 8. CLINICAL INDICATORS
 9. SIGNS OF INGESTION 10. SUSPECTS STATEMENTS 11. OPINION 12. TOXICOLOGY SAMPLE 13. MISC.

1. LOCATION: Examination of D. Schroeder took place in the DRE room, Denver PD Headquarters

2. WITNESS: Arresting Officer - Officer Mark George

3. BREATH TEST: Officer George administered a breath test to Schroeder at 2300 hours, the result was

0.04%. At this time subject admitted she had consumed some beer.

4. NOTIFICATION / INTERVIEW of ARRESTING OFFICER: Writer was contacted by radio at 2245 hrs. and advised to return to Headquarters to conduct a DRE evaluation. Officer George informed me that he had observed the subject fail to obey a stop sign. At the time of the stop Schroeder was smoking a cigarette which gave off a strong chemical odor. Additional examination of the cigarette indicated the possibility of some form of string in the middle.

5. INITIAL OBSERVATIONS: Writer observed subject sitting quietly in the DRE room, staring at the floor, and taking no notice of the activity around her. It was necessary to instruct the subject twice to raise her head before she complied.

6. MEDICAL PROBLEMS: None noted or stated

7. PSYCHOPHYSICAL TESTS: Ms. Schroeder was very slow in responding to all instructions during this portion of the examination. Romberg Balance: Subject swayed approximately 3" in a circular motion and estimated 40 seconds as 30 seconds. Walk and Turn: Subject lost balance during the instructions, took the wrong number of steps, turned abruptly, stepped off the line, and repeatedly used her arms for balance. On the return she never touched heel to toe and simply took 12 "normal" steps. Her legs seemed very stiff and rigid. One Leg Stand: Subject fell after only three (3) seconds. Finger to Nose: Subject missed tip of her nose on each attempt and on one attempt missed her nose entirely.

8. CLINICAL INDICATORS: Subject exhibited immediate onset of HGN, vertical nystagmus, and lack of convergence. Blood pressure, pulse and body temperature were above the normal range.

9. SIGNS of INGESTION: There was a strong chemical odor on the subject's breath.

10. STATEMENTS: Subject stated that she had drank "one (1) beer" She did not respond to the questions regarding drug use or questions concerning the cigarette.

11. OPINION of EVALUATOR: In my opinion D. Schroeder is under the influence of Alcohol and Phencyclidine, or an analog, and unable to operate a vehicle safely.

12. TOXICOLOGICAL SAMPLE: Subject agreed to provide a blood sample.

13. MISCELLANEOUS: The confiscated cigarette was sent to the laboratory for analysis.

Three Hours

SESSION XVII
NARCOTIC ANALGESICS

SESSION XVII NARCOTIC ANALGESICS

Upon successfully completing this session, the participant will be able to:

- o Explain a brief history of the Narcotic Analgesic category of drugs.
- o Identify common drug names and terms associated with this category.
- o Identify common methods of administration for this category.
- o Explain the symptoms, observable signs and other effects associated with this category.
- o Explain the typical time parameters, i.e., onset and duration of effects, associated with this category.
- o State the clues that are likely to emerge when the DRE Evaluation is conducted.
- o Explain the procedures for examining and determining the ages of injection sites.
- o Correctly answer the "topics for study" questions at the end of this section.

Content Segments

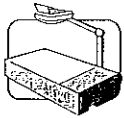
Learning Activities

- | | |
|---|--|
| A. Overview of the Category | o Instructor Led Presentations |
| B. Possible Effects | o Review of Drug Evaluation and Classification Exemplars |
| C. On-Set and Duration of Effects | o Reading Assignments |
| D. Overdose Signs and Symptoms | o Video Presentations |
| E. Expected Results of the Evaluation | o Slide Presentations |
| F. Injection Site Examination | |
| G. Expected Location of Injection Marks | |
| H. Conclusion | |

Aides

Lesson Plan

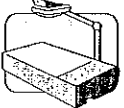
Instructor Notes



XVII-0A&B
(Narcotic
Analgesics)



25 Minutes



XVII-1
("Narcotic
Analgesics
Defined")

NARCOTIC ANALGESICS

A. Overview of the Category

1. Narcotic Analgesic defined
 - a. A medical term, not a legal or police term.
 - b. An "Analgesic" is a drug that relieves pain. It differs from an anesthetic, in that it lowers one's perception of pain, rather than stopping nerve transmission.
 - c. Non-Narcotic Analgesics, such as Aspirin, Tylenol, and Motrin, relieve pain, but do NOT produce narcosis, which means numbness or sedation.

Total Lesson Time:
Approximately 180 Minutes

Session title on wallchart.

Briefly review the objectives, content and activities of this session.

Point out that this category sometimes is called "The Opioids"; the drugs it contains either are found in Opium, or derive chemically from Opium, or produce effects similar to those of the Opium Derivatives.

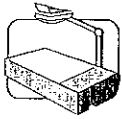
The term "Opioid," however, most correctly refers to the synthetic subcategory of Narcotic Analgesics.

Clarification: Non-Narcotic Analgesics relieve pain, but do not alter mood. Therefore, they, in small amounts, are not psychoactive, and are not abused for their mind or mood altering actions.

Aides

Lesson Plan

Instructor Notes



XVII-2
 ("Types of
 Narcotic
 Analgesics")

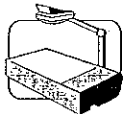
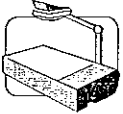
- d. A Narcotic is a drug derived from Opium, or produced synthetically that relieves pain, but also induces euphoria, alters mood, and produces sedation.
- 2. There are two subcategories of Narcotic Analgesics.
 - a. The Opiates: drugs that either contain or are derived from Opium.
 - (1) the natural alkaloids of Opium
 - (2) Opium derivatives.

Point out that a "natural alkaloid" is a substance that is found in another substance, and that can be isolated from it. Morphine, for example, is a natural alkaloid of Opium. Codeine is another example of a natural alkaloid.

The term "main ingredient" can be used as a synonym for "alkaloid."

Opium derivatives are obtained by chemically treating the Opium alkaloid. Opium Derivatives are therefore derived from Opium.

An analogy to help students understand the difference between an alkaloid and a derivative would be to compare opium to wheat. The "alkaloid" of the wheat would be whole wheat flour--a derivative of the wheat would be white flour (wheat flour which has been chemically treated)

Aides	Lesson Plan	Instructor Notes
 <p>XVII-3 (Characteristics common to all Narcotic Analgesics)</p>	<p>b. The synthetics, which do not derive from Opium at all, but have similar or identical effects as Opium alkaloids and derivatives.</p> <p>3. The natural alkaloids and the Opium Derivatives all come from <u>Opium</u>, which is sap from the seed pods of a particular type of poppy.</p> <p>4. Narcotic Analgesics all share three characteristics.</p> <p>a. They will relieve pain.</p> <p>b. They will produce withdrawal signs and symptoms when the user is physically dependent, and drug use is stopped.</p> <p>c. They will suppress the withdrawal signs and symptoms of chronic morphine administration.</p>	<p>Point out that the synthetic Narcotic Analgesics are produced from a variety of non-opiate substances. Again, these are sometimes called "Opioids".</p> <p><u>NOTE:</u> The Opium poppy, or <i>papaver somniferum</i> (somniferum, Latin for the "carrier of sleep").</p> <p>Clarification: They produce analgesia.</p> <p>Clarification: Physical dependence results from "chronic administration." This means that the drug has been taken at fairly regular intervals for a period of time.</p> <p>Morphine is typically used as the standard for comparison with other Narcotic Analgesics.</p> <p><u>Clarification:</u> This means that the various Narcotic Analgesics can be substituted for each other to relieve withdrawal symptoms.</p>
 <p>XVII-4 ("Commonly Abused Opiates")</p>	<p>5. Some commonly abused <u>Opiates</u>.</p> <p>a. Powdered Opium (also known as smoking Opium)</p> <p>o a simple refinement of raw Opium.</p>	

Aides	Lesson Plan	Instructor Notes
	<ul style="list-style-type: none"> o used medically to treat diarrhea (administered orally) o remains popular as a drug of abuse (smoked) among some Asian-American communities. <p>b. <u>Morphine</u>, the principal natural alkaloid of Opium.</p> <ul style="list-style-type: none"> o Morphine was first isolated from Opium in 1805. o used medically to suppress severe pain (e.g., with terminal cancer patients). o highly addictive o at one time, Morphine was the most commonly abused Narcotic Analgesic. <p>c. <u>Codeine</u> is another natural alkaloid of Opium.</p> <ul style="list-style-type: none"> o first isolated in 1832. o Codeine's pain killing ability is much weaker than Morphine's. o used medically to suppress coughing or minor pain. o Codeine is definitely an addictive drug. 	<p>The development of more effective opiates and synthetics has virtually eliminated its use medically. In recent years, there have been little street use of Opium. It is important to realize, however, that drug use trends can and do change.</p> <p>Instructor, FYI: Named after Morpheus, the Greek God of dreams.</p> <p>Morphine was widely used during the Civil War. Morphine addiction was termed "Soldier's disease."</p> <p>Its technical name is Methylnorphine.</p> <p><u>Clarification:</u> Narcotic Analgesic addicts often turn to Codeine when they cannot get more popular drugs.</p>

Aides

Lesson Plan

Instructor Notes



- d. Heroin is the most commonly abused illicit Narcotic Analgesic.
- o derived from Morphine in 1874.
 - o Heroin was first thought to be a non-addictive substitute for Morphine.
 - o it was approved for general use by the American Medical Association in 1906.
 - o by the 1920's it was evident that Heroin was much more addictive than Morphine.
 - o importation and manufacture of Heroin have been illegal in this country since 1925.
- e. Dilaudid is another derivative of Morphine
- o first produced in 1923.
 - o sometimes called "drug store Heroin", since it is commercially available from medical and pharmaceutical sources.
 - o Dilaudid has the same addictive liabilities as does Heroin or Morphine.

Point out that the generic, or technical name for heroin is "Diacetyl Morphine".

Write "Diacetyl Morphine" on the chalkboard or flipchart.

Heroin is a Schedule I drug, which means it has no legitimate medical uses in the United States.

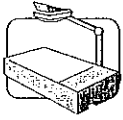
Technical Name:
Hydromorphone
Hydrochloride.

Aides	Lesson Plan	Instructor Notes
	<ul style="list-style-type: none"> o used medically for short term relief of moderate to severe pain, and to suppress severe, persistent coughs. o can be ingested via injection, orally or in suppositories. f. <u>Hycodan</u> is a derivative of Codeine. <ul style="list-style-type: none"> o used medically to treat coughs. o sometimes abused by addicts who are unable to obtain Morphine or Heroin. g. <u>Percodan</u> is another derivative of Codeine. <ul style="list-style-type: none"> o Percodan is one of the most commonly prescribed Narcotic Analgesics. o it is somewhat less addictive than Morphine, but more than Codeine. o another medicine, <u>Percobarb</u>, is a combination of Percodan and Barbiturate. h. <u>Metopon</u> derives from <u>Thebaine</u>, another alkaloid of Opium. <ul style="list-style-type: none"> o Metopon is chemically similar to Morphine. 	<p>Technical Name: Hydrocodone.</p> <p>Note: Vicodin is a commonly prescribed pain reliever containing Hydrocodone and Acetaminophen.</p> <p>Technical Name: Oxycodone.</p> <p>It is also produced the under the brand name of "Percocet" which is Percodan combined with Acetaminophen, such as Tylenol.</p> <p>i.e., <u>Percobarb</u> combines a CNS Depressant with a Narcotic Analgesic.</p>

Aides

Lesson Plan

Instructor Notes



XVII-5
 ("Common
 Synthetic
 Opiates")

- o used to relieve chronic pain such as terminal cancer.

7. Some common Synthetic Opiates.

- a. Demerol was first produced in 1939.

- o Demerol is one of the most widely used Synthetic Opiates for relief of pain and for sedation.
- o it is also the Narcotic Analgesic that is most frequently abused by medical personnel who become addicts.
- o Demerol is widely used as an analgesic in childbirth.
- o one medical advantage of Demerol is that it produces less respiratory depression than do other Narcotic Analgesics; thus, a fatal overdose is less likely with Demerol.
- o Medical literature sometimes indicates that Demerol does not cause pupillary constriction. Enforcement experience indicates to the contrary.

Technical Name: Meperidine.

Point out that pupillary constriction ordinarily is one of the most reliable indicators of a Narcotic Analgesic.


Aides	Lesson Plan	Instructor Notes
	<p>b. <u>Methadone</u> was developed in Germany during World War II and first marketed in America in 1947.</p> <ul style="list-style-type: none"> o Methadone's effects are similar to Morphine's, although they develop more slowly and last longer than do Morphine's effects. o Methadone's withdrawal symptoms are slower and milder than are Morphine's. o used extensively in "maintenance programs" as a substitute for Heroin for addicts undergoing therapy and treatment. o <u>In theory</u>, the daily dose of Methadone given to an Heroin addict allows the addict to function normally with no physical need for up to 24 hours. o Methadone is also used medically to relieve moderate to severe pain, and to suppress coughing. <p>c. <u>Numorphan</u> is a powerful analgesic with the same addictive properties as Morphine.</p> <ul style="list-style-type: none"> o used medically for the relief of chronic pain. 	<p>Methadone was developed in Germany because of wartime shortages of Morphine. Some experts have stated that the brand name for Methadone, "Dolophine," was derived from Adolph Hitler.</p> <p><u>Ask students</u>: "What is one of the most common medical uses of Methadone in this country?"</p> <p><u>Remind</u> students that one characteristic shared by all Narcotic Analgesics is that they suppress withdrawal symptoms of chronic Morphine administration.</p> <p>Methadone's primary advantages are: it cannot be injected, and it has a much longer duration of effects than Heroin.</p>

Aides

Lesson Plan

Instructor Notes

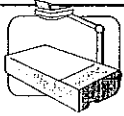
	<ul style="list-style-type: none"> o sold in ampules (injection) and in suppositories. o previously (pre-1972) it was sold in tablets, and was a favorite substitute for Heroin among addicts; addicts now generally prefer Dilaudid as an Heroin substitute. d. The <u>Fentanyls</u> include several hundred "designer drug" analogs of Morphine. <ul style="list-style-type: none"> o first developed in 1965 as an intravenous anesthetic. o legally produced as a pain killer. o principal abused analog is "Three-Methyl Fentanyl". e. Three-Methyl Fentanyl is <u>very</u> powerful: about 100 times as powerful as Morphine. <ul style="list-style-type: none"> o can be fatal in very small amounts. o can be absorbed through the skin: <u>very</u> dangerous to handle. f. <u>MPPP</u> is an illegally manufactured analog of Demerol. <ul style="list-style-type: none"> o MPPP is a powerfully addictive synthetic Narcotic Analgesic. 	<p>"Sublimaze" is a brand name for Fentanyl. It is a Schedule II drug. It is frequently found in overdose situations. For example, "Tango and Cash" and "Goodfellas", which contained Fentanyl, were sold in New York City in 1990 as Heroin. Many fatal overdoses occurred as a result.</p> <p>Remind about officer safety when handling any containers found on the suspect.</p>
--	--	--

Aides	Lesson Plan	Instructor Notes
 5 Minutes	<ul style="list-style-type: none"> o in the course of producing MPPP, it often becomes contaminated with <u>MPTP</u>, a chemical producing paralysis similar to Parkinson's Disease. g. <u>Darvon</u> is a synthetic Narcotic of relatively low analgesic potency and relatively low addiction liability. <p>7. Methods of administration of Narcotic Analgesics vary from one drug to another.</p> <ul style="list-style-type: none"> a. Some are commonly taken orally. b. Some are often administered in suppositories. c. Some are smoked. d. Some are snorted. (taken intranasally) e. Heroin, and some others, usually are taken by injection. f. Medically, some Narcotic Analgesics may be administered transdermally or through the skin. <p>B. Possible Effects</p>	<p>Instructor, FYI: Parkinson's disease is a progressive neurological disorder characterized by resting tremors, shuffling gait, and muscle weakness.</p> <p>Technical name: Propoxyphene.</p> <p>Users have stated that the fear of contracting diseases, such as AIDS, from shared needles, has prompted them to either snort or smoke Heroin.</p> <p><u>If available</u>, show 35 mm slides of Heroin injection paraphernalia.</p> <p><u>Solicit</u> students' comments and questions concerning this overview of Narcotic Analgesics.</p>

Aides

Lesson Plan

Instructor Notes

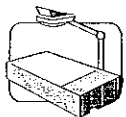


XVII-6
("Concept of
Tolerance")

1. As with nearly all the drugs of abuse, the effects produced by heroin or other Narcotic Analgesics depend on the tolerance that the user has developed for the drug.
 - a. People develop tolerance for Narcotic Analgesics fairly rapidly.
 - b. "Tolerance" means that the same dose of the drug will produce diminishing effects, or conversely that a steadily larger dose is needed to produce the same effects.
 - c. A Narcotic Analgesic user who has developed tolerance and who is using his or her "normal" dose of the drug may exhibit little or no evidence of intellectual or physical impairment.
 - d. Impairment is more evident with new users, and with tolerant users who exceed their "normal" doses.

Emphasize: Habitual users of drugs may develop tolerance to the drug. As a result, they may exhibit relatively little evidence of impairment on the psychophysical tests. Even tolerant drug users, when impaired, usually exhibit clinical evidence. (i.e. in the vital signs and eye signs - such as HGN)


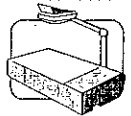
Clarification: the tolerant addict who has injected his or her "normal" dose of Heroin may appear to be much less impaired than an inexperienced user who had taken the same dose.

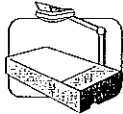
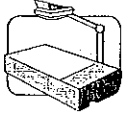
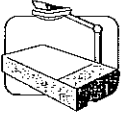


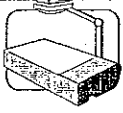
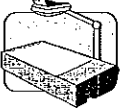
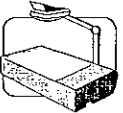
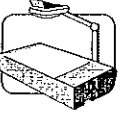
XVII-7 ("On
the Nod")

2. Observable effects of Heroin and other Narcotic Analgesics.
 - a. Sedation - "On the Nod"
 - o the condition known as "on the nod" is an apparently semiconscious state, resembling sleep.

Point out that "on the nod" occurs most often with new users or with users exceeding normal doses.

Aides	Lesson Plan	Instructor Notes
<p style="text-align: center;">  20 Minutes  XVII-8A ("On-set and Duration of Effects of Heroin") </p>	<ul style="list-style-type: none"> o the user's eyelids become very droopy. o their head will slump forward until the chin rests on the chest. o in this condition, the user usually can be aroused easily and will be sufficiently alert to respond to questions. <p>b. Other effects.</p> <ul style="list-style-type: none"> o slowed reflexes o slow and raspy speech o slow, deliberate movements o inability to concentrate o slowed breathing o skin cool to the touch o possible vomiting o itching of the face, arms or body <p>C. Onset and Duration of Effects</p> <ol style="list-style-type: none"> 1. The psychological effects of Heroin begin virtually immediately after the addict has injected. 	<p><u>Remind</u> students that the technical term for "droopy eyelids" is <u>Ptosis</u>.</p> <p><u>NOTE:</u> These effects may be dose-related, and most often occur with non-tolerant users.</p> <p>Instructor, FYI: Technical terms are Hypopnea or Bradypnea.</p> <p>Solicit students' comments and questions concerning possible effects of Narcotic Analgesics.</p>

Aides	Lesson Plan	Instructor Notes
 <p>XVII-8B</p>	<ol style="list-style-type: none"> a. A feeling of pleasure or euphoria. b. Relief from the symptoms of withdrawal. c. Relief from pain. 	<p><u>Point out</u> that the intensity of the euphoria will depend on a number of factors, one of which is the addict's tolerance. A heavily addicted user who is beginning withdrawal symptoms may experience only mild euphoria.</p>
 <p>XVII-8C</p>	<ol style="list-style-type: none"> 2. The observable signs will usually become evident within 5-30 minutes after the user has injected. <ol style="list-style-type: none"> a. "On the nod" b. Poor motor coordination c. Depressed reflexes d. Slowed breathing 3. The effects will usually be observable for up to 4-6 hours. 4. As the drug wears off, withdrawal signs and symptoms start to develop until the user injects again. 	<p><u>Remind</u> students that the physical effects may not be observed at all, if the addict is tolerant and has injected a "normal" or "maintenance" dose.</p>
 <p>XVII-9A (Withdrawal)</p>	<ol style="list-style-type: none"> a. <u>Withdrawal symptoms</u> usually begin to be felt by the addict within 4-6 hours following injection. <ul style="list-style-type: none"> o chills o aches of the muscles & joints o nausea o insomnia 	<p><u>Point out</u> that the development of withdrawal symptoms implies that the Heroin has worn off, so that the addict is no longer under the influence.</p> <p>As with nearly all drugs, the withdrawal signs and symptoms are essentially the opposite of the "high" or intoxicated state.</p>
		<p>The early stages of withdrawal constitute the "downside effects" of Narcotic Analgesics. DRE's should never state that an individual is "under the influence of the downside" of a drug.</p>

Aides	Lesson Plan	Instructor Notes
 <p data-bbox="233 380 354 411">XVII-9B</p>	<p data-bbox="553 306 954 411">b. Withdrawal <u>signs</u> start to become observable 8-12 hours following injection.</p> <ul style="list-style-type: none"> <li data-bbox="605 453 781 485">o sweating <li data-bbox="605 594 935 657">o goose bumps (Piloerection) on the skin <li data-bbox="605 699 773 730">o yawning <li data-bbox="605 772 756 804">o tearing <li data-bbox="605 846 808 877">o runny nose <li data-bbox="605 919 776 951">o vomiting <p data-bbox="505 982 922 1119">5. Withdrawal signs and symptoms closely resemble those of Influenza or the common cold.</p>	<p data-bbox="1040 453 1458 558">Point out that "sweating" usually is the first withdrawal sign to appear.</p> <p data-bbox="1040 594 1398 657">"Piloerection" means "hair standing up".</p> <p data-bbox="1040 699 1442 867"><u>Point out</u> that yawning, tearing, runny nose and vomiting usually appear only after marked withdrawal of many hours.</p> <p data-bbox="1040 982 1446 1150">Point out that "withdrawal" signs of Narcotic Analgesics are essentially the opposite of their "under the influence" signs.</p>
 <p data-bbox="233 1268 354 1299">XVII-9C</p>	<p data-bbox="553 1199 992 1440">a. These symptoms begin to intensify from 14-24 hours after injection, and may be accompanied by goose bumps (piloerection), slight tremors, loss of appetite and <u>dilation</u> of the pupils.</p>	
 <p data-bbox="233 1547 354 1579">XVII-9D</p>	<p data-bbox="553 1482 976 1692">b. Approximately 24-36 hours after injection, the addict experiences insomnia, vomiting, diarrhea, weakness, depression and hot and cold flashes.</p>	
 <p data-bbox="233 1799 354 1831">XVII-9E</p>	<p data-bbox="553 1734 971 1860">c. Withdrawal symptoms and signs generally reach their peak 2-3 days after injection:</p>	

Aides

Lesson Plan

Instructor Notes



5 Minutes

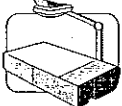
- o muscular and abdominal cramps
 - o severe tremors and twitching
 - o elevated temperature
- d. The user at this point is nauseated, gags, vomits and may lose 10-15 pounds within 24 hours.
- e. The withdrawal syndrome continues to decrease in intensity over time, and is usually greatly reduced by the fifth day, disappearing in one week to 10 days.
- f. A common misconception regarding withdrawal from Narcotic Analgesics is that they may be fatal. In reality, however, although Narcotic withdrawal is extremely uncomfortable, it rarely, if ever, proves fatal.
- D. Overdose Signs and Symptoms
1. Narcotic Analgesics depress respiration.
- a. In overdoses, the user's breathing will become slow and shallow.
 - b. Death can occur from severe respiratory depression.
 - c. The danger of death is heightened by the fact that the addict may not know the strength of the drug he or she is taking.

Point out that the involuntary tremors and twitching of the legs give rise to the expression "kicking the habit".

Solicit students' comments and questions concerning onset and duration of the effects of Narcotic Analgesics.

Point out that this is an effect that Narcotic Analgesics have in common with CNS Depressants.

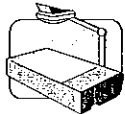
Clarification: the percentage of pure Heroin in the sample the addict uses may be much higher than what the addict expects and is used to.

Aides	Lesson Plan	Instructor Notes
<p style="text-align: center;">●</p> <p>60 Minutes</p>  <p>XVII-10A ("SFST evidence")</p>	<p>2. Other signs and symptoms of an overdose of a Narcotic Analgesic include clammy skin, convulsions and coma, blue lips and pale or blue body, extremely constricted pupils (unless there is brain damage, in which pupils may be dilated), recent needle marks, or perhaps a needle still in the user's arm.</p> <p>3. Narcotic Analgesic overdoses are sometimes treated by the administration of a Narcotic antagonist such as Narcan. A Narcotic antagonist works at neuron receptor sites, blocking or counteracting the effects of Narcotic Analgesics. In effect, these substances precipitate withdrawal. The short duration of effects produced by Narcotic antagonists, however, require continued medical monitoring of the user.</p> <p>E. Expected Results of the Evaluation</p> <p>1. Observable evidence of impairment.</p> <p>a. Standardized Field Sobriety Tests.</p> <p>o Neither Horizontal Gaze Nystagmus nor Vertical Gaze Nystagmus will be present.</p>	<p>E.g., "Tango and Cash" and "Goodfellas" were sold on the street as high grade Heroin. Rather, these contained the much more potent Fentanyl, resulting in many fatalities.</p> <p>Point out that a person suffering from Narcotic Analgesic overdose may appear to be in shock.</p> <p>Solicit students' comments and questions concerning signs and symptoms of an overdose of Narcotic Analgesics.</p> <p><u>But</u> remind students that Nystagmus could be present if the user has taken Heroin and PCP, or alcohol or some other CNS Depressant, or an Inhalant.</p>

Aides

Lesson Plan

Instructor Notes



XVII-10B
("General
Indicators")

- o Performance on Walk and Turn and One Leg Stand will be impaired, and will reflect the slow and deliberate movements caused by this category of drugs.
- o Performance on Romberg and Finger to Nose will also be impaired. Generally, the user will appear drowsy, possibly "on the nod," and exhibit slow and deliberate movements.

b. General indicators

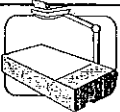
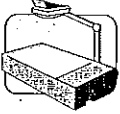
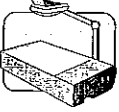

- o "Track marks"
- o "On the nod"
- o Droopy eyelids
- o Slowed reflexes
- o Slow, low, raspy speech
- o Facial itching
- o Dry mouth
- o Euphoria
- o Nausea
- o Pupils visibly and obviously constricted


2. Evidence associated with the physiologic examinations.

Point out that, if the user has injected enough Narcotic Analgesic to exceed his or her level of tolerance, his or her performance of the Standardized Field Sobriety Tests will be uncoordinated and "rubber-legged", similar to that caused by CNS Depressants.

If available, show 35 mm slides of typical addicts' "track" marks.

Caused by the release of Histamines.

Aides	Lesson Plan	Instructor Notes
 XVII-10C (Eye Exam- inations)	<p>a. Eye examinations</p> <ul style="list-style-type: none"> o Eyes will <u>not</u> exhibit a Lack of Convergence. o Pupil size generally will be constricted (below 3.0 mm in diameter) o Pupils reaction to light will be little or none visible. o If the effects of the Narcotic Analgesic are wearing off, <u>hippus</u> may be evident. 	<p><u>Point out</u> that constricted pupils are one of the most reliable indicators of a Narcotic Analgesic. The technical term for "constricted pupils" is "Miosis."</p> <p><u>NOTE:</u> "Hippus" means pulsating pupils, i.e., alternately expanding and contracting in diameter.</p>
 XVII-10D ("Vital Signs Examina- tions")	<p>b. Vital signs examinations</p> <ul style="list-style-type: none"> o Blood pressure will be down. o Pulse will be down. o Body temperature will be down. o Muscle tone will be normal or flaccid. 	<p><u>Remind</u> students that these cardiovascular indicators may <u>not</u> be present if the suspect is a tolerant user who has taken a "normal" dose of the drug.</p>
 XVII-11 ("Narcotic Analgesics Symptoma- tology Chart")	<p>3. Summary</p>	
	<p>4. Demonstrations</p> <p>a. Video tape demonstrations.</p>	<p>Show video tape of suspect(s) under the influence of Narcotic Analgesics.</p>

Aides	Lesson Plan	Instructor Notes
 30 Minutes	<p>b. Drug Evaluation and Classification exemplars demonstrations.</p> <p>F. Injection Site Examination</p> <ol style="list-style-type: none"> 1. Examination of suspect's injection sites can give many clues to their drug habits. <ol style="list-style-type: none"> a. Many drugs can be injected. b. Injection sites are a sign of drug use which may or may not be recent. c. May be evidence of habitual use. 2. The trauma to the skin, muscles and the blood is the basic concept of injection sites. 3. Drugs and medication are injected into the body in three ways. <ol style="list-style-type: none"> a. Legal injections are usually Intramuscular. b. Subcutaneous, means just under the skin. 	<p>Relate behavior/ observations to the symptomatology chart.</p> <p>Refer students to the exemplars found at the end of Section XVII of their student manuals.</p> <p>Solicit students' comments or questions concerning Expected Results of the Evaluation.</p> <p>The slang term for an injection site is a "mark".</p> <p>The presence of injection sites doesn't ensure the suspect is under the influence of drugs.</p> <p>Examination of ingestion sites is just one of the twelve steps in the evaluation.</p> <p>Abbreviated as I/M.</p> <p>Medicine or medical procedures, such as tuberculin skin test, injection of insulin is injected Intramuscular.</p> <p>Commonly referred to as "skin popping".</p>


Aides	Lesson Plan	Instructor Notes
	<p>c. For medically drawing of blood or emergency medical procedures, the injection is made into a blood vessel. Veins are usually used. Arteries are deep, thus not lending themselves to injection.</p> <p>4. The primary instrument for injection is the hypodermic syringe.</p> <p>a. It consists of a hollow needle, a tube and a plunger.</p> <p>b. Needles vary in size, with the primary variance being the inside diameter of the needle or the gauge.</p> <p>c. Most medical procedures utilize a small gauge needle, which means a large needle inner diameter. (usually 16 - 22 gauge).</p> <p>d. Illegal injections are usually made with a large gauge needle, which is a small inner diameter. (usually about 26 gauge).</p> <p>5. The user's equipment is commonly referred to as a "hype kit" or "works".</p> <p>a. The kit contains a "cooker" which is any device such as a bottle cap, a metal spoon or etc., that is used to heat the drug with water to form an injectable solution.</p>	<p>Insulin is never injected into a blood vessel, because the person would go into a comma.</p> <p>Abbreviated as I/V.</p> <p>IMPORTANT RULE: the larger the gauge, the smaller the inside diameter of the needle.</p> <p>A 26 gauge needle is used by a diabetic.</p> <p>The hypodermic marks are smaller and are therefore, less noticeable making it more difficult for the DRE to see them.</p>

Aides

Lesson Plan

Instructor Notes

	<ul style="list-style-type: none"> b. A handle to hold the "cooker" over the flame. c. Matches, lighters (primarily disposable, adjustable flame types) used to heat the substance in the "cooker". d. A tourniquet, which can be a rubber tubing, a tie, belt, etc. It is tied around the arm, above the injection site, to cause the vein to bulge or rise, thus making it easier to inject. e. "Cottons" are the cotton balls or cigarette filters used to "purify" the drug. The user places the "cottons" into their cooker and draws the drug up through the cottons. <p>6. As an expert, you may be asked in court to describe the difference between a legal and an illegal injection site.</p> <ul style="list-style-type: none"> a. The legal mark is usually intramuscular. Some exceptions would be in an emergency, blood donation or lab tests. b. Usually there will be only one mark and it will be larger than the typical illegal injection. c. Legal injections are made with new, sterile needles. d. The illegal mark is usually over a vein. 	<p>The cottons are saved for later use since they contain some of the drug.</p> <p>There may be multiple injections, if the technician is unable to find a vein during the first try.</p> <p>Abbreviated as O/V.</p>
--	--	--

Aides	Lesson Plan	Instructor Notes
	<p>e. There will usually be multiple marks in various stages of healing. It takes approximately two weeks for a "mark" to totally heal.</p> <p>f. Users frequently use the same needle over and over again. Thus making it become dull or barbed.</p> <p>g. Since the used needles make it more difficult to pierce the skin and vein, the injections sites may be jagged.</p> <p>h. Use of old, dirty and shared needles cause the spread of infections and diseases such as AIDS.</p> <p>7. Users may frequently use the same spot to inject, as an attempt to reduce their likelihood of detection.</p> <p>a. The veins may become hard and thick from continuous injections and makes them difficult to find.</p> <p>b. After about 10 to 20 injections, a large sore forms causing the site to enlarge and bruise. Upon close examination, the site reveals there are numerous puncture wounds in the same area, overlapping each other.</p>	<p>For example, the Heroin addict will inject approximately four to six times each day (every four to six hours). Therefore, they will inject approximately 2,000 times in one year.</p> <p>Frequently the needles are carried in pockets or socks and the rubbing against clothing causes them to be dull or barbed.</p> <p>A barbed needle may tear the skin on the way in and on the way out.</p> <p>ALWAYS WEAR RUBBER GLOVES PRIOR TO CONDUCTING THE EXAMINATION</p> <p>The technical term is "Thrombosed".</p> <p>Write Thrombosed on the chalk board or flip chart.</p> <p>This is referred to as "tunnel" or "corn".</p> <p>Write tunnel and corn on a flip chart.</p> <p>The healing is greatly retarded.</p>

Aides

Lesson Plan

Instructor Notes

8. Basic principles of puncture healing.
- a. Any needle that punctures the skin leaves a scab. A scab is simply a crust formed by the drying of the discharge from the puncture.
 - b. These dried remains fill the gap caused by the puncture of the skin. As the fluids dry, they harden (clot and gel).
 - c. There are no exact timetables for wounds to heal, but there are some general guidelines.
 - d. Scabs develop within about 18 - 24 hours after a puncture.
 - e. After about 14 days a scab usually starts to peel or flake and then falls off. The skin under the scab is shrivelled and is lighter in color than the surrounding tissue.

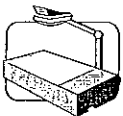
Scab is the dried remains of blood, plasma (a cellular, colorless fluid part of the blood), lymph fluid (a thin fluid that bathes all the tissues of the body) and puss (a thick yellowish/greenish fluid that forms at an injection site).

Chronic disease, poor nutrition and etc. retard the puncture healing process.

A general rule: when the scab first forms, it is bright red. With age, the color gets darker and darker.

Users sometimes inject under a scab to hide multiple puncture wounds. This is referred to as "trap dooring".

9. There is no exact science to classifying the age of puncture wound. Some general guidelines are:
- a. Fresh puncture wounds are defined as under 12 hours after injection and will be a red dot and have an oozing appearance.



XVII-12
(Puncture
Wounds)

Aides	Lesson Plan	Instructor Notes
	<p>b. <u>Early</u> puncture wound is 12 - 96 hours after injection. It will have a light scab, light bruise, reddened border and a crater appearance.</p> <p>c. <u>Late</u> puncture wound is 5 - 14 days and will have a dark scab, dark bruise and the crater will flatten.</p> <p>d. <u>Healing</u> puncture wound is over 14 days. The scab will be flaking and falling off with shriveled light colored skin underneath.</p> <p>10. Other indicators of injection sites:</p> <p>a. In an attempt to hide puncture wounds, users may inject into tattoos.</p> <p>b. Tattooing also refers to dark carbon deposits that result from using a flame to "sterilize" a needle. Carbon deposits on the needle are then injected into the skin, causing a tattoo effect.</p> <p>c. A "track" is a hardened part of a vein where numerous injections have been administered. The entire vein becomes scarred and hardened and with time may no longer be able to inject into. The area becomes silvery-blue in color and raised. This is referred to as "silver streaks".</p>	<p>Tattoos that are designed to hide puncture wounds are frequently colored and found on the inner arms.</p> <p>AS A GENERAL RULE: one inch of tracks indicates that approximately 50 - 100 separate injections have been administered in this area.</p>

Aides

Lesson Plan

Instructor Notes




20 Minutes

- G. Expected Location of Injection Marks
1. Prior to conducting the injection site examination, always remember to wear gloves.
 2. Injection sites may be located anywhere on the suspects' body.
 - a. The arms are most frequently used because the veins here are large and easily accessible.
 - b. The ankles are frequently used because the marks can be easily covered with socks.
 - c. The user may even use their neck because the marks can be hidden by hair or makeup.
 - d. They will basically use any part of their body where there is a vein.
 3. Conduct a thorough, slow, methodical examination of the suspect's arms beginning with the left.
 - a. Using a magnifying light, examine the inner arm as it is extended with the palm facing you.
 - b. Beginning at the bicep slowly examine the arm. Document the findings of your examine.

An ideal light is a 10 power light.

Aides	Lesson Plan	Instructor Notes
	<ul style="list-style-type: none"> c. Ask the suspect to contract the arm, so that he or she grasps their shoulder. Beginning at the wrist, slowly examine the arm to the elbow and document the results. d. Next examine the outer arm as it is extended palm facing downward. Start the examination at the shoulder moving to the wrist. e. Subject should extend and spread their fingers as the examination is conducted on the hands. Examine both sides of the hands, with particular attention to the areas between the fingers, under watch bands and rings. <ul style="list-style-type: none"> 4. Conduct the entire procedure for the right side. 5. Ankles are the next most common injection area. <ul style="list-style-type: none"> a. Subject should be instructed to remove their shoes and socks to allow the DRE to examine them for puncture wounds. b. The most common area is on the back of the foot. 6. On a case by case basis, the DRE may need to examine other parts of the body for marks. 	<p>This forces the individual's veins to protrude.</p> <p>Suspects sometimes hide hypodermic needles in their socks, shoes and the heel compartments of their shoes.</p>

Aides	Lesson Plan	Instructor Notes
 15 Minutes	<p>a. ALWAYS follow your Agencies rules, policies and procedures and laws regarding invasive type searches.</p> <p>H. Conclusion</p> <ol style="list-style-type: none"> 1. The injection site examination may reveal evidence of recent use. 2. The presence of marks however, doesn't mean drug influence or impairment at the time of the evaluation. 3. A slow methodical examination, using a magnifying light, is required to obtain evidence. 4. Conducting an injection mark examination is a skill. As with all skills, such as taking blood pressure, competency improves with practice. 	<p>Solicit students' comments and questions concerning the injection site examination.</p>

Session XVII

Narcotic Analgesics



Narcotic Analgesics

Upon successfully completing this session, the participant will be able to:

- Explain a brief history of the Narcotic Analgesic category of drugs
- Identify common drug names and terms associated with this category
- Identify common methods of administration for this category
- Explain the symptoms, observable signs and other effects associated with this category

Drug Evaluation & Classification Training

XVII-0A

Narcotic Analgesics (continued)

- Explain the typical time parameters, i.e., onset and duration of effects, associated with this category
- State the clues that are likely to emerge when the DRE process is conducted
- Explain the procedures for examining and determining the ages of injection sites
- Correctly answer the "topics for study" questions at the end of this section

Drug Evaluation & Classification Training

XVII-0B


Narcotic Analgesic:

An "Analgesic" is a drug that relieves pain. It differs from an anesthetic, in that it lowers one's perception of pain, rather than stopping nerve transmission.

Drug Evaluation & Classification Training

XVII-1

Types of Narcotic Analgesics



- The opiates
 - Natural alkaloids
 - Opium derivatives



- The synthetics



Drug Evaluation & Classification Training

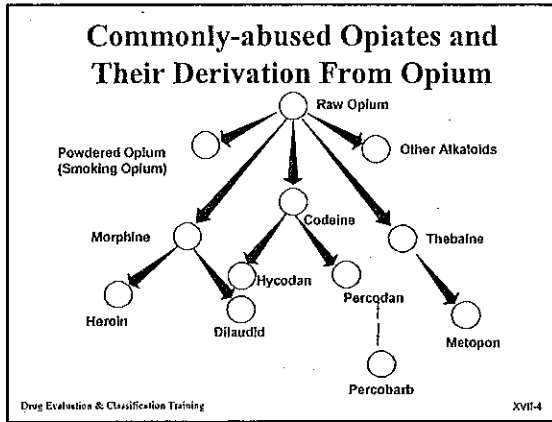
XVII-2

Three Characteristics Common to All Narcotic Analgesics

1. Relieve pain
2. Produce withdrawal signs and symptoms
3. Suppress the signs and symptoms of chronic morphine withdrawal

Drug Evaluation & Classification Training

XVII-3



Common Synthetic Opiates

- Demerol
- Methadone
- Numorphan
- Fentanyl
- Three-Meth Fentanyl
- MPPP
- Darvon

Drug Evaluation & Classification Training XVII-5

The Concept of Tolerance for a Drug

1. The same dose of the drug will produce diminishing effects
2. A steadily larger dose is needed to produce the same effect

Drug Evaluation & Classification Training XVII-6

“On the Nod”

- Semi-conscious
- Droopy eyelids (ptosis)
- Head slumped forward, chin on chest
- Easily awakened
- Alert to questions

Drug Evaluation & Classification Training XVII-7

On-set and Duration of Heroin's Effects

- Immediate
 - Pleasure or euphoria
 - Relief from withdrawal
 - Relief from pain

Drug Evaluation & Classification Training XVII-8A

On-set and Duration of Heroin's Effects (continued)

- 5-30 minutes: Onset of physical effects
 - “On the nod”
 - Poor motor coordination
 - Depressed reflexes
 - Slowed breathing

Drug Evaluation & Classification Training XVII-8B

On-set and Duration of Heroin's Effects (continued)

- Physical effects usually are observable for up to 4-6 hours



Drug Evaluation & Classification Training

XVII-8C

Signs and Symptoms of Withdrawal From Heroin

Symptoms begin: 4-6 hours following injection

- Chills
- Aches
- Nausea
- Insomnia

Drug Evaluation & Classification Training

XVII-9A

Signs and Symptoms of Withdrawal From Heroin (continued)

Signs appear: 8-12 hours following injection

- Sweating
- Goose bumps
- Yawning
- Tearing
- Runny nose
- Vomiting

Drug Evaluation & Classification Training

XVII-9B

Signs and Symptoms of Withdrawal From Heroin (continued)

Signs and symptoms intensify: 14-24 hours after injection

- Similar to influenza or the common cold
- Goosebumps
- Slight tremors
- Loss of appetite
- Dilatation of pupils

Drug Evaluation & Classification Training

XVII-9C

Signs and Symptoms of Withdrawal From Heroin (continued)

Situation worsening: 24-36 hours after injection

- Insomnia
- Vomiting
- Diarrhea
- Weakness
- Depression
- Hot and cold flashes

Drug Evaluation & Classification Training

XVII-9D

Signs and Symptoms of Withdrawal From Heroin (continued)

Reaching the peak: 2-3 days after injection

- Muscular and abdominal cramps
- Severe tremors and twitching
- Elevated temperature
- Sharp loss of weight

Drug Evaluation & Classification Training

XVII-9E

Evaluation of Suspects Under the Influence of Narcotic Analgesics

SFST Evidence:

- HGN or Vertical Gaze Nystagmus - none
- Performance on Walk and Turn and One Leg Stand will be impaired and will reflect the slow and deliberate movements
- Performance on Romberg and Finger to Nose will also be impaired
- Generally, the user will appear drowsy, possibly "on the nod"

Drug Evaluation & Classification Training XVII-10A

Evaluation of Suspects Under the Influence of Narcotic Analgesics

General Indicators:

- "Track marks"
- On the nod
- Droopy eyelids
- Slowed reflexes
- Slow, low, raspy speech
- Facial itching
- Dry mouth
- Euphoria
- Nausea
- Pupils visibly and obviously constricted (miosis)

Drug Evaluation & Classification Training XVII-10B

Evaluation of Suspects Under the Influence of Narcotic Analgesics

Eye Examinations:

- Lack of convergence - none
- Constricted pupils (miosis)
- Reaction to light - little or none visible
- As the effects of the drug wear off, hippus (pulsating pupils) may be evident

Drug Evaluation & Classification Training XVII-10C

Evaluation of Suspects Under the Influence of Narcotic Analgesics

Vital Signs:

- Blood pressure down
- Pulse down
- Body temperature down
- Muscle tone normal or flaccid

Drug Evaluation & Classification Training XVII-10D


Narcotic Analgesic Symptomatology Chart

HGN	None
VGN	None
Lack of Convergence	None
Pupil Size	Constricted
Reaction to Light	Little or None Visible
Pulse Rate	Down
Blood Pressure	Down
Temperature	Down
Muscle Tone	Normal or Flaccid

Drug Evaluation & Classification Training XVII-11

Classifying the Age of Puncture Wounds

- Fresh - Under 12 hours after injection; will be a red dot and have an oozing appearance
- Early - 12-96 hours after injection; will have a light scab, light bruise, reddened border and a crater appearance
- Late - 5-14 days after injection; will have a dark scab, dark bruise and the crater will flatten
- Healing - Over 14 days after injection; scab will be flaking and falling off with shriveled light-colored skin underneath



Drug Evaluation & Classification Training XVII-12

000579

Drug Influence Evaluation

Evaluator <i>Dan Webb</i>	DRE No <i>0323</i>	Rolling Log No. <i>00-01-946</i>
Recorder/Witness <i>Stan O'Dell</i>	Crash: <input type="checkbox"/> Fatal <input checked="" type="checkbox"/> None <input type="checkbox"/> Injury <input type="checkbox"/> Property	

Officer's Name (Last, First, MI) <i>Laughn, Jerry T.</i>	DOB <i>5-18-1980</i>	Sex <i>M</i>	Race <i>B</i>	Arresting Officer (Name, ID No.) <i>S. O'Dell #7650 IPD</i>
---	-------------------------	-----------------	------------------	--

Date Examined/Time/Location <i>8-15-2000 2120 3rd Precinct PD</i>	Breath Results: <i>0.00</i> <input type="checkbox"/> Refused Instrument # <i>1234</i>	Chemical Test <input type="checkbox"/> Refused <input checked="" type="checkbox"/> Urine <input checked="" type="checkbox"/> Blood
---	--	---

Miranda Warning Given: <input checked="" type="checkbox"/> Yes <input type="checkbox"/> No By: <i>D. Webb</i>	What have you eaten today? <i>Nothing</i> When? <i>N/A</i>	Have you been drinking? <i>Nothing</i> How much? <i>N/A</i>	Time of last drink? <i>N/A</i>
--	--	---	--------------------------------


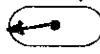
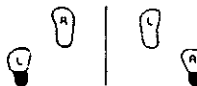
Time now? <i>MID NIGHT</i>	When did you last sleep? <i>Today</i> How long? <i>3 hours</i>	Are you sick or injured? <input type="checkbox"/> Yes <input checked="" type="checkbox"/> No	Are you diabetic or epileptic? <input type="checkbox"/> Yes <input checked="" type="checkbox"/> No
----------------------------	--	--	---



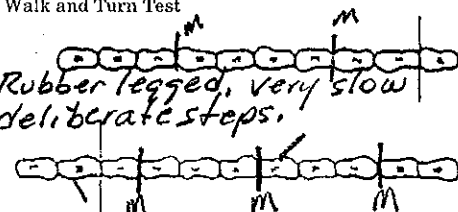
Do you take insulin? <input type="checkbox"/> Yes <input checked="" type="checkbox"/> No	Do you have any physical defects? <input type="checkbox"/> Yes <input checked="" type="checkbox"/> No	Are you under the care of a doctor or dentist? <input type="checkbox"/> Yes <input checked="" type="checkbox"/> No
--	---	--

Are you taking any medication or drugs? <input type="checkbox"/> Yes <input checked="" type="checkbox"/> No	Attitude <i>Cooperative but sleepy.</i>	Coordination <i>Very loose stumbling.</i>
	Breath <i>Normal</i>	Face <i>Normal</i>

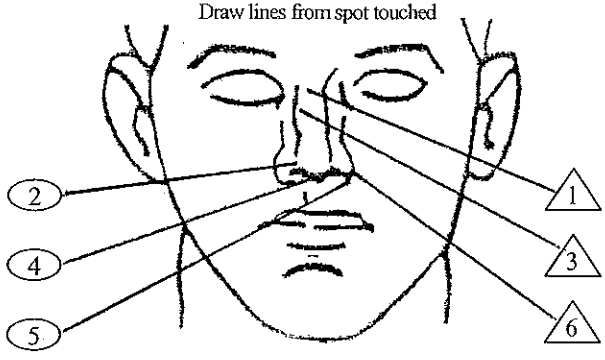
Speech <i>low and raspy.</i>	Eyes: <input type="checkbox"/> Reddened Conjunctiva <input checked="" type="checkbox"/> Normal <input type="checkbox"/> Bloodshot <input type="checkbox"/> Watery	Blindness: <input checked="" type="checkbox"/> None <input type="checkbox"/> L Eye <input type="checkbox"/> R Eye	Tracking: <input checked="" type="checkbox"/> Equal <input type="checkbox"/> Unequal
---------------------------------	---	--	---





Corrective Lens: <input checked="" type="checkbox"/> None <input type="checkbox"/> Glasses <input type="checkbox"/> Contacts, if so <input type="checkbox"/> Hard <input type="checkbox"/> Soft	Pupil Size: <input checked="" type="checkbox"/> Equal <input type="checkbox"/> Unequal (explain)	Able to follow stimulus: <input checked="" type="checkbox"/> Yes <input type="checkbox"/> No	Eyelids: <i>Very</i> <input type="checkbox"/> Normal <input checked="" type="checkbox"/> Droopy
--	--	--	--

Pulse & Time 1. <i>60, 2125</i> 2. <i>64, 2140</i> 3. <i>60, 2153</i>	HGN Lack of Smooth Pursuit Max. Deviation Angle of Onset	Left Eye <i>NO</i> <i>NO</i> <i>NONE</i>	Right Eye <i>NO</i> <i>NO</i> <i>NONE</i>	Vertical Nystagmus? <input type="checkbox"/> Yes <input checked="" type="checkbox"/> No Convergence Right Eye  Left Eye 	One Leg Stand <i>Very slow reached 10.8 in 30 seconds</i> 
--	---	---	--	---	---

Romberg Balance Approx.  Approx. 	Walk and Turn Test <i>Rubber legged, very slow deliberate steps.</i> 	Cannot Keep Balance <input checked="" type="checkbox"/> Starts Too Soon <input type="checkbox"/> Stops Walking <input checked="" type="checkbox"/> Misses Heel-Toe <input checked="" type="checkbox"/> Steps Off Line <input checked="" type="checkbox"/> Raises Arms <input checked="" type="checkbox"/> Actual Steps Taken <i>9 9</i>	1 st Nine <input checked="" type="checkbox"/> 2 nd Nine <input checked="" type="checkbox"/> <input checked="" type="checkbox"/> Sways While Balancing <input checked="" type="checkbox"/> Uses Arms to Balance <input type="checkbox"/> Hopping <input type="checkbox"/> Puts Foot Down
--	---	---	---

Internal Clock <i>50</i> Estimated At 30 Sec.	Describe Turn <i>As instructed</i>	Cannot Do Test (Explain) <i>N/A</i>	Type of Footwear <i>Cowboy Boots (Nocona)</i>
--	---------------------------------------	--	--

	Pupil Size	Room Light	Darkness	Direct	Nasal Area <i>clear</i>
	Left Eye	<i>2.5</i>	<i>2.5</i>	<i>2.5</i>	Oral Cavity <i>clear</i>
	Right Eye	<i>2.5</i>	<i>2.5</i>	<i>2.5</i>	
	Hippus <input type="checkbox"/> Yes <input type="checkbox"/> No	Rebound Dilation <input type="checkbox"/> Yes <input type="checkbox"/> No	Reaction To Light <i>Little to none visible</i>		

Blood Pressure <i>110, 64</i> Temp <i>98.0</i>	Muscle Tone: <input type="checkbox"/> Normal <input checked="" type="checkbox"/> Flaccid <input type="checkbox"/> Rigid	 
Comments:		 
		<i>Puncture wound with red dot</i> Attach Photos Of Fresh Puncture Marks

Medicine or Drug Have You Been Using? <i>I won't answer any questions</i>	How Much? <i>No Answer</i>	Time of Use? <i>No Answer</i>	Where Were The Drugs Used? (Location) <i>No Answer</i>
---	----------------------------	-------------------------------	--

Date/Time of Arrest <i>Aug 15 2000 2100</i>	Time DRE Notified <i>2110</i>	Eval Start Time <i>2120</i>	Time Completed <i>2210</i>
Member Signature (Include Rank) <i>Dan Webb Sgt.</i>	ID No. <i>5484</i>	Reviewed By: <i>E. Floegel</i>	

Opinion of Evaluator: <input type="checkbox"/> Rule Out <input type="checkbox"/> Alcohol <input type="checkbox"/> Stimulant <input type="checkbox"/> PCP <input type="checkbox"/> Inhibitant	<input type="checkbox"/> Medical <input type="checkbox"/> Depressant <input type="checkbox"/> Hallucinogen <input checked="" type="checkbox"/> Narcotic Analgesic <input type="checkbox"/> Cannabis
---	---

DRUG INFLUENCE EVALUATION		Page 2 of 2
LOG NO.	DRE: Sergeant Dan Webb	ARRESTEE: Jerry T. Vaughn
1. LOCATION 2. WITNESS 3. BREATH TEST 4. NOTIFICATION / INTERVIEW ARRESTING OFCR. 5. INITIAL OBSERVATIONS 6. MEDICAL PROBLEMS 7. PSYCHOPHYSICAL 8. CLINICAL INDICATORS 9. SIGNS OF INGESTION 10. SUSPECTS STATEMENTS 11. OPINION 12. TOXICOLOGY SAMPLE 13. MISC.		
1. LOCATION: Examination of Jerry T. Vaughn, took place in the DRE room, 3rd Pct.		
2. WITNESS: Arresting Officer - Trooper Stanely R. O'Dell		
3. BREATH TEST: Trooper O'Dell administer a breath test to Vaughn at 2100 hours, the result was 0.00%.		
4. NOTIFICATION / INTERVIEW of ARRESTING OFFICER: Writer was contacted by radio and advised to return to the precinct to conduct a DRE evaluation. Tpr O'Dell informed me that he had observed the subject's vehicle weaving through the traffic lanes. Subject exhibited poor performance on the SFSTs, but there no odor of an alcoholic beverage.		
5. INITIAL OBSERVATIONS: Writer observed subject sitting quietly in the DRE room. He appeared to be asleep; eyes were closed, head nodded forward, breathing was slow. Subject responded to questions and became more alert as time passed. His voice was low and raspy. He licked his lips repeatedly.		
6. MEDICAL PROBLEMS: None noted or stated		
7. PSYCHOPHYSICAL TESTS: Romberg Balance: Subject swayed approximately 3" side to side and estimated 50 seconds as 30 seconds. Walk and Turn: Subject lost balance during the instructions, missed heel to toe, stepped off the line, and used his arms for balance. One Leg Stand: Subject put his foot down swayed and used his arms for balance. Finger to Nose: Subject missed tip of his nose on each attempt.		
8. CLINICAL INDICATORS: Subject's blood pressure was below the normal range. The pupils were constricted and showed little or no visible reaction to light. Subjects eyelids were droopy.		
9. SIGNS of INGESTION: Subject had "track" type scars on both the left and right forearms, and a fresh oozing puncture wound on the back of the right hand.		
10. STATEMENTS: Subject denied using any medicine or drugs and refused to answer any questions regarding the puncture wound on the back of his right hand.		
11. OPINION of EVALUATOR: In my opinion Jerry T. Vaughn is under the influence of a Narcotic Analgesic and unable to operate a vehicle safely		
12. TOXICOLOGICAL SAMPLE: Subject agreed to provide both a urine and a blood sample.		
13. MISCELLANEOUS:		

Drug Influence Evaluation

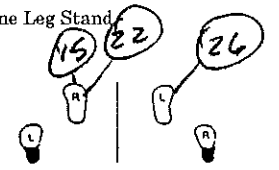
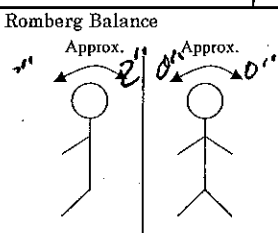

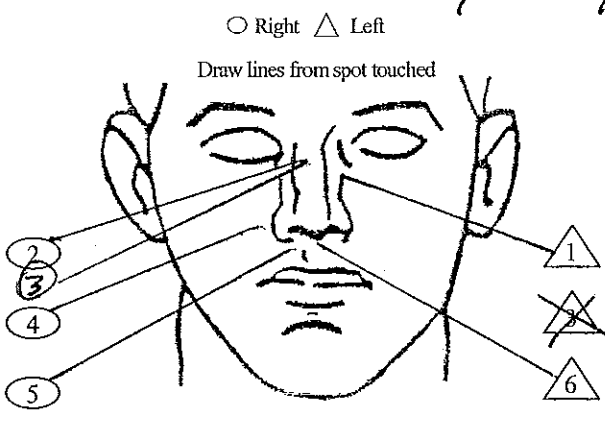
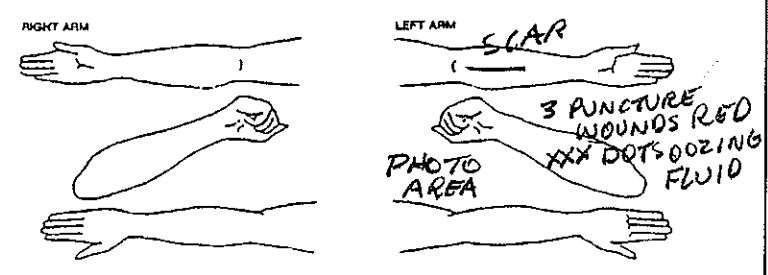
000581

Evaluators: <u>Toland, Steve</u>		DRE No: <u>0256</u>	Rolling Log No: <u>00-14-0100</u>																					
Recorder/Witness: <u>Bradley, T.</u>		Crash: <input checked="" type="checkbox"/> Yes <input type="checkbox"/> None	<input type="checkbox"/> Fatal <input type="checkbox"/> Injury <input checked="" type="checkbox"/> Property																					
Resee's Name (Last, First, MI): <u>Bursten, O.</u>		DOB: <u>4-29-1960</u>	Sex: <u>M</u>	Race: <u>W</u>																				
Date Examined/Time/Location: <u>11-1-2000 1615 Mesa PD Central Intake</u>		Breath Results: <u>0.00</u> <input type="checkbox"/> Refused	Chemical Test: <input type="checkbox"/> Urine <input checked="" type="checkbox"/> Blood																					
Arresting Officer (Name, ID No.): <u>Bradley, T. 4719 MPD</u>		Instrument #: <u>1234</u>																						
Miranda Warning Given: <input checked="" type="checkbox"/> Yes <input type="checkbox"/> No	What have you eaten today? <u>Nothing</u>	When? <u>N/A</u>	Have you been drinking? <u>Nothing</u>	How much? <u>N/A</u>																				
By: <u>T. Bradley</u>	Time of last drink? <u>N/A</u>		Time of last drink? <u>N/A</u>																					
Time now? <u>Don't know</u>	When did you last sleep? <u>Last night. a few hours</u>	How long? <u>a few hours</u>	Are you sick or injured? <input type="checkbox"/> Yes <input checked="" type="checkbox"/> No	Are you diabetic or epileptic? <input type="checkbox"/> Yes <input checked="" type="checkbox"/> No																				
Do you take insulin? <input type="checkbox"/> Yes <input checked="" type="checkbox"/> No	Do you have any physical defects? <input type="checkbox"/> Yes <input checked="" type="checkbox"/> No		Are you under the care of a doctor or dentist? <input type="checkbox"/> Yes <input checked="" type="checkbox"/> No																					
Are you taking any medication or drugs? <input type="checkbox"/> Yes <input checked="" type="checkbox"/> No	Attitude: <u>Cooperative</u>		Coordination: <u>Poor</u>																					
	Breath: <u>Normal</u>		Face: <u>Stoopy-stumbling</u>																					
Speech: <u>Slow and deliberate</u>	Eyes: <input type="checkbox"/> Reddened Conjunctiva <input checked="" type="checkbox"/> Normal <input type="checkbox"/> Bloodshot <input type="checkbox"/> Watery	Blindness: <input checked="" type="checkbox"/> None <input type="checkbox"/> L Eye <input type="checkbox"/> R Eye		Tracking: <input checked="" type="checkbox"/> Equal <input type="checkbox"/> Unequal																				
Corrective Lens: <input checked="" type="checkbox"/> None <input type="checkbox"/> Glasses <input type="checkbox"/> Contacts, if so <input type="checkbox"/> Hard <input type="checkbox"/> Soft	Pupil Size: <input checked="" type="checkbox"/> Equal <input type="checkbox"/> Unequal (explain)	Able to follow stimulus: <input checked="" type="checkbox"/> Yes <input type="checkbox"/> No		Eyelids: <input type="checkbox"/> Normal <input checked="" type="checkbox"/> Droopy																				
Pulse & Time	HGN	Left Eye	Right Eye	Vertical Nystagmus? <input type="checkbox"/> Yes <input checked="" type="checkbox"/> No																				
1. <u>60, 1630</u>	Lack of Smooth Pursuit	<u>No</u>	<u>No</u>																					
2. <u>56, 1642</u>	Max. Deviation	<u>No</u>	<u>No</u>																					
3. <u>60, 1655</u>	Angle of Onset	<u>NONE</u>	<u>NONE</u>																					
Romberg Balance	Walk and Turn Test	Cannot Keep Balance <input checked="" type="checkbox"/>		<table border="1"> <tr> <td>1st Nine</td> <td>2nd Nine</td> </tr> <tr> <td><input checked="" type="checkbox"/></td> <td><input checked="" type="checkbox"/></td> </tr> <tr> <td><input checked="" type="checkbox"/></td> <td><input checked="" type="checkbox"/></td> </tr> <tr> <td><input checked="" type="checkbox"/></td> <td><input checked="" type="checkbox"/></td> </tr> <tr> <td><input checked="" type="checkbox"/></td> <td><input checked="" type="checkbox"/></td> </tr> <tr> <td><input checked="" type="checkbox"/></td> <td><input checked="" type="checkbox"/></td> </tr> <tr> <td><input checked="" type="checkbox"/></td> <td><input checked="" type="checkbox"/></td> </tr> <tr> <td><input checked="" type="checkbox"/></td> <td><input checked="" type="checkbox"/></td> </tr> <tr> <td><input checked="" type="checkbox"/></td> <td><input checked="" type="checkbox"/></td> </tr> <tr> <td><input checked="" type="checkbox"/></td> <td><input checked="" type="checkbox"/></td> </tr> </table>	1st Nine	2nd Nine	<input checked="" type="checkbox"/>	<input checked="" type="checkbox"/>	<input checked="" type="checkbox"/>	<input checked="" type="checkbox"/>	<input checked="" type="checkbox"/>	<input checked="" type="checkbox"/>	<input checked="" type="checkbox"/>	<input checked="" type="checkbox"/>	<input checked="" type="checkbox"/>	<input checked="" type="checkbox"/>	<input checked="" type="checkbox"/>	<input checked="" type="checkbox"/>	<input checked="" type="checkbox"/>	<input checked="" type="checkbox"/>	<input checked="" type="checkbox"/>	<input checked="" type="checkbox"/>	<input checked="" type="checkbox"/>	<input checked="" type="checkbox"/>
1st Nine	2nd Nine																							
<input checked="" type="checkbox"/>	<input checked="" type="checkbox"/>																							
<input checked="" type="checkbox"/>	<input checked="" type="checkbox"/>																							
<input checked="" type="checkbox"/>	<input checked="" type="checkbox"/>																							
<input checked="" type="checkbox"/>	<input checked="" type="checkbox"/>																							
<input checked="" type="checkbox"/>	<input checked="" type="checkbox"/>																							
<input checked="" type="checkbox"/>	<input checked="" type="checkbox"/>																							
<input checked="" type="checkbox"/>	<input checked="" type="checkbox"/>																							
<input checked="" type="checkbox"/>	<input checked="" type="checkbox"/>																							
<input checked="" type="checkbox"/>	<input checked="" type="checkbox"/>																							
Approx. <u>3"</u>	<u>5</u>	Starts Too Soon <input type="checkbox"/>																						
<u>Circular Sway</u>	<u>Walked very slowly</u>	Stops Walking <input checked="" type="checkbox"/>																						
		Misses Heel-Toe <input checked="" type="checkbox"/>																						
		Steps Off Line <input checked="" type="checkbox"/>																						
		Raises Arms <input checked="" type="checkbox"/>																						
		Actual Steps Taken <u>9</u> <u>9</u>																						
Internal Clock: <u>50</u> Estimated At 30 Sec.	Describe Turn: <u>Lost balance staggered to the left.</u>	Cannot Do Test (Explain): <u>N/A</u>		Type of Footwear: <u>Loafers</u>																				
	Pupil Size	Room Light	Darkness	Direct																				
	Left Eye	<u>1.5</u>	<u>1.5</u>	<u>1.5</u>																				
	Right Eye	<u>1.5</u>	<u>1.5</u>	<u>1.5</u>																				
	Nasal Area	<u>clear</u>																						
	Oral Cavity	<u>clear</u>																						
Hippus: <input type="checkbox"/> Yes <input checked="" type="checkbox"/> No	Rebound Dilation: <input type="checkbox"/> Yes <input checked="" type="checkbox"/> No	Reaction To Light: <u>Little to none visible.</u>																						
		<u>4 puncture wounds with scabs</u> <u>Scar tissue</u>																						
Blood Pressure: <u>100, 60</u>	Temp: <u>97.0</u>	Attach Photos Of Fresh Puncture Marks																						
Muscle Tone: <input type="checkbox"/> Normal <input checked="" type="checkbox"/> Flaccid <input type="checkbox"/> Rigid	Comments: <u>Arms and neck very relaxed.</u>																							
What Medicine or Drug Have You Been Using? <u>None</u>	How Much? <u>"Refused to answer"</u>	Time of Use?	Where Were The Drugs Used? (Location)																					
Date/Time of Arrest: <u>11-1-2000 1600</u>	Time DRE Notified: <u>1605</u>	Eval Start Time: <u>1615</u>	Time Completed: <u>1710</u>																					
Member Signature (Include Rank): <u>Steve Toland</u>	ID No: <u>3529</u>	Reviewed By: <u>M. Pryor</u>																						
Opinion of Evaluator:	<input type="checkbox"/> Rule Out	<input type="checkbox"/> Alcohol	<input type="checkbox"/> Stimulant	<input type="checkbox"/> PCP																				
	<input type="checkbox"/> Medical	<input type="checkbox"/> Depressant	<input type="checkbox"/> Hallucinogen	<input type="checkbox"/> Narcotic Analgesic																				
				<input type="checkbox"/> Inhalant																				
				<input type="checkbox"/> Cannabis																				

DRUG INFLUENCE EVALUATION		Page 2 of 2
LOG NO.	DRE: Sgt. Steve Toland	ARRESTEE: D. Bursten
1. LOCATION 2. WITNESS 3. BREATH TEST 4. NOTIFICATION / INTERVIEW ARRESTING OFCR. 5. INITIAL OBSERVATIONS 6. MEDICAL PROBLEMS 7. PSYCHOPHYSICAL 8. CLINICAL INDICATORS 9. SIGNS OF INGESTION 10. SUSPECTS STATEMENTS 11. OPINION 12. TOXICOLOGY SAMPLE 13. MISC.		
1. LOCATION: Examination of D. Bursten was conducted at the Mesa PD holding facility		
2. WITNESS: Arresting Officer - Officer T. Bradley #4779 MPD		
3. BREATH TEST: Writer observed Officer Bradley administer a breath test to Bursten, the result was 0.00%.		
4. NOTIFICATION / INTERVIEW of ARRESTING OFFICER: Writer was contacted by radio and advised to return to the holding facility to conduct a DRE evaluation. Officer Bradley informed me that the subject had been involved in a car crash at the intersection of Dobson and Main St. Subject exhibited poor performance on the SFSTs, but there was no odor of an alcoholic beverage.		
5. INITIAL OBSERVATIONS: Writer observed subject sitting quietly in the DRE room. He was scratching his face and neck. His eyelids were droopy and his voice was raspy		
6. MEDICAL PROBLEMS: None noted or stated		
7. PSYCHOPHYSICAL TESTS: Romberg Balance: Subject swayed approximately 3" in a circular motion and estimated 50 seconds as 30 seconds. Walk and Turn: Subject stepped out of position during the instructions, stopped walking and used his arms for balance. One Leg Stand: Subject put his foot down swayed and used his arms for balance. Finger to Nose: Subject missed tip of his nose four times.		
8. CLINICAL INDICATORS: Subject's blood pressure, body temperature and one pulse were all below the normal range. The pupils were constricted and showed little or no visible reaction to light. Subjects eyelids were droopy		
9. SIGNS of INGESTION: Subject had three puncture wounds on the right forearm and four puncture wounds with scars on the left forearm		
10. STATEMENTS: Subject invoked his Miranda Rights.		
11. OPINION of EVALUATOR: In my opinion D. Bursten is under the influence of a Narcotic Analgesic and unable to operate a vehicle safely		
12. TOXICOLOGICAL SAMPLE: Subject agreed to provide a blood sample.		
13. MISCELLANEOUS:		

Drug Influence Evaluation

000583

Evaluators: TETZLAFF, G. #726		DRE No: XVII-3	Rolling Log No: 07-23-164			
Recorder/Witness: Parker, S.		Crash: <input type="checkbox"/> Fatal <input checked="" type="checkbox"/> None <input type="checkbox"/> Injury <input type="checkbox"/> Property				
Arrestee's Name (Last, First, MI): Sheehan, T.		DOB: 05-16-1966	Sex: M	Race: W	Arresting Officer (Name, ID No.): D. Kuznieski #5484	
Date Examined/Time/Location: Mar. 17, 1999 / 2200 / Parker Jail Div		Breath Results: <input type="checkbox"/> Refused <input checked="" type="checkbox"/> Instrument # 0.000 1234		Chemical Test: <input checked="" type="checkbox"/> Urine <input type="checkbox"/> Blood <input type="checkbox"/> Refused		
Miranda Warning Given: <input checked="" type="checkbox"/> Yes <input type="checkbox"/> No		What have you eaten today? When? I haven't eaten for 6 hrs.		Have you been drinking? I don't drink	How much? N/A	Time of last drink? N/A
Time now? about 8 PM	When did you last sleep? This morning	How long? 4 hrs	Are you sick or injured? <input type="checkbox"/> Yes <input checked="" type="checkbox"/> No		Are you diabetic or epileptic? <input type="checkbox"/> Yes <input checked="" type="checkbox"/> No	
Do you take insulin? <input type="checkbox"/> Yes <input checked="" type="checkbox"/> No I don't take anything		Do you have any physical defects? <input type="checkbox"/> Yes <input checked="" type="checkbox"/> No In the picture of health		Are you under the care of a doctor or dentist? <input type="checkbox"/> Yes <input checked="" type="checkbox"/> No		
Are you taking any medication or drugs? <input type="checkbox"/> Yes <input checked="" type="checkbox"/> No		Attitude: Sarcastic and sullen		Coordination: Poor Stumbling-Staggering		
Speech: Low mumbled Raspy		Breath: Normal		Face: Pale		
Corrective Lens: <input type="checkbox"/> None <input checked="" type="checkbox"/> Glasses <input type="checkbox"/> Contacts, if so <input type="checkbox"/> Hard <input type="checkbox"/> Soft Removed		Pupil Size: <input checked="" type="checkbox"/> Equal <input type="checkbox"/> Unequal (explain)		Able to follow stimulus: <input checked="" type="checkbox"/> Yes <input type="checkbox"/> No		Eyelids: <input type="checkbox"/> Normal <input checked="" type="checkbox"/> Very Droopy
Pulse & Time		HGN	Left Eye	Right Eye	Vertical Nystagmus? <input type="checkbox"/> Yes <input type="checkbox"/> No	One Leg Stand 
1. 60, 2210		Lack of Smooth Pursuit	Yes	Yes	Convergence	
2. 58, 2221		Max. Deviation	No	No	Right Eye 2	
3. 58, 2230		Angle of Onset	NONE	NONE	Left Eye 2	
Romberg Balance 		Walk and Turn Test 		Cannot Keep Balance <input checked="" type="checkbox"/> Starts Too Soon <input checked="" type="checkbox"/>		L <input checked="" type="checkbox"/> R <input checked="" type="checkbox"/> Sways While Balancing <input checked="" type="checkbox"/> Uses Arms to Balance <input checked="" type="checkbox"/> Hopping <input type="checkbox"/> Puts Foot Down <input checked="" type="checkbox"/>
		stopped counting out loud after 3rd stop.		Stops Walking <input type="checkbox"/> Misses Heel-Toe <input checked="" type="checkbox"/> Steps Off Line <input checked="" type="checkbox"/> Raises Arms <input checked="" type="checkbox"/> Actual Steps Taken: 1st Nine 9 , 2nd Nine 9		
Internal Clock: 55 Estimated At 30 Sec.		Describe Turn: As instructed but very slowly.		Cannot Do Test (Explain): N/A		Type of Footwear: Wingtips
		Pupil Size	Room Light	Darkness	Direct	Nasal Area: Clear
		Left Eye	1.5	2.0	1.5	Oral Cavity: Clear
		Right Eye	1.5	2.0	1.5	
		Hippus: <input type="checkbox"/> Yes <input checked="" type="checkbox"/> No	Rebound Dilation: <input type="checkbox"/> Yes <input checked="" type="checkbox"/> No	Reaction To Light: Little to none visible		
Blood Pressure: 110, 70 Temp: 97.9		Muscle Tone: <input type="checkbox"/> Normal <input checked="" type="checkbox"/> Flaccid <input type="checkbox"/> Rigid		Comments:		
at Medicine or Drug Have You Been Using? Nothing, do I look like I do dope?		How Much? "I didn't"		Time of Use? "Go have a heart attack"		
Where Were The Drugs Used? (Location)						
Date/Time of Arrest: Mar 17, 1999 2130		Time DRE Notified: 2140		Eval Start Time: 2200		Time Completed: 2300
Member Signature (Include Rank): S. Tetzlaff Sgt.		ID No.: 726		Reviewed By: T. Henderson		
Opinion of Evaluator: <input type="checkbox"/> Rule Out <input type="checkbox"/> Medical		<input checked="" type="checkbox"/> Alcohol <input type="checkbox"/> Depressant		<input type="checkbox"/> Stimulant <input type="checkbox"/> Hallucinogen		<input type="checkbox"/> PCP <input checked="" type="checkbox"/> Narcotic Analgesic <input type="checkbox"/> Inhalant <input type="checkbox"/> Cannabis

Attach Photos Of Fresh Puncture Marks

DRUG INFLUENCE EVALUATION

Page 2 of 2

LOG NO.	DRE: Sgt. Gary Tetzlaff	ARRESTEE: Thomas Sheehan
1. LOCATION 2. WITNESS 3. BREATH TEST 4. NOTIFICATION / INTERVIEW ARRESTING OFCR. 5. INITIAL OBSERVATIONS 6. MEDICAL PROBLEMS 7. PSYCHOPHYSICAL 8. CLINICAL INDICATORS 9. SIGNS OF INGESTION 10. SUSPECTS STATEMENTS 11. OPINION 12. TOXICOLOGY SAMPLE 13. MISC.		
1. LOCATION: Examination of Roger J. Kurrus, took place in the DRE room, Jail Division, Parker Center		
2. WITNESS: Arresting Officer - Officer D. Kvzneski		
3. BREATH TEST: Writer observed Off. Kvzneski administer breath test to Sheehan, the result was 0.00%.		
4. NOTIFICATION / INTERVIEW of ARRESTING OFFICER: At 2140 writer was contacted by Off. Kvzneski who requested a DRE evaluation. Sgt. Page informed me that he had observed subject driving westbound at 15 mph on Longlook Lane and the then failed to obey the stop sign at the intersection with Thunderhill Rd. Subject reacted slowly and stopped in the traffic lane approximately 800' past the point where the emergency lights had been activated. Subject appeared to be asleep and had his eyes closed and his chin on his chest.		
5. INITIAL OBSERVATIONS: Writer observed subject at 2200 hrs. He was wearing a three piece business suit with no neck tie. Subject walked slowly, staggered and stumbled. He swayed constantly while standing still, and his head nodded forward repeatedly. Subject spoke slowly in a low raspy voice.		
6. MEDICAL PROBLEMS: None noted or stated.		
7. PSYCHOPHYSICAL TESTS: Romberg Balance: Subject swayed approximately 2" front to back and estimated 55 seconds as 30 seconds. Walk and Turn: Subject lost his balance during the instructions stepped off the line, missed heel to toe, and used his arms for balance. One Leg Stand: Subject swayed, raised his arms, and put his foot down. Finger to Nose: Subject missed tip of his nose on each attempt and used the wrong hand on the 3rd trial.		
8. CLINICAL INDICATORS: Subject's pupils were constricted, systolic blood pressure was below the normal range. His pulse was below the normal range on two (2) occasions. His eyelids were droopy.		
9. SIGNS of INGESTION: Subject's left arm had three (3) recent puncture wounds and a one inch "track mark" scar.		
10. STATEMENTS: Subject stated that he did not used any drugs. Stated "Do I look like I do dope?" When asked about the recent puncture wounds, subject said "Go have a heart attack."		
11. OPINION of EVALUATOR: In my opinion Thomas Sheehan is under the influence of a Narcotic Analgesic, and unable to operate a vehicle safely.		
12. TOXICOLOGICAL SAMPLE: Subject agreed to provide both a urine sample and a blood sample.		
13. MISCELLANEOUS: It appears that the subject is right handed.		

Two Hours and Thirty Minutes

MID-COURSE REVIEW

MID-COURSE REVIEW

This is an after-normal-class-hours session that students are free to attend or not, but are encouraged to attend. Its principal purpose is to help solidify the knowledge and skills they have begun to acquire, from the PRE-School and from the first four days of this school.

This session must be conducted in a highly interactive fashion. Don't simply present information or conduct demonstrations. Make the students do it. Ask questions, and call upon students to conduct the demonstrations that are required. Try to involve everybody, and convey your gratitude for the fact that they have attended the session.

Content SegmentsLearning Activities


- | | |
|---|--------------------------------|
| A. Drugs, Drug Categories and the Drug Influence Evaluation | o Instructor/Student Dialogues |
| B. Eyes and Vital Signs | o Student-Led Demonstrations |
| C. Physiology | |
| D. Questions and Answers | |

Aides	Lesson Plan	Instructor Notes
	c. Secobarbital	CNS Depressant
	d. Dilaudid	Narcotic Analgesic
	e. Alprazolam	CNS Depressant
	f. Phenyl Cyclohexyl Peperidine	Phencyclidine
	g. "Ecstasy"	Hallucinogen
	h. ETOH	CNS Depressant
	i. Numorphan	Narcotic Analgesic
	j. Psilocybin	Hallucinogen
	4. List the twelve components of the Drug Influence Evaluation in the proper sequence.	Breath Alcohol test; Interview of Arresting Officer; Preliminary Examination; Eye Examinations; Divided Attention Tests; Vital Signs Examinations; Darkroom Examinations; Check for Muscle Tone; Injection Sites Inspection; Statements of Suspect; Evaluator's Opinion; Toxicological Examination.
	a. Demonstrate the Preliminary Examination.	Allow student-demonstrations to refer to the standard Drug Influence Evaluation Form.
	b. Demonstrate the Eye Examinations.	Be sure to provide appropriate positive feedback and constructive criticism of the demonstrators' performances.
	c. Demonstrate the Administration of the Divided Attention Tests.	
	d. Demonstrate the Vital Signs Examinations.	

Aides

Lesson Plan

Instructor Notes



MCR-3
(Name the...)

e. Demonstrate the Darkroom Examinations.

f. Demonstrate the Check for Muscle Tone and the inspection for Injection Sites.

5. Identify the category for each of the listed drugs.

a. Demerol

Narcotic Analgesic

b. Cylert

CNS Stimulant

c. Chlordiazepoxide

CNS Depressant

d. Ketamine

Phencyclidine

e. Percodan

Narcotic Analgesic

f. Ritalin

CNS Stimulant

g. Isopropanol

CNS Depressant

h. Bufotenine

Hallucinogen

i. Thebaine

Narcotic Analgesic


j. Methaqualone

CNS Depressant

B. Eyes and Vital Signs



50 Minutes



MCR-4 (Eyes
and Vital...)

1. Name the three clues of Horizontal Gaze Nystagmus.

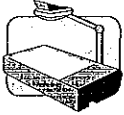
Lack of smooth pursuit; distinct nystagmus at maximum deviation; angle of onset.

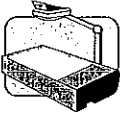
Aides	Lesson Plan	Instructor Notes
	<ul style="list-style-type: none"> a. Demonstrate the check for "Lack of smooth pursuit". b. Demonstrate the check for "Distinct nystagmus at maximum deviation". c. Demonstrate the check for "Angle of Onset". 	<p>Ask the student-demonstrator: How long should the eye be held at maximum deviation? (About four seconds)</p> <p>Ask the student-demonstrator: What is the formula that expresses the approximate relationships between BAC and Angle of Onset? (BAC = 50 - Angle)</p>
	<p>2. Name the categories of drugs that will cause Horizontal Gaze Nystagmus.</p> <ul style="list-style-type: none"> a. Name the categories that will cause Vertical Gaze Nystagmus. b. Demonstrate the check for Vertical Gaze Nystagmus. 	<p>CNS Depressants, Phencyclidine, Inhalants.</p> <p>Same as above.</p> <p>Ask the student-demonstrator: How long should the eye be held at maximum elevation? (About four seconds)</p>
	<p>3. Name the test that is always administered immediately after Vertical Gaze Nystagmus.</p> <ul style="list-style-type: none"> a. Demonstrate the test for Lack of Convergence. b. Name the categories of drugs that usually will cause Lack of Convergence. 	<p>Lack of Convergence.</p> <p>CNS Depressants; Phencyclidine; Inhalants; Cannabis.</p>
	<p>4. Name the lighting conditions under which we make estimations of pupil size.</p> <ul style="list-style-type: none"> a. Demonstrate the room light pupil size estimation procedure. 	<p>Room light; near-total darkness; direct light.</p>

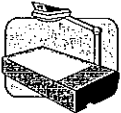
Aides






Lesson Plan


Instructor Notes

 <p>MCR-5 (What do these...)</p>	<p>b. Demonstrate the near-total darkness procedure.</p> <p>c. Demonstrate the direct light procedure.</p> <p>d. Name the other things a DRE looks for while shining the light directly into the suspect's eye.</p> <p>e. How quickly must the pupil start to constrict if it is considered to exhibit normal reaction to light?</p> <p>f. Define Hippus.</p> <p>g. Define Rebound Dilation.</p> <p>5. State the normal range of pupil size.</p> <p>a. Define each of the listed terms.</p>	<p>Ask the student-demonstrator: How large should the circle of light appear on the suspect's face for the direct-light check? (Approximately the same as the eye socket)</p> <p>Ask the student-demonstrator: How long should the light be shined directly into the suspect's eye? (Fifteen seconds)</p> <p>Pupil reaction to light; hippus; rebound dilation.</p> <p>Within one second.</p> <p>A rhythmic pulsating of the pupils of the eyes, as they dilate and constrict within fixed limits.</p> <p>Rebound dilation is a period of constriction followed by dilation with a change equal to or greater than 2 mm.</p> <p>3.0 mm to 6.5 mm (in diameter).</p>
--	--	---

Aides	Lesson Plan	Instructor Notes
 <p>MCR-6 (More drugs...)</p>	<ul style="list-style-type: none"> o Miosis o Mydriasis o Ptosis <p>b. What kinds of drugs will cause dilation of the pupils?</p> <p>c. What kinds of drugs will cause constriction?</p>	<p>Abnormally constricted pupils</p> <p>Abnormally dilated pupils</p> <p>Droopy eyelids</p> <p>CNS Stimulants; Hallucinogens; Cannabis (although sometimes only slight dilation, if any).</p> <p>Narcotic Analgesics.</p>
	<p>6. Identify the category for each of the listed drugs.</p> <ul style="list-style-type: none"> a. Fentanyl b. Halcion c. Librium d. Peyote e. Darvon f. Preludin g. Diazepam h. Biphedamine i. Hycodan j. Percobarb 	<p>Narcotic Analgesic</p> <p>CNS Depressant</p> <p>CNS Depressant</p> <p>Hallucinogen</p> <p>Narcotic Analgesic</p> <p>CNS Stimulant</p> <p>CNS Depressant</p> <p>CNS Stimulant</p> <p>Narcotic Analgesic</p>
	<p>7. Define "Pulse".</p>	<p><u>Combination</u> of CNS Depressant and Narcotic Analgesic</p> <p>The expansion and relaxation of an artery, generated by the pumping action of the heart.</p> <p>(Also acceptable: The expansion and relaxation of an artery, caused by the surging flow of blood.)</p>

Aides	Lesson Plan	Instructor Notes
 <p>MCR-7A&B (Where are...)</p>	<ul style="list-style-type: none"> a. Define "Pulse Rate". b. Define "Artery". c. Define "Vein". d. Identify the location of each listed pulse point. <ul style="list-style-type: none"> o Radial o Brachial o Carotid e. Demonstrate a pulse measurement, using the left Radial pulse point. f. State the normal range of adult human pulse rate. g. Name the drug categories that usually cause elevated pulse rate. h. Name the drug categories that usually cause lowered pulse rate. <p>8. Define "Blood Pressure".</p> <ul style="list-style-type: none"> a. How often does a person's blood pressure change? b. When does the blood pressure reach its highest value? 	<p>The number of pulsations in an artery per minute.</p> <p>A strong, elastic blood vessel that carries blood from the heart to the body tissues.</p> <p>A blood vessel that carries blood back to the heart from the body tissues.</p> <p>In the wrist, at the base of the thumb.</p> <p>In the crook of the arm.</p> <p>In the neck, on either side of the Adam's Apple</p> <p>60 to 90 beats per minute.</p> <p>CNS Stimulants; Hallucinogens; Phencyclidine; Inhalants; Cannabis.</p> <p>CNS Depressants; Narcotic Analgesics.</p> <p>The force exerted by blood on the walls of the arteries.</p> <p>It is always changing, from instant to instant.</p> <p>When the heart is fully contracted, and blood is sent rushing into the arteries.</p>

Aides	Lesson Plan	Instructor Notes
	c. When does the blood pressure reach its lowest value?	When the heart is fully expanded, just before it starts to contract for the next "pumping" action.
	d. Name the two medical instruments that are used to measure blood pressure.	Select a student to come to the chalkboard or flipchart and print "SPHYGMOMANOMETER" and "STETHOSCOPE".
	e. Name the sounds that we hear through the stethoscope when we make a blood pressure measurement.	Select a student to come to the chalkboard or flipchart and print "KOROTKOFF SOUNDS".
	f. What does this "Hg" mean?	Instructor: Print "Hg" on the chalkboard or flipchart. Chemical symbol for the element Mercury ; abbreviation for the Latin word <u>Hydrargyrum</u> , meaning "Mercury".
	g. In what units is blood pressure measured?	Millimeters of Mercury. Instructor: Print "mm" on the chalkboard or flipchart, right in front of the "Hg".
	h. Suppose that, at some particular instant, a person has a blood pressure of 120 mmHg. What does that "120 mmHg" mean?	It means the pressure would be strong enough to push a column of liquid Mercury up a glass tube to a height of 120 millimeters. INSTRUCTOR, IF ONE IS AVAILABLE, DISPLAY A SPHYGMOMANOMETER THAT HAS A LIQUID MERCURY PRESSURE GAUGE.

Aides	Lesson Plan	Instructor Notes
 <p data-bbox="181 774 342 873">MCR-8 (Some technical...)</p>	<ul style="list-style-type: none"> <li data-bbox="505 310 948 411">i. Name the types of drugs that usually cause a lowered blood pressure. <li data-bbox="505 491 948 558">j. Name the types of drugs that elevate blood pressure. <li data-bbox="505 701 948 768">k. State the meaning of each of the listed terms. <ul style="list-style-type: none"> <li data-bbox="558 810 716 840">o Systolic <li data-bbox="558 915 732 945">o Diastolic <li data-bbox="558 1020 776 1050">o Bradycardia <li data-bbox="558 1167 776 1197">o Tachycardia <li data-bbox="558 1314 792 1344">o Hypertension <li data-bbox="558 1419 776 1449">o Hypotension <li data-bbox="505 1482 948 1549">l. State the normal range of systolic blood pressure. <li data-bbox="505 1587 948 1654">m. State the normal range of diastolic blood pressure. <li data-bbox="505 1692 948 1797">n. Demonstrate the measurement of blood pressure. 	<p data-bbox="992 310 1425 449">CNS Depressants; Narcotic Analgesics; and, the Anesthetic Gases sub-category of Inhalants.</p> <p data-bbox="992 491 1425 659">CNS Stimulants; Hallucinogens; Phencyclidine; Cannabis; and the other two sub-categories (Volatile Solvents and Aerosols) of Inhalants.</p> <p data-bbox="992 810 1425 877">The highest value of blood pressure.</p> <p data-bbox="992 915 1425 982">The lowest value of blood pressure.</p> <p data-bbox="992 1020 1425 1121">Abnormally slow heart rate; pulse rate below the normal range.</p> <p data-bbox="992 1167 1425 1268">Abnormally rapid heart rate; pulse rate above the normal range.</p> <p data-bbox="992 1314 1425 1381">Abnormally high blood pressure.</p> <p data-bbox="992 1419 1425 1444">Abnormally low blood pressure.</p> <p data-bbox="992 1482 1425 1507">120 to 140 mmHg.</p> <p data-bbox="992 1587 1425 1612">70 to 90 mmHg.</p> <p data-bbox="992 1692 1425 1835">Tell the student-demonstrator to explain out loud everything he or she does to take blood pressure measurement.</p>

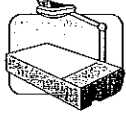
Aides

Lesson Plan

Instructor Notes

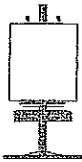


20 Minutes



MCR-9

(Physiology...)



C. Physiology

1. Define "Physiology".

2. What is the expression we use to remember the names of the ten major body systems?
 - a. What is **M** for?
 - b. What is **U** for?
 - c. What is the first **R** for?
 - d. What is **D** for?
 - e. What is **E** for?
 - f. What is the second **R** for?
 - g. What is **S** for?
 - h. What is **I** for?
 - i. What is **N** for?
 - j. What is **C** for?

3. State the word that means "dynamic balance involving levels of salts, water, sugars and other materials in the body's fluids".

The study of the functions of living organisms and their part.

Select a student to come to the chalkboard or flipchart, and print "MURDERS INC" vertically.

Muscular (Have a student print out each name).

Urinary

Respiratory (or, Reproductive)

Digestive

Endocrine

Reproductive (or, Respiratory)

Skeletal

Integumentary

Nervous

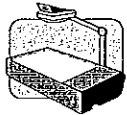
Circulatory

Homeostasis.

Aides

Lesson Plan

Instructor Notes



MCR-10
Classification
of nerves)

4. Which artery carries blood from the heart to the lungs?
 - a. What is unique about the Pulmonary artery, compared to all other arteries?
 - b. What are the Pulmonary veins?
 - c. What is unique about the Pulmonary veins?

5. Name the various types of nerves.
 - a. Sensory Nerves, carry messages to the brain.
 - b. Motor Nerves, carry messages from the brain.
 - c. Voluntary Nerves are motor nerves that carry messages to the muscles that we consciously control.
 - d. Autonomic Nerves are motor nerves that carry messages to the muscles and organs we do not consciously control.

Pulmonary.

(1) it is the only artery that takes blood from the right side of the heart;

(2) it is the only artery that carries **deoxygenated** blood (i.e., blood that is depleted of oxygen).

The veins that carry blood back to the heart from the lungs.

(1) they are the only veins that bring blood to the left side of the heart; (2) they are the only veins that carry **oxygenated** blood.

Ask students to "fill in" the missing names. Use an acetate overlay on Visual MCR-10 to "write in" the students' responses.

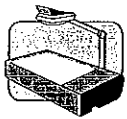
Also known as Afferent Nerves.

Also known as Efferent Nerves.

Aides


Lesson Plan

Instructor Notes





MCR-11
(Some more technical...)

<p>e. Sympathetic Nerves are autonomic nerves that carry messages commanding the body to react to fear, stress, excitement, etc.</p>	<p>Clarification: Sympathetic nerves carry the brain's "fire alarms" and "wake up calls".</p>
<p>f. Parasympathetic Nerves are autonomic nerves that carry messages to produce relaxed and tranquil activities.</p>	<p>Clarification: Parasympathetic nerves carry the brain's "all clear" and "at ease" messages.</p>
<p>6. Define each of the listed terms.</p>	
<p>a. Neuron</p>	<p>A nerve cell; the basic "building block" of a nerve.</p>
<p>b. Synapse</p>	<p>The gap or space between two nerve cells.</p>
<p>c. Neurotransmitter</p>	<p>A chemical that flows across the synapse, to carry a message from one neuron to the next.</p>
<p>d. Axon</p>	<p>The end of a neuron that sends out the neurotransmitter.</p>
<p>e. Dendrite</p>	<p>The end of a neuron that receives the neurotransmitter.</p>
<p>D. Questions and Answers</p>	<p>Segment D: As long as necessary</p> <p>Solicit and answer students' questions about anything covered thus far in their training.</p>



Mid-Course Review

Review of Drugs,
Drug Categories, and the
Drug Influence Evaluation

MCR-1

What Kinds of Drugs are These?

- Xanax
- Desoxyn
- Secobarbital
- Dilaudid
- Alprazolam
- Phenyl Cyclohexyl Piperidine
- "Ecstasy"
- ETOH
- Numorphan
- Psilocybin

Drug Evaluation & Classification Training

MCR-2


Name the Categories:

- Demerol
- Cylert
- Chlordiazepoxide
- Ketamine
- Percodan
- Ritalin
- Isopropanol
- Bufotenine
- Thebaine
- Methaqualone

Drug Evaluation & Classification Training

MCR-3

Eyes and Vital Signs Review



Drug Evaluation & Classification Training

MCR-4

What Do These Words Mean?

- Miosis
- Mydriasis
- Ptosis

Drug Evaluation & Classification Training

MCR-5

More Drugs to Categorize

- Fentanyl
- Halcion
- Librium
- Peyote
- Darvon
- Preludin
- Diazepam
- Biphentamine
- Hycodan
- Percobarb

Drug Evaluation & Classification Training

MCR-6


Where Are These Pulse Points Located?

- Radial
- Brachial
- Carotid


Drug Evaluation & Classification Training MCR-7A

Pulse Point Location Answers


- Radial



- Brachial



- Carotid




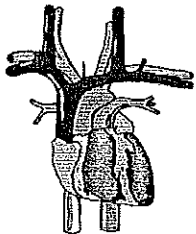
Drug Evaluation & Classification Training MCR-7B

Some Technical Terms to Define

- Systolic
- Diastolic
- Bradycardia
- Tachycardia
- Hypertension
- Hypotension

Drug Evaluation & Classification Training MCR-8

Physiology Review

Drug Evaluation & Classification Training MCR-9

Classification of Nerves

```

    graph TD
      A[All Nerves] --> B[Sensory  
(AKA "Afferent" Nerves)]
      A --> C[Motor Nerves  
(AKA "Efferent" Nerves)]
      C --> D[Autonomic  
(not conscious control)]
      C --> E[Voluntary  
(conscious control)]
      D --> F[Sympathetic  
fear, stress, etc.]
      D --> G[Parasympathetic  
relaxation, tranquility, etc.]
    
```

Drug Evaluation & Classification Training MCR-10

Some More Technical Terms to Define

- Neuron
- Synapse
- Neurotransmitter
- Axon
- Dendrite

Drug Evaluation & Classification Training MCR-11

Forty-Five Minutes

SESSION XVIII

PRACTICE: TEST INTERPRETATION

SESSION XVIII PRACTICE: TEST INTERPRETATION




Upon successfully completing this session, the participants will be able to:

- o Analyze the results of a complete DRE examination and identify the category or categories of drugs affecting the individual examined.
- o Articulate the bases for the drug category identification.

Content Segments

Learning Activities

- | | | | |
|----|-------------------------------|---|-------------------------------|
| A. | Interpretation Demonstrations | o | Instructor Led Demonstrations |
| B. | Interpretation Practice | o | Small Group Practice |
| | | o | Participant Led Presentations |

Aides	Lesson Plan	Instructor Notes
  <p data-bbox="181 604 341 672">XVIII-O (Objectives)</p>  <p data-bbox="181 781 347 810">20 Minutes</p>	<p data-bbox="415 319 695 382">PRACTICE: TEST INTERPRETATION</p> <p data-bbox="415 709 932 739">A. Interpretation Demonstrations.</p> <p data-bbox="454 852 873 882">1. Case #1 "Subject Martinez"</p> <p data-bbox="506 995 912 1024">a. Preliminary Examination.</p> <p data-bbox="506 1419 815 1449">b. Eye Examinations.</p> <p data-bbox="506 1738 854 1768">c. Psychophysical Tests.</p>	<p data-bbox="987 319 1354 382">Total Lesson Time: Approximately 45 Minutes</p> <p data-bbox="987 424 1341 487">Point out the "Test Interpretation" wallchart.</p> <p data-bbox="987 529 1377 634">Briefly review the objective content and activities of this session.</p> <p data-bbox="987 852 1416 949">Direct students to turn to the "Subject Martinez" exemplar in Section XVIII of their manual.</p> <p data-bbox="987 991 1377 1096">Review the results of the Preliminary Examination of Subject Martinez.</p> <p data-bbox="987 1138 1416 1381"><u>Ask</u> students: "What category or categories of drugs would produce preliminary examination results consistent with this exemplar?" <u>Probe</u> to draw out the basis for students' responses.</p> <p data-bbox="987 1419 1383 1516">Review the results of the eye examination of Subject Martinez.</p> <p data-bbox="987 1558 1406 1696"><u>Ask</u> students to discuss the category or categories of drugs that would cause these eye examination results.</p> <p data-bbox="987 1738 1416 1835">Review the results of the psychophysical tests of Subject Martinez.</p>

Aides	Lesson Plan	Instructor Notes
	d. Vital Signs Examinations.	Ask students to discuss the category or categories of drugs that would produce these psychophysical tests results. Review the results of the Vital Signs Examinations of Subject Martinez.
	e. Dark Room Examinations.	Ask students to discuss the category or categories of drugs that would cause these results. Review the results of the Dark Room Examinations of Subject Martinez.
	f. Other evidence.	Ask students to discuss the category or categories of drugs that would produce these results. Review the results of the examinations for injection sites and muscle rigidity, and of the final interview of Subject Martinez.
	g. Opinions of Evaluator.	Ask students to comment on the category or categories of drugs that would be consistent with all of the evidence on this exemplar. <u>Point out</u> that the evidence indicates that Subject Martinez is under the influence of PCP.
	2. Case #2: "Subject Groves".	Solicit students' questions concerning this demonstration. Direct students to review the "Subject Groves" exemplar.

Aides	Lesson Plan	Instructor Notes
	<p>a. Preliminary Examination.</p> <p>b. Eye Examinations.</p> <p>c. Psychophysical Tests.</p> <p>d. Vital Signs Examinations</p> <p>e. Dark Room Examinations.</p>	<p>Review the results of the Preliminary Examination of Subject Groves.</p> <p><u>Ask</u> students: "What category or categories of drugs would produce preliminary examination results consistent with this exemplar?" Probe to draw out the basis for students' response.</p> <p>Review the results of the eye examinations of Subject Groves.</p> <p><u>Ask</u> students to discuss the category or categories of drugs that would cause these eye examination results.</p> <p>Review the results of the psychophysical tests of Subject Groves.</p> <p>Ask students to discuss the category or categories of drugs that would produce these psychophysical test results.</p> <p>Review the results of the Vital Signs Examinations of Subject Groves.</p> <p>Ask students to discuss the category or categories of drugs that would produce these results.</p> <p>Review the results of the Dark Room Examinations of Subject Groves.</p>


Aides	Lesson Plan	Instructor Notes
	<p>a. Review and discussion of exemplars by teams.</p> <p>b. Feedback of results.</p> <ul style="list-style-type: none"> o Subject Martinez o Subject Groves o Subject Hatos o Subject Schaffer o Subject Johnson o Subject Sholly <p>2. Session Wrap up.</p>	<p>Allow teams approximately 15 minutes to review the three exemplars and reach their conclusions.</p> <p>Poll the teams to determine their conclusions concerning the category or categories of drugs present in each subject.</p> <p>Offer appropriate comments concerning the teams' performance.</p> <p>Solicit students' comments and questions concerning this practice session.</p>

DRUG CATEGORIES FOR INTERPRETATION PRACTICE

<u>SUBJECT</u>	<u>CATEGORY(IES)</u>
Martinez	PCP
Groves	Narcotic Analgesic
Hatos	CNS Stimulant <u>and</u> ETOH
Schaffer	PCP <u>and</u> CNS Depressant
Johnson	PCP <u>and</u> Narcotic Analgesic
Sholly	Medical rule out

Session XVIII

Practice: Test Interpretation



Practice: Test Interpretation

Upon successfully completing this session, the participants will be able to:

- Analyze the results of a complete Drug Evaluation and Classification examination and identify the category or categories of drugs affecting the individual examined
- Articulate the bases for the drug category identification

Drug Evaluation & Classification Training

XVIII-0



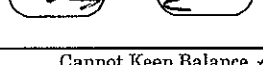
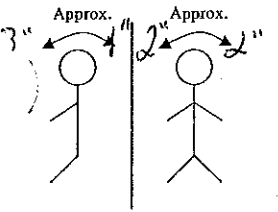
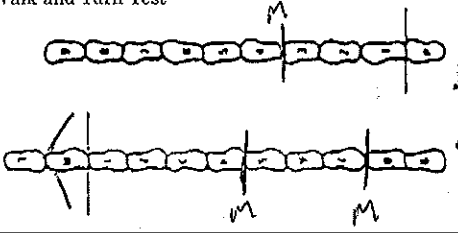
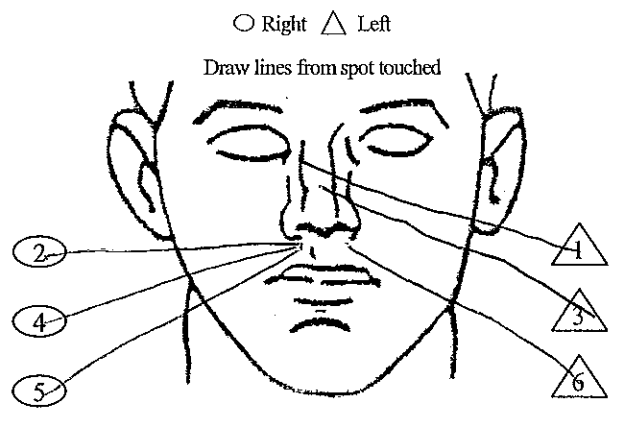
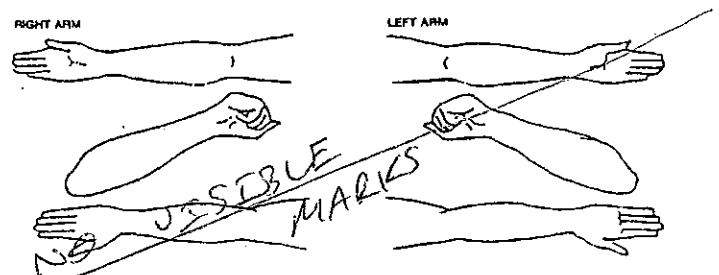


Drug Influence Evaluation

Evaluators ⁰⁰⁰⁶¹⁰ <i>Warner, Wayne</i>		DRE No <i>0112</i>	Rolling Log No. <i>00-11-314</i>		
Recorder/Witness <i>S. Richardson</i>		Crash: <input type="checkbox"/> Fatal <input checked="" type="checkbox"/> None <input type="checkbox"/> Injury <input type="checkbox"/> Property			
Suspect's Name (Last, First, MI) <i>Martinez, J. M.</i>		DOB <i>5/20/1950</i>	Sex <i>M</i>	Race <i>W</i>	Arresting Officer (Name, ID No.) <i>Chuck Crum #4110</i>
Date Examined/Time/Location <i>2/22/2000 2330 Central Intake/SP</i>		Breath Results: <i>0.03</i> Refused Instrument # <i>1234</i>		Chemical Test <input checked="" type="checkbox"/> Urine <input type="checkbox"/> Blood <input type="checkbox"/> Refused	
Miranda Warning Given: <input checked="" type="checkbox"/> Yes <input type="checkbox"/> No By: <i>Wayne Warner</i>		What have you eaten today? When? <i>Nothing N/A</i>		Have you been drinking? How much? Time of last drink? <i>Nothing N/A N/A</i>	
Time now? <i>No Answer</i> When did you last sleep? How long? <i>No Answer</i>		Are you sick or injured? <input type="checkbox"/> Yes <input type="checkbox"/> No <i>It's late</i>		Are you diabetic or epileptic? <input type="checkbox"/> Yes <input type="checkbox"/> No <i>Not sick</i>	
Do you take insulin? <input type="checkbox"/> Yes <input type="checkbox"/> No <i>Not sick</i>		Do you have any physical defects? <input type="checkbox"/> Yes <input type="checkbox"/> No <i>Not Sick</i>		Are you under the care of a doctor or dentist? <input type="checkbox"/> Yes <input type="checkbox"/> No <i>No Answer</i>	
Are you taking any medication or drugs? <input type="checkbox"/> Yes <input type="checkbox"/> No <i>Not Sick</i>		Attitude <i>Non Responsive - Passive</i>		Coordination <i>Not Steady Staggering</i>	
Speech <i>slow/slurred</i>		Breath <i>Chemical odor</i>		Face <i>Blank stare</i>	
Corrective Lens: <input checked="" type="checkbox"/> None <input type="checkbox"/> Glasses <input type="checkbox"/> Contacts, if so <input type="checkbox"/> Hard <input type="checkbox"/> Soft		Pupil Size: <input checked="" type="checkbox"/> Equal <input type="checkbox"/> Unequal (explain)		Able to follow stimulus: <input checked="" type="checkbox"/> Yes <input type="checkbox"/> No	
Eyes: <input type="checkbox"/> Reddened Conjunctiva <input type="checkbox"/> Normal <input checked="" type="checkbox"/> Bloodshot <input type="checkbox"/> Watery		Blindness: <input checked="" type="checkbox"/> None <input type="checkbox"/> L Eye <input type="checkbox"/> R Eye		Tracking: <input checked="" type="checkbox"/> Equal <input type="checkbox"/> Unequal	
Pulse & Time 1. <i>104, 2340</i> 2. <i>108, 2356</i> 3. <i>104, 0010</i>		HGN Lack of Smooth Pursuit <i>Yes Yes</i> Max. Deviation <i>Yes Yes</i> Angle of Onset <i>30° 30°</i>		Vertical Nystagmus? <input checked="" type="checkbox"/> Yes <input type="checkbox"/> No Convergence Right Eye <i>(diagram)</i> Left Eye <i>(diagram)</i>	
Romberg Balance Approx. <i>0" 3"</i>		Walk and Turn Test "moonwalking" <i>Legs & arms rigid.</i>		One Leg Stand <i>(diagram)</i> <i>Nearly Fell</i> <i>Test stopped</i>	
Internal Clock <i>30</i> Estimated At 30 Sec.		Describe Turn <i>Turned backward, stopped for 10 sec. after turn.</i>		Cannot Keep Balance <input checked="" type="checkbox"/> Starts Too Soon <input type="checkbox"/> Stops Walking <input checked="" type="checkbox"/> Misses Heel-Toe <input type="checkbox"/> Steps Off Line <input type="checkbox"/> Raises Arms <input checked="" type="checkbox"/> <input checked="" type="checkbox"/> Actual Steps Taken <input checked="" type="checkbox"/> <input checked="" type="checkbox"/>	
Type of Footwear <i>Loafers</i>		Pupil Size		Room Light	
		Darkness		Direct	
		Left Eye		4.5	
		Right Eye		4.0	
Nasal Area <i>clear</i>		Hippus <input type="checkbox"/> Yes <input checked="" type="checkbox"/> No		Rebound Dilation <input type="checkbox"/> Yes <input checked="" type="checkbox"/> No	
Oral Cavity <i>clear</i>		Reaction To Light <i>Normal</i>			
Blood Pressure <i>140, 90</i> Temp <i>99.4</i>					
Muscle Tone: <input type="checkbox"/> Normal <input type="checkbox"/> Flaccid <input checked="" type="checkbox"/> Rigid Comments: <i>Arms and legs.</i>		Attach Photos Of Fresh Puncture Marks			
t Medicine or Drug Have You Been Using? How Much? <i>No Answer</i>		Time of Use? <i>No Answer</i>		Where Were The Drugs Used? (Location) <i>No Answer</i>	
Date/Time of Arrest <i>2/22/2000 2300</i>		Time DRE Notified <i>2300</i>		Eval Start Time <i>2330</i>	
Member Signature (Include Rank) <i>W. Warner</i>		ID No. <i>2379</i>		Time Completed <i>0015 2/23</i>	
Reviewed By: <i>Dan Webb</i>		Opinion of Evaluator: <input type="checkbox"/> Rule Out <input type="checkbox"/> Alcohol <input type="checkbox"/> Stimulant <input checked="" type="checkbox"/> PCP <input type="checkbox"/> Inhalant <input type="checkbox"/> Medical <input type="checkbox"/> Depressant <input type="checkbox"/> Hallucinogen <input type="checkbox"/> Narcotic Analgesic <input type="checkbox"/> Cannabis			



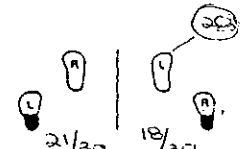
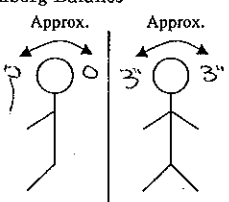
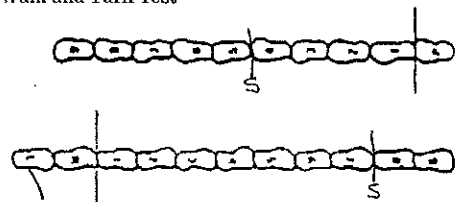
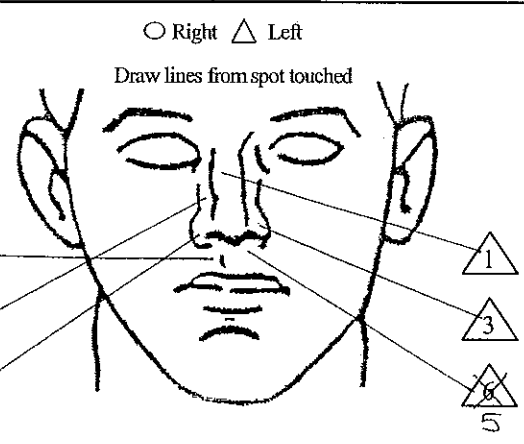
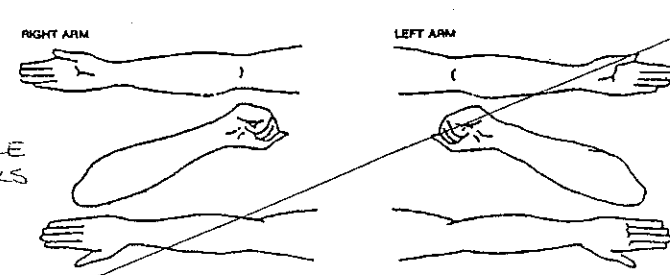
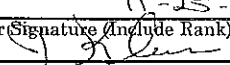
DRUG INFLUENCE EVALUATION		Page 2 of 2
LOG NO.	DRE: Trooper Wayne Warner	ARRESTEE: J.M. Martinez
1. LOCATION 2. WITNESS 3. BREATH TEST 4. NOTIFICATION / INTERVIEW ARRESTING OFCR. 5. INITIAL OBSERVATIONS 6. MEDICAL PROBLEMS 7. PSYCHOPHYSICAL 8. CLINICAL INDICATORS 9. SIGNS OF INGESTION 10. SUSPECTS STATEMENTS 11. OPINION 12. TOXICOLOGY SAMPLE 13. MISC.		
1. LOCATION: Examination of J.M. Martinez took place in the DRE room, SP Albany, Troop T.		
2. WITNESS: S. Richardson (NHTSA) and Chuck Crum (IACP)		
3. BREATH TEST: Writer administered breath test to Martinez, the result was 0.00%.		
4. NOTIFICATION / INTERVIEW of ARRESTING OFFICER: Writer was the arresting officer.		
5. INITIAL OBSERVATIONS: Writer observed subject seated in the drivers position of a blue, 1996 Oldsmobile, NY registration "277 BRX". Vehicle was stationary in the Northbound lane of Hannover Ave., at the intersection with Huguenot St. The traffic light was green and the other vehicles had to pull out and around subject's vehicle.		
6. MEDICAL PROBLEMS: None noted or stated		
7. PSYCHOPHYSICAL TESTS: Romberg Balance: Subject swayed approximately 3" side to side. Walk and Turn: Subject lost his balance during the instructions, stopped walking, turned backwards. He paused for approximately ten (10) seconds after turning and exhibited muscle rigidity in his arms and legs throughout the test. One Leg Stand: Subject raised his arms, put his foot down, staggered and nearly fell at this point the test was stopped. Finger to Nose: Subject missed tip of his nose four times.		
8. CLINICAL INDICATORS: Subject had HGN, Vertical Nystagmus and Lack of Convergence. His pulse was above the normal.		
9. SIGNS of INGESTION: Subject's breath had a strong chemical odor.		
10. STATEMENTS: Subject was very passive throughout the evaluation and was very slow at responding to questions. He repeatedly answered "not sick" to questions concerning the use of medication. He also failed to respond to a couple of the questions		
11. OPINION of EVALUATOR: In my opinion J.M. Martinez is under the influence of and unable to operate a vehicle safely.		
12. TOXICOLOGICAL SAMPLE: Subject agreed to provide a urine sample.		
13. MISCELLANEOUS:		

Drug Influence Evaluation

Evaluator 000612 CLARK, KEN		DRE No 1802		Rolling Log No. 96-19																					
Recorder/Witness DELVECHIO, J.J.		Crash: <input type="checkbox"/> Fatal <input checked="" type="checkbox"/> None <input type="checkbox"/> Injury <input type="checkbox"/> Property																							
Suspect's Name (Last, First, MI) OVES ROBERT G		DOB	Sex M	Race W	Arresting Officer (Name, ID No.) DELVECHIO, JJ 172 USP																				
Date Examined/Time/Location AUG 15 1996 0100 3RD PCT UBPD		Breath Results: <input type="checkbox"/> Refused Instrument # 1234		Chemical Test <input checked="" type="checkbox"/> Urine <input type="checkbox"/> Blood <input type="checkbox"/> Refused																					
Miranda Warning Given: <input checked="" type="checkbox"/> Yes <input type="checkbox"/> No By: K CLARK		What have you eaten today? FRIED CHECKEN When? 6PM		Have you been drinking? NOTHING		How much? N/A	Time of last drink? N/A																		
Time now? MONMIGHT	When did you last sleep? LAST NIGHT	How long? 4HRS	Are you sick or injured? <input type="checkbox"/> Yes <input checked="" type="checkbox"/> No		Are you diabetic or epileptic? <input type="checkbox"/> Yes <input checked="" type="checkbox"/> No																				
Do you take insulin? <input type="checkbox"/> Yes <input checked="" type="checkbox"/> No		Do you have any physical defects? <input type="checkbox"/> Yes <input checked="" type="checkbox"/> No		Are you under the care of a doctor or dentist? <input checked="" type="checkbox"/> Yes <input type="checkbox"/> No I HAD A DR APPT TODAY																					
Are you taking any medication or drugs? <input type="checkbox"/> Yes <input type="checkbox"/> No COBIFENE FOR BACK PAIN AS NEEDED		Attitude COOPERATIVE		Coordination POOR WOBBLY STUMBLING		Face NORMAL																			
Speech SLOW STUMBLING		Eyes: <input type="checkbox"/> Reddened Conjunctiva <input checked="" type="checkbox"/> Normal <input type="checkbox"/> Bloodshot <input type="checkbox"/> Watery		Blindness: <input checked="" type="checkbox"/> None <input type="checkbox"/> L Eye <input type="checkbox"/> R Eye		Tracking: <input checked="" type="checkbox"/> Equal <input type="checkbox"/> Unequal																			
Corrective Lens: <input checked="" type="checkbox"/> None <input type="checkbox"/> Glasses <input type="checkbox"/> Contacts, if so <input type="checkbox"/> Hard <input type="checkbox"/> Soft		Pupil Size: <input checked="" type="checkbox"/> Equal <input type="checkbox"/> Unequal (explain)		Able to follow stimulus: <input checked="" type="checkbox"/> Yes <input type="checkbox"/> No		Eyelids: <input type="checkbox"/> Normal <input checked="" type="checkbox"/> Droopy																			
Pulse & Time	HGN	Left Eye	Right Eye	Vertical Nystagmus? <input type="checkbox"/> Yes <input checked="" type="checkbox"/> No		One Leg Stand																			
1. 60 / 0110	Lack of Smooth Pursuit	NO	NO	Convergence																					
2. 60 / 0127	Max. Deviation	NO	NO																						
3. 60 / 0137	Angle of Onset	NONE	NONE																						
Romberg Balance Approx. 		Walk and Turn Test 		Cannot Keep Balance <input checked="" type="checkbox"/> Starts Too Soon <input checked="" type="checkbox"/>		<table border="1" style="width: 100%; text-align: center;"> <tr> <td></td> <td>1st Nine</td> <td>2nd Nine</td> </tr> <tr> <td>Stops Walking</td> <td></td> <td></td> </tr> <tr> <td>Misses Heel-Toe</td> <td>///</td> <td>///</td> </tr> <tr> <td>Steps Off Line</td> <td></td> <td></td> </tr> <tr> <td>Raises Arms</td> <td>///</td> <td>///</td> </tr> <tr> <td>Actual Steps Taken</td> <td>9</td> <td>9</td> </tr> </table>			1 st Nine	2 nd Nine	Stops Walking			Misses Heel-Toe	///	///	Steps Off Line			Raises Arms	///	///	Actual Steps Taken	9	9
	1 st Nine	2 nd Nine																							
Stops Walking																									
Misses Heel-Toe	///	///																							
Steps Off Line																									
Raises Arms	///	///																							
Actual Steps Taken	9	9																							
Internal Clock 53 Estimated At 30 Sec.		Describe Turn LOST BALANCE STAGGERED TO RIGHT		Cannot Do Test (Explain) N/A		Type of Footwear STREET SHOES																			
		Pupil Size	Room Light	Darkness	Direct	Nasal Area CLEAR																			
		Left Eye	2.0	2.5	2.0	Oral Cavity CLEAR																			
		Right Eye	2.0	2.5	2.0	Reaction To Light LITTLE OR NO																			
		Hippus <input type="checkbox"/> Yes <input checked="" type="checkbox"/> No	Rebound Dilation <input type="checkbox"/> Yes <input checked="" type="checkbox"/> No																						
Blood Pressure 106 / 64 Temp 97.8		Muscle Tone: <input type="checkbox"/> Normal <input checked="" type="checkbox"/> Flaccid <input type="checkbox"/> Rigid				Attach Photos Of Fresh Puncture Marks																			
Comments: ARMS & NECK RUBBERY		† Medicine or Drug Have You Been Using? COUPLE OF PILLS FOR MY BACK		How Much? AROUND DINNER		Where Were The Drugs Used? (Location) SAM'S RESTAURANT																			
Date/Time of Arrest 08/15/96 2345		Time DRE Notified 0025		Eval Start Time 0100		Time Completed 0150																			
Member Signature (Include Rank) Ken Clark		ID No. 772		Reviewed By: M. Pryor																					
Opinion of Evaluator:		<input type="checkbox"/> Rule Out	<input type="checkbox"/> Alcohol	<input type="checkbox"/> Stimulant	<input type="checkbox"/> PCP	<input type="checkbox"/> Inhalant	<input type="checkbox"/> Cannabiss																		
		<input type="checkbox"/> Medical	<input type="checkbox"/> Depressant	<input type="checkbox"/> Hallucinogen	<input type="checkbox"/> Narcotic Analgesic																				

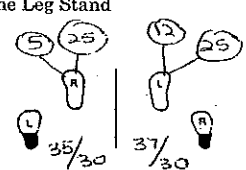

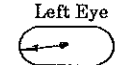

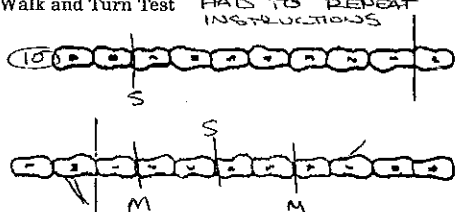
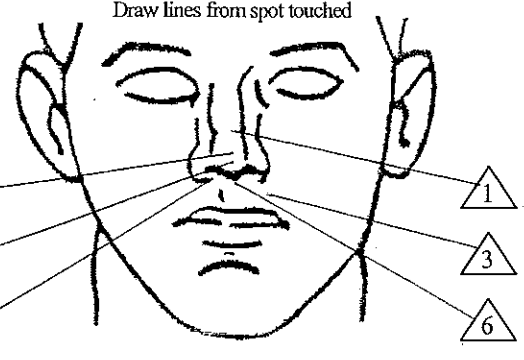
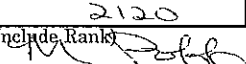
DRUG INFLUENCE EVALUATION		Page 2 of 2
LOG NO.	DRE: Sgt. Ken Clark	ARRESTEE: Robert G. Groves
1. LOCATION 2. WITNESS 3. BREATH TEST 4. NOTIFICATION / INTERVIEW ARRESTING OFCR. 5. INITIAL OBSERVATIONS 6. MEDICAL PROBLEMS 7. PSYCHOPHYSICAL 8. CLINICAL INDICATORS 9. SIGNS OF INGESTION 10. SUSPECTS STATEMENTS 11. OPINION 12. TOXICOLOGY SAMPLE 13. MISC.		
1. LOCATION: Examination of Robert G. Groves, took place in the DRE room, 3rd Pct. Virginia Beach PD		
2. WITNESS: Arresting Officer - Trooper J.J. Delavecchio		
3. BREATH TEST: Writer observed Trooper J.J. Delavecchio administer a breath test to Groves, the result was 0.00%		
4. NOTIFICATION / INTERVIEW of ARRESTING OFFICER: Writer was contacted by radio and advised to return to the precinct to conduct a DRE evaluation. Tpr Delavecchio informed me that he had observed the subject's vehicle drifting across the center line and driving 15 mph in a 45 mph zone. Tpr Delavecchio further stated that the subject admitted to taking "a few" pain pills.		
5. INITIAL OBSERVATIONS: Writer observed the subject seated in the breath testing room VBPD. Subject appeared sleepy with his eyes closed and head nodded forward. He was cooperative throughout the examination.		
6. MEDICAL PROBLEMS: Subject stated that he had taken codiene pills to alleviate back pain, and that he'd had an appointment with his doctor earlier that day. He further stated that he was not experiencing any pain at this time.		
7. PSYCHOPHYSICAL TESTS: Romberg Balance: Subject swayed side to side and front to back, and estimated 53 seconds as 30 seconds. Walk and Turn: Subject lost his balance during the instructions, missed heel to toe, and lost his balance while turning. One Leg Stand: Subject raised his arms, put his foot down, and swayed. Finger to Nose: Subject missed tip of nose on each attempt.		
8. CLINICAL INDICATORS: Subject's blood pressure was below the normal range and his pupils were constricted.		
9. SIGNS of INGESTION: None were evident		
10. STATEMENTS: Subject stated he had taken "a couple of pills for my back". He also stated that the pills contained Codiene.		
11. OPINION of EVALUATOR: In my opinion Robert G. Groves is under the influence of a and unable to operate a vehicle safely.		
12. TOXICOLOGICAL SAMPLE: Subject agreed to provide a urine sample.		
13. MISCELLANEOUS:		

Drug Influence Evaluation

Evaluators: 000614 KLIMA, J		DRE No: 2838		Rolling Log No: 49		Case No: XVIII-3					
Recorder/Witness		Crash: <input type="checkbox"/> Fatal		<input type="checkbox"/> None <input type="checkbox"/> Injury		<input type="checkbox"/> Property					
Arrestee's Name (Last, First, MI) ATOS STEPHEN		DOB	Sex M	Race W	Arresting Officer (Name, ID No.) UNSWORTH, J. #1811 PHOENIX PD						
Date Examined/Time/Location 11-25-2000 2300		MARICOPA COUNTY JAIL		Breath Results: Instrument # 12838 Reading 0.04		Chemical Test <input checked="" type="checkbox"/> Urine <input type="checkbox"/> Blood <input type="checkbox"/> Refused					
Miranda Warning Given: <input checked="" type="checkbox"/> Yes <input type="checkbox"/> No By: J. KLIMA		What have you eaten today? When? ROAST BEEF DINNER 2 HRS AGO		Have you been drinking? How much? A GLASS OF WINE		Time of last drink? 2 HRS AGO					
Time now? 11	When did you last sleep? How long? LAST NIGHT 8 HRS	Are you sick or injured? <input type="checkbox"/> Yes <input checked="" type="checkbox"/> No			Are you diabetic or epileptic? <input type="checkbox"/> Yes <input checked="" type="checkbox"/> No						
Do you take insulin? <input type="checkbox"/> Yes <input checked="" type="checkbox"/> No		Do you have any physical defects? <input type="checkbox"/> Yes <input checked="" type="checkbox"/> No			Are you under the care of a doctor or dentist? <input type="checkbox"/> Yes <input checked="" type="checkbox"/> No						
Are you taking any medication or drugs? <input type="checkbox"/> Yes <input checked="" type="checkbox"/> No		Attitude COOPERATIVE & NERVOUS			Coordination POOR, JERKY, STUMBLING						
Speech NORMAL BUT VERY TALKATIVE		Breath ODOR OF ALCOHOLIC BEVERAGE			Face NORMAL						
Corrective Lens: <input checked="" type="checkbox"/> None <input type="checkbox"/> Glasses <input type="checkbox"/> Contacts, if so <input type="checkbox"/> Hard <input type="checkbox"/> Soft		Pupil Size: <input checked="" type="checkbox"/> Equal <input type="checkbox"/> Unequal (explain)		Blindness: <input checked="" type="checkbox"/> None <input type="checkbox"/> L Eye <input type="checkbox"/> R Eye		Tracking: <input checked="" type="checkbox"/> Equal <input type="checkbox"/> Unequal					
Able to follow stimulus: <input checked="" type="checkbox"/> Yes <input type="checkbox"/> No		Eyelids: <input checked="" type="checkbox"/> Normal <input type="checkbox"/> Droopy									
Pulse & Time	HGN	Left Eye	Right Eye	Vertical Nystagmus? <input type="checkbox"/> Yes <input checked="" type="checkbox"/> No		One Leg Stand					
1. 100 / 2340	Lack of Smooth Pursuit	YES	YES	Convergence Right Eye  Left Eye 		 <ul style="list-style-type: none"> <input checked="" type="checkbox"/> Sways While Balancing <input checked="" type="checkbox"/> Uses Arms to Balance <input type="checkbox"/> Hopping <input checked="" type="checkbox"/> Puts Foot Down 					
2. 104 / 2349	Max. Deviation	NO	NO								
3. 108 / 2358	Angle of Onset	NONE	NONE								
Romberg Balance Approx. 		Walk and Turn Test 			Cannot Keep Balance Starts Too Soon						
EYELID TREMORS					Stops Walking		1 st Nine 2 nd Nine				
					Misses Heel-Toe		<input type="checkbox"/> <input type="checkbox"/>				
					Steps Off Line		<input type="checkbox"/> <input type="checkbox"/>				
					Raises Arms		<input checked="" type="checkbox"/> <input type="checkbox"/>				
					Actual Steps Taken		9 9				
Internal Clock 20 Estimated At 30 Sec.		Describe Turn AS INSTRUCTED		Cannot Do Test (Explain) N/A		Type of Footwear LOAFERS					
				Pupil Size	Room Light	Darkness	Direct	Nasal Area REDNESS & ULCERATIONS			
				Left Eye	6.0	8.5	5.5	Oral Cavity	CLEAR		
				Right Eye	6.0	8.5	5.5	Hippus <input type="checkbox"/> Yes <input checked="" type="checkbox"/> No	Rebound Dilation <input type="checkbox"/> Yes <input checked="" type="checkbox"/> No	Reaction To Light SLOW	
								 <p style="text-align: center;">NO VISIBLE MARKS</p> <p style="text-align: center;">Attach Photos Of Fresh Puncture Marks</p>			
Blood Pressure 146 / 100 Temp 99.2°											
Muscle Tone: <input checked="" type="checkbox"/> Normal <input type="checkbox"/> Flaccid <input type="checkbox"/> Rigid				Comments:							
Medicines or Drug Have You Been Using? NONE		How Much? N/A		Time of Use? "I DIDN'T DO ANY"		Where Were The Drugs Used? (Location) "I DIDN'T SMOK ANYTHING"					
Date/Time of Arrest 11-25-2000		Time DRE Notified 2310		Eval Start Time 2330		Time Completed 11-26-2000 0010					
Member Signature (Include Rank) 		ID No. 2120		Reviewed By: D. LAMM 10084							
Opinion of Evaluator: <input type="checkbox"/> Rule Out <input type="checkbox"/> Medical		<input type="checkbox"/> Alcohol <input type="checkbox"/> Depressant		<input type="checkbox"/> Stimulant <input type="checkbox"/> Hallucinogen		<input type="checkbox"/> PCP <input type="checkbox"/> Narcotic Analgesic <input type="checkbox"/> Inhalant <input type="checkbox"/> Cannabis					

DRUG INFLUENCE EVALUATION		Page 2 of 2
LOG NO.	DRE: Lt. Joseph Klima	ARRESTEE: Stephen H. Hatos
1. LOCATION 2. WITNESS 3. BREATH TEST 4. NOTIFICATION / INTERVIEW ARRESTING OFCR. 5. INITIAL OBSERVATIONS 6. MEDICAL PROBLEMS 7. PSYCHOPHYSICAL 8. CLINICAL INDICATORS 9. SIGNS OF INGESTION 10. SUSPECTS STATEMENTS 11. OPINION 12. TOXICOLOGY SAMPLE 13. MISC.		
1. LOCATION: Examination of Stephen H. Hatos, took place in the DRE room, Maricopa County Jail		
2. WITNESS: Arresting Officer - J. Unsworth #1811		
3. BREATH TEST: Officer Unsworth administer a breath test to Hatos, the result was 0.04%		
4. NOTIFICATION / INTERVIEW of ARRESTING OFFICER: Writer was contacted by radio and advised to return to the jail to conduct a DRE evaluation. Officer Unsworth informed me that he had observed the subject driving at excessive speed and he failed to stop at a red traffic light. Officer Unsworth further stated that the subject appeared nervous and performed poorly on the SFSTs.		
5. INITIAL OBSERVATIONS: Writer observed the subject seated in the breath testing room. Subject was very talkative, repeatedly shifted his weight from foot to foot, and exhibited nervous abrupt movements with his hands. When not speaking he appeared to grind his teeth. There was also an odor of alcoholic beverage on the subjects breath.		
6. MEDICAL PROBLEMS: None noted or stated		
7. PSYCHOPHYSICAL TESTS: Subject performed all of the tests in a stumbling jerky fashion. Romberg Balance: Subject swayed approximately 3" side, and estimated 20 seconds as 30 seconds. Walk and Turn: Subject lost his balance during the instructions, and stopped walking and used his arms for balance. One Leg Stand: Subject raised his arms, put his foot down, and swayed. Finger to Nose: Subject missed tip of nose on each attempt.		
8. CLINICAL INDICATORS: Subject's blood pressure and pulse were above the normal range.		
9. SIGNS of INGESTION: None were evident		
10. STATEMENTS: Subject stated, "I didn't snort anything"		
11. OPINION of EVALUATOR: In my opinion Stephen H. Hatos is under the influence of a and unable to operate a vehicle safely.		
12. TOXICOLOGICAL SAMPLE: Subject agreed to provide a urine sample.		
13. MISCELLANEOUS:		



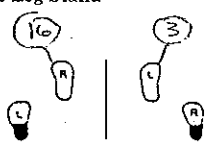

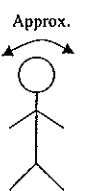

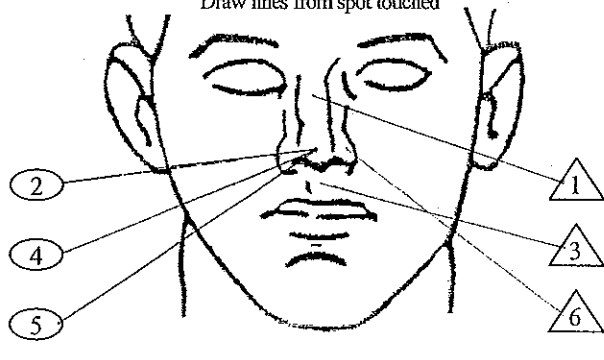
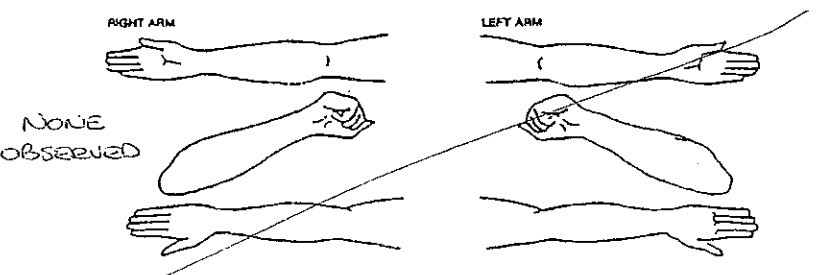
Drug Influence Evaluation

Evaluator 000616 POFF, MEL		DRE No 422		Rolling Log No. 318		XVIII-4					
Recorder/Witness JOHN MCKAY (TEXAS DECP)		Crash: <input type="checkbox"/> Fatal <input checked="" type="checkbox"/> None <input type="checkbox"/> Injury <input type="checkbox"/> Property									
Arrestee's Name (Last, First, MI) LHAFFER, BRIAN		DOB 3.15.66	Sex M	Race W	Arresting Officer (Name, ID No.) POFF, M. #314 HPD						
Date Examined/Time/Location JAN 17, 2001 2200 CENTRAL INTOX.		Breath Results: Instrument # 0012838 Reading 0.00		Chemical Test <input type="checkbox"/> Refused <input checked="" type="checkbox"/> Urine <input type="checkbox"/> Blood <input type="checkbox"/> Refused							
Miranda Warning Given: <input checked="" type="checkbox"/> Yes <input type="checkbox"/> No By: M. POFF		What have you eaten today? When? CHINESE FOOD LUNCH		Have you been drinking? How much? Time of last drink? JUST WATER N/A N/A							
Time now? ABOUT 8 PM	When did you last sleep? How long? LAST NIGHT 2 HOURS	Are you sick or injured? <input type="checkbox"/> Yes <input checked="" type="checkbox"/> No		Are you diabetic or epileptic? <input type="checkbox"/> Yes <input checked="" type="checkbox"/> No							
Do you take insulin? <input type="checkbox"/> Yes <input checked="" type="checkbox"/> No		Do you have any physical defects? <input type="checkbox"/> Yes <input checked="" type="checkbox"/> No		Are you under the care of a doctor or dentist? <input checked="" type="checkbox"/> Yes <input type="checkbox"/> No FOR STRESS							
Are you taking any medication or drugs? <input checked="" type="checkbox"/> Yes <input type="checkbox"/> No VALIUM 10MG. TWICE A DAY		Attitude COOPERATIVE DETACHED		Coordination POOR STAGGERING							
Speech THICK, SLURRED, SLOW TO RESPOND		Breath CHEMICAL ODOR		Face NORMAL COLOR BLANK STARE							
Corrective Lens: <input checked="" type="checkbox"/> None <input type="checkbox"/> Glasses <input type="checkbox"/> Contacts, if so <input type="checkbox"/> Hard <input type="checkbox"/> Soft		Pupil Size: <input checked="" type="checkbox"/> Equal <input type="checkbox"/> Unequal (explain)		Blindness: <input checked="" type="checkbox"/> None <input type="checkbox"/> L Eye <input type="checkbox"/> R Eye		Tracking: <input checked="" type="checkbox"/> Equal <input type="checkbox"/> Unequal					
Able to follow stimulus: <input checked="" type="checkbox"/> Yes <input type="checkbox"/> No		Eyelids: <input checked="" type="checkbox"/> Normal <input type="checkbox"/> Droopy									
Pulse & Time 1. 92 / 2210		HGN Lack of Smooth Pursuit YES YES		Vertical Nystagmus? <input checked="" type="checkbox"/> Yes <input type="checkbox"/> No		One Leg Stand 					
2. 92 / 2225		Max. Deviation YES YES		Convergence Right Eye  Left Eye 							
3. 94 / 2235		Angle of Onset 30° 30°									
Romberg Balance Approx.  CIRCULAR SWAY		Walk and Turn Test HAD TO REPEAT INSTRUCTIONS 		Cannot Keep Balance <input checked="" type="checkbox"/> Starts Too Soon		L R <input checked="" type="checkbox"/> <input checked="" type="checkbox"/> Sways While Balancing <input checked="" type="checkbox"/> <input checked="" type="checkbox"/> Uses Arms to Balance <input type="checkbox"/> <input type="checkbox"/> Hopping <input checked="" type="checkbox"/> <input checked="" type="checkbox"/> Puts Foot Down					
				Stops Walking <table border="1"><tr><td>1st Nine</td><td>2nd Nine</td></tr><tr><td>/</td><td>/</td></tr></table>				1 st Nine	2 nd Nine	/	/
1 st Nine	2 nd Nine										
/	/										
				Misses Heel-Toe <table border="1"><tr><td>1st Nine</td><td>2nd Nine</td></tr><tr><td>//</td><td>/</td></tr></table>		1 st Nine	2 nd Nine	//	/		
1 st Nine	2 nd Nine										
//	/										
Internal Clock 46 Estimated At 30 Sec.		Describe Turn TURNUED BACKWARDS		Cannot Do Test (Explain) N/A		Type of Footwear RUNNING SHOES					
VERY RIGID ARM MOVEMENTS <input type="radio"/> Right <input type="radio"/> Left		Pupil Size		Room Light		Darkness					
		Left Eye		4.0		6.0					
		Right Eye		4.0		6.0					
		Hippus <input type="checkbox"/> Yes <input checked="" type="checkbox"/> No		Rebound Dilation <input type="checkbox"/> Yes <input checked="" type="checkbox"/> No		Reaction To Light SLOW		Nasal Area CLEAR			
Blood Pressure 144 / 100 Temp 99.2°		Muscle Tone: <input type="checkbox"/> Normal <input type="checkbox"/> Flaccid <input checked="" type="checkbox"/> Rigid		Comments: RIGID ARMS & NECK		Oral Cavity RED COATING ON TONGUE					
* Medicine or Drug Have You Been Using? How Much? BT MY PILLS "2 A DAY"		Time of Use? YESTERDAY		Where Were The Drugs Used? (Location) I DIDN'T DO ANYTHING ELSE.							
Date/Time of Arrest 01-17-01 2120		Time DRE Notified 2120		Eval Start Time 2200		Time Completed 2300					
Member Signature (Include Rank) 		ID No. 314		Reviewed By: Det. Schreiber 12838							
Opinion of Evaluator: <input type="checkbox"/> Rule Out <input type="checkbox"/> Medical		<input type="checkbox"/> Alcohol <input type="checkbox"/> Depressant		<input type="checkbox"/> Stimulant <input type="checkbox"/> Hallucinogen		<input type="checkbox"/> PCP <input type="checkbox"/> Narcotic Analgesic <input type="checkbox"/> Inhalant <input type="checkbox"/> Cannabis					

DRUG INFLUENCE EVALUATION		Page 2 of 2
LOG NO.	DRE: Officer Mel Poff	ARRESTEE: Brian Schafer
1. LOCATION 2. WITNESS 3. BREATH TEST 4. NOTIFICATION / INTERVIEW ARRESTING OFCR. 5. INITIAL OBSERVATIONS 6. MEDICAL PROBLEMS 7. PSYCHOPHYSICAL 8. CLINICAL INDICATORS 9. SIGNS OF INGESTION 10. SUSPECTS STATEMENTS 11. OPINION 12. TOXICOLOGY SAMPLE 13. MISC.		
1. LOCATION: Examination of Brian Schafer took place in the DRE room, HPD		
2. WITNESS: Mr. John McKay (Texas DECP Cordinator)		
3. BREATH TEST: Writer administered breath test to Schafer the result was 0.00%.		
4. NOTIFICATION / INTERVIEW of ARRESTING OFFICER: Writer was the arresting officer.		
5. INITIAL OBSERVATIONS: Writer observed subject seated in the drivers position of a blue, 1990 Oldsmobile, NJ registration "297 BXX". Vehicle was stationary in the driving lane of Easton Ave., at the intersection with West St. The traffic light was green and the other vehicles had to pull out and around subject's vehicle.		
6. MEDICAL PROBLEMS: None noted or stated		
7. PSYCHOPHYSICAL TESTS: Romberg Balance: Subject swayed approximately 2" in a circular motion and estimated 46 seconds as 30 seconds. Walk and Turn: Subject lost his balance during the instructions, missed heel to toe, stopped walking, stepped off the line, turned backwards, and returned taking ten (10) steps. One Leg Stand: Subject raised his arms, put his foot down, and swayed. Finger to Nose: Subject missed tip of his nose, and had very rigid arm movements.		
8. CLINICAL INDICATORS: Subject had HGN, Vertical Nystagmus and Lack of Convergence. His pulse, and blood pressure were above the normal range.		
9. SIGNS of INGESTION: Subject's breath had a strong chemical odor and a red coating on the tongue.		
10. STATEMENTS: Subject stated he regularly takes Valium for stress. He further stated "I don't do anything else."		
11. OPINION of EVALUATOR: In my opinion Brian Schafer is under the influence of and unable to operate a vehicle safely.		
12. TOXICOLOGICAL SAMPLE: Subject agreed to provide a urine sample.		
13. MISCELLANEOUS:		

DRUG INFLUENCE EVALUATION		Page 2 of 2
LOG NO.	DRE: Sgt. Richard Studdard	ARRESTEE: Steve Johnson
1. LOCATION 2. WITNESS 3. BREATH TEST 4. NOTIFICATION / INTERVIEW ARRESTING OFCR. 5. INITIAL OBSERVATIONS 6. MEDICAL PROBLEMS 7. PSYCHOPHYSICAL 8. CLINICAL INDICATORS 9. SIGNS OF INGESTION 10. SUSPECTS STATEMENTS 11. OPINION 12. TOXICOLOGY SAMPLE 13. MISC.		
1. LOCATION: Examination of Steve Johnson took place in the DRE room, US Capitol Police HDQT.		
2. WITNESS: Arresting Officer D. Kochubka, MPDC and Officer G. Bird USCP		
3. BREATH TEST: Officer D. Kochubka administered breath test to Johnson the result was 0.00%.		
4. NOTIFICATION / INTERVIEW of ARRESTING OFFICER: Writer was on duty at USCP HDQTs administering the DRE knowledge examination when notified that Officer Kochubka was in route with a "drugee". Officer Kochubka stated he had observed the subject walking eastbound on East Capitol St., staggering and stumbling. He appeared dazed confused and mumbling softly. He further stated that the subject was wearing only shorts, a tee shirt, and was barefoot. The temperature at the time was approximately 34' F. No odor of alcoholic beverage was detected.		
5. INITIAL OBSERVATIONS: Writer observed subject as he was being brought into the building. He repeatedly staggered, stumbled, exhibited a blank stare and appeared to be unaware of his surroundings.		
6. MEDICAL PROBLEMS: None noted or stated		
7. PSYCHOPHYSICAL TESTS: Romberg Balance: Subject swayed approximately 3" side to side and estimated 50 seconds as 30 seconds. Walk and Turn: Subject lost his balance during the instructions, stepped off the line, stopped walking, repeatedly missed heel to toe, and raised his arms for balance. One Leg Stand: Subject raised his arms, put his foot down, swayed, and raised his arms for balance. Finger to Nose: Subject had to be reminded several times to keep his eyes closed, and consistently missed the tip of the nose.		
8. CLINICAL INDICATORS: Subject had HGN, Vertical Nystagmus and Lack of Convergence. His pulse was above the normal range, and his blood pressure and temperature were within the normal range. Pupils were constricted.		
9. SIGNS of INGESTION: Subject's had numerous scars resembling track marks on both arms, and had a fresh oozing puncture wound on the right arm.		
10. STATEMENTS: Subject stated, "No I didn't use anything", "I didn't use it" and "I don't do that anymore"		
11. OPINION of EVALUATOR: In my opinion Steve Johnson is under the influence of and unable to operate a vehicle safely.		
12. TOXICOLOGICAL SAMPLE: Subject agreed to provide a blood sample.		
13. MISCELLANEOUS:		

Drug Influence Evaluation

Evaluators: 000620 VAUGHN GATES #8092		DRE No: 445		Rolling Log No: 4213		XVIII-6	
Recorder/Witness		Crash: <input checked="" type="checkbox"/> Fatal <input type="checkbox"/> None <input type="checkbox"/> Injury <input type="checkbox"/> Property					
Arrestee's Name (Last, First, MI) HOLLY CAMERON H		DOB: 10-3-75	Sex: M	Race: W	Arresting Officer (Name, ID No.) OFFICER SEAN NAUA, 12890		
Date Examined/Time/Location 6-10-2000 1245 CHP SACRAMENTO				Breath Results: <input type="checkbox"/> Refused <input type="checkbox"/> Instrument # 015233A <input type="checkbox"/> .00		Chemical Test: <input checked="" type="checkbox"/> Urine <input type="checkbox"/> Blood <input type="checkbox"/> Refused	
Miranda Warning Given: <input type="checkbox"/> Yes <input type="checkbox"/> No By: GATES		What have you eaten today? When? NOTHING YET		Have you been drinking? How much? I DIDN'T NOTHING AT ALL		Time of last drink? N/A	
Time now? YEAH	When did you last sleep? How long? "ABOUT 2 DAY?"	Are you sick or injured? <input type="checkbox"/> Yes <input checked="" type="checkbox"/> No (10 SEC PAUSE) I'M NOT		Are you diabetic or epileptic? <input type="checkbox"/> Yes <input checked="" type="checkbox"/> No UH... NO			
Do you take insulin? <input type="checkbox"/> Yes <input checked="" type="checkbox"/> No UM...NOT YET		Do you have any physical defects? <input type="checkbox"/> Yes <input checked="" type="checkbox"/> No		Are you under the care of a doctor or dentist? <input type="checkbox"/> Yes <input checked="" type="checkbox"/> No I DON'T GO TO THE DOC.			
Are you taking any medication or drugs? <input checked="" type="checkbox"/> Yes <input type="checkbox"/> No I TOOK TYLENOL THIS MORNING		Attitude COOPERATIVE BUT SLOW TO RESPOND		Coordination SLOW AND SHAKY			
Speech LOW VOICE, SLOW AND SOMETIMES SLURRED		Breath NOTHING UNUSUAL		Blindness: <input checked="" type="checkbox"/> None <input type="checkbox"/> L Eye <input type="checkbox"/> R Eye		Face NOTHING UNUSUAL	
Corrective Lens: <input checked="" type="checkbox"/> None <input type="checkbox"/> Glasses <input type="checkbox"/> Contacts, if so <input type="checkbox"/> Hard <input type="checkbox"/> Soft		Pupil Size: <input type="checkbox"/> Equal <input checked="" type="checkbox"/> Unequal (explain) RT PUPIL 2mm LARGER IN ALL LIGHTING COND.		Able to follow stimulus: <input checked="" type="checkbox"/> Yes <input type="checkbox"/> No		Tracking: <input checked="" type="checkbox"/> Equal <input type="checkbox"/> Unequal	
Pulse & Time 1. 120 / 124S		HGN Lack of Smooth Pursuit NO		Left Eye NO		Right Eye NO	
2. 120 / 130S		Max. Deviation NO		Vertical Nystagmus? <input type="checkbox"/> Yes <input checked="" type="checkbox"/> No		Convergence Right Eye  Left Eye 	
3. 120 / 134S		Angle of Onset NONE		One Leg Stand 		Sways While Balancing <input checked="" type="checkbox"/> L <input checked="" type="checkbox"/> R <input type="checkbox"/> Uses Arms to Balance <input type="checkbox"/> Hopping <input checked="" type="checkbox"/> Puts Foot Down	
Romberg Balance Approx.  Approx.  NO EWAY		Walk and Turn Test WOULD NOT PLACE RIGHT  STATED, "THIS IS IMPOSSIBLE" STEPPED OFF LINE AND WOULD NOT CONTINUE		Cannot Keep Balance Starts Too Soon Stops Walking Misses Heel-Toe Steps Off Line Raises Arms Actual Steps Taken		Type of Footwear WORK BOOTS	
Internal Clock 15 Estimated At 30 Sec.		Describe Turn N/A		Cannot Do Test (Explain) (REFUSED TO COMPLETE)		Type of Footwear WORK BOOTS	
 <p>○ Right △ Left Draw lines from spot touched</p>		Pupil Size	Room Light	Darkness	Direct	Nasal Area CLEAR	
		Left Eye	5.5	7.5	5.0	Oral Cavity CLEAR	
		Right Eye	3.5	5.5	3.0	Reaction To Light NORMAL	
		Hippus <input checked="" type="checkbox"/> Yes <input type="checkbox"/> No	Rebound Dilation <input type="checkbox"/> Yes <input checked="" type="checkbox"/> No				
Blood Pressure 160 / 80 Temp 99.0°		Muscle Tone: <input checked="" type="checkbox"/> Normal <input type="checkbox"/> Flaccid <input type="checkbox"/> Rigid		 <p>NONE OBSERVED</p> <p style="text-align: center;">Attach Photos Of Fresh Puncture Marks</p>			
Medicine or Drug Have You Been Using? How Much? ST TWO TYLENOL THIS MORNING		Time of Use? NO ANSWER		Where Were The Drugs Used? (Location) NO ANSWER			
Date/Time of Arrest 6-10-2000 1130		Time DRE Notified 1205		Eval Start Time 1245		Time Completed 1345	
Member Signature (Include Rank) OFFICER VAUGHN GATES		ID No.		Reviewed By: OFF. RICK KNOWLES #8958			
Opinion of Evaluator: <input type="checkbox"/> Rule Out <input checked="" type="checkbox"/> Medical		<input type="checkbox"/> Alcohol <input type="checkbox"/> Depressant		<input type="checkbox"/> Stimulant <input type="checkbox"/> Hallucinogen		<input type="checkbox"/> PCP <input type="checkbox"/> Narcotic Analgesic <input type="checkbox"/> Inhalant <input type="checkbox"/> Cannabis	

DRUG INFLUENCE EVALUATION

Page 2 of 2

LOG NO.	DRE: Officer Vaughn Gates	ARRESTEE: Cameron H. Sholly
1. LOCATION 2. WITNESS 3. BREATH TEST 4. NOTIFICATION / INTERVIEW ARRESTING OFCR. 5. INITIAL OBSERVATIONS 6. MEDICAL PROBLEMS 7. PSYCHOPHYSICAL 8. CLINICAL INDICATORS 9. SIGNS OF INGESTION 10. SUSPECTS STATEMENTS 11. OPINION 12. TOXICOLOGY SAMPLE 13. MISC.		
1. LOCATION: Examination of Cameron Sholly took place in the DRE examination room Sacramento CHP		
2. WITNESS: Arresting Officer - Officer Sean Nava, #12890		
3. BREATH TEST: Writer administered breath test to Sholly the result was 0.00%		
4. NOTIFICATION / INTERVIEW of ARRESTING OFFICER: I was advised via dispatch to respond to Southwest Division to conduct an evaluation at the request of Officer Nava. Officer Nava stated that the subject had been a driver of a vehicle involved in a fatal crash.		
5. INITIAL OBSERVATIONS: Writer first observed the defendant standing next to the breath testing instrument at the rear door of Sacramento Station. He was standing upright on his own without assistance and was not swaying.		
6. MEDICAL PROBLEMS: The defendant did state that high blood pressure runs in his family and defendant sometimes stutters uncontrollably.		
7. PSYCHOPHYSICAL TESTS: During the instruction portions of all the divided attention tests. Defendant appeared to be confused. When asked if he understood the instructions of the test, Sholly would say "yes" or "yeah" but would still appear to be confused. I had to continually show the defendant how to perform the test, and after the defendant would perform the test, he would still appear to not have understood what he had just done. The defendant would not complete or even attempt to complete the walk and turn test. He just stated "This is impossible" and stand there staring at the line on which he had been standing. I had to physically move the defendant's right foot in front of his left foot on the line during the instruction phase, even after repeated demonstrations he didn't seem to understand. Romberg Balance: Subject estimated 15 seconds as 30 seconds. Williams exhibited non-bilateral impairment on certain divided attention tasks: for example during the finger to nose test, he correctly touched his nose with his right index finger, but missed on all three occasions with his left hand.		
8. CLINICAL INDICATORS: Subjects pulse and systolic blood pressure were above the normal range. He was sweating heavily around the neck and chest area. Pupils were unequal (2 millimeters) in all light levels.		
9. SIGNS of INGESTION: None were evident		
10. STATEMENTS: Defendant stated "I do not use (stutter pause) drugs at all, I only took two Tylenol this morning. (long pause 10 -seconds) I don't drink that much anymore, either."		
11. OPINION of EVALUATOR: In my opinion, Cameron Sholly is not exhibiting any symptoms of drug intoxication but was possibly exhibiting signs of mental impairment.		
12. TOXICOLOGICAL SAMPLE: Subject agreed to provide a urine sample		

One Hour and Thirty-Five Minutes

SESSION XIX

INHALANTS


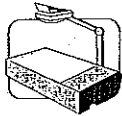

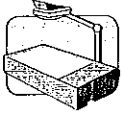
SESSION XIX INHALANTS

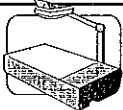
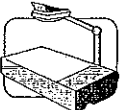
Upon successfully completing this session, the participant will be able to:

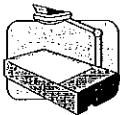
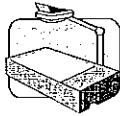
- o Explain a brief history of the Inhalant category of drugs.
- o Identify common drug names and terms associated with this category.
- o Identify common methods of administration for this category.
- o Explain the symptoms, observable signs and other effects associated with this category.
- o Explain the typical time parameters, i.e., onset and duration of effects, associated with this category.
- o State the clues that are likely to emerge when the drug evaluation and classification process is conducted for a person under the influence of this category of drugs.
- o Correctly answer the "topics for study" questions at the end of this Section.

Content SegmentsLearning Activities


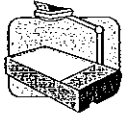
A. Overview of the Category	o Instructor Led Presentations
B. Possible Effects	o Review of Drug Evaluation and Classification Exemplars
C. Onset and Duration of Effects	o Reading Assignments
D. Overdose Signs and Symptoms	o Video Presentations (If Available)
E. Expected Results of the Evaluation	o Slide Presentations


Aides	Lesson Plan	Instructor Notes
  <p data-bbox="191 617 354 684">XIX-OA&B (Objectives)</p>  <p data-bbox="191 789 360 823">15 Minutes</p>  <p data-bbox="191 1432 386 1533">XIX-1 ("Major Types of Inhalants")</p>	<p data-bbox="425 323 613 357">INHALANTS</p> <p data-bbox="425 718 860 751">A. Overview of the Category</p> <ol data-bbox="467 789 945 1776" style="list-style-type: none"> 1. Inhalants are breathable chemicals that produce mind altering results. <ol style="list-style-type: none"> a. Inhalants vary widely in terms of the chemicals involved and the specific effects produced. b. Depending on the nature of the particular Inhalant, the effects produced may be similar to those of CNS Stimulants, Depressants or Hallucinogens. 2. There are three major subcategories of Inhalants. <ol style="list-style-type: none"> a. Volatile Solvents b. Aerosols c. Anesthetic gases 3. The <u>Volatile Solvents</u> include a large number of readily available substances, none of which are intended by their manufacturers to be used as drugs. 	<p data-bbox="997 323 1364 394">Total Lesson Time: Approximately 95 Minutes</p> <p data-bbox="997 432 1360 466">Session title on wall chart.</p> <p data-bbox="997 504 1393 604">Briefly review the objectives, content and activities of this session.</p> <p data-bbox="997 785 1429 1066">INSTRUCTOR NOTES: Inhalants are sometimes called "Delirants," in that they may produce delirium. Delirium is usually a brief state characterized by incoherent excitement, confused speech, restlessness and possible hallucinations.</p> <p data-bbox="997 1600 1380 1701">"Volatile" means that they evaporate easily to produce fumes.</p>


Aides	Lesson Plan	Instructor Notes
 XIX-2 ("Volatile Solvents")	<ol style="list-style-type: none"> a. One widely abused Volatile Solvent is plastic cement, or "model airplane glue". b. Plastic cement includes the following volatile chemicals. <ul style="list-style-type: none"> o Toluene o Acetone o Naphtha o Aliphatic Acetates (straight-chained hydrocarbons) o Hexane o Cyclohexane o Benzene c. Other frequently abused Volatile Solvents include: <ul style="list-style-type: none"> o Gasoline o Kerosene o lighter fluid o household cements and glues o fingernail polish remover o paint thinners o engine degreasers o typewriter correction fluid (liquid paper) o paints (particularly oil or solvent based) o dry cleaning fluids o spray paints 	Ask students to name a Volatile Solvent that often is abused as a drug.
 XIX-3 ("Aerosols")	<ol style="list-style-type: none"> 4. <u>Aerosols</u> are chemicals discharged from a pressurized container by the propellant force of a compressed gas. 	Contains Naphtha Rubber Cements contain Benzene
		Contains Acetone
		Older stocks contain Trichlorethylene.


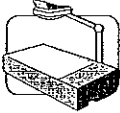
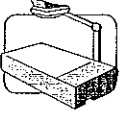
Aides	Lesson Plan	Instructor Notes
 <p data-bbox="181 787 326 892">XIX-4 ("Typical Abusers")</p>	<ul style="list-style-type: none"> a. Commonly abused Aerosols include hair sprays, deodorants, insecticides, glass chillers and vegetable frying pan lubricants. b. All of these abused Aerosols contain various hydrocarbon gases that produce drug effects. <p data-bbox="459 716 951 821">5. The overwhelming majority of abusers of Volatile Solvents and Aerosols are children.</p> <ul style="list-style-type: none"> a. Male Inhalant abusers outnumber females <p data-bbox="459 961 821 1031">6. The third subcategory, <u>Anesthetic gases</u>.</p> <ul style="list-style-type: none"> a. Anesthetic gases are drugs that abolish pain. b. They are used medically during surgical procedures such as childbirth, dental surgery, etc. c. Anesthetic gases that sometimes are abused as Inhalants: <ul style="list-style-type: none"> o Ether o Chloroform 	<p data-bbox="997 323 1377 428">E.g., Freon, which is now available primarily in many medical Aerosols.</p> <p data-bbox="997 468 1365 573">If available, display 35 mm slides of typically abused Aerosols.</p> <p data-bbox="997 716 1382 890">Some reasons: These substances appear in nearly every household. They are inexpensive and readily accessible.</p> <p data-bbox="997 961 1398 1100">Adults may be more frequent users of the anesthetic gases subcategory than of the Aerosols or Volatile Solvents.</p>
 <p data-bbox="181 1428 358 1533">XIX-5 ("Anesthetic Gases")</p>	<ul style="list-style-type: none"> o Nitrous Oxide 	<p data-bbox="997 1493 1419 1772">These substances have a long history of medical use and illicit use, e.g., Ether abuse dates to the 1790's in England, where it was taken orally. Chloroform was used in 1849 in England as a childbirth anesthetic.</p> <p data-bbox="997 1812 1393 1917">Nitrous oxide has been used since 1845. It is still used in certain dental procedures.</p>


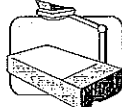
Aides	Lesson Plan	Instructor Notes
	<p>d. Other common Inhalants in this subcategory that do not relieve pain are:</p> <ul style="list-style-type: none"> o Amyl Nitrite o Butyl Nitrite o Isobutyl nitrite and Butyl nitrite have essentially identical effects to Amyl nitrite. 	<p>Nitrous Oxide is a propellant for whipped cream. Drug paraphernalia stores often sell Nitrous Oxide in cartridges that are identical to carbon dioxide containers. They are termed by users "whippets", and are allegedly sold to purchasers as devices to propel whipped cream.</p>
	<p>7. Inhalants obviously are ingested by breathing, or inhaling, their fumes.</p> <ul style="list-style-type: none"> a. Some are ingested directly from the source. b. Some are soaked into rags, handkerchiefs or tissue papers for repeated inhalation. 	<p>Nitrites are vasodilating substances used medically to relieve angina pectoris (heart-related chest pains) and for treatment of cyanide poisoning. In angina, the nitrites work by dilating blood vessels near the heart so that more blood can reach the heart. Nitroglycerin, ordinarily not abused as an intoxicant, is also used for this purpose.</p> <p>Common slang and brand names for the nitrites are: "Rush" and "Locker Room".</p> <p><u>Examples:</u> Amyl Nitrite and Butyl Nitrite are sold in small glass bottles or bulbs. The user simply opens the bottle and breathes in the fumes. They have been marketed in drug paraphernalia stores as room deodorizers.</p>



Aides	Lesson Plan	Instructor Notes
 <p data-bbox="196 968 358 999">10 Minutes</p>  <p data-bbox="196 1184 350 1283">XIX-6 ("Effects of Inhalants")</p>	<p data-bbox="516 327 954 537">c. Some are placed in paper or plastic bags which the user places over the face or head. These may be placed in twist lock beverage containers.</p> <p data-bbox="516 579 954 674">d. Some are used by breathing the fumes or vapors from balloons.</p> <p data-bbox="516 716 954 852">e. Some common street names that Inhalant users use are: huffing, hacking, ballooning, and glading.</p> <p data-bbox="431 894 732 926">B. Possible Effects</p> <p data-bbox="467 968 927 1062">1. The effects of Inhalants vary somewhat from one substance to another.</p> <p data-bbox="467 1104 911 1167">2. Common effects of Inhalants include:</p> <p data-bbox="516 1209 862 1272">a. Inebriation similar to alcohol intoxication.</p> <p data-bbox="516 1314 805 1346">b. Bizarre thoughts.</p> <p data-bbox="516 1388 911 1419">c. Dizziness and numbness.</p> <p data-bbox="516 1461 927 1493">d. Euphoria and grandiosity.</p> <p data-bbox="516 1535 846 1566">e. Floating sensations.</p> <p data-bbox="516 1608 902 1671">f. Distorted perceptions of space and time.</p> <p data-bbox="516 1713 886 1745">g. Possible hallucinations.</p> <p data-bbox="516 1787 870 1850">h. Nausea and excessive salivation.</p> <p data-bbox="516 1892 935 1923">i. Drowsiness and weakness.</p>	<p data-bbox="1003 579 1403 674">Solicit students' comments or questions concerning this overview of Inhalants.</p> <p data-bbox="1003 1209 1435 1377">In fact, many of the Inhalants are classified as Depressants in medical texts. Their effects, consequently, often mirror Alcohol intoxication.</p>

Aides	Lesson Plan	Instructor Notes
 5 Minutes	<ul style="list-style-type: none"> j. Light headedness. k. Altered shapes and colors. l. Antagonistic behavior. m. Intense headaches. <p>3. Persons under the influence of Inhalants generally will appear confused and disoriented, and their speech will be slurred.</p> <p>C. On-Set and Duration of Effects</p> <ul style="list-style-type: none"> 1. Inhalants' effects are felt virtually immediately. 2. Duration very much depends on the particular substance. <ul style="list-style-type: none"> a. Amyl Nitrite, Isobutyl Nitrite, and Butyl Nitrite produce effects that last a few seconds up to 20 minutes. b. The effects of nitrous oxide last 5 minutes or less. c. Glue, paint, gasoline and other commonly abused Inhalants produce effects that last several or more hours. (Generally 6-8 hours for most volatile solvents depending on exposure.) 	<p>Solicit students' questions and comments concerning possible effects of Inhalants.</p> <p><u>Point out</u> that the route of passage of the drugs from lungs to brain can be traveled very quickly.</p> <p>Inhalation of these produces a distinct "rush" similar to that of the related substance, Nitrous Oxide.</p> <p>Users claim these Nitrites enhance sexual excitement. This may occur from dilation of genital arteries (vasodilation) and relaxation of other smooth muscles.</p> <p>Point out that residue of these substances may be deposited inside the nostrils, causing the user to breathe the fumes constantly.</p> <p>Solicit students' comments and questions concerning the time parameters of Inhalants.</p>

Aides	Lesson Plan	Instructor Notes
 5 Minutes	<p>D. Overdose Signs and Symptoms</p> <ol style="list-style-type: none"> 1. There is a risk of death due to overdose of Inhalants. <ol style="list-style-type: none"> a. Some Inhalants will depress the Central Nervous System to the point where respiration ceases. b. Others can produce instant death from heart failure. c. Overdoses of Inhalants frequently induce severe nausea and vomiting: If the user vomits while he or she is unconscious, death can result from aspiration of the vomitus. 2. Death can also result indirectly, if a person places a plastic bag over the head, loses consciousness and suffocates. 3. Long term abuse of Inhalants can cause permanent damage to the Central Nervous System, and greatly reduced mental and physical abilities. 4. Evidence also exists of liver, kidney, bone and bone marrow damage resulting from long term Inhalant abuse. 5. There is no well defined withdrawal syndrome for these substances. Physical dependence has not been documented, although habituation is common. 	<p>All solvents make the heart more sensitive to adrenaline. This sometimes causes a dangerous cardiac arrhythmia. The term "sudden sniffing death" (SSD) has been used to describe death resulting from physical exertion and the breathing of Inhalants in an enclosed, poorly ventilated space.</p> <p>Solicit students' questions and comments concerning overdose signs and symptoms.</p>


Aides	Lesson Plan	Instructor Notes
<p data-bbox="240 289 305 352"></p> <p data-bbox="191 380 362 411">60 Minutes</p> <p data-bbox="212 552 331 663"></p> <p data-bbox="191 667 337 768">XIX-7A ("SFST Evidence")</p> <p data-bbox="212 1335 331 1446"></p> <p data-bbox="191 1451 350 1551">XIX-7B ("General Indicators")</p>	<p data-bbox="435 310 837 380">E. Expected Results of the Evaluation.</p> <p data-bbox="467 422 833 491">1. Observable evidence of impairment.</p> <p data-bbox="516 600 951 669">a. Standardized Field Sobriety Tests.</p> <ul style="list-style-type: none"> <li data-bbox="570 705 902 806">o Horizontal Gaze Nystagmus will generally be present. <li data-bbox="570 848 878 949">o Vertical Gaze Nystagmus may be present. <li data-bbox="570 1026 951 1163">o Performance on the Walk and Turn and One Leg Stand tests will be impaired. <li data-bbox="570 1205 935 1341">o Performance on the Romberg and Finger to Nose tests will be impaired. <p data-bbox="516 1377 821 1409">b. General indicators</p> <ul style="list-style-type: none"> <li data-bbox="570 1451 870 1520">o odor of the inhaled substance <li data-bbox="570 1562 951 1698">o possible traces of the substance around the face and nose and on the hands or clothing <li data-bbox="570 1740 919 1772">o bloodshot, watery eyes <li data-bbox="570 1814 902 1883">o confused, disoriented appearance 	<p data-bbox="1003 422 1409 558"><u>Emphasize</u> that, with Inhalants, there is significant variation in effects from one substance to another.</p> <p data-bbox="1003 705 1430 774"><u>Point out</u> that immediate onset of Nystagmus may be observed.</p> <p data-bbox="1003 848 1398 984"><u>Point out</u> that high doses (for that individual) of Inhalants may cause Vertical Gaze Nystagmus.</p> <p data-bbox="1003 1026 1390 1163"><u>Point out</u> that subjects will tend to take slow, deliberate steps on the Walk and Turn, and will tend to stagger.</p> <p data-bbox="1003 1205 1414 1306"><u>Point out</u> that subjects will tend to sway when performing this test.</p>

Aides	Lesson Plan	Instructor Notes
 <p data-bbox="186 898 357 997">XIX-7C ("Eye Exam- inations")</p>	<ul style="list-style-type: none"> o muscle tone varies - flaccid or normal o flushed face, possibly sweating o slow, thick, slurred speech o non-communicative <p>2. Evidence associated with the physiologic examinations.</p> <p>a. Eye examinations</p> <ul style="list-style-type: none"> o Lack of Convergence will be present. o Pupil size will be normal but may be dilated. o Reaction to light will be slowed. 	<p>Speech usually clears up quickly when substance is no longer being inhaled.</p> <p>Anesthetic gases may produce some dilation, although usually not to the extent seen with CNS Stimulants or Hallucinogens. <u>No</u> Inhalants produce pupillary constriction.</p>
 <p data-bbox="186 1465 365 1606">XIX-7D ("Vital Signs Examina- tions")</p>	<p>b. Vital signs examinations</p> <ul style="list-style-type: none"> o blood pressure will be up or down 	<p><u>NOTE:</u> The Anesthetic Gases generally <u>lower</u> blood pressure while elevating pulse rate. The Volatile Solvents and the Aerosols usually elevate both blood pressure and pulse rate.</p> <p>The lowering of blood pressure by Anesthetic Gases is due to their vasodilation effect. The heart compensates for this vasodilation by increasing its heart rate.</p>

Aides	Lesson Plan	Instructor Notes
 <p data-bbox="188 772 370 905">XIX-8 ("Inhalants Symptomatology Chart")</p> 	<ul style="list-style-type: none"> <li data-bbox="565 310 829 342">o pulse will be up <li data-bbox="565 562 889 657">o effect on body temperature may be up, down or normal. <p data-bbox="513 699 699 730">3. Summary</p> <p data-bbox="513 951 781 982">4. Demonstrations</p> <ul style="list-style-type: none"> <li data-bbox="565 1024 865 1119">a. Video tape demonstrations (if available) <li data-bbox="565 1161 935 1266">b. Drug Evaluation and Classification exemplar demonstrations 	<p data-bbox="1000 310 1406 520">Pulse increase is due to many factors, including oxygen displacement. The heart may beat faster in order to supply body tissues with a sufficient supply of oxygen.</p> <p data-bbox="1000 951 1390 1119">Show video tape of subject(s) under the influence of Inhalants. Relate behavior/ observations to the Symptomatology Chart.</p> <p data-bbox="1000 1161 1406 1297">Refer students to the exemplars found at the end of Section XIX of their student manuals.</p> <p data-bbox="1000 1339 1398 1444">Relate the items noted on the exemplars to the Symptomatology chart.</p> <p data-bbox="1000 1486 1422 1654">Solicit students' comments and questions concerning expected results of the evaluation of subjects under the influence of Inhalants.</p>

Session XIX

Inhalants



Inhalants

Upon successfully completing this session, the participant will be able to:

- Explain a brief history of the Inhalant category of drugs
- Identify common drug names and terms associated with this category
- Identify common methods of administration for this category
- Explain the symptoms, observable signs, and other effects associated with this category

Drug Evaluation & Classification Training

XIX-0A

Inhalants (continued)

- Explain the typical time parameters, (i.e., on-set and duration of effects, associated with this category)
- State the clues that are likely to emerge when the drug evaluation and classification process is conducted for a person under the influence of this category of drugs
- Correctly answer the "topics for study" questions at the end of this section

Drug Evaluation & Classification Training

XIX-0B

Major Types of Inhalants


- Volatile solvents
- Aerosols
- Anesthetic gases

Drug Evaluation & Classification Training

XIX-1

Volatile Solvents

- Plastic cement ("model airplane glue")
- Petroleum products
 - Gasoline
 - Kerosene
- Lighter fluid
- Household cements and glue
- Fingernail polish remover
- Paint thinners
- Typewriter correction fluid
- Paints (particularly oil or solvent based)
- Dry cleaning fluids
- Spray paints



Drug Evaluation & Classification Training

XIX-2

Aerosols

- Hair sprays
- Deodorants
- Insecticides
- Glass chillers
- Frying pan lubricants



Drug Evaluation & Classification Training

XIX-3

Typical Abusers of Inhalants

- Children
- Males outnumber females
- Poor children are significantly overrepresented

Drug Evaluation & Classification Training

XIX-4

Anesthetics

- Ether
- Chloroform
- Nitrous Oxide
- Amyl Nitrite
- Butyl Nitrite
- Isobutyl Nitrite



Drug Evaluation & Classification Training

XIX-5

Effects of Inhalants

- Inebriation similar to alcohol intoxication
- Bizarre thoughts
- Dizziness and numbness
- Euphoria and grandiosity
- Floating sensations
- Distorted perceptions of space and time
- Possible hallucinations
- Nausea and excessive salivation
- Drowsiness and weakness
- Lightheadedness
- Altered shapes and colors
- Antagonistic behavior
- Intense headaches

Drug Evaluation & Classification Training

XIX-6

Evaluation of Suspects Under the Influence of Inhalants

SFST Evidence:

- Horizontal Gaze Nystagmus will be present
- Vertical Gaze Nystagmus present (high dose for that individual person)
- Impaired performance will be evident on Walk and Turn and One Leg Stand
- Impaired performance will be evident on Romberg and Finger to Nose

Drug Evaluation & Classification Training

XIX-7A

Evaluation of Suspects Under the Influence of Inhalants

General Indicators:

- Odor of the inhaled substance
- Possible traces of the substance around the face and nose
- Bloodshot, watery eyes
- Confused, disoriented appearance
- Lack of muscle control
- Flushed face, possibly sweating
- Slow, thick, slurred speech
- Non-communicative

Drug Evaluation & Classification Training

XIX-7B

Evaluation of Suspects Under the Influence of Inhalants

Eye Examinations:

- Lack of Convergence will be present
- Pupil size normal*
- Pupil reaction to light will be slow

*may be dilated

Drug Evaluation & Classification Training

XIX-7C

Evaluation of Suspects Under the Influence of Inhalants

Vital Signs:

- Blood pressure may be up or down*
- Pulse will be up
- Effect on body temperature will be up, down or normal

*up with volatile solvents or aerosols; down with anesthetic gases

Drug Evaluation & Classification Training

XIX-7D

Inhalants Symptomatology Chart


HGN	Present
VGN	Present (High dose for that individual)
Lack of Convergence	Present
Pupil Size	Normal*
Reaction to Light	Slow
Pulse Rate	Up
Blood Pressure	Up or down**
Temperature	Up, down, or normal
Muscle Tone	Normal or flaccid

*Bul may be dilated

**Up with volatile solvents or aerosols; down with anesthetic gases





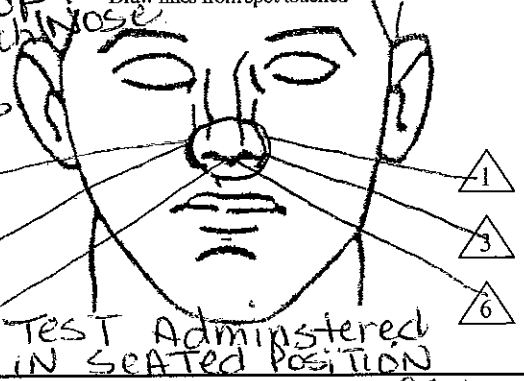
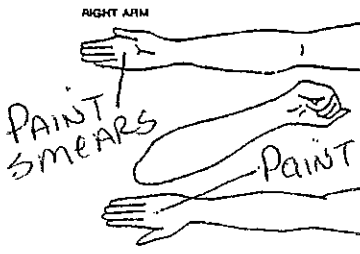
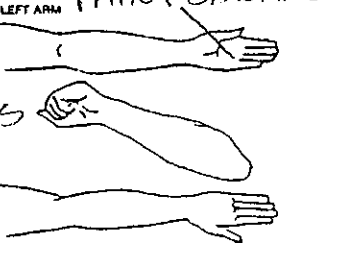
Drug Evaluation & Classification Training

XIX-8



Drug Influence Evaluation

000637

Evaluators BUSTRUM, ROB		DRE No 4212	Rolling Log No. 00-21-131												
Recorder/Witness BILL MORRISON		Crash: <input type="checkbox"/> Fatal	<input checked="" type="checkbox"/> None <input type="checkbox"/> Injury	<input type="checkbox"/> Property											
Deepest Name (Last, First, MI) GRAVES, JAY		DOB 6-8-82	Sex M	Race H	Arresting Officer (Name, ID No.) MORRISON, BILL MONT CO.										
Date Examined/Time/Location 7-2-2000 2200 DPD TRAFFIC DIV		Breath Results: 0.00 <input type="checkbox"/> Refused Instrument # 1234		Chemical Test <input checked="" type="checkbox"/> Urine <input type="checkbox"/> Blood <input type="checkbox"/> Refused											
Miranda Warning Given: <input checked="" type="checkbox"/> Yes <input type="checkbox"/> No		What have you eaten today? HAMBURGER	When? 6 PM	Have you been drinking? JUST WATER	How much? N/A										
By: R. BUSTRUM				Time of last drink? N/A											
Time now? ABOUT 10	When did you last sleep? LAST NIGHT	How long? 6	Are you sick or injured? <input type="checkbox"/> Yes <input checked="" type="checkbox"/> No		Are you diabetic or epileptic? <input type="checkbox"/> Yes <input checked="" type="checkbox"/> No										
Do you take insulin? <input type="checkbox"/> Yes <input checked="" type="checkbox"/> No		Do you have any physical defects? <input type="checkbox"/> Yes <input checked="" type="checkbox"/> No		Are you under the care of a doctor or dentist? <input type="checkbox"/> Yes <input checked="" type="checkbox"/> No											
Are you taking any medication or drugs? <input type="checkbox"/> Yes <input checked="" type="checkbox"/> No		Attitude COOPERATIVE BUT DAZED		Coordination VERY POOR COULD BARELY STAND											
		Breath CHEMICAL ODOR LIKE PAINT		Face PAINT SMEARS UPPER LIP AND CHIN											
Speech SLURRES / MUMBLES		Eyes: <input type="checkbox"/> Reddened Conjunctiva <input type="checkbox"/> Normal <input type="checkbox"/> Bloodshot <input checked="" type="checkbox"/> Watery		Blindness: <input checked="" type="checkbox"/> None <input type="checkbox"/> L Eye <input type="checkbox"/> R Eye											
Corrective Lens: <input type="checkbox"/> None <input type="checkbox"/> Glasses <input type="checkbox"/> Contacts, if so <input type="checkbox"/> Hard <input type="checkbox"/> Soft		Pupil Size: <input checked="" type="checkbox"/> Equal <input type="checkbox"/> Unequal (explain)		Able to follow stimulus: <input checked="" type="checkbox"/> Yes <input type="checkbox"/> No											
				Tracking: <input checked="" type="checkbox"/> Equal <input type="checkbox"/> Unequal											
				Eyelids: <input checked="" type="checkbox"/> Normal <input type="checkbox"/> Droopy											
Pulse & Time		HGN	Left Eye	Right Eye	Vertical Nystagmus? <input type="checkbox"/> Yes <input checked="" type="checkbox"/> No										
1. 104 / 2210		Lack of Smooth Pursuit	Yes	Yes	Convergence Right Eye  Left Eye 										
2. 102 / 2224		Max. Deviation	Yes	Yes											
3. 104 / 2240		Angle of Onset	30°	30°											
Romberg Balance Approx.  TEST STOPPED STAGGERED NEARLY FELL		Walk and Turn Test  TEST STOPPED COULD NOT STAND		Cannot Keep Balance Starts Too Soon <input checked="" type="checkbox"/> Stops Walking <input type="checkbox"/> Misses Heel-Toe <input type="checkbox"/> Steps Off Line <input type="checkbox"/> Raises Arms <input type="checkbox"/> Actual Steps Taken <table border="1" style="display: inline-table;"><tr><td>1st Nine</td><td>2nd Nine</td></tr><tr><td><input checked="" type="checkbox"/></td><td><input checked="" type="checkbox"/></td></tr><tr><td><input type="checkbox"/></td><td><input type="checkbox"/></td></tr><tr><td><input type="checkbox"/></td><td><input type="checkbox"/></td></tr><tr><td><input type="checkbox"/></td><td><input type="checkbox"/></td></tr></table>		1st Nine	2nd Nine	<input checked="" type="checkbox"/>	<input checked="" type="checkbox"/>	<input type="checkbox"/>	<input type="checkbox"/>	<input type="checkbox"/>	<input type="checkbox"/>	<input type="checkbox"/>	<input type="checkbox"/>
1st Nine	2nd Nine														
<input checked="" type="checkbox"/>	<input checked="" type="checkbox"/>														
<input type="checkbox"/>	<input type="checkbox"/>														
<input type="checkbox"/>	<input type="checkbox"/>														
<input type="checkbox"/>	<input type="checkbox"/>														
Internal Clock N/A Estimated At 30 Sec.		Describe Turn N/A		Cannot Do Test (Explain) UNABLE TO STAND HEEL-TOE											
Type of Footwear		Pupil Size		Room Light	Darkness										
		Left Eye		4.0	6.5										
		Right Eye		4.0	6.5										
		Hippus <input type="checkbox"/> Yes <input checked="" type="checkbox"/> No		Rebound Dilation <input type="checkbox"/> Yes <input checked="" type="checkbox"/> No											
				Reaction To Light NORMAL											
SUBJ. Used Right <input type="checkbox"/> Left <input checked="" type="checkbox"/> Palm of HAND TO TOUCH NOSE ON ALL TRIES		Nasal Area DROP PAINT UPPER LIP		Oral Cavity ODOR OF PAINT											
		Right Arm 		Left Arm 											
Blood Pressure 140 / 100 Temp 98.6		Muscle Tone: <input checked="" type="checkbox"/> Normal <input type="checkbox"/> Flaccid <input type="checkbox"/> Rigid		Attach Photos Of Fresh Puncture Marks											
Comments:		What Medicine or Drug Have You Been Using? SNIFFED a little Gold		How Much? NOT MUCH	Time of Use? ABOUT 8										
		Where Were The Drugs Used? (Location) IN THE PARK		Date/Time of Arrest 7-2-2000 2130	Time DRE Notified 2145										
Member Signature (Include Rank) R. Bustrum Sgd.		ID No. 4012	Eval Start Time 2200	Time Completed 2245											
Opinion of Evaluator: <input type="checkbox"/> Rule Out <input type="checkbox"/> Medical		<input type="checkbox"/> Alcohol <input type="checkbox"/> Depressant	<input type="checkbox"/> Stimulant <input type="checkbox"/> Hallucinogen	<input type="checkbox"/> PCP <input type="checkbox"/> Narcotic Analgesic	<input checked="" type="checkbox"/> Inebriant <input type="checkbox"/> Cannabis										

DRUG INFLUENCE EVALUATION

Page 2 of 2

LOG NO.	DRE: Sgt. Rob Bustrum	ARRESTEE: Jay Graves
1. LOCATION 2. WITNESS 3. BREATH TEST 4. NOTIFICATION / INTERVIEW ARRESTING OFCR. 5. INITIAL OBSERVATIONS 6. MEDICAL PROBLEMS 7. PSYCHOPHYSICAL 8. CLINICAL INDICATORS 9. SIGNS OF INGESTION 10. SUSPECTS STATEMENTS 11. OPINION 12. TOXICOLOGY SAMPLE 13. MISC.		
1. LOCATION: Examination of Jay Graves took place in the DPD Traffic Div.		
2. WITNESS: Arresting Officer Bill Morrison, Mont. Co.		
3. BREATH TEST: Arresting Officer Bill Morrison administered breath test to Graves the result was 0.00%.		
4. NOTIFICATION / INTERVIEW of ARRESTING OFFICER: Writer was contacted by radio and advised to return to the holding facility to conduct a DRE evaluation. Officer Morrison stated he had arrested the subject for failing to obey a traffic control device, at Colfax and 6th Ave. Subject was cooperative, dazed, and unable to perform the SFSTs. A can of Krylon Gold spray paint was found on the front seat of the subjects vehicle along paint soaked rags.		
5. INITIAL OBSERVATIONS: Writer observed subject seated in the DRE room, he appeared passive and dazed. Paint smears were visible on his hands chin and upper lip.		
6. MEDICAL PROBLEMS: None noted or stated		
7. PSYCHOPHYSICAL TESTS: Romberg Balance: Subject unable to perform test, and it was terminated for his safety. Walk and Turn: Subject unable to perform test, and it was terminated for his safety. One Leg Stand: Subject unable to perform test, and it was terminated for his safety. Finger to Nose: Subject was seated and used the palm of his hand to touch his nose on each attempt.		
8. CLINICAL INDICATORS: Subject had HGN, and Lack of Convergence. His pulse and blood pressure were above the normal range.		
9. SIGNS of INGESTION: Subject's breath had a strong chemical odor "like paint." There were paint smears on his face and hands.		
10. STATEMENTS: Subject was asked "how much paint did you sniff today?" He replied, "I sniffed a little gold - not to much - just a little bit". When asked when and where he'd sniffed, he replied, "about 8 o'clock in the park".		
11. OPINION of EVALUATOR: In my opinion Jay Graves is under the influence of an Inhalant and unable to operate a vehicle safely.		
12. TOXICOLOGICAL SAMPLE: Subject agreed to provide a urine sample.		
13. MISCELLANEOUS:		

000639

Drug Influence Evaluation

Evaluator ZARRAGA, JOSE		DRE No 0666	Rolling Log No. 00-08-151		
Recorder/Witness RICK LOMBARDI <small>stee's Name (Last, First, MI)</small>		Crash: <input type="checkbox"/> Fatal <input checked="" type="checkbox"/> None <input type="checkbox"/> Injury <input type="checkbox"/> Property			
LASHBURN, C.		DOB 9-1-84	Sex F	Race W	Arresting Officer (Name, ID No.) LOMBARDI, RICK Newport PD
Date Examined/Time/Location 12-7-2000 2000 STOCKTON PD		Breath Results: 003 <input type="checkbox"/> Refused Instrument # 1234		Chemical Test <input checked="" type="checkbox"/> Urine <input type="checkbox"/> Blood <input type="checkbox"/> Refused	
Miranda Warning Given: <input checked="" type="checkbox"/> Yes <input type="checkbox"/> No By: Rick Lombardi		What have you eaten today? Some PIZZA When? Right After school		Have you been drinking? Couple of Wine Coolers How much? 2 Time of last drink? 4 PM	
Time now? ABOUT 8 PM When did you last sleep? LAST NIGHT How long? Thrs		Are you sick or injured? I FEEL DIZZY AND WOOLZY <input checked="" type="checkbox"/> Yes <input type="checkbox"/> No		Are you diabetic or epileptic? <input type="checkbox"/> Yes <input checked="" type="checkbox"/> No	
Do you take insulin? <input type="checkbox"/> Yes <input checked="" type="checkbox"/> No		Do you have any physical defects? <input type="checkbox"/> Yes <input checked="" type="checkbox"/> No		Are you under the care of a doctor or dentist? <input type="checkbox"/> Yes <input checked="" type="checkbox"/> No	
Are you taking any medication or drugs? <input type="checkbox"/> Yes <input checked="" type="checkbox"/> No		Attitude COOPERATIVE VERY SLOW TO RESPOND		Coordination POOR STAGGERING	
Speech SLOW SLURRED AND LOW		Breath DISTINCT ODOR OF GASOLINE		Face FLUSHED	
Corrective Lens: <input checked="" type="checkbox"/> None <input type="checkbox"/> Glasses <input type="checkbox"/> Contacts, if so <input type="checkbox"/> Hard <input type="checkbox"/> Soft		Pupil Size: <input checked="" type="checkbox"/> Equal <input type="checkbox"/> Unequal (explain)		Blindness: <input checked="" type="checkbox"/> None <input type="checkbox"/> L Eye <input type="checkbox"/> R Eye	
Able to follow stimulus: <input checked="" type="checkbox"/> Yes <input type="checkbox"/> No		Tracking: <input checked="" type="checkbox"/> Equal <input type="checkbox"/> Unequal		Eyelids: <input checked="" type="checkbox"/> Normal <input type="checkbox"/> Droopy	
Pulse & Time		HGN	Left Eye	Right Eye	Vertical Nystagmus? <input type="checkbox"/> Yes <input checked="" type="checkbox"/> No
1. 100 / 2010		Lack of Smooth Pursuit	Yes	Yes	Convergence Right Eye (2) Left Eye (←)
2. 100 / 2024		Max. Deviation	Yes	Yes	
3. 100 / 2036		Angle of Onset	35°	35°	
Romberg Balance Approx. 3 Approx. 33 Approx. 3 CIRCULAR SWAY NEARLY FELL		Walk and Turn Test TEST STOPPED STEP #6 STAGGERED several steps		Cannot Keep Balance <input checked="" type="checkbox"/> <input checked="" type="checkbox"/> Starts Too Soon <input type="checkbox"/> <input type="checkbox"/> 1 st Nine 2 nd Nine Stops Walking <input type="checkbox"/> <input type="checkbox"/> Misses Heel-Toe <input checked="" type="checkbox"/> <input checked="" type="checkbox"/> Steps Off Line <input checked="" type="checkbox"/> <input checked="" type="checkbox"/> Raises Arms <input type="checkbox"/> <input type="checkbox"/> Actual Steps Taken 6	
Internal Clock 19 Estimated At 30 Sec.		Describe Turn		Cannot Do Test (Explain) TEST STOPPED when NEARLY FELL	
Type of Footwear Tennis Shoes		Nasal Area Runny NOSE. ODOR OF GASOLINE		Oral Cavity ODOR OF GASOLINE	
Pupil Size		Room Light	Darkness	Direct	Reaction To Light NORMAL
Left Eye		5.0	6.5	4.5	
Right Eye		5.0	6.5	4.5	
Hippus <input type="checkbox"/> Yes <input checked="" type="checkbox"/> No		Rebound Dilation <input type="checkbox"/> Yes <input checked="" type="checkbox"/> No			
Blood Pressure 146 / 104 Temp 98.8		Muscle Tone: <input checked="" type="checkbox"/> Normal <input type="checkbox"/> Flaccid <input type="checkbox"/> Rigid		Comments:	
it Medicine or Drug Have You Been Using? I didn't SNIFF ANYTHING		How Much?		Time of Use? I don't do GAS	
Where Were The Drugs Used? (Location) I didn't do it tonight.		Date/Time of Arrest 12-7-2000 1920hrs		Time DRE Notified 1920	
Eval Start Time 2000		Time Completed 2040		Member Signature (Include Rank) Jose Yarraga Sgt.	
ID No. 1411		Reviewed By: Paul Webb		Opinion of Evaluator:	
<input type="checkbox"/> Rule Out		<input type="checkbox"/> Alcohol		<input type="checkbox"/> Stimulant	
<input type="checkbox"/> Medical		<input type="checkbox"/> Depressant		<input type="checkbox"/> Hallucinogen	
<input type="checkbox"/> PCP		<input type="checkbox"/> Narcotic Analgesic		<input checked="" type="checkbox"/> Inhalant	
<input type="checkbox"/> Cannabis					

TEST STOPPED

NO VISIBLE MARKS

DRUG INFLUENCE EVALUATION		Page 2 of 2
LOG NO.	DRE: Jose Zarraga	ARRESTEE: C. Mashburn
1. LOCATION 2. WITNESS 3. BREATH TEST 4. NOTIFICATION / INTERVIEW ARRESTING OFCR. 5. INITIAL OBSERVATIONS 6. MEDICAL PROBLEMS 7. PSYCHOPHYSICAL 8. CLINICAL INDICATORS 9. SIGNS OF INGESTION 10. SUSPECTS STATEMENTS 11. OPINION 12. TOXICOLOGY SAMPLE 13. MISC.		
1. LOCATION: Examination of C. Mashburn took place in the DRE room, Central Testing Unit, Stockton P.D.		
2. WITNESS: Arnie Trotter, California Office of Traffic Safety		
3. BREATH TEST: Writer administered breath test to Mashburn the result was 0.03%.		
4. NOTIFICATION / INTERVIEW of ARRESTING OFFICER: Writer was the arresting officer.		
5. INITIAL OBSERVATIONS: Writer observed subject walking northbound in the northbound lane of traffic on State St. Vehicular traffic was moderate to heavy, and oncoming vehicles were forced to swerve to avoid her. She was staggering, stumbling, and reeling as she walked.		
6. MEDICAL PROBLEMS: None noted or stated		
7. PSYCHOPHYSICAL TESTS: Romberg Balance: Subject swayed approximately 3" in a circular manner, nearly fell and estimated 19 seconds as 30 seconds. Walk and Turn: Subject lost his balance during the instructions, staggered and nearly fell. The test was terminated for subject's safety. One Leg Stand: Test was terminated for the subject's safety. Finger to Nose: Subject was seated, and missed the tip of her nose each time. On #5 and #6 subject used the wrong finger.		
8. CLINICAL INDICATORS: Subject had HGN, and Lack of Convergence. Her pulse and blood pressure were above the normal range.		
9. SIGNS of INGESTION: Subject's breath had a strong odor of gasoline.		
10. STATEMENTS: Subject was asked "where did you sniff the gasoline?" She replied, "I didn't sniff anything, I don't do gas." Subject was then told that there was an odor of gasoline on her breath and asked "what time did you sniff the gas?" She replied, "I didn't do it tonight."		
11. OPINION of EVALUATOR: In my opinion C. Mashburn is under the influence of Alcohol and an Inhalant and unable to operate a vehicle safely.		
12. TOXICOLOGICAL SAMPLE: Subject agreed to provide a urine sample.		
13. MISCELLANEOUS:		

Sixty Minutes

SESSION XX

PRACTICE: VITAL SIGNS EXAMINATIONS

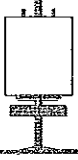
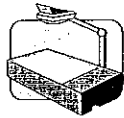

SESSION XX PRACTICE: VITAL SIGNS EXAMINATIONS



Upon successfully completing this session, the participants will be able to:


- o Conduct examinations of pulse and blood pressure.
- o Articulate the vital signs examination procedures.
- o Document the results of the vital signs examinations.

Content SegmentsLearning Activities

- | | |
|--------------------------------|--------------------------------|
| A. Procedures For This Session | o Instructor Led Presentations |
| B. Pulse Measurements | o Students Hands On Practice |
| C. Blood Pressure Measurements | o Instructor Led Coaching |
| D. Session Wrap Up | o Student Led Coaching |

Aides	Lesson Plan	Instructor Notes
  <p data-bbox="183 588 341 661">XX-O (Objectives)</p>  <p data-bbox="183 766 349 798">10 Minutes</p>	<p data-bbox="414 304 795 367">PRACTICE: VITAL SIGNS EXAMINATIONS</p> <p data-bbox="414 693 893 724">A. Procedures For This Session</p> <ol style="list-style-type: none"> <li data-bbox="446 840 925 903">1. Participants will work in three or four member teams. <ol style="list-style-type: none"> <li data-bbox="503 976 925 1186">a. At any given time, one member of the team will be engaged in conducting and recording vital signs examinations of another member. <li data-bbox="503 1228 925 1365">b. The remaining member(s) will help coach and critique the student who is conducting the examinations. <li data-bbox="503 1407 925 1512">c. Students will take turns serving as test administrator, test subject and coach. <li data-bbox="446 1543 885 1617">2. Teams initially will practice taking one another's <u>pulse</u>. 	<p data-bbox="982 304 1356 367">Total Lesson Time: Approximately 60 Minutes</p> <p data-bbox="982 409 1380 472">Point out "Practice Sessions" wallchart.</p> <p data-bbox="982 514 1380 619">Briefly review the objectives, content and activities of this session.</p> <p data-bbox="982 829 1388 934">REFER TO CHAPTER VII IF THERE ARE ANY QUESTIONS ON VITAL SIGNS.</p> <p data-bbox="982 976 1323 1008"><u>Make</u> team assignments.</p> <p data-bbox="982 1228 1404 1365"><u>Emphasize</u> that students can help each other learn by pointing out errors of omission or commission.</p> <p data-bbox="982 1543 1421 1827"><u>Point out</u> that the student who is "coaching" should simultaneously take the subject's pulse along with the test administrator. Example: administrator can take pulse at subject's left wrist, coach can take it at subject's right wrist.</p>

Aides	Lesson Plan	Instructor Notes
 20 Minutes	<p>3. Teams subsequently will practice taking one another's <u>blood pressure</u>.</p> <p>4. Students will record their measurements, using the Vital Signs Examination Data Sheet.</p> <p>B. Pulse Measurements</p>	<p>Then, the administrator and coach can compare the measurements they obtain.</p> <p><u>Demonstrate</u> this, using a student subject and two instructors.</p> <p><u>NOTE:</u> If specially designed training stethoscopes are available, the student coach can "listen in" on the blood pressure measurements being taken by the student administrator.</p> <p><u>Hand out</u> copies of the Vital Signs Examination Data Sheet to each student.</p> <p>Solicit students' questions concerning procedures for this practice session.</p>
 25 Minutes	<p>C. Blood Pressure Measurements</p>	<p><u>Monitor</u> teams and coach students as necessary and appropriate.</p> <p>Terminate this segment after 20 minutes, or after each student has administered a pulse measurement to each of their team members (whichever comes first).</p> <p><u>Monitor</u> teams and coach students as necessary and appropriate.</p> <p>If a training Stethoscope is available, "listen in" on occasional blood pressure measurements to verify that the students are taking accurate measurements.</p>

Aides	Lesson Plan	Instructor Notes
 5 Minutes	<p>D. Session Wrap up</p>	<p>Terminate this segment after 25 minutes, or after each student has measured the blood pressure of each member of their team (whichever comes first).</p> <p><u>Offer</u> appropriate comments and observations about the students' performance.</p> <p>Solicit students' comments concerning the practice session.</p>

VITAL SIGNS EXAMINATIONS DATA SHEET

EXAMINER'S NAME _____

DATE ____ / ____ / ____

PULSE MEASUREMENTS

BLOOD PRESSURE MEASUREMENTS

SUBJECT'S NAME _____ SUBJECT'S NAME _____

TIME _____ TIME _____

PULSE POINT USED _____ SYSTOLIC _____

BEATS PER MINUTES _____ DIASTOLIC _____

SUBJECT'S NAME _____ SUBJECT'S NAME _____

TIME _____ TIME _____

PULSE POINT USED _____ SYSTOLIC _____

BEATS PER MINUTES _____ DIASTOLIC _____

SUBJECT'S NAME _____ SUBJECT'S NAME _____

TIME _____ TIME _____

PULSE POINT USED _____ SYSTOLIC _____

BEATS PER MINUTES _____ DIASTOLIC _____

Session XX

Practice: Vital Signs Examinations




Practice: Vital Signs Examinations

Upon successfully completing this session, the participants will be able to:

- Conduct examinations of pulse and blood pressure
- Articulate the vital signs examination procedures
- Document the results of the vital signs examinations

Drug Evaluation & Classification Training

XX-3



One Hour and Twenty-Five Minutes

SESSION XXI

CANNABIS

SESSION XXI CANNABIS

Upon successfully completing this session, the participant will be able to:

- o Explain a brief history of Cannabis.
- o Identify common names and terms associated with Cannabis.
- o Identify common methods of administration for Cannabis.
- o Explain the symptoms, observable signs and other effects associated with Cannabis.
- o Explain the typical time parameters, i.e., onset and duration of effects, associated with Cannabis.
- o State the clues that are likely to emerge when the Drug Evaluation and Classification Process is conducted for a person under the influence of Cannabis.
- o Correctly answer the "topics for study" questions at the end of this Section.

Content Segments

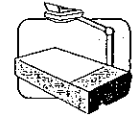
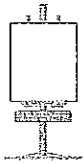
Learning Activities

- | | | | |
|----|------------------------------------|---|--|
| A. | Overview of the Category | o | Instructor Led Presentations |
| B. | Possible Effects | o | Review of Drug Evaluation and Classification Exemplars |
| C. | On-Set and Duration of Effects | o | Reading Assignments |
| D. | Overdose Signs and Symptoms | o | Video Presentations (If Available) |
| E. | Expected Results of the Evaluation | o | Slide Presentations |

Aides

Lesson Plan

Instructor Notes



XXI-OA&B
(Objectives)



10 Minutes



CANNABIS

- A. Overview of the Category
1. "Cannabis" is a category of drugs derived primarily from various species of Cannabis plants, such as Cannabis Sativa and Cannabis Indica.
 - a. Cannabis grows readily throughout the temperate zones of the world
 - b. It has been cultivated for centuries.
 2. The primary psychoactive ingredient in Cannabis is Delta-9 Tetrahydrocannabinol.
 - a. THC is found principally in the leaves and flowers of the plant rather than in the stem or branches.
 - b. Different varieties of the Cannabis have different concentrations of THC.

Total Lesson Time:
Approximately 85 Minutes

Session title on wall chart.

Briefly review the objectives, content and activities of this session.

If available, display 35 mm slides of Cannabis plants, leaves, flowers, etc.

INSTRUCTORS NOTE: Some jurisdictions as well as botanists don't recognize Cannabis Indica as a separate plant species.

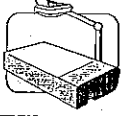
Example: At the first permanent English settlement in America, Jamestown, VA, where it was grown to produce hemp.

Point out: "Δ-9 THC" on wall chart.


18-20% in a Northern California Study


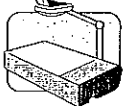
28-30% - Indoor Cultivated


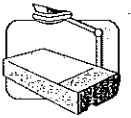
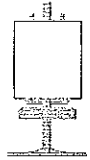
35-37% Long Beach, CA Study in 1988-89


Aides	Lesson Plan	Instructor Notes
 <p data-bbox="212 592 358 695">XXI-1 ("Forms of Cannabis")</p>	<p data-bbox="537 310 971 485">c. One variety that has a relatively high concentration of THC is <u>Sinsemilla</u>, which is the unfertilized female Cannabis Sativa plant.</p> <p data-bbox="483 520 862 590">3. There are four principal forms of Cannabis.</p> <p data-bbox="537 632 889 701">a. <u>Marijuana</u> - The dried leaves of the plant.</p> <p data-bbox="537 737 964 947">b. <u>Hashish</u> - Basically a concentrated version of Marijuana, produced by crushing and boiling the leaves and allowing them to dry into a semi-solid mass.</p> <p data-bbox="537 982 971 1087">c. <u>Hashish Oil</u> - Also known as "Hash Oil", a liquid extracted from Hashish.</p> <p data-bbox="537 1123 954 1373">d. <u>Marinol</u> (or Dronabinol) - A synthetic form of THC. This is a prescriptive drug used to inhibit vomiting. It is prescribed for certain cancer patients undergoing chemotherapy.</p> <p data-bbox="574 1409 951 1514">Nabilone - A synthetic form of THC and is used as an anti-vomiting agent.</p> <p data-bbox="472 1549 889 1619">4. Cannabis has some limited medical applications.</p> <p data-bbox="521 1654 883 1793">a. It lowers intraocular pressure, which can be helpful for Glaucoma patients.</p>	<p data-bbox="1024 310 1451 457"><u>Explanatory note:</u> "Sinsemilla" is a Spanish derivative of the latin expression "sine semina" meaning "without seed".</p> <p data-bbox="1024 527 1435 562">Show Slides - of Special Types</p> <p data-bbox="1013 1129 1435 1310">"Dronabinol" is the generic, or chemical name for the synthetic THC. "Marinol" is the trade name used by the Roxane Laboratories, Inc.</p> <p data-bbox="1008 1661 1349 1730">"Intraocular": within the eyeball.</p> <p data-bbox="1008 1766 1419 1906">Cannabis lowers the intraocular pressure by dilating in size the blood vessels of the eyes (more size- less pressure).</p>

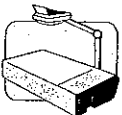
Aides	Lesson Plan	Instructor Notes
	<p>b. It suppresses nausea, and sometimes is recommended for cancer patients to relieve the nausea accompanying chemotherapy.</p> <p>c. <u>Cannabidiol</u>, a non-psychoactive ingredient found in Cannabis, is used in treating Epilepsy; it helps to inhibit seizures.</p> <p>d. Cannabis has also had some limited medical applications as:</p> <ul style="list-style-type: none"> o an appetite enhancer for victims of Anorexia Nervosa; o a muscle relaxant; o a tumor growth retardant. <p>5. Marijuana usually is smoked.</p> <p>6. Marijuana, Hashish and Hash oil also can be ingested orally, for example, baked in cookies or brownies and eaten.</p> <p>7. In controlled studies, passive inhalation of Marijuana smoke has resulted in behavioral effects as well as a measurable amount in toxicology samples. Study does not address quantitative amount of physical impairment.</p>	<p>This causes reddening of the conjunctive.</p> <p>Marijuana has been legalized for medical treatment in some states including Arizona, Oregon, and California</p> <p>Solicit students' comments and questions concerning this overview of Cannabis.</p>

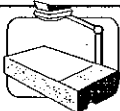
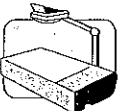
Aides	Lesson Plan	Instructor Notes
 5 Minutes	<p>B. Possible Effects</p> <ol style="list-style-type: none"> 1. One major effect of Marijuana is that it appears to interfere with a person's ability to <u>pay attention</u>. <ol style="list-style-type: none"> a. People under the influence of Marijuana simply seem not to pay attention, or to have very brief attention spans. b. In particular, they do not divide their attention very successfully. c. This can make them very unsafe drivers, since driving requires the ability to divide attention among many simultaneous tasks, i.e. <ul style="list-style-type: none"> o steering o operating the accelerator o signaling o observing other traffic o recognizing traffic control devices o shifting d. People under the influence of Marijuana may attend to one or a few of these driving tasks, but simply ignore the other tasks. 	<p><u>Clarification:</u> They have a difficult time dealing with more than one or two tasks at once.</p> <p><u>Ask</u> students: "What are some of the things that drivers have to do simultaneously?"</p> <p>Loss of depth perception would be demonstrated by stopping improperly. Short attention span would be indicated by erratic speeds, failing to maintain a single lane and stopping for a red light then continuing on.</p>

Aides	Lesson Plan	Instructor Notes
 <p data-bbox="180 1220 331 1253">5 Minutes</p>  <p data-bbox="177 1362 350 1465">XXI-2 ("On-set and Duration")</p>	<p data-bbox="508 331 935 611">e. Because Marijuana impairs attention, Standardized Field Sobriety Tests like Walk and Turn and One Leg Stand are excellent tools for recognizing people under the influence of Marijuana.</p> <p data-bbox="456 653 873 686">2. Other effects of Marijuana.</p> <p data-bbox="508 726 873 760">a. Diminished inhibitions</p> <p data-bbox="508 800 935 863">b. Impaired perception of time and space</p> <p data-bbox="508 903 756 936">c. Disorientation</p> <p data-bbox="508 976 740 1010">d. Body tremors</p> <p data-bbox="508 1050 756 1083">e. Eyelid tremors</p> <p data-bbox="418 1150 911 1184">C. Onset and Duration of Effects</p> <p data-bbox="456 1293 854 1430">1. Persons begin to feel and exhibit the effects within 8-9 seconds after smoking Marijuana.</p> <p data-bbox="456 1503 881 1566">2. The effects reach their peak within 10-30 minutes.</p> <p data-bbox="456 1608 922 1818">3. Depending on the amount smoked and on the concentration of THC in the Marijuana, the person will continue to feel and exhibit the effects for 2 - 3 hours.</p>	<p data-bbox="987 478 1406 611"><u>Remind</u> students that WAT and OLS are <u>divided attention</u> Standardized Field Sobriety Tests.</p> <p data-bbox="987 800 1406 968"><u>Point out</u> that this may become evident when the suspect attempts to estimate the passage of 30 seconds when performing the Romberg test.</p> <p data-bbox="987 1010 1406 1115">Solicit students' comments or questions concerning possible effects of Marijuana.</p> <p data-bbox="987 1503 1406 1713"><u>NOTE:</u> A 1985 Stanford University study shows pilots have difficulty in holding patterns and in lining up with runways for up to 24 hours after using Marijuana.</p>

Aides	Lesson Plan	Instructor Notes
	<p>4. Generally, the person will feel "normal" within 3-6 hours after smoking Marijuana.</p> <p>a. The user may be impaired long after the euphoric feelings have ceased.</p>	<p>In 1990 - a second Stanford University Study shows: Marijuana impaired performance at .25, 4, 8, 24 hours after smoking. While 7 of the 9 pilots showed some degree of impaired at 24 hours after smoking Cannabis, only one reported any awareness of the drugs effects.</p>
 <p>XXI-3</p>	<p>5. Note that blood and urine tests will continue to disclose evidence of the use of Marijuana long after the effects of Marijuana have disappeared.</p> <p>a. Blood tests may disclose Marijuana use for at least 3 days after smoking.</p> <p>b. Urine tests may indicate the presence of metabolites of THC for a month or more.</p> <p>c. There are two important metabolites, or chemical by-products of THC.</p> <p>o <u>Hydroxy THC</u>, which causes the user to feel euphoric.</p> <p>o <u>Carboxy THC</u>, there is no evidence at this time that it is psychoactive.</p> <p>d. Hydroxy THC usually is eliminated from the blood plasma within six hours.</p> <p>e. Carboxy THC may be found in the blood plasma for several days following Marijuana use.</p>	<p>Source Marijuana Alert, Peggy Mann (Bibliography)</p> <p>NIDA Study, "Blood Brain Barrier"</p> <p>Solicit students' comments and questions concerning onset and duration factors.</p> <p>Write "Hydroxy THC: Causes Impairment and Euphoria" on the chalkboard or flip chart.</p>
		

Aides	Lesson Plan	Instructor Notes
 5 Minutes	<p>6. Cannabis is a fat soluble (i.e., it dissolves easily into fatty tissue); therefore, it can remain for long periods in the brain tissue, which is about one-third fat.</p> <p>7. Cannabis principally is eliminated from the body in feces and urine.</p> <p>D. Overdose Signs and Symptoms</p> <ol style="list-style-type: none"> 1. Excessive or long term use of Marijuana can have very undesirable consequences. 2. Marijuana has been observed to produce sharp personality changes, especially in adolescent users. 3. It can create paranoia and possible psychosis. 4. Long term effects include: <ol style="list-style-type: none"> a. Lung damage b. Chronic Bronchitis c. Lowering of Testosterone (male sex hormone) d. Possible birth defects, still births and infant deaths e. Acute anxiety attacks f. Chronic reduction of attention span 	<p>Ask students: "Is there danger of death from Cannabis overdose?"</p> <p>Answer: It is not likely that there is a <u>direct</u> risk of death from an overdose. However, persons impaired by Cannabis may <u>behave</u> in foolishly dangerous ways, and become injured or killed as a result.</p>

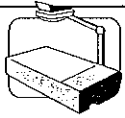
Aides	Lesson Plan	Instructor Notes
<p style="text-align: center;">●</p> <p style="text-align: center;">60 Minutes</p>  <p>XXI-3A ("SFST Evidence")</p>	<ul style="list-style-type: none"> g. Increased sensitivity h. Research indicates that life threatening overdoses rarely if ever occur. i. Withdrawal - is similar to alcohol dependence withdrawal. j. Physical dependence can occur with chronic use. <p>E. Expected Results of the Evaluation</p> <ul style="list-style-type: none"> 1. Observable evidence of impairment <ul style="list-style-type: none"> a. Standardized Field Sobriety Tests <ul style="list-style-type: none"> o neither Horizontal nor Vertical Gaze Nystagmus will be present. o performance on the Walk and Turn and One Leg Stand tests will be impaired. o performance on the Romberg and Finger to Nose tests will be impaired. 	<p>Solicit students' questions concerning signs and symptoms of Cannabis overdose.</p> <p><u>But</u> remind students that Marijuana users often drink alcohol in conjunction with their smoking, and that others often lace their Marijuana with PCP. Either combination would cause Nystagmus.</p> <p><u>Point out</u> that, with suspects under the influence of Marijuana, poor performance on these tests usually will result principally from their inability to divide attention, and less so from impaired coordination or balance.</p> <p><u>Remind</u> students to be especially alert for evidence of the suspect's distorted perception of time when performing the Romberg test.</p>

Aides	Lesson Plan	Instructor Notes
 <p data-bbox="181 401 349 499">XXI-3B ("General Indicators")</p>	<p data-bbox="509 327 824 359">b. General indicators:</p> <ul style="list-style-type: none"> <li data-bbox="561 401 943 499">o odor of burnt Marijuana on suspect's breath, clothing, etc. <li data-bbox="561 541 951 640">o marked reddening of the Conjunctiva (white part of the eyeball) <p data-bbox="509 1041 919 1140">c. Marijuana debris (leaves, seeds, etc.) in mouth or on clothing:</p> <ul style="list-style-type: none"> <li data-bbox="561 1182 792 1213">o body tremors <li data-bbox="561 1220 805 1251">o disorientation <li data-bbox="561 1257 867 1289">o relaxed inhibitions <li data-bbox="561 1295 805 1352">o muscle tone is normal 	<p data-bbox="995 401 1393 468"><u>NOTE:</u> Odor of Marijuana is similar to odor of burnt rope.</p> <p data-bbox="995 541 1385 609">Properly called Conjunctival Injection.</p> <p data-bbox="995 646 1398 856">This should not be confused with conjunctivitis which is a disease of the eye. The vasodilation is the primary cause of the reddening of the eyes not the Cannabis smoke.</p> <p data-bbox="995 894 1417 993">Visine causes vaso-constriction in the eyes and is often used to reduce the reddening.</p>
 <p data-bbox="181 1465 370 1564">XXI-3C ("Eye Examinations")</p>	<p data-bbox="456 1392 902 1459">2. Evidence associated with the physiologic examinations.</p> <p data-bbox="509 1497 813 1528">a. Eye examinations:</p> <ul style="list-style-type: none"> <li data-bbox="561 1570 894 1669">o Lack of Convergence generally will be evident. <li data-bbox="561 1711 935 1810">o pupil size generally will be dilated or possibly normal. <li data-bbox="561 1852 906 1919">o pupil reaction to light will be normal. 	<p data-bbox="995 1711 1409 1921">The content and potency could effect pupil size. The higher THC content will increase the likelihood of pupil dilation. However, Cannabis does not cause pupil constriction.</p>

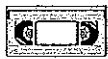
Aides

Lesson Plan

Instructor Notes



XXI-4
("Cannabis
Symptomatology
Chart")



3. Summary

4. Demonstrations

- a. Video tape demonstrations
(if available)
- b. Drug Evaluation and
Classification exemplar
demonstrations.

Show video tape of suspect(s) under the influence of Cannabis. Relate behavior/ observations to the symptomatology chart.

Refer students to the exemplars found at the end of Section XXI of their student manuals.

Solicit students' comments and questions concerning expected results of the evaluation.

Session XXI

Cannabis



Cannabis

Upon successfully completing this session, the participant will be able to:

- Explain a brief history of Cannabis
- Identify common names and terms associated with Cannabis
- Identify common methods of administration for Cannabis
- Explain the symptoms, observable signs and other effects associated with Cannabis

Drug Evaluation & Classification Training

XXI-0A

Cannabis (continued)

- Explain the typical time parameters, i.e., on-set and duration of effects, associated with Cannabis
- State the clues that are likely to emerge when the drug evaluation and classification process is conducted for a person under the influence of Cannabis
- Correctly answer the "topics for study" questions at the end of this section

Drug Evaluation & Classification Training

XXI-0B

Forms of Cannabis



Marijuana



Hashish



Hashish oil



Marinol

Drug Evaluation & Classification Training

XXI-1

On-set and Duration of Marijuana's Effects



- 8-9 seconds - User begins to feel and exhibit effects
- 10-30 minutes - Peak effects are reached
- 2-3 hours - User continues to feel and exhibit effects
- 3-6 hours - User feels "normal"

Note: for days later, blood and urine tests will continue to disclose evidence of marijuana use

Drug Evaluation & Classification Training

XXI-2

Metabolites of THC

- Hydroxy THC
Causes impairment and euphoria
- Carboxy THC
Causes impairment but no euphoria

Drug Evaluation & Classification Training

XXI-3

Evaluation of Suspects Under the Influence of Cannabis

SFST Evidence:

- HGN or VGN - none
- Impaired performance will be evident on Walk and Turn and One Leg Stand
- Impaired performance will be evident on Romberg and Finger to Nose

Drug Evaluation & Classification Training XXI-3A

Evaluation of Suspects Under the Influence of Cannabis

General Indicators:

- Odor of marijuana
- Marked reddening of conjunctiva
- Marijuana debris in mouth
- Body tremors
- Disorientation
- Relaxed inhibitions

Drug Evaluation & Classification Training XXI-3B

Evaluation of Suspects Under the Influence of Cannabis

Eye Examinations:

- Lack of Convergence present
- Pupil size will be dilated*
- Pupil reaction to light will be normal

*possibly normal

Drug Evaluation & Classification Training XXI-3C

Evaluation of Suspects Under the Influence of Cannabis

Vital Signs:

- Blood pressure up
- Pulse up
- Body temperature normal


Drug Evaluation & Classification Training XXI-3D

Cannabis Symptomatology Chart

HGN	None
VGN	None
Lack of Convergence	Present
Pupil Size	Dilated*
Reaction to Light	Normal
Pulse Rate	Up
Blood Pressure	Up
Temperature	Normal
Muscle Tone	Normal

* Or possibly normal

Drug Evaluation & Classification Training XXI-4



000663

Drug Influence Evaluation

Evaluator CONRAD, MURRAY	DRE No 1121	Rolling Log No. 00-15-025
Recorder/Witness Bursten, Dave	Crash: <input type="checkbox"/> Fatal <input checked="" type="checkbox"/> None <input type="checkbox"/> Injury <input type="checkbox"/> Property	

Subject's Name (Last, First, MI) MARK, KEN	DOB 5-23-42	Sex M	Race B	Arresting Officer (Name, ID No.) BURSTEN, D. 909 ISP
--	-----------------------	-----------------	------------------	--

Date Examined/Time/Location 11-5-00 2200 MARIONCITY S.O.	Breath Results: 0.00 <input type="checkbox"/> Refused Instrument # 1234	Chemical Test <input type="checkbox"/> Refused <input checked="" type="checkbox"/> Urine <input type="checkbox"/> Blood
--	--	--

Miranda Warning Given: <input checked="" type="checkbox"/> Yes <input type="checkbox"/> No By: M. CONRAD	What have you eaten today? COUPLE OF HOT DOGS	When? Around 5PM	Have you been drinking? Nothing At All	How much? N/A	Time of last drink? N/A
--	---	----------------------------	--	-------------------------	-----------------------------------

Time now? About 10:30PM	When did you last sleep? LAST NIGHT	How long? 6 hrs.	Are you sick or injured? Hell NO I Feel Great.	Are you diabetic or epileptic? <input type="checkbox"/> Yes <input checked="" type="checkbox"/> No NO, ARE YOU?
--------------------------------	---	----------------------------	--	--

Do you take insulin? <input type="checkbox"/> Yes <input checked="" type="checkbox"/> No NO And I don't take a lot of st	Do you have any physical defects? <input type="checkbox"/> Yes <input checked="" type="checkbox"/> No Hell Im Arnold Swarthneger	Are you under the care of a doctor or dentist? <input type="checkbox"/> Yes <input checked="" type="checkbox"/> No
---	---	---

Are you taking any medication or drugs? <input type="checkbox"/> Yes <input checked="" type="checkbox"/> No Drugs! Hell NO!	Attitude Boisterous but fairly cooperative	Coordination nearly fell several times
--	--	--

Speech loud and boisterous	Eyes: <input type="checkbox"/> Reddened Conjunctiva <input type="checkbox"/> Normal <input checked="" type="checkbox"/> Bloodshot <input type="checkbox"/> Watery	Blindness: <input checked="" type="checkbox"/> None <input type="checkbox"/> L Eye <input type="checkbox"/> R Eye	Tracking: <input checked="" type="checkbox"/> Equal <input type="checkbox"/> Unequal
--------------------------------------	---	--	---

Corrective Lens: <input checked="" type="checkbox"/> None <input type="checkbox"/> Glasses <input type="checkbox"/> Contacts, if so <input type="checkbox"/> Hard <input type="checkbox"/> Soft	Pupil Size: <input checked="" type="checkbox"/> Equal <input type="checkbox"/> Unequal (explain)	Able to follow stimulus: <input checked="" type="checkbox"/> Yes <input type="checkbox"/> No	Eyelids: <input checked="" type="checkbox"/> Normal <input type="checkbox"/> Droopy
---	--	--	--

Pulse & Time 1. 106, 2210	HGN Lack of Smooth Pursuit NO	Left Eye NO	Right Eye NO	Vertical Nystagmus? <input type="checkbox"/> Yes <input checked="" type="checkbox"/> No	One Leg Stand TEST STOPPED NEARLY FELL
2. 106, 2227	Max. Deviation NO	Right Eye NO	Convergence Right Eye Left Eye		
3. 104, 2240	Angle of Onset NONE	Left Eye NONE			

Romberg Balance Approx. 35 Terminated after 10 sec's staggered NEARLY FELL	Walk and Turn Test LEGS SHAKING BADLY, NEARLY FELL TEST STOPPED #5	Cannot Keep Balance <input checked="" type="checkbox"/> Starts Too Soon <input checked="" type="checkbox"/>	1 st Nine <input checked="" type="checkbox"/> 2 nd Nine <input checked="" type="checkbox"/>	L <input checked="" type="checkbox"/> R <input type="checkbox"/> Sways While Balancing
		Stops Walking <input checked="" type="checkbox"/> Misses Heel-Toe <input checked="" type="checkbox"/> Steps Off Line <input checked="" type="checkbox"/> Raises Arms <input checked="" type="checkbox"/>	Actual Steps Taken	<input type="checkbox"/> Uses Arms to Balance <input type="checkbox"/> Hopping <input checked="" type="checkbox"/> Puts Foot Down

Internal Clock N/A Estimated At 30 Sec.	Describe Turn N/A	Cannot Do Test (Explain) Nearly Fell TEST Terminated	Type of Footwear LOAFERS
---	-----------------------------	--	------------------------------------

<input type="radio"/> Right <input type="radio"/> Left Draw lines from spot touched 	Pupil Size	Room Light	Darkness	Direct	Nasal Area CLEAR
	Left Eye	5.5	7.0	5.0-7.5	Oral Cavity CLEAR
	Right Eye	5.5	7.0	5.0-7.5	
	Hippus <input type="checkbox"/> Yes <input checked="" type="checkbox"/> No	Rebound Dilation <input checked="" type="checkbox"/> Yes <input type="checkbox"/> No	Reaction To Light NORMAL		

Blood Pressure 154 / 106 Temp 98.6	Muscle Tone: <input checked="" type="checkbox"/> Normal <input type="checkbox"/> Flaccid <input type="checkbox"/> Rigid	Comments:	Attach Photos Of Fresh Puncture Marks NO VISIBLE MARKS
--	---	-----------	--

Medicine or Drug Have You Been Using? NOT HASSLE ME. THIS IS BS	How Much? NOT MUCH. JUST A LITTLE	Time of Use? NO I AMN'T SAYING	Where Were The Drugs Used? (Location) NO ANSWER
---	---	---------------------------------------	---






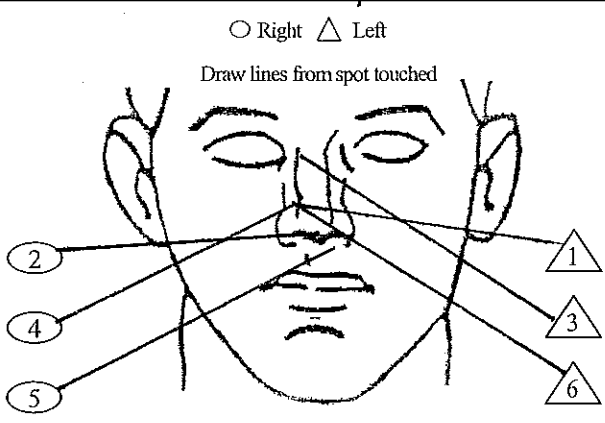

Date/Time of Arrest 11-5-00 2115	Time DRE Notified 2150	Eval Start Time 2200	Time Completed 2245
Member Signature (Include Rank) Murray Conrad	ID No. 4664	Reviewed By: S. Toland	

Opinion of Evaluator: <input type="checkbox"/> Rule Out <input type="checkbox"/> Medical <input type="checkbox"/> Alcohol <input type="checkbox"/> Depressant <input type="checkbox"/> Stimulant <input type="checkbox"/> Hallucinogen <input type="checkbox"/> PCP <input type="checkbox"/> Narcotic Analgesic <input type="checkbox"/> Inhalant <input checked="" type="checkbox"/> Cannabis

DRUG INFLUENCE EVALUATION		Page 2 of 2
LOG NO.	DRE: Murray Conrad	ARRESTEE: Ken Clark
1. LOCATION 2. WITNESS 3. BREATH TEST 4. NOTIFICATION / INTERVIEW ARRESTING OFCR. 5. INITIAL OBSERVATIONS 6. MEDICAL PROBLEMS 7. PSYCHOPHYSICAL 8. CLINICAL INDICATORS 9. SIGNS OF INGESTION 10. SUSPECTS STATEMENTS 11. OPINION 12. TOXICOLOGY SAMPLE 13. MISC.		
1. LOCATION: Examination of Ken Clark took place in the DRE room, Marion County Jail.		
2. WITNESS: Arresting Officer: Trooper David Bursten, Indiana State Police		
3. BREATH TEST: Arresting officer administered breath test to Clark the result was 0.00%.		
4. NOTIFICATION / INTERVIEW of ARRESTING OFFICER: Writer was contacted by radio and advised to return to the holding facility to conduct a DRE evaluation. Trooper Bursten stated he had observed the subject for operating a vehicle at a high rate of speed east bound on Purdue Ave. and weaving around slower traffic. Subject seemed unconcerned about being stopped and readily admitted driving fast. Subject stated, "I'm just out to enjoy myself tonight!"		
5. INITIAL OBSERVATIONS: Writer observed subject seated in the breathalyzer room and was laughing loudly and repeatedly saying "The machine says I'm not drunk." There was also reddening of the conjunctiva.		
6. MEDICAL PROBLEMS: None noted or stated		
7. PSYCHOPHYSICAL TESTS: Romberg Balance: Subject unable to perform test, and it was terminated for his safety. Walk and Turn: Subject unable to perform test, and it was terminated for his safety. One Leg Stand: Subject unable to perform test, and it was terminated for his safety. Finger to Nose: Subject was seated and missed the tip of his nose on each attempt. Subject also exhibited eyelid tremors.		
8. CLINICAL INDICATORS: Subject had lack of convergence, pupils were dilated in near total darkness and rebound dilation was observed. Subject's pulse and blood pressure were above the normal range.		
9. SIGNS of INGESTION: Subject's breath had an odor of marijuana.		
10. STATEMENTS: Subject initially denied using any drugs. When told he looked and acted like someone who had smoked marijuana, he giggled and said, "come on, don't hassle me: this is bullshit." When asked how much pot he smoked, he replied, "not much just a little." When asked where he smoked, subject paused and said, "No, I ain't saying no more."		
11. OPINION of EVALUATOR: In my opinion Ken Clark is under the influence of a Cannabis and unable to operate a vehicle safely.		
12. TOXICOLOGICAL SAMPLE: Subject agreed to provide a urine sample.		
13. MISCELLANEOUS: Subject maintained a jovial and boisterous attitude throughout the entire evaluation		

000665

Drug Influence Evaluation

Evaluator John Clark		DRE No 1122		Rolling Log No 00-11-0129		
Recorder/Witness Graham, G. CHP		Crash: <input checked="" type="checkbox"/> None <input type="checkbox"/> Fatal <input type="checkbox"/> Injury <input type="checkbox"/> Property				
Arrestee's Name (Last, First, MI) Peltier, Charles E.		DOB 5-16-1970	Sex M	Race B	Arresting Officer (Name, ID No.) Graham, G. #703 CHP	
Date Examined/Time/Location 9-11-2000 2320 Parker Center LAPD		Breath Results: 0.06 <input type="checkbox"/> Refused Instrument # 1234		Chemical Test <input checked="" type="checkbox"/> Urine <input type="checkbox"/> Blood <input type="checkbox"/> Refused		
Miranda Warning Given: <input checked="" type="checkbox"/> Yes <input type="checkbox"/> No	What have you eaten today? CHICKEN CHOW MEIN 3 hrs ago	When? 3 hrs ago	Have you been drinking? Yes How much? Couple glasses wine	Time of last drink? 2 hrs ago		
By: C. John	Time now? I have last night no idea	When did you last sleep? I think	How long? 5 hrs.	Are you sick or injured? <input type="checkbox"/> Yes <input checked="" type="checkbox"/> No NO and	Are you diabetic or epileptic? <input type="checkbox"/> Yes <input checked="" type="checkbox"/> No NO why dont you let me go	
Do you take insulin? <input type="checkbox"/> Yes <input checked="" type="checkbox"/> No	Do you have any physical defects? <input type="checkbox"/> Yes <input checked="" type="checkbox"/> No		Are you under the care of a doctor or dentist? <input type="checkbox"/> Yes <input checked="" type="checkbox"/> No			
Are you taking any medication or drugs? <input type="checkbox"/> Yes <input checked="" type="checkbox"/> No OF course not	Attitude Impatient, anxious Cooperative		Coordination Very poor disoriented, stumbling			
Speech slow slurred	Breath ODOR OF AN ALCOHOLIC BEVERAGE		Face Normal			
Corrective Lens: <input checked="" type="checkbox"/> None <input type="checkbox"/> Glasses <input type="checkbox"/> Contacts, if so <input type="checkbox"/> Hard <input type="checkbox"/> Soft	Pupil Size: <input checked="" type="checkbox"/> Equal <input type="checkbox"/> Unequal (explain)	Eyes: <input type="checkbox"/> Reddened Conjunctiva <input type="checkbox"/> Normal <input checked="" type="checkbox"/> Bloodshot <input type="checkbox"/> Watery Very bloodshot	Blindness: <input checked="" type="checkbox"/> None <input type="checkbox"/> L Eye <input type="checkbox"/> R Eye	Tracking: <input checked="" type="checkbox"/> Equal <input type="checkbox"/> Unequal		
Pulse & Time 1. 110, 2330		HGN Lack of Smooth Pursuit	Left Eye Yes	Right Eye Yes	Vertical Nystagmus? <input type="checkbox"/> Yes <input type="checkbox"/> No	
2. 112, 2342		Max. Deviation	Yes	Yes	Convergence Right Eye  Left Eye 	
3. 110, 2353		Angle of Onset	NONE	NONE	One Leg Stand  ES Leg Tremors	
Romberg Balance Approx.  Circular Sway Eyelid Tremors	Walk and Turn Test Leg tremors  walked very slowly	Cannot Keep Balance <input checked="" type="checkbox"/> Starts Too Soon <input type="checkbox"/>		1 st Nine 2 nd Nine Stops Walking <input checked="" type="checkbox"/> <input type="checkbox"/> Misses Heel-Toe <input checked="" type="checkbox"/> <input type="checkbox"/> Steps Off Line <input checked="" type="checkbox"/> <input type="checkbox"/> Raises Arms <input checked="" type="checkbox"/> <input type="checkbox"/> Actual Steps Taken 9 9		
Internal Clock 42 Estimated At 30 Sec.	Describe Turn Staggered 2 steps to the right	Cannot Do Test (Explain) N/A		Type of Footwear Running shoes		
		Pupil Size	Room Light	Darkness	Direct	
		Left Eye	5.5	7.5	5.0	Nasal Area clear
		Right Eye	5.5	7.5	5.0	Oral Cavity Brownish coating on tongue
		Hippus <input checked="" type="checkbox"/> Yes <input type="checkbox"/> No	Rebound Dilatation <input type="checkbox"/> Yes <input checked="" type="checkbox"/> No	Reaction To Light slow		
Blood Pressure 148 / 100 Temp 98.4		MUSCLE TONE: <input checked="" type="checkbox"/> Normal <input type="checkbox"/> Flaccid <input type="checkbox"/> Rigid				
Comments:		Attach Photos Of Fresh Puncture Marks 				
at Medicine or Drug Have You Been Using? had a few glasses of wine thats all.		How Much? Smiles Cant BS a Bser	Time of Use? Smiles	Where Were The Drugs Used? (Location) Oh come on Im not going to tell.		
Date/Time of Arrest 9-11-2000 2245	Time DRE Notified 2315	Eval Start Time 2320	Time Completed 2358			
Member Signature (Include Rank) Clark John	ID No. 1177	Reviewed By: S. Richardson				
Opinion of Evaluator: <input type="checkbox"/> Rule Out <input checked="" type="checkbox"/> Medical	<input checked="" type="checkbox"/> Alcohol <input type="checkbox"/> Depressant	<input type="checkbox"/> Stimulant <input type="checkbox"/> Hallucinogen	<input type="checkbox"/> PCP <input type="checkbox"/> Narcotic Analgesic	<input type="checkbox"/> Inhalant <input checked="" type="checkbox"/> Cannabis		

DRUG INFLUENCE EVALUATION

Page 2 of 2

LOG NO.

DRE: Sgt. Clark John

ARRESTEE: Charles E. Peltier

1. LOCATION 2. WITNESS 3. BREATH TEST 4. NOTIFICATION / INTERVIEW ARRESTING OFCR.
 5. INITIAL OBSERVATIONS 6. MEDICAL PROBLEMS 7. PSYCHOPHYSICAL 8. CLINICAL INDICATORS
 9. SIGNS OF INGESTION 10. SUSPECTS STATEMENTS 11. OPINION 12. TOXICOLOGY SAMPLE 13. MISC.

1. **LOCATION:** Examination of Charles E. Peltier, took place in the DRE room, Parker Center, LAPD

2. **WITNESS:** Arresting Officer was Sgt. Gordon Graham, CHP

3. **BREATH TEST:** Sgt. Graham administered breath test to Peltier, the result was 0.06%.

4. **NOTIFICATION / INTERVIEW of ARRESTING OFFICER:** Writer was contacted by radio and advised to return to Parker Center to conduct a DRE evaluation. Sgt. Graham stated he had observed the subject traveling southbound on the San Diego Fwy. operating a vehicle with no head or tail lights. Upon stopping the vehicle, the subject stated, "hey I can see fine I don't need any f'ing lights cowboy!" Subject further stated "cute little bow tie --- you must be Little Bow Peep.

5. **INITIAL OBSERVATIONS:** Writer observed the subject seated in the breath testing room. Subject appeared anxious, impatient, and several times asked to be "let go". Generally he was polite and cooperative. His speech was slow and slurred, and he stumbled while walking,

6. **MEDICAL PROBLEMS:** None noted or stated

7. **PSYCHOPHYSICAL TESTS:** Romberg Balance: Subject swayed approximately 3" in a circular motion, and exhibited eyelid tremors, and estimated 42 seconds as 30 seconds. Walk and Turn: Subject lost his balance during the instructions, staggered while turning, raised arms and missed heel to toe.
 One Leg Stand: Subject raised his arms, swayed, put his foot down, and exhibited leg tremors. Finger to Nose: Subject missed tip of his nose five times and exhibited eyelid tremors.

8. **CLINICAL INDICATORS:** Subject's pulse and blood pressure were above the normal range. His pupils were dilated, there was lack of convergence, and HGN was present. There was also a reddening of the conjunctiva.

9. **SIGNS of INGESTION:** Subject had a brownish coloration on his tongue.

10. **STATEMENTS:** Subject admitted to drinking "a few glasses of wine" When subject was asked, "when did you smoke the marijuana?" He responded, "I guess I can't bullshit a bullshitter, can I?" "marijuana? who me?" and then laughed. When asked where he had used the marijuana, the subject replied, "oh, come on, I'm not going to tell you."

11. **OPINION of EVALUATOR:** In my opinion Charles E. Peltier is under the influence of Alcohol and Cannabis and unable to operate a vehicle safely.

12. **TOXICOLOGICAL SAMPLE:** Subject agreed to provide a urine sample.

13. **MISCELLANEOUS:**

000667

Drug Influence Evaluation

Evaluator MIKE PRYOR		DRE No 5158		Rolling Log No. 208,		XX1-3	
Recorder/Witness		Crash: <input type="checkbox"/> Fatal <input checked="" type="checkbox"/> None <input type="checkbox"/> Injury		<input type="checkbox"/> Property			
Offense's Name (Last, First, MI) WRIGHT JAMES B		DOB 10/5/53		Sex M		Race W	
		Arresting Officer (Name, ID No.) FLAHAVAN, TOM CAP #13505					
Date Examined/Time/Location 12-7-96 2300 AMADOR CAP OFFICE				Breath Results: Instrument # 012833A D.O.O		Chemical Test <input checked="" type="checkbox"/> Urine <input type="checkbox"/> Blood <input type="checkbox"/> Refused	
Miranda Warning Given: <input checked="" type="checkbox"/> Yes <input type="checkbox"/> No		What have you eaten today? When? COUPLE OF BURGERS 7 PM		Have you been drinking? How much? NOTHING I DON'T DRINK		Time of last drink? N/A	
By: OFF. FLAHAVAN							
Time now? ABOUT MIDNIGHT		When did you last sleep? How long? LAST NIGHT 9 HRS		Are you sick or injured? <input type="checkbox"/> Yes <input checked="" type="checkbox"/> No I'M JUST FINE		Are you diabetic or epileptic? <input type="checkbox"/> Yes <input checked="" type="checkbox"/> No	
Do you take insulin? <input type="checkbox"/> Yes <input checked="" type="checkbox"/> No		Do you have any physical defects? <input type="checkbox"/> Yes <input checked="" type="checkbox"/> No		Are you under the care of a doctor or dentist? <input type="checkbox"/> Yes <input checked="" type="checkbox"/> No			
Are you taking any medication or drugs? <input type="checkbox"/> Yes <input checked="" type="checkbox"/> No OF COURSE NOT		Attitude RELAXED CASE FILE, GENERALLY COOPERATIVE		Breath		Coordination POOR STUMBLING Face NORMAL	
Speech SLOW & DELIBERATE		Eyes: <input type="checkbox"/> Reddened Conjunctiva <input type="checkbox"/> Normal <input checked="" type="checkbox"/> Bloodshot <input type="checkbox"/> Watery		Blindness: <input checked="" type="checkbox"/> None <input type="checkbox"/> L Eye <input type="checkbox"/> R Eye		Tracking: <input checked="" type="checkbox"/> Equal <input type="checkbox"/> Unequal	
Corrective Lens: <input checked="" type="checkbox"/> None <input type="checkbox"/> Glasses <input type="checkbox"/> Contacts, if so <input type="checkbox"/> Hard <input type="checkbox"/> Soft		Pupil Size: <input checked="" type="checkbox"/> Equal <input type="checkbox"/> Unequal (explain)		Able to follow stimulus: <input checked="" type="checkbox"/> Yes <input type="checkbox"/> No		Eyelids: <input checked="" type="checkbox"/> Normal <input type="checkbox"/> Droopy	
Pulse & Time		HGN		Left Eye		Right Eye	
1. 108 / 2307		Lack of Smooth Pursuit		NO		NO	
2. 110 / 2318		Max. Deviation		NO		NO	
3. 108 / 2325		Angle of Onset		NONE		NONE	
Romberg Balance		Walk and Turn Test INSTRUCTIONS REPEATED TWICE		Cannot Keep Balance <input checked="" type="checkbox"/>		One Leg Stand	
				Starts Too Soon <input checked="" type="checkbox"/>		L R Sways While Balancing <input checked="" type="checkbox"/>	
				Stops Walking		1" Nine 2" Nine	
				Misses Heel-Toe		ALL ALL	
				Steps Off Line			
				Raises Arms		JJ JJ	
				Actual Steps Taken		9 9	
						COUNTED SLOWLY	
Internal Clock 51 Estimated At 30 Sec.		Describe Turn ABRUPT SWIVEL ABOUT FACE		Cannot Do Test (Explain) N/A		Type of Footwear LOAFERS	
EYELID TREMORS <input type="checkbox"/> Right <input type="checkbox"/> Left		Pupil Size		Room Light		Darkness	
CHUCKLING THROUGHOUT THE TEST		Left Eye		6.0		7.5	
Draw lines from spot touched		Right Eye		6.0		7.5	
		Hippus <input type="checkbox"/> Yes <input checked="" type="checkbox"/> No		Rebound Dilation <input checked="" type="checkbox"/> Yes <input type="checkbox"/> No		Reaction To Light NORMAL	
MOVED ARMS VERY SLOWLY							
Blood Pressure 140 / 96 Temp 98.8							
Muscle Tone: <input checked="" type="checkbox"/> Normal <input type="checkbox"/> Flaccid <input type="checkbox"/> Rigid							
Comments:							
it Medicine or Drug Have You Been Using? How Much? SMOKE? "WHO ME?" HAH, HAH, HAH		Time of Use? "OH I DON'T KNOW"		Where Were The Drugs Used? (Location) "OH, GEE, I CAN'T REMEMBER"			
Date/Time of Arrest 12-7-96 2230		Time DRE Notified 2240		Eval Start Time 2300		Time Completed 2330	
Member Signature (Include Rank) SET. MIKE PRYOR		ID No. 2233		Reviewed By: SET. BOB WESTMAN			
Opinion of Evaluator: <input type="checkbox"/> Rule Out <input type="checkbox"/> Medical		<input type="checkbox"/> Alcohol <input type="checkbox"/> Depressant		<input type="checkbox"/> Stimulant <input type="checkbox"/> Hallucinogen		<input type="checkbox"/> PCP <input type="checkbox"/> Narcotic Analgesic <input type="checkbox"/> Inhalant <input type="checkbox"/> Cannabis	

DRUG INFLUENCE EVALUATION

Page 1 of 2

LOG NO.

DRE: Sgt. Mike Pryor

ARRESTEE: James B. Wright

1. LOCATION 2. WITNESS 3. BREATH TEST 4. NOTIFICATION / INTERVIEW ARRESTING OFCR.
 5. INITIAL OBSERVATIONS 6. MEDICAL PROBLEMS 7. PSYCHOPHYSICAL 8. CLINICAL INDICATORS
 9. SIGNS OF INGESTION 10. SUSPECTS STATEMENTS 11. OPINION 12. TOXICOLOGY SAMPLE 13. MISC.

1. **LOCATION:** Examination of James B. Wright, took place in the DRE room, Colonie Police Department

2. **WITNESS:** Arresting Officer Tom Flahavan, CHP

3. **BREATH TEST:** Officer Flahavan administered breath test to Wright, the result was 0.00%.

4. **NOTIFICATION / INTERVIEW of ARRESTING OFFICER:** Writer was contacted by radio and advised to return to the Department to conduct a DRE evaluation. Trooper Kennedy stated he had observed the subject operating a vehicle at a very slow rate of speed (15/55) southbound on St. Rt 22. When the emergency lights were activated, subject's vehicle slowly drifted left, crossing the northbound lane, through a low hedge and finally coming to rest in a corn field. Subject climbed out of the vehicle laughing.

5. **INITIAL OBSERVATIONS:** Writer observed the subject seated in the breath testing room. Subject was humming softly. While interviewing Trooper Kennedy, the subject shouted, "Hey Brian, tell him about my wild ride tonight!"

6. **MEDICAL PROBLEMS:** None noted or stated

7. **PSYCHOPHYSICAL TESTS:** Romberg Balance: Subject swayed approximately 2" in a circular motion, and exhibited eyelid tremors, and estimated 51 seconds as 30 seconds. Walk and Turn: Subject lost his balance during the instructions, started walking too soon, raised arms repeatedly, and never touched heel to toe. Subject twice requested that the instructions be repeated. One Leg Stand: Subject raised his arms, put his foot down, and swayed. Finger to Nose: Subject missed tip of his nose each time.

8. **CLINICAL INDICATORS:** Subject's pulse and blood pressure were above the normal range. His pupils were dilated they exhibited rebound dilation and there was lack of convergence.

9. **SIGNS of INGESTION:** Subject's breath had an odor of marijuana and there were bits of green vegetation on tongue and between the teeth.

10. **STATEMENTS:** Subject was asked, "when did you smoke the marijuana?" He responded, "what? smoke marijuana? who me?" and then laughed. When asked where he had used the marijuana, the subject replied, "oh, I don't know. Oh gee, seriously, I can't remember."

11. **OPINION of EVALUATOR:** In my opinion James B. Wright is under the influence of Cannabis and unable to operate a vehicle safely.

12. **TOXICOLOGICAL SAMPLE:** Subject agreed to provide a urine sample.

13. **MISCELLANEOUS:** Subject exhibited eyelid tremors and chuckled throughout the evaluation.

Sixty Minutes

SESSION XXII
OVERVIEW OF SIGNS AND SYMPTOMS

SESSION XXII OVERVIEW OF SIGNS AND SYMPTOMS

Upon successfully completing this session, the participant will be able to:

- o Name the possible effects that may be observed in each major indicator of drug impairment.

- o Identify the effects that will most likely be observed with suspects under the influence of each drug category.

Content Segments

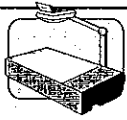
Learning Activities

- | | |
|---|------------------------------------|
| A. The Major Indicators and Their Possible Effects | o Instructor Led Presentations |
| B. Effects Associated With the Drug Categories | o Interactive Discussions |


Aides

Lesson Plan

Instructor Notes



XXII-O
(Objectives)



OVERVIEW OF SIGNS AND SYMPTOMS

Total Lesson Time:
Approximately 60 Minutes

NOTE: PRIOR TO THE START OF THIS SESSION, DRAW THE FOLLOWING MATRIX ON THE CHALKBOARD OR FLIPCHART:

	Possible Effects	Depress	Stimul	Halluc	PCP	Narcot	Inhal	Canna
HGN								
VGN								
Lack Conv								
Pupil Size								
React Light								
Pulse Rate								
Blood Press								
Temp								



15 Minutes

A. The Major Indicators and Their Possible Effects.

1. The major indicators of drug impairment are:
 - a. Horizontal Gaze Nystagmus
 - b. Vertical Gaze Nystagmus
 - c. Lack of Convergence
 - d. Pupil Size

Point to the major indicators on the matrix.

Aides	Lesson Plan	Instructor Notes
	<p>e. The Reaction of the Pupils to Light.</p> <p>f. Pulse Rate</p> <p>g. Blood Pressure</p> <p>h. Body Temperature</p> <p>2. Possible effects that might be observed with Nystagmus.</p> <p>a. With Horizontal Gaze Nystagmus, there are only two possible effects that might be observed.</p> <p>o Either HGN will be present;</p> <p>o or it will be none.</p>	<p>Point out that the first five major indicators all concern the eyes.</p> <p>Point out that the last three major indicators concern the vital signs.</p> <p>ANNOUNCE TO THE STUDENTS: WE WILL NOW REVIEW ALL OF THE POSSIBLE EFFECTS THAT WE MIGHT OBSERVE WITH EACH MAJOR INDICATOR.</p> <p>Under the "Possible Effects" column of the matrix, opposite "HGN", write:</p> <p style="text-align: center;">PRESENT OR NONE</p> <p>Point out that there is no drug that <u>stops</u> Horizontal Gaze Nystagmus. Some drugs cause HGN to be present, others do not; but there is no drug that "cures" HGN.</p> <p>Now ask students: What are the possible effects we might observe with Vertical Gaze Nystagmus?</p>

Aides	Lesson Plan	Instructor Notes
	<p>b. With Vertical Gaze Nystagmus, there are also only two possible effects.</p> <ul style="list-style-type: none"> o Either it will be present; o or it will be none. <p>3. For Lack of Convergence, there are also only two possible effects.</p> <ul style="list-style-type: none"> a. Either Lack of Convergence will be present; b. Or it will be none. c. Just as with Nystagmus, there is no drug that "cures" Lack of Convergence. <p>4. For Pupil Size, there are three possible effects that might be seen.</p> <ul style="list-style-type: none"> a. The pupils might be normal of size; b. or, the pupils might be dilated; c. or, they might be constricted. 	<p>Opposite "VGN", write: PRESENT OR NONE</p> <p>Now ask students: What effects might we observe with Lack of Convergence?</p> <p>Opposite "Lack Conv", write: PRESENT OR NONE</p> <p>Point out that, when we say that "Lack of Convergence is present", we mean that the eyes are unable to converge or cross properly.</p> <p>Now ask students: What effects might we observe with Pupil Size?</p> <p>Opposite "Pupil Size", write: NORMAL OR DILATED OR CONSTRICTED</p> <p>Now ask students: What effects might we observe with the pupils' reaction to light?</p>

Aides	Lesson Plan	Instructor Notes
	<p>5. There are a number of effects that might be observed in the pupils' Reaction to Light.</p> <p>a. The pupils might react in a normal manner, i.e., by constricting somewhat in one second or less.</p> <p>b. Or, the pupils might react slow, i.e., by constricting somewhat, but requiring more than one second to do so.</p> <p>c. In some instances, you may observe very little, or no visible reaction to light.</p> <p>d. If there is a visible reaction of the pupils, it is possible that two other effects might be seen.</p> <ul style="list-style-type: none"> o Hippus, i.e., pupils rhythmically pulsating in size. o Rebound Dilation, i.e., a period of constriction followed by dilation with a change equal to or greater than 2 mm. <p>6. For each of the Vital Signs, there are three possible effects.</p> <p>a. The pulse rate, or blood pressure, or body temperature could be normal.</p> <p>b. Or, it could be UP.</p>	<p>Opposite "React Light", write: NORMAL OR SLOW OR LITTLE TO NONE VISIBLE</p> <p>Point out that we should <u>not</u> report that the "pupils did not react at all", but rather we should report "no visible reaction".</p> <p>Opposite "Pulse Rate", write: NORMAL OR UP OR DOWN</p>

Aides

Lesson Plan

Instructor Notes



45 Minutes

c. Or, it could be **DOWN**.

Write exactly the same things opposite "Blood Press".

Write exactly the same things opposite "Body Temp".

Solicit students' comments and questions about the possible effects of the eight major indicators.

B. Effects Associated with the Drug Categories.

Ask for a student to volunteer to state the major effects that usually will be seen in a suspect under the influence of a **CNS Depressant**. Correct the students' statements, as necessary, and **write** the correct effects on the matrix, under the "Depress." column.

1. CNS Depressants.

a. HGN: **present**

b. VGN: **present**

c. Lack Conv: **present**

d. Pupil Size: **normal, except** with the specific depressant Methaqualone and Soma, which **dilates** pupils.

e. React Light: **slow**

f. Pulse Rate: **down except** Methaqualone and ETOH, which may **elevate**.

g. Blood Pressure: **down**

i.e., at high doses for that individual.

Aides	Lesson Plan	Instructor Notes
	<p>3. Hallucinogens</p> <ul style="list-style-type: none"> a. HGN: none b. VGN: none c. Lack Conv: none d. Pupil Size: dilated e. React Light: normal, certain Psychedelic Amphetamines cause slow reaction. f. Pulse Rate: up g. Blood Press: up h. Body Temp: up <p>4. Phencyclidine</p> <ul style="list-style-type: none"> a. HGN: present b. VGN: present c. Lack Conv: present d. Pupil Size: normal e. React Light: normal f. Pulse Rate: up 	<p>Point out that "Reaction to Light" is the only major indicator that distinguishes Hallucinogens from CNS Stimulants, and "Reaction to Light" is a relatively subtle clue. For this reason, it can be very difficult to differentiate between these two categories.</p> <p>Thank the "volunteer" for thier help with Hallucinogens. Pick another volunteer to help with PCP.</p> <p>i.e., at high doses; however, it is more common to see Vertical Gaze Nystagmus in someone under the influence of PCP.</p>


Aides	Lesson Plan	Instructor Notes
	<p>g. Blood Press: up</p> <p>h. Body Temp: up</p> <p>5. Narcotic Analgesics</p> <p>a. HGN: none</p> <p>b. VGN: none</p> <p>c. Lack Conv: none</p> <p>d. Pupil Size: constricted</p> <p>e. React Light: little or none visible</p> <p>f. Pulse Rate: down</p> <p>g. Blood Press: down</p> <p>h. Body Temp: down</p>	<p>Thank the "volunteer" for their help with PCP.</p> <p>Select another volunteer to help with Narcotic Analgesics.</p>
	<p>6. Inhalants</p> <p>a. HGN: present</p> <p>b. VGN: present</p>	<p>Thank the "volunteer" for their help with Narcotic Analgesics.</p> <p>Select another volunteer to help with Inhalants. Remind the volunteer that, with Inhalants, many of the effects noted on the major indicators will depend upon the specific substance inhaled.</p> <p>The vast majority of Inhalants <u>will</u> cause HGN; but it is possible that HGN would not be observed with a few specific Inhalants.</p> <p>High dose for that individual</p>

Aides	Lesson Plan	Instructor Notes
	<ul style="list-style-type: none"> c. Lack Conv: present d. Pupil Size: normal but may be dilated e. React Light: slow f. Pulse Rate: up g. Blood Press: up/down h. Body Temp: up/down/normal 	<p>The Volatile Solvents and the Aerosols usually cause blood pressure to be above normal; but the Anesthetic Gases can cause blood pressure to be below normal, even though they elevate the pulse rate.</p>
	<p>7. Cannabis</p> <ul style="list-style-type: none"> a. HGN: none b. VGN: none c. Lack Conv: present d. Pupil Size: dilated or possibly normal e. React Light: normal f. Pulse Rate: up 	<p>Some Inhalants leave body temperature within the normal range; others may elevate the temperature.</p> <p>Thank the "volunteer" for their help with Inhalants. Select another volunteer to help with Cannabis.</p>

Aides	Lesson Plan	Instructor Notes
	<p>g. Blood Press: up</p> <p>h. Body Temp: normal</p>	<p>Thank the "volunteer" for their help with Cannabis.</p> <p>Solicit students' comments or questions about the drug categories.</p> <p><u>REFER STUDENTS TO</u> the addendum at the end of this session is a small portion of the available scientific literature dealing with drug influence symptomatology. The sources are considered to be reliable sources of drug symptomatology.</p> <p><u>Stress</u> that not all symptoms associated with a drug category will be observed in all subjects in all cases. The excerpts from the references are consistent with DRE instruction and experience.</p>

Session XXII

Overview of
Signs and Symptoms




**Overview of
Signs and Symptoms**

Upon successfully completing this session,
the participant will be able to:

- Name the possible effects that may be observed in each major indicator of drug impairment
- Identify the effects that will most likely be observed with suspects under the influence of each drug

Drug Evaluation & Classification Training XXII-0



COMPARISON OF DRE SYMPTOMATOLOGY WITH CROSS SECTION OF DRUG
SYMPTOMATOLOGY SOURCES

CNS DEPRESSANTS:

DRE Symptomatology:

Nystagmus	decreased pulse
decreased blood pressure	uncoordinated
disoriented	sluggish
thick slurred speech	drunk-like appearance

The Pharmacological Basis of Therapeutics, Seventh Edition, Gilman, A.; Goodman, I.; MacMillan Publishing Co. 1985, Barbiturates, pages 546-547:

Nystagmus	Strabismus
difficulty in visual accommodation	
vertigo	ataxia gait
positive Romberg sign	Hypotonia
Dysmetria	Diplopia
sluggishness	difficulty in thinking
slowness, slurring of speech	poor comprehension
poor memory	faulty judgement
emotional lability	

A Primer of Drug Action, Julien, Robert M. W.H. Freeman and Company, New York, 6th Ed. 1992, pp. 61-63.

Drug and Alcohol Abuse, A Clinical Guide to Diagnosis and Treatment, (3rd Ed. , Schuckit, M.D., Mark A. Plenum Medical Book Co, New York 1989. p.19.

Encyclopedia of Drug Abuse, O'Brien, Robert; Cohen, Sydney. M.D. Facts on File, INC New York (1984), page 36: barbiturates effects like alcohol (staggering, poor motor control).

Drug Abuse and Dependence, Grinspoon, Lester,MD; Bakalar,James B., Harvard Medical School Mental Health Review No. 1 (1990), page 11: sedative hypnotics same as alcohol and other depressants

Drugs of Abuse, Giannini, A. James, M.D.; Slaby, Andrew E. M.D., Ph.D. Medical Economics Books, Oradell, New Jersey (1989), page 72: Benzodiazepines same as barbiturate effects; pages 247; 292): Barbiturates:

Nystagmus	depressed pulse
depressed blood pressure	diminished concentration
incoordination	decreased reaction time

Manual of Drug and Alcohol Abuse, Guidelines for Teaching in Medical and Health Institutions, ed Arif, Awni. M.D., Westermeyer, Joseph, M.D.. Ph.D..D Plenum Medical Book Company, New York (1988), p. 135.

Diagnostic and Statistical Manual of Mental Disorders (Third Ed, Revised), American Psychiatric Association (1987), p. 159

Maladaptive behavioral changes, e.g., disinhibition of sexual or aggressive impulses, mood lability, impaired judgment, impaired social or occupational functioning.

slurred speech	incoordination
unsteady gait	impairment in attention or memory

CNS STIMULANTS:

DRE Symptomatology:

dilated pupils	increased pulse rate
increased temperature	increased blood pressure
body tremors	restlessness
excited	euphoric
talkative	exaggerated reflexes
anxiety	grinding teeth
redness to nasal area	runny nose
loss of appetite	insomnia
increased alertness	

The Pharmacological Basis of Therapeutics, Seventh Edition,

Gilman, A.; Goodman, I.; MacMillan Publishing Co. 1985, Cocaine 551-554

Medical Toxicology-Diagnosis and Treatment of Human Poisoning, Ellenhorn, Matthew J., Barceloux, Donald G. Elsevier Science Pub. Co. 1988, Amphetamines, Page 634:

Mild influence:

Mydriasis	hyperreflexia
restlessness	talkativeness
irritability	insomnia
tremor	flushing
Diaphoresis	combativeness
nausea	vomiting
pallor	dry mucous membranes

Moderate:

hyperactivity	confusion
hypertension	Tachypnea
Tachycardia	premature ventricular contraction
chest discomfort	vomiting
abdominal pain	Profuser Diaphoresis

mild temperature

elevation	impulsivity
repetitive behavior	hallucinations
panic reactions	

Serious:

delirium	marked Hypertension/Tachycardia
Hyperreflexia	convulsions
Hypotension	coma

Cocaine, page 650-659

Early Stimulation:

euphoria	Garrulity
excitement	apprehension
irritable behavior	Mydriasis
sudden headache	nausea
vomiting	dizziness
twitching of small muscles	tics
tremor	jerks
Cocaine Psychosis	hallucinations
elevation of pulse	increased respiration

Advanced:

convulsions	Hyperreflexia
decreased consciousness	increased pulse and blood pressure

Later Stages:

Hypotension	Hypothermia
Dyspnea et al	

A Primer of Drug Action, Julien, Robert M. W.H. Freeman and Company, New York, 1992, pages 120-123: Amphetamines and cocaine (CNSS):

dilation of pupils	increased blood pressure
slight tremor	restlessness
agitation	possibly hallucinations

Drug and Alcohol Abuse, A Clinical Guide to Diagnosis and Treatment, (3rd Ed. , Schuckit, M.D., Mark A. Plenum Medical Book Co, New York 1989, page 99: CNSS cause:

dilation of pupils	rapid heart rate
elevation of blood pressure	tremor in hands
increased body temperature	restlessness

Encyclopedia of Drug Abuse, O'Brien, Robert; Cohen, Sydney. M.D. Facts on File, INC New York (1984), pages 25, 121: Amphetamine:

dilation of pupils	increase heart rate
blood pressure	flushing
teeth grinding	dry mouth
tremors	lack of coordination

pages 64, 100, 121:

dilation of pupils	increased heartbeat
increased temperature	similar to Amphetamine

Drug Abuse and Dependence, Grinspoon, Lester,MD; Bakalar,James B., Harvard Medical School Mental Health Review No. 1 (1990), pages 8 and 10 Cocaine and Amphetamine:

dilated pupils	increased pulse
increased blood pressure	vasoconstriction
agitation tremors	increased temperature

Drugs of Abuse, Giannini, A. James, M.D.; Slaby, Andrew E. M.D., Ph.D. Medical Economics Books, Oradell, New Jersey(1989), page 29 Amphetamines:

pupil dilation (Mydriasis)	increased pulse rate
elevated blood pressure	hyperactive
talkative	irritable
restless	Anorexia
tremors	urinary retention
teeth grinding (Bruxism)	fidgety, jerky, random motions
illogical, loose thoughts	

Page 295: Cocaine:

dilated pupils	Tachycardia
increased blood pressure	vasoconstriction
Hyperpyrexia	

Manual of Drug and Alcohol Abuse, Guidelines for Teaching in Medical and Health Institutions, ed Arif, Awni. M.D., Westermeyer, Joseph, M.D.. Ph.D..D Plenum Medical Book Company, New York (1988) page 142: Amphetamine:

increased pulse	increased blood pressure
possibly increased temperature	increased wakefulness
general increase in psychomotor activity	

page 145: Cocaine

Mydriasis (dilated pupils); euphoria	may cause psychosis agitation
---	----------------------------------

Diagnostic and Statistical Manual of Mental Disorders (Third Ed, Revised), American Psychiatric Association (1987), p. 142.

COCAINE:

Maladaptive behavioral changes, e.g., euphoria, fighting, grandiosity, hyper-vigilance, psychomotor agitation, impaired judgment, impaired social or occupational functioning.

pupillary dilation	Tachycardia
elevated blood pressure	perspiration or chills
nausea or vomiting	visual or tactile hallucinations

AMPHETAMINE

Maladaptive behavioral changes, e.g., fighting, grandiosity, hyper-vigilance, psychomotor agitation, impaired judgment, impaired social or occupational functioning.

pupillary dilation	Tachycardia
elevated blood pressure	perspiration or chills
nausea or vomiting	

HALLUCINOGENS:**DRE Symptomatology:**

dilated pupils	increased pulse rate
increased blood pressure	increased temperature
dazed appearance	body tremors
Synesthesia	hallucinations
paranoia	uncoordinated
nausea	disoriented
difficulty in speech	perspiring
poor perception of time/distance	

The Pharmacological Basis of Therapeutics, Seventh Edition, Gilman, A.; Goodman, I.; MacMillan Publishing Co. 1985, LSD and Related Drugs, page 564

pupillary dilation	increased blood pressure
Tachycardia	Hyperreflexia
tremor	nausea
Piloerection	muscular weakness
increased body temperature	hallucinations
Hyper vigilance	Synesthesia
loss of boundaries	

Medical Toxicology-Diagnosis and Treatment of Human Poisoning, Ellenhorn, Matthew J., Barceloux, Donald G. Elsevier Science Pub. Co. 1988, LSD, pages 667-669:

pupillary dilation	increased heart rate
increased body temperature	Piloerection
weakness	tremor
Hyperreflexia	Ataxia
hallucinations	depersonalization
poor judgment	mood swings

A Primer of Drug Action, Julien, Robert M.; W. H. Freeman and Company, New York, 1992

Drug and Alcohol Abuse, A Clinical Guide to Diagnosis and Treatment, (3rd Ed.), Schuckit, M.D., Mark A. Plenum Medical Book Co, New York 1989 page 160:

dilated pupils	increased blood pressure
increased awareness	faltered body images
sensory input	fine tremor
flushed face	increased body temperature

Encyclopedia of Drug Abuse, O'Brien, Robert; Cohen, Sydney. M.D. Facts on File, Inc New York (1984), pages 100; 115 120, 153): Hallucinogens:

dilated pupils	increased heart rate
increased blood pressure	increased temperature
profuse perspiration	loss of appetite
hallucinations	

Drug Abuse and Dependence, Grinspoon, Lester, MD; Bakalar, James B., Harvard Medical School Mental Health Review No. 1 (1990)

Drugs of Abuse, Giannini, A. James, M.D.; Slaby, Andrew E. M.D., Ph.D. Medical Economics Books, Oradell, New Jersey (1989), page 218: LSD:

Ataxia	high blood pressure
Hyperreflexia	incoordination
Tachycardia	

Manual of Drug and Alcohol Abuse, Guidelines for Teaching in Medical and Health Institutions, ed Arif, Awni. M.D., Westermeyer, Plenum Medical Book Company, New York (1988)

Diagnostic and Statistical Manual of Mental Disorders (Third Ed, Revised), American Psychiatric Association (1987), p. 145.

Maladaptive behavioral changes, e.g., marked anxiety or depression, ideas of reference, fear of losing one's mind, paranoid ideation, impaired judgment, impaired social or occupational functioning.

Perceptual changes occurring in a state of full wakefulness and alertness, e.g., subjective intensification of perceptions, depersonalization, derealization, illusions, hallucinations, Synesthesia

pupillary dilation	Tachycardia
sweating	palpitations
blurring of vision	tremors
incoordination	

PHENCYCLIDINE

DRE Symptomatology:

Nystagmus	increased pulse
increased blood pressure	increased temperature
perspiring	warm to the touch
blank stare	early onset of nystagmus
"moon walking"	difficulty in speech
incomplete responses	repetitive response
repetitive speech	increased pain threshold
cyclic behavior	confused, agitated
hallucinations	possibly violent and combative

The Pharmacological Basis of Therapeutics, Seventh Edition, Gilman, A.; Goodman, I.; MacMillan Publishing Co. 1985, PCP, page 565-567

Nystagmus	elevated heart rate
elevated blood pressure	feeling of intoxication
staggering gait	slurred speech
numbness of extremities	sweaty
muscular rigidity	blank stare
drowsiness	hostile behavior
repetitive movements	

Medical Toxicology-Diagnosis and Treatment of Human Poisoning, Ellenhorn, Matthew J., Barceloux, Donald G. Elsevier Science Pub. Co. 1988, PCP 768-777:

Nystagmus	Miosis
depressed light reflexes	blurred vision
diminished pain	Ataxia
tremors	muscle weakness
slurred speech	drowsiness
increased pulse rate	increased blood pressure
Amnesia	anxiety/agitation
body image distortion	euphoria
depersonalization	disordered thought processes
hallucinations	

A Primer of Drug Action, Julien, Robert M. W.H. Freeman and Company, New York, 1992, page 262: PCP:

increased blood pressure	blank stare
disinhibition	mood swings
muscle rigidity	agitation
delirium excitement	disorientation
hallucinations	analgesia
speech difficulty	pain tolerance
elevated blood pressure	

Drug and Alcohol Abuse, A Clinical Guide to Diagnosis and Treatment, (3rd Ed.), Schuckit, M.D., Mark A. Plenum Medical Book Co, New York 1989 p. 178

sweating	muscle rigidity
fever convulsions	increased blood pressure

Encyclopedia of Drug Abuse, O'Brien, Robert; Cohen, Sydney. M.D. Facts on File, INC New York (1984), page 100, 208: PCP:

Nystagmus	increased blood pressure
increased pulse rate	flushing
mood swings	hallucinations
changes in body awareness	speech difficulties
violent behavior	decreased responsiveness

Drug Abuse and Dependence, Grinspoon, Lester, M.D.; Bakalar, James B., Harvard Medical School Mental Health Review No. 1 (1990), page 25: PCP:

body image distortions	increased blood pressure
Nystagmus	muscle rigidity
loss of muscle control	incoherent speech
memory loss drooling	blank stare

Drugs of Abuse, Giannini, A. James, M.D.; Slaby, Andrew E. M.D., Ph.D. Medical Economics Books, Oradell, New Jersey(1989) page 296: PCP:

Nystagmus	disorientation
hallucination	extreme agitation
loss of motor control	disassociation from environment
automated speech	
Nystagmus at rest	

Manual of Drug and Alcohol Abuse, Guidelines for Teaching in Medical and Health Institutions, ed Arif, Awni. M.D., Westermeyer, Joseph, M.D. Ph.D.D Plenum Medical Book Company, New York (1988), page 156: PCP:

Ataxia	tremors
muscular hypertonicity	Hyperreflexia
Ptosis	Tachycardia
Horizontal Gaze, Vertical Gaze and Rotary Nystagmus	
elevated blood pressure	
mood swings	

Diagnostic and Statistical Manual of Mental Disorders (Third Ed, Revised), American Psychiatric Association (1987), p. 155.

Maladaptive behavioral changes, e.g., belligerence, assaultiveness, impulsiveness, unpredictability, psychomotor agitation, impaired judgment, impaired social or occupational functioning.

Vertical or Horizontal Gaze Nystagmus
increased blood pressure or heart rate
numbness or diminished responsiveness to pain.

Ataxia
Dysarthria (slurred speech)
muscle rigidity
seizures
Hyperacusis

NARCOTICS:

DRE Symptomatology:	
constricted pupils	decreased pulse rate
decreased blood pressure	decreased temperature
droopy eyelids	(Ptosis) "on the nod"
drowsiness	depressed reflexes
low, raspy speech	dry mouth
facial itching	euphoria
fresh puncture marks	

The Pharmacological Basis of Therapeutics, Seventh Edition, Gilman, A.; Goodman, I.; MacMillan Publishing Co. 1985, Opioids page 541-545

Medical Toxicology-Diagnosis and Treatment of Human Poisoning, Ellenhorn, Matthew J., Barceloux, Donald G. Elsevier Science Pub. Co. 1988; Heroin, pages 702-703. See also Methadone, Demerol, etc.:

A Primer of Drug Action, Julien, Robert M. W.H. Freeman and Company, New York, 1992, page 196-198: Morphine:

constructed pupils	decreased blood pressure
drowsiness	Dysphoria
mental clouding	sedation
depressed respiration	Analgesia
euphoria	

Drug and Alcohol Abuse, A Clinical Guide to Diagnosis and Treatment, (3rd Ed., Schuckit, M.D., Mark A. Plenum Medical Book Co, New York 1989

Decrease pain (p.6)

Encyclopedia of Drug Abuse, O'Brien, Robert, Cohen, Sydney. M.D. Facts on File, INC New York (1984) page 100, 120, 123, 124: Narcotics:

constricted pupils	reduced heart rate
Analgesia	depressed appetite
euphoria	going "on the nod"

Drug Abuse and Dependence, Grinspoon, Lester, MD; Bakalar, James B., Harvard Medical School Mental Health Review No. 1 (1990), page 14: Narcotics:

constricted pupils	"nodding off"
dreamy state	pain suppression
euphoria	

Drugs of Abuse, Giannini, A. James, M.D.; Slaby, Andrew E. M.D., Ph.D. Medical Economics Books, Oradell, New Jersey (1989) page 293 - 294:

Miosis (constricted pupils)	Bradycardia
Hypothermia	(decreased heart beat)
decreased temperature)	euphoria/dysphoria
drowsiness lethargy	confusion
flaccid muscle tone	depressed respiration
Analgesia	

Manual of Drug and Alcohol Abuse, Guidelines for Teaching in Medical and Health Institutions, ed Arif, Awni. M.D., Westermeyer, Joseph, M.D.. Ph.D..D Plenum Medical Book Company, New York (1988), page 132

Miosis (constricted pupils)	low blood pressure
itching	flushing sweating

Diagnostic and Statistical Manual of Mental Disorders (Third Ed, Revised), American Psychiatric Association (1987), p. 152.

Maladaptive behavioral changes, e.g., initial euphoria followed by apathy, dysphoria, psychomotor retardation, impaired judgment, impaired social or occupational functioning.

pupillary constriction	drowsiness
slurred speech	impairment in attention or memory

INHALANTS:(Toluene)

DRE Symptomatology:

Nystagmus	increased pulse rate
increased blood pressure	residue around nose
odor on mouth	nausea disorientation
slurred speech	confusion

The Pharmacological Basis of Therapeutics, Seventh Edition, Gilman, A.; Goodman, I.; MacMillan Publishing Co. 1985, Inhalants, page 567

Drug and Alcohol Abuse, A Clinical Guide to Diagnosis and Treatment, (3rd Ed. , Schuckit, M.D., Mark A. Plenum Medical Book Co, New York 1989. p. 185

decreased inhibitions	floating sensation
drowsiness	light sensitivity
sneezing runny nose	

Encyclopedia of Drug Abuse, O'Brien, Robert; Cohen, Sydney. M.D. Facts on File, INC New York (1984)

lowered inhibitions	restlessness
incoordination confusion	disorientation
nausea	impaired judgment

Drug Abuse and Dependence, Grinspoon, Lester, MD; Bakalar, James B., Harvard Medical School Mental Health Review No. 1 (1990)

Drugs of Abuse, Giannini, A. James, M.D.; Slaby, Andrew E. M.D., Ph.D. Medical Economics Books, Oradell, New Jersey(1989), pages 265, 272, 297: Toluene:

Nystagmus	mental dulling
tremors cerebellar	Ataxia
rambling speech	irritability
light headedness	tremors
CNS depression that mimics Narcotic Analgesics	Ataxia
blank stare	
euphoric mood	

Manual of Drug and Alcohol Abuse, Guidelines for Teaching in Medical and Health Institutions, ed Arif, Awni. M.D., Westermeyer, Joseph, M.D.. Ph.D..D Plenum Medical Book Company, New York (1988)

brief euphoria
giddy intoxication, similar to alcohol
CNS depression (volatile solvents/toluene)
dizziness
Vertigo

Diagnostic and Statistical Manual of Mental Disorders (Third Ed, Revised), American Psychiatric Association (1987), p. 149.

Maladaptive behavioral changes, e.g., belligerence, assaultiveness, apathy, impaired judgment, impaired social or occupational functioning.

Nystagmus	dizziness
incoordination	slurred speech
unsteady gait	lethargy
depressed reflexes	psychomotor retardation
tremor generalized muscle	blurred vision or diplopia
stupor or coma	weakness
euphoria	

CANNABIS

DRE Symptomatology:

dilated pupils	marked reddening of conjunctivae
odor of Marijuana	debris in mouth
body tremors	eyelid tremors
relaxed inhibitions	increased appetite
paranoia	disorientation
impaired perception of time and distance	

The Pharmacological Basis of Therapeutics, Seventh Edition, Gilman, A.; Goodman, I.; MacMillan Publishing Co. 1985, Cannabis, pages 559-561

euphoria	short term memory impairment
temporal disintegration	balance and stance impairment
information processing impairment	increased hunger
dry mouth	additive to alcohol

Lower doses

affects perception, impairing well beyond when subject subjectively feels effects; alters all information processing; relatively simple motor skills unaffected

High doses:

anxiety	hallucinations
increased heart rate	increased systolic blood pressure
marked reddening of Conjunctiva	simple motor skills affected

Medical Toxicology-Diagnosis and Treatment of Human Poisoning, Ellenhorn, Matthew J., Barceloux, Donald G. Elsevier Science Pub. Co. 1988; Cannabis, page 678-681

reddening of Conjunctiva	alteration in mood
motor coordination impairment	euphoria
relaxation	sleepiness
temporal distortion (time slows)	decrease in balance, steadiness and muscle strength
impairment of motor tasks and reaction times requires higher dosages	
loss of short term memory	elective attention
systematic thinking impaired	stimulated appetite
dry mouth	

A Primer of Drug Action, Julien, Robert M. W.H. Freeman and Company, New York, 1985 : page 178, Marijuana

reddening of Conjunctiva
increased blood pressure
dry mouth
altered sensory perception

Drug and Alcohol Abuse, A Clinical Guide to Diagnosis and Treatment, (3rd Ed. , Schuckit, M.D., Mark A. Plenum Medical Book Co, New York 1989, page 145: Cannabis:

red Conjunctiva	euphoria
relaxation	dry mouth
increased heart rate	possibly Nystagmus
time distortion	short term memory
impairment in ability to do multi-step tasks	tremors
decrease level of motor coordination	

Encyclopedia of Drug Abuse, O'Brien, Robert; Cohen, Sydney. M.D. Facts on File, INC New York (1984), pages 100, 120: Marijuana:

red eye	increased appetite
increased heart beat	time and space distortions
dryness of mouth and throat	increased heart rate
increased pulse rate	lack of coordination

Drug Abuse and Dependence, Grinspoon, Lester, MD; Bakalar, James B., Harvard Medical School Mental Health Review No. 1 (1990).page 19: Marijuana:

increased appetite	faster heartbeat
bloodshot eyes	confusion
agitation	incoordination
hallucinations	

Drugs of Abuse, Giannini, A. James, M.D.; Slaby, Andrew E. M.D., Ph.D. Medical Economics Books, Oradell, New Jersey(1989), page 296: Cannabis:

red Conjunctiva	increased appetite
pleasant relaxation	intensification of sensations
slowed time	passivity
apathy	Tachycardia (increased heart rate)
problems with motor coordination	

Manual of Drug and Alcohol Abuse, Guidelines for Teaching in Medical and Health Institutions, ed Arif, Awni. M.D., Westermeyer, Joseph, M.D.. Ph.D..D Plenum Medical Book Company, New York (1988), page 147: Cannabis:

red Conjunctiva	increased hunger
changes in time sense	short-term memory loss
memory	dry mouth
coordination	Tachycardia (rapid heart beat)
balance and stance	elevated systolic pressure affected

Diagnostic and Statistical Manual of Mental Disorders (Third Ed, Revised), American Psychiatric Association (1987), p. 140.

Maladaptive behavioral changes, e.g., euphoria anxiety, suspiciousness, or paranoid ideation, sensation of slowed time, impaired judgment, social withdrawal.

red Conjunctiva

Tachycardia (rapid heart)

increased appetite

dry mouth

Fifty Minutes

SESSION XXIII
RESUME PREPARATION AND MAINTENANCE


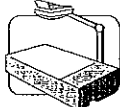

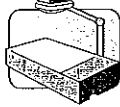
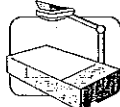
SESSION XXIII RESUME PREPARATION AND MAINTENANCE

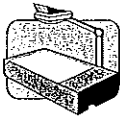

Upon successfully completing this session, the participant will be able to:

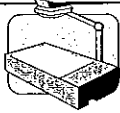

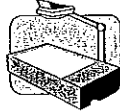
- o Describe and discuss the purpose of the resume.
- o Identify the elements of a Drug Recognition Expert's resume.
- o Prepare a basic resume summarizing their relevant training, education, experience and accomplishments to date.
- o Update and extend the resume, as their relevant achievements continue to expand.

Content SegmentsLearning Activities

- | | |
|--|--------------------------------|
| A. Purpose of the Resume | o Instructor Led Presentations |
| B. Preparation for Court Qualification | o Group Work session |
| C. Resume Content | o Reading Assignments |
| D. Guidelines for Resume Preparation and Maintenance | |


Aides	Lesson Plan	Instructor Notes
  XXIII-O (Objectives)  10 Minutes  XXIII-1  XXIII-2	<p data-bbox="428 331 867 394">RESUME PREPARATION AND MAINTENANCE</p> <p data-bbox="428 722 824 751">A. Purpose of the Resume</p> <ol data-bbox="467 865 954 1814" style="list-style-type: none"> <li data-bbox="467 865 954 1075">1. The basic purpose of the resume is to record education, training and experience in a single document for use in establishing qualifications when testifying in court. <li data-bbox="467 1117 954 1180">2. Generally a witness can testify only to personal knowledge. <li data-bbox="467 1255 954 1318">3. Witness cannot give an opinion on a matter. <li data-bbox="467 1394 954 1814">4. Basic rule is that a person skilled in some art, trade, science or profession, having a knowledge of matters not within the knowledge of persons of average education, learning and experience, may assist the jury in arriving at a verdict by expressing an opinion on a state of facts shown by the evidence and based upon his or her special knowledge. 	<p data-bbox="1000 331 1360 394">Total Session Time: Approximately 50 Minutes</p> <p data-bbox="1000 436 1349 466">Session title on wallchart.</p> <p data-bbox="1000 508 1419 613">Overview session objectives, content segments and learning activities.</p> <p data-bbox="1000 1117 1386 1213"><u>Point out</u> that this generally consists of facts which they observed or witnessed.</p> <p data-bbox="1000 1255 1393 1352"><u>Point out</u> that opinions are allowed only if the witness is qualified as an expert.</p> <p data-bbox="1000 1394 1414 1457">(People vs. Willis, 70 Cal APP. 465)</p>

Aides	Lesson Plan	Instructor Notes
 <p data-bbox="191 951 302 982">XXIII-3</p>  <p data-bbox="191 1129 342 1161">5 Minutes</p>	<ol style="list-style-type: none"> <li data-bbox="467 310 954 489">5. A witness is not qualified as an expert witness unless it is shown he or she is familiar with the subject upon which he or she is asked to give an opinion. <li data-bbox="467 527 927 632">6. <u>Only</u> the court can determine whether a witness is qualified to testify as an expert. <li data-bbox="467 669 935 848">7. Where a witness is qualified to give expert testimony, any question as to degree of knowledge goes to <u>weight</u> rather than admissibility. <li data-bbox="467 886 886 991">8. Witnesses' qualification is achieved through <u>Voir Dire Examination</u>. <p data-bbox="431 1058 813 1125">B. Preparation for Court Qualification</p> <ol style="list-style-type: none"> <li data-bbox="467 1163 951 1373">1. Being qualified as an expert may be as simple as stating your occupation, or take several hours of exhausting questioning by both the prosecutor and the defense attorney. <li data-bbox="467 1411 951 1621">2. Although knowledge only greater than what the public has is required to qualify as an expert, your testimony will carry much more "weight" if you have good credentials. <li data-bbox="467 1659 935 1837">3. Accurate, up to date information is essential for an officer who is called upon to give his or her qualifications as an expert in any field. 	<p data-bbox="1003 310 1406 384">(People vs McLean, 56 Cal 2d 660)</p> <p data-bbox="1003 669 1370 743">(People vs Perry, 44 Cal 2d 861)</p> <p data-bbox="1003 886 1422 1022">Voir Dire - literally, French for "to see, to say"; loosely translated as "to seek the truth").</p> <p data-bbox="997 1663 1406 1799">Point out that it is imperative that each officer maintain an ongoing resume to establish their credentials as an expert.</p>

Aides	Lesson Plan	Instructor Notes
 XXIII-4	<p>4. Drug Recognition Experts will base their expertise on the following areas:</p> <ul style="list-style-type: none"> a. Formal education and training b. Relevant Experience c. Outside readings and studies 	
 20 Minutes  XXIII-5	<p>C. Resume Content</p> <ul style="list-style-type: none"> 1. Formal education. <ul style="list-style-type: none"> a. High school(s) attended b. Colleges and Universities attended. c. Specialized College or University level courses. 2. Formal training. <ul style="list-style-type: none"> a. Police Academy (recruit training) 	
		<ul style="list-style-type: none"> o list dates - highlight classes which provided knowledge in the area of drugs. o list dates, major, degree, etc. highlight classes which provided knowledge in the area of drugs. o list dates, instructor, subject(s) covered, credits, etc. o list dates, length, major topics covered, etc. Highlight classes which provided knowledge or skills in the area of drugs.

Aides	Lesson Plan	Instructor Notes
	b. Specialized police training or in-service training.	o list dates, length, instructor(s), subject(s) covered, etc. Highlight training which provided knowledge or skills in the area of drugs.
	c. Other specialized training: o military training o lectures and seminars	o list dates, length, instructor(s), subject(s) covered, etc. Highlight training which provided knowledge or skills in the area of drugs.
	3. Experience	
	a. Job experience - years	o list dates, division, duties, etc., include loans to specialized units.
	b. Assignments	o list agencies, dates, assignments, etc.
	c. Prior law enforcement experience	
	d. Other job related experience	o list employer, dates, duties, assignments, etc. which provided experience in the area of drugs.
	e. Drug enforcement/ evaluation experience:	Point out that it is important to maintain accurate records of all enforcement activities; documentation of the ratio of stops of investigations and investigations to arrests is essential. Not all stops are investigated and not all investigations result in arrests; demonstrates that officer is fair and impartial and that each case is decided on individual merits.
	o total vehicle stops	
	o total DWI investigations	
	o total DWI arrests	
	o total drug evaluations	
	o total filings	
	o total convictions	

Aides	Lesson Plan	Instructor Notes
	<ul style="list-style-type: none"> f. Prior testimony: <ul style="list-style-type: none"> o municipal court o superior court o number of times qualified as an expert in drug cases o number of times qualified as an expert in other cases 	<ul style="list-style-type: none"> o list date, court, judge, charge, area qualified, etc.
	<ul style="list-style-type: none"> 4. Outside readings and studies <ul style="list-style-type: none"> a. Drug related texts read b. Departmental training bulletins c. Journals d. Research papers e. Drug related films viewed 	<ul style="list-style-type: none"> o list title(s), author(s), subject(s), etc.
	<ul style="list-style-type: none"> 5. Training or research conducted (if applicable) 	<ul style="list-style-type: none"> o list classes, briefings, training officer assignments, etc. where you served as an instructor or coach, etc. or conducted or participated in research, e.g. Alcohol workshop.
	<ul style="list-style-type: none"> 6. Publications (if applicable) 	<ul style="list-style-type: none"> o list all writings that were published, including departmental briefing papers, etc.

Aides	Lesson Plan	Instructor Notes
 15 Minutes	<p>D. Guidelines for Resume Preparation and Maintenance</p> <ol style="list-style-type: none">1. List information in chronological order.2. Review and update resume frequently and record date of review.	<p>Refer students to sample resumes in their manuals and review steps for preparing the resume and keeping it up to date.</p> <p>Review the sample resumes <u>briefly</u> with the students.</p>

Session XXIII

Resumé Preparation and Maintenance



Resumé Preparation and Maintenance

Upon successfully completing this session, the participant will be able to:

- Describe and discuss the purpose of the resumé
- Identify the elements of a Drug Recognition Expert's resumé
- Prepare a basic resumé summarizing their relevant training, education, experience and accomplishments to date
- Update and extend the resumé, as their relevant achievements continue to expand

Drug Evaluation & Classification Training

XXIII-0

Witness

- Generally can testify only to personal knowledge--facts which they observed or witnessed
- Cannot give an opinion

Drug Evaluation & Classification Training

XXIII-1

Expert Witness

- Basic rule--person skilled in some art, trade, science, or profession, having knowledge of matters not within knowledge of persons of average education, learning, and experience
- May assist jury in arriving at a verdict by expressing an opinion on a state of facts shown by the evidence and based upon his or her special knowledge
- Only the court can determine whether a witness is qualified to testify as an expert

Drug Evaluation & Classification Training

XXIII-2

Voir Dire:

To seek the truth
(literally, "to see, to say")

Drug Evaluation & Classification Training

XXIII-3

Expertise/Qualifications

These are based on:

- Formal Education and Training
- Experience
- Outside readings and studies

Drug Evaluation & Classification Training


XXIII-4

Resumé Content

- **Formal education**
- **Formal training**
- **Experience**
- **Prior testimony**
- **Outside readings and studies**
- **Training/research conducted**
- **Publications**

Drug Evaluation & Classification Training

XXIII-5



SAMPLE RESUME NUMBER ONE

SHELTON POLICE DEPARTMENT

Traffic Division

The Resume of:

SERGEANT DAVID CARROLL REGAN
Certified Drug Recognition Technician

Latest update: 3/17/XX

Sgt. David C. Regan

Introduction

Sergeant David Carroll Regan is a supervisor in the Traffic Division, Shelton Police Department. He currently commands the special Impaired Driving Enforcement Activities Squad (IDEAS), a unit he was instrumental in forming. Sgt. Regan is a 15 year veteran of law enforcement. Prior to joining the Shelton Police Department ten years ago, he served for five years as a deputy with the Fairfield County Sheriff's Department.

Sergeant Regan has been assigned to the Traffic Division since his promotion to sergeant on 11/18/YY. His duties have included coordination of speed and DWI enforcement activities, the Joint Shelton-Derby Task Force for Sobriety Checkpoints, the Officer Friendly Program, the Motorcycle Safety Education Project, and general supervision of Traffic Division officers. He also serves as the Department's principal instructor for radar speed measurement, Standardized Field Sobriety Testing and Drug Recognition Expert training.

Sergeant Regan holds a Bachelor's Degree in the Administration of Justice from Fairfield University, and currently is a candidate for a Master's Degree in Police Science and Administration at the University of Stratford. He also holds an Instructor Certificate from the State Law Enforcement Training Board.

Sergeant Regan has served on two committees of the Governor's Task Force to Prevent Drunk Driving: The Standardized Field Sobriety Tests Committee and The Paperwork Reduction Committee. The one page Standard Notetaking Guide for Field Sobriety Testing that is employed by all departments statewide was designed by him.

Law Enforcement Experience

11/18/YY to Present	Sergeant, Traffic Division Shelton Police Department Supervisor, IDEAS Unit Drug Recognition Expert Program Coordinator
7/8/ZZ to 11/17/YY	Patrol Officer First Class Training and Operations Shelton Police Department Unit Supervisor, Traffic Law Enforcement Training Branch
9/11/XX to 7/7/ZZ	Patrol Officer Third Precinct, Motorcycle Shelton Police Department

Sgt. David C. ReganLaw Enforcement Experience (continued)

11/5/MM to 9/10/XX	Patrol Officer First Precinct Shelton Police Department
10/10/NN to 11/4/MM	Deputy Traffic Patrol Fairfield County Sheriff's Department

Special Police Training

10/XX	National Highway Traffic Safety Administration DRE Instructor Training (Certified as a DRE Instructor on 11/12/XX)
8/XX	Drug Enforcement Administration Drug Interdiction Seminar
11/YY	National Highway Traffic Safety Administration Drug Evaluation and Classification Training: DRE School (Certified as a DRE on 1/28/XX)
10/YY	National Highway Traffic Safety Administration Drug Evaluation and Classification Training: PRE School
3/YY	Southeastern University Institute of Police Technology Special Conference: Managing DWI Squads
4/ZZ	International Association of Chiefs of Police Instructor Training in Horizontal Gaze Nystagmus and Divided Attention Field Sobriety Tests
10/MM	University of Stanford, Northern Police Institute Standardized Field Sobriety Testing
6/NN	Acme Scientific Instruments, Inc. (Certified to perform inspection and repair of the Intoxotector J2Z breath testing instrument on 6/22/NN)

Sgt. David C. ReganCourt Qualification Record

- 8/VV Qualified as Drug Recognition Expert in a case involving Phencyclidine impairment. (Judge Sally Grey, 8th District)
- 11/WW Qualified as Drug Recognition Expert in a case involving a combination of CNS Stimulant and Narcotic Analgesic. (Judge Lewis Buchanan, Superior Court)
- 3/WW Qualified as Drug Recognition Expert in a case involving Cannabis impairment. (Judge Sally Grey, 8th District)
- 9/UU Qualified as Drug Recognition Expert in a case involving Narcotic Analgesic impairment. (Judge Jerome Byrnes, 8th District)

Specialized Readings

<u>Title</u>	<u>Author</u>
Drug and Alcohol Abuse	Marc A. Schuckit, M.D.
A Primer of Drug Action	Jerome Jaffee, Robert Petersen and Ray Hodgson
The Practitioner's Guide to Psychoactive Drugs	Ellen L. Bassuk, M.D. and Stephen C. Schoonover, M.D.
Drug Abuse: A Manual for Law Enforcement Officers	Smith, Kline & French (pub.)
Licit and Illicit Drugs	Edward M. Brecher
Chocolate to Morphine	Andrew Weil, M.D. and Winifred Rosen
Cocaine Addiction	U.S. Department of Health and Human Services
Marijuana Alert	Peggy Mann

SAMPLE RESUME NUMBER TWO

TRUMBULL POLICE DEPARTMENT

The Resume of:

OFFICER ANN MARIE REED
Certified Drug Recognition Technician

Latest Update: 4/25/YY

Officer Ann M. Reed

Introduction

Officer Ann Marie Reed is an eight year veteran with the Trumbull Police Department. She is currently assigned to the Special Operations Branch of the Administrative Division, where she serves as a Narcotics Enforcement Officer. Previously, she has served in the same Branch as a Vice Enforcement Officer, and as a patrol officer in the Department's first and second precincts.

Officer Reed is a graduate of Monroe College, with the Bachelor's Degree in Police Science and Administration. She is currently a candidate for the JD Degree at the Law School of the University of Bridgeport.

Law Enforcement Experience

5/12/VV to Present	Narcotics Enforcement Officer and Drug Recognition Expert Special Operations Branch Trumbull Police Department
3/26/WW to 5/11/VV	Vice Enforcement Officer Special Operations Branch Trumbull Police Department
9/23/XX to 3/25/WW	Patrol Officer First Precinct Trumbull Police Department
8/28/NN to 9/22/XX	Patrol Officer Second Precinct Trumbull Police Department
5/15/NN to 8/25/NN	Trainee Fairfield County Regional Police Academy (Graduated 8/25/NN)

Special Police Training

2/YY	University of Norwalk, Police Science Institute Seminar: Packaging and Transport of Illicit Drugs
10/VV	University of Norwalk, Police Science Institute Seminar: Suppression of Drug-related Crime
3/VV	National Highway Traffic Safety Administration Drug Evaluation and Classification Training: DRE School (Certified as a DRE on 5/22/VV)

Officer Ann M. Reed

Special Police Training (Continued)

- 2/VV Fairfield County Regional Police Academy
Drug Evaluation and Classification Training: PRE-School
- 10/WW Fairfield County Regional Police Academy
Standardized Field Sobriety Testing

Publications Authored

Reed, Ann M. and Cockroft, Robert S., "Narcotics Enforcement Tactics for the Medium-sized Department"; The Police Chief. January 17, 19XX.

Reed, Ann M., Procedures for Requesting Drug Recognition Expert Services; Training Bulletin for the Trumbull Police Department. 6/VV.

Reed, Ann M., Recognizing the Heroin Addict; Training Bulletin for the Trumbull Police Department. 1/VV.

Court Qualification Record

- 11/WW Qualified as an expert witness for identification of Heroin impairment. (Judge Michael Adkins, 7th District)
- 3/WW Qualified as a Drug Recognition Expert in a case involving a combination of CNS Stimulant and Narcotic Analgesic. (Judge Roberta Mayer, 7th District)
- 9/ZZ Qualified as an expert witness for identification of "track" marks. (Judge Charles Peltier, 7th District)

Specialized Readings

<u>Title</u>	<u>Author</u>
Signs and Symptoms Handbook	Barbara McVan, M.D.
Drugs From A to Z	Richard R. Lingeman
Guide to Psychoactive Drugs	Richard Seymour and David E. Smith, M.D.
Addictions: Issues and Answers	Robert M. Julien, M.D.
Report on Synthetic China White: Fentanyl	Det. James Miller, LAPD

One Hour and Fifty Minutes

SESSION XXIV
DRUG COMBINATIONS

SESSION XXIV DRUG COMBINATIONS

Upon successfully completing this session, the participants will be able to:

- o Explain the prevalence of polydrug use among drug impaired suspects and identify common combinations of drug abused by those suspects.
- o Explain the possible effects that combinations of drugs can produce on the major indicators of drug impairment, and define the terms "Null", "Overlapping", "Additive" and "Antagonistic" as they relate to polydrug effects.
- o Identify the specific effects that are most likely to be observed in persons under the influence of particular drug combinations.

Content Segments

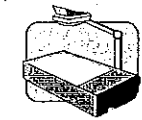
Learning Activities

- | | |
|---|--------------------------------|
| A. The Prevalence of Polydrug Use | o Instructor Led Presentations |
| B. Possible Effects of Drug Combinations | o Interactive Discussions |
| C. Identifying Expected Indicators of Specific Combinations | o Workbook Exercise |
| | o Video Presentations |

Aides

Lesson Plan

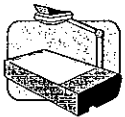
Instructor Notes



XXIV-O
(Objectives)



10 Minutes



XXIV-1
("Prevalence
of Polydrug
Use")

DRUG COMBINATIONS

- A. The Prevalence of Polydrug Use.
1. Polydrug use means having two or more drugs in your body at the same time.
 2. It is actually more common for a DRE to encounter polydrug users than single drug users.
 - a. In the Los Angeles Field Study (1985), 72% of the suspects had two or more drugs in them.
 - b. In that study, alcohol was often found in combination with one or more other drugs.
 - c. But even if we discount alcohol, nearly half (45%) of the Field Study suspects had two or more other drugs in them.
 - d. During Certification Training in New York City in early 1989, two-thirds (67%) of the suspects evaluated had two or more drugs **other than alcohol** in their urine.

Total Lesson Time:
Approximately 110 Minutes

Session title on wallchart.

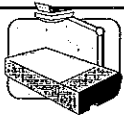
Briefly review the objectives, content and learning activities of this session.

Point out that 81 of the 173 suspects (47%) in the Los Angeles Field Study had alcohol in combination with one or more other drugs.

Aides

Lesson Plan


Instructor Notes



XXIV-2
("Common
Combina-
tions")



65 Minutes



3. Common combinations of drugs.

- a. Cocaine and Cannabis.
- b. Cocaine and Heroin.
- c. PCP and Cannabis.

4. Many of the suspects you examine will be exhibiting the effects of two or more drugs acting together.

B. Possible Effects of Drug Combinations.

1. Let us examine the possible ways in which two drugs might interact.

Point out that virtually any possible drug combinations may be encountered by the DRE.

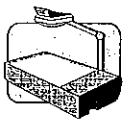
Solicit students' comments and questions about the prevalence of polydrug use.

NOTE: AT THIS TIME DRAW THE FOLLOWING MATRIX ON THE CHALKBOARD:

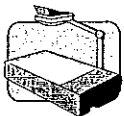
Pupil Size	Possible Effects of Drug Number 1	Possible Effects of Drug Number 2
	normal dilated constricted	normal dilated constricted

2. Our specific example will focus on pupil size; there are four situations that could occur.

- a. Situation #1: Neither drug affects pupil size.



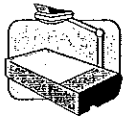
XXIV-3
("Neither
Affects")

Aides	Lesson Plan	Instructor Notes
 <p data-bbox="217 974 415 1041">XXIV-4 ("Null Effect")</p>	<ul style="list-style-type: none"> <li data-bbox="597 331 987 399">o drug #1 leaves pupil size in the normal range. <li data-bbox="597 441 909 508">o drug #2 also leaves pupil normal. <li data-bbox="597 550 932 651">o the combination also will leave pupil size normal. <p data-bbox="548 898 938 966">b. Situation #1 is called the Null Effect.</p> <p data-bbox="548 1079 925 1146">c. Specific examples of the Null Effect:</p> <ul style="list-style-type: none"> <li data-bbox="597 1188 987 1360">o Pupil Size: Neither PCP nor Valium affects pupil size; the combination of PCP and Valium will not affect pupil size. <li data-bbox="597 1402 987 1675">o Body Temp: Neither Alcohol nor Marijuana usually affects body temperature; the combination of Alcohol and Marijuana usually leaves body temperature normal. <li data-bbox="597 1717 980 1927">o HGN: Neither Cocaine nor Heroin will cause Nystagmus; the combination of Cocaine and Heroin also will not cause Nystagmus. 	<p data-bbox="1029 688 1442 861">Point out a general principle: If neither drug affects a Major indicator, the combination of those two drugs also will not affect that indicator.</p> <p data-bbox="1029 898 1422 1037">Clarification of "Null Effect": The combination of no action plus no action equals no action.</p>

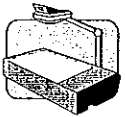
Aides

Lesson Plan

Instructor Notes



XXIV-5
("One affects,
one doesn't")



XXIV-6
("Overlapping
Effect")

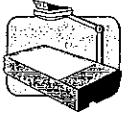
- d. Situation #2: one drug affects pupil size, but the other does not.
- o one possibility: drug #1 **dilates** pupils, drug #2 leaves pupil size alone.
 - o another possibility: drug #2 **constricts** pupils, drug #1 leaves pupil size alone.
- e. Situation #2 is called the **Overlapping Effect**.
- o One example: PCP doesn't affect pupil size, but Cocaine dilates pupils; a suspect who has taken a combination of PCP and Cocaine will usually exhibit dilated pupils.

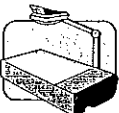
Ask students to suggest a specific combination of drugs that will exhibit the Null Effect on Horizontal Gaze Nystagmus.

Solicit students' questions about the Null Effect.

Redirect the students' attention to our example of pupil size: point to the matrix on the chalkboard or flipchart.

Clarification of "overlapping Effect": **action plus no action equals action.**

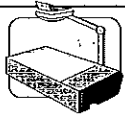
Aides	Lesson Plan	Instructor Notes
 <p data-bbox="196 1795 365 1942">XXIV-7 ("they affect in the same way")</p>	<ul style="list-style-type: none"> <li data-bbox="576 325 966 619">o Another example: Valium won't affect pupil size, but heroin will constrict pupils; a suspect under the combined influence of Valium and Heroin usually will have constricted pupils. <li data-bbox="527 651 885 724">f. Other examples of the "Overlapping Effect": <ul style="list-style-type: none"> <li data-bbox="576 903 966 1144">o Alcohol will cause HGN, but Marijuana will not affect HGN; a person under the combined influence of alcohol and Marijuana will usually cause HGN. <li data-bbox="576 1186 950 1501">o Xanax will not affect temperature, but Demerol will lower temperature; a suspect impaired by a combination of Xanax and Demerol usually will have a lower temperature. <li data-bbox="527 1722 966 1816">g. Situation #3: The two drugs affect pupil size in the same way. 	<p data-bbox="1006 651 1421 861">Ask a student to give an example of a specific combination of drugs that will produce an "Overlapping Effect" on Horizontal Gaze Nystagmus.</p> <p data-bbox="1006 1113 1421 1291">Ask a student to give an example of a specific combination of drugs that will produce an "Overlapping Effect" on body temperature.</p> <p data-bbox="1006 1543 1421 1680">Redirect the students' attention to the example of pupil size. Point to the matrix on the chalkboard.</p>

Aides	Lesson Plan	Instructor Notes
 <p>XXIV-8 ("Additive Effect")</p>	<ul style="list-style-type: none"> o One possibility: both drugs dilate the pupils. o Another possibility: both drugs constrict the pupils. h. Situation #3 is called the Additive Effect. o One example: a CNS Stimulant plus an Hallucinogen will produce an additive effect on pupil size. o Example: a CNS Depressant plus PCP will cause an additive effect on HGN. o Example: PCP plus Cannabis will produce an additive effect on blood pressure. 	<p>Example: Both Methamphetamine and LSD will dilate the pupils. Therefore, a person under the combined influence of Methamphetamine and LSD will have dilated pupils.</p> <p>Example: Both Morphine and Demerol are Narcotic Analgesics, so both constrict the pupils; someone under the combined influence of Morphine and Demerol will have constricted pupils.</p> <p>Clarification of the "Additive Effect": action plus the same action reinforces the action.</p> <p>Ask a student to give an example of a drug combination that will cause an additive effect on Nystagmus.</p> <p>Ask a student to give an example of a drug combination that will produce an additive effect on blood pressure.</p> <p>Redirect students' attention to our example of pupil size; point to the matrix on the chalkboard.</p>

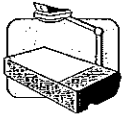
Aides

Lesson Plan

Instructor Notes



XXIV-9
("They
produce
opposite
effects")



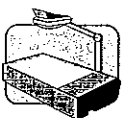
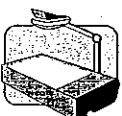
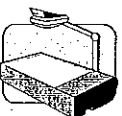
XXIV-10
("Antagoni-
stic Effect")


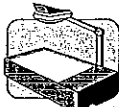

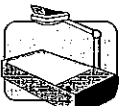
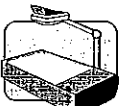
- i. Situation #4: The two drugs affect pupil size in exactly opposite ways.
 - o Either drug #1 constricts the pupils while drug #2 dilates them.
 - o Or, drug #1 dilates the pupils while drug #2 constricts them.
- j. Situation #4 is called the **Antagonistic Effect**.
- k. When two drugs produce an "Antagonistic Effect", they tend to try to cancel each other out.
 - o possibility #1: the effects might actually cancel out; e.g., the speedballer's pupils might be normal of size, as the Heroin's constriction cancels out the Cocaine's dilation.
 - o possibility #2: the Heroin might be exerting the stronger effect at some given moment; in this case, the pupils might be constricted, but possibly not as much as they would be if the Cocaine were not present.

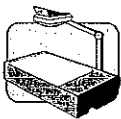
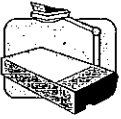
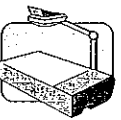
Ask students for an example of a drug combination in which one drug dilates while the other constricts.

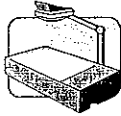
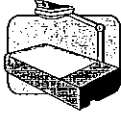
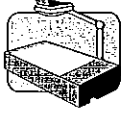
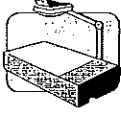
Clarification of "Antagonistic Effect": **action versus opposite action: can't predict the outcome.**

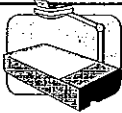
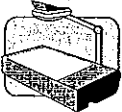
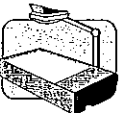
Example: When a suspect takes a "speedball" (Heroin plus Cocaine), the two drugs try to cancel out their effects on pupil size.

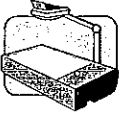
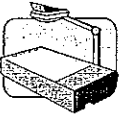
Aides	Lesson Plan	Instructor Notes
	<ul style="list-style-type: none"> o possibility #3: the Cocaine might be exerting the stronger effect, and the pupils might be dilated, but maybe not as much as if the Heroin weren't present. o With an "Antagonistic Effect", we just can't predict what we will see. 	<p>Solicit students' questions about the Null, Overlapping, Additive and Antagonistic Effects.</p>
 <p>XXIV-11 ("Effects of Drug Combinations")</p>	<p>3. To summarize, when two or more drugs are taken together, they tend to produce a combination of Null Effects, Overlapping Effects, Additive Effects and Antagonistic Effects.</p>	
 <p>XXIV-12</p>	<p>4. A specific Example: Consider a person who is under the influence of a combination of Cannabis and a CNS Stimulant.</p>	<p>Display only the title of XXIV-12 ("Cannabis and a Stimulant in Combination"); you will reveal this visual one line at a time.</p>
	<p>a. Neither Cannabis nor a Stimulant causes HGN.</p> <ul style="list-style-type: none"> o This is a case of no action plus no action equals no action. o We will not see HGN with this combination 	<p>Ask students: "Will you see HGN with this particular combination?"</p> <p>Reveal the first line of the Visual.</p> <p>Point out that the combination of Cannabis and Stimulant produces a Null Effect on HGN.</p> <p>Ask students: "Will we see Vertical Gaze Nystagmus?"</p>


Aides	Lesson Plan	Instructor Notes
	<p>b. Neither Cannabis nor a stimulant causes Vertical Gaze Nystagmus.</p>	<p>Reveal the second line of the Visual.</p>
	<ul style="list-style-type: none"> o This is another Null Effect. o We won't see Vertical Gaze Nystagmus. 	<p>Ask students: "Will we see a Lack of Convergence?"</p>
	<p>c. Cannabis causes Lack of Convergence; a CNS Stimulant does not.</p> <ul style="list-style-type: none"> o This is a case of action plus no action equals action. o We will see Lack of Convergence with this combination. 	<p>Reveal the third line of the Visual.</p> <p>Point out that the combination of Cannabis and Stimulant produces an Overlapping Effect on Lack of Convergence.</p> <p>Ask students: "What will we see when we examine pupil size?"</p>
	<p>d. CNS Stimulants dilate pupils; Cannabis either dilates pupils or leaves them alone.</p> <ul style="list-style-type: none"> o This may be a case of action plus no action equals action. o Or it may be a case of action plus same action reinforces action. o In either case, we should see dilated pupils with this combination. 	<p>Reveal the fourth line of the Visual.</p> <p>Point out that the combination of Cannabis and Stimulant produces either an Additive Effect or an Overlapping Effect on pupil size.</p> <p>Ask students: "What should we see when we examine the pupils' reaction to light?"</p>
	<p>e. CNS Stimulants slow the pupils' reaction to light; Cannabis usually doesn't affect the pupils' reaction.</p>	<p>Reveal the fifth line of the Visual.</p>

Aides	Lesson Plan	Instructor Notes
	<ul style="list-style-type: none"> o Here we have another Overlapping Effect. o We should observe a slowed reaction of the pupils. <p>f. Both Cannabis and CNS Stimulants usually elevate pulse rate.</p>	<p>Ask students: "What should we see when we measure this person's pulse rate?"</p> <p>Reveal the sixth line on the Visual.</p>
	<ul style="list-style-type: none"> o This is an Additive Effect. o We will see a pulse rate higher than normal. <p>g. Cannabis usually causes blood pressure to be above normal; so does a CNS Stimulant.</p>	<p>Ask students: "What should we see when we measure this person's blood pressure?"</p> <p>Reveal the seventh line on the Visual.</p>
	<ul style="list-style-type: none"> o This is another Additive Effect. o We should see a higher than normal blood pressure. <p>h. Cannabis usually does not affect body temperature. But CNS Stimulants usually elevate temperature.</p> <ul style="list-style-type: none"> o This is another case of action plus no action equals action. o We can expect to see an elevated temperature with this combination. 	<p>Ask students: "What can we expect to find when we check this person's temperature?"</p> <p>Reveal the eighth line on the Visual.</p> <p>Point out that Cannabis in combination with CNS Stimulant produces an Overlapping Effect on body temperature.</p> <p>Solicit students' comments and questions about the Cannabis/CNS Stimulant combination.</p>

Aides	Lesson Plan	Instructor Notes
 XXIV-13	5. Another specific example: Consider a person under the influence of a combination of PCP and Heroin.	Point out that this particular combination produces no Antagonistic Effects.
	a. PCP causes HGN, Heroin does not. <ul style="list-style-type: none"> o This is an Overlapping Effect. o We can expect to see HGN with this suspect. 	Display only the title on XXIV-13 ("PCP and Heroin") Ask students: "What will we see when we examine this person for HGN?" Reveal the first line of the Visual.
	b. PCP may cause Vertical Gaze Nystagmus, especially at high doses; Heroin will not cause Vertical Gaze Nystagmus. <ul style="list-style-type: none"> o This is another Overlapping Effect. o We may see Vertical Gaze Nystagmus in this suspect. 	Ask Students: Can we expect to see Vertical Gaze Nystagmus? Reveal the second line of the Visual.
	c. PCP causes Lack of Convergence; Heroin doesn't. <ul style="list-style-type: none"> o Another Overlapping Effect. o We can expect to see Lack of Convergence. 	Ask students: "Can we expect to see a Lack of Convergence?" Reveal the third line of the Visual. Ask students: "What are we likely to see when we check the size of this suspect's pupils?"

Aides	Lesson Plan	Instructor Notes
	<p>d. PCP doesn't affect pupil size, but Heroin constricts pupils.</p> <ul style="list-style-type: none"> o This is yet another Overlapping Effect. o We can expect to see constricted pupils with this suspect. 	<p>Reveal the fourth line of the Visual.</p> <p>Ask students: "What are we likely to observe when we check the reaction of this suspect's pupils to light?"</p>
	<p>e. PCP doesn't affect pupils' reaction to light; but Heroin usually produces "little or none visible" reaction to light.</p> <ul style="list-style-type: none"> o This, too, is an Overlapping Effect. o We can expect "little or none visible" reaction in this suspect's pupils. 	<p>Reveal the fifth line of the Visual.</p> <p>Point out that the combination of PCP and Heroin produces Overlapping Effects on all major eye indicators of drug impairment.</p> <p>Ask students: "What can we expect to find when we check this suspect's pulse rate?"</p>
	<p>f. PCP usually causes pulse rate to be above normal; Heroin usually produces a below normal pulse rate.</p> <ul style="list-style-type: none"> o This is our first Antagonistic Effect. o We cannot predict what this suspect's pulse rate will be. o The pulse rate could be above normal, or below normal, or within the normal range. 	<p>Reveal the sixth line of the Visual.</p>


Aides	Lesson Plan	Instructor Notes
	<p>g. This suspect's pulse rate will depend on many factors, including:</p> <ul style="list-style-type: none"> o How much of each drug was taken. o How and when each drug was taken. o How tolerant the suspect is of each drug. <p>h. PCP usually elevates blood pressure; Heroin usually lowers blood pressure.</p> <ul style="list-style-type: none"> o This is another Antagonistic Effect. o We can't predict what the blood pressure will be. o It could be above normal, below normal or within the normal range. 	<p>Ask students: "What are we likely to find when we check this suspect's blood pressure?"</p> <p>Reveal the seventh line of the Visual.</p> <p>Ask students: "What are we likely to find when we check this suspect's temperature?"</p>
	<p>i. PCP usually elevates temperature; Heroin usually lowers it.</p> <ul style="list-style-type: none"> o This, too, is an Antagonistic Effect. o The temperature could be above normal, or below normal or within the normal range. 	<p>Reveal the eighth line of the Visual.</p> <p>Point out that the combination of PCP and Heroin produces Antagonistic Effects on all three vital signs.</p> <p>Solicit students' comments and questions about the combination of Heroin and PCP.</p>

Aides	Lesson Plan	Instructor Notes
 35 Minutes	<p>C. Identifying Expected Indicators of Specific Combinations.</p> <p>1. Cumulative Drug Symptomatology Matrix.</p> <p>a. The Matrix outlines the expected results of the drug recognition examination for each category.</p> <p>b. We will refer to the Matrix to help us interpret what we are likely to see when we examine drug combinations.</p> <p>2. Worksheet Exercises</p> <p>a. Worksheet #1: PCP and Hallucinogen</p> <p>b. Worksheet #2: Cannabis and CNS Depressant</p>	<p><u>Show</u> the video tape of suspects under the influence of specific drug combinations. Point out the Null, Overlapping, Additive and Antagonistic Effects exhibited by those suspects.</p> <p>Direct the students' attention to the Cumulative Drug Symptomatology Matrix, found in Section XXIV of their Student's Manual. A copy also appears at the end of these lesson plans, for your reference.</p> <p>Remind students that we "never say never": and we "always avoid saying always" when it comes to signs and symptoms of drugs. The Matrix summarizes what we usually see but doesn't guarantee we will always see exactly that.</p> <p>Assign the students to work in three-member teams.</p> <p>Direct the students' attention to the three worksheets in their Student's Manual.</p> <p>Instruct the teams that they have only 15 minutes to fill out all three worksheets (5 minutes per worksheet).</p>

Aides	Lesson Plan	Instructor Notes
	<p data-bbox="548 331 915 436">c. Worksheet #3: CNS Depressant and CNS Stimulant</p> <p data-bbox="500 617 896 651">3. Discussion of Worksheets</p>	<p data-bbox="1032 331 1390 401">Solicit students' questions about this assignment.</p> <p data-bbox="1032 474 1463 579">Tell the teams to start working. Terminate their work after fifteen minutes.</p> <p data-bbox="1032 617 1438 793">For each worksheet, select a team to lead the discussion. Critique and correct the students' analyses of the drug combinations, as appropriate.</p> <p data-bbox="1032 831 1455 936">Solicit students' comments and questions about drug combinations.</p>

Session XXIV

Drug Combinations



Drug Combinations

Upon successfully completing this session, the participants will be able to:

- Explain the prevalence of polydrug use among drug-impaired suspects and identify common combinations of drugs abused by those suspects
- Explain the possible effects that combinations of drugs can produce on the major indicators of drug impairment

Drug Evaluation & Classification Training

XXIV-0A

Drug Combinations

Upon successfully completing this session, the participants will be able to:

- Define the terms "Null", "Overlapping", "Additive" and "Antagonistic" as they relate to polydrug effects
- Identify specific effects that are most likely to be observed in persons under the influence of particular drug combinations

Drug Evaluation & Classification Training

XXIV-0B

Prevalence of Polydrug Use

In the Los Angeles Field Validation Study (1985):

- 72% of suspects had two or more drug categories in them (including alcohol)
- 45% had two or more drugs other than alcohol

In New York City Certification Training (1989), 67% of suspects had two or more drug categories other than alcohol

Drug Evaluation & Classification Training

XXIV-1

Common Combinations of Drugs



- Cocaine and Cannabis
- Cocaine and Heroin



- PCP and Cannabis
- Alcohol and practically anything else

Drug Evaluation & Classification Training

XXIV-2

Two Drugs in Combination: How Do they Affect Pupil Size?

Situation #1

- Neither drug affects pupil size
- Example: PCP and Valium
Neither one affects the size of the pupils
- The combination will also not affect pupil size

Drug Evaluation & Classification Training

XXIV-3

Null Effect

- No action plus no action equals no action
- If neither drug affects a particular indicator of impairment, their combination also will not affect that indicator

Drug Evaluation & Classification Training

XXIV-4

Two Drugs in Combination: How Do They Affect Pupil Size?

Situation #2

- One drug affects the pupil size, but the other does not
- Example: PCP and Cocaine
Cocaine dilates pupils, PCP doesn't affect pupils
- The combination will affect pupil size

Drug Evaluation & Classification Training

XXIV-5

Overlapping Effect

- Action plus no action equals action
- If one drug affects a particular indicator of impairment, and another drug has no effect on that indicator, the combination of those two drugs will affect the indicator, in the same way as the first drug alone

Drug Evaluation & Classification Training

XXIV-6

Two Drugs in Combination: How Do They Affect Pupil Size?

Situation #3

- The two drugs affect pupil size in the same way
- Example: LSD and Cocaine
Cocaine dilates pupils, and so does LSD
- The combination will affect pupil size

Drug Evaluation & Classification Training

XXIV-7

Additive Effect

- Action plus the same action produces reinforced action
- If two drugs independently affect some indicator in the same way, their use in combination will also affect the indicator, and the effect may be reinforced

Drug Evaluation & Classification Training

XXIV-8

Two Drugs in Combination: How Do They Affect Pupil Size?

Situation #4

- The two drugs affect pupil size in exactly opposite ways
- Example: Heroin and Cocaine
Cocaine dilates pupils, Heroin constricts pupils
- We can't predict how the combination will affect pupil size

Drug Evaluation & Classification Training

XXIV-9

Antagonistic Effect

- Action versus opposite action: can't predict the outcome
- If two drugs affect some indicator in exactly opposite ways, their use in combination could affect that indicator in any possible way

Drug Evaluation & Classification Training

XXIV-10

The Effects of Drug Combinations

- Null Effects
- Overlapping Effects
- Additive Effects
- Antagonistic Effects

Drug Evaluation & Classification Training

XXIV-11

Cannabis and Stimulant in Combination

Impairment Indicator	Effect Due to Cannabis	Effect Due to Stimulant	Type of Combined Effect	What will We See?
HGN	None	None	Null	None
VGN	None	None	Null	None
Lack of Convergence	Present	None	Overlapping	Present
Pupil Size	Dilated (1)	Dilated	Overlapping or Additive	Dilated
Reaction to Light	Normal	Slow	Overlapping	Slow
Pulse Rate	Up	Up	Additive	Up
Blood Pressure	Up	Up	Additive	Up
Body Temperature	Normal	Up	Overlapping	Up

(1) Pupil size possibly normal

Drug Evaluation & Classification Training

XXIV-12

Phencyclidine and Heroin in Combination

Impairment Indicator	Effect Due to Phencyclidine	Effect Due to Heroin	Type of Combined Effect	What will We See?
HGN	Present	None	Overlapping	Present
VGN	Present	None	Overlapping	Present
Lack of Convergence	Present	None	Overlapping	Present
Pupil Size	Normal	Constricted	Overlapping	Constricted
Reaction to Light	Normal	Little or None Visible	Overlapping	Little or None Visible
Pulse Rate	Up	Down	Antagonistic	Down/Normal/Up
Blood Pressure	Up	Down	Antagonistic	Down/Normal/Up
Body Temperature	Up	Down	Antagonistic	Down/Normal/Up

Drug Evaluation & Classification Training

XXIV-13



**CANNABIS AND STIMULANT
IN COMBINATION**

IMPAIRMENT INDICATOR	EFFECT DUE TO CANNABIS	EFFECT DUE TO STIMULANT	TYPE OF COMBINED EFFECT	WHAT WILL WE SEE
HORIZONTAL GAZE NYSTAGMUS	NONE	NONE	NULL	NONE
VERTICAL GAZE NYSTAGMUS	NONE	NONE	NULL	NONE
LACK OF CONVERGENCE	PRESENT	NONE	OVERLAPPING	PRESENT
PUPIL SIZE	DILATED OR NORMAL	DILATED	OVERLAPPING OR ADDITIVE	DILATED
REACTION TO LIGHT	NORMAL	SLOW	OVERLAPPING	SLOW
PULSE RATE	UP	UP	ADDITIVE	UP
BLOOD PRESSURE	UP	UP	ADDITIVE	UP
BODY TEMPERATURE	NORMAL	UP	OVERLAPPING	UP

**PHENCYCLIDINE AND HEROIN
IN COMBINATION**

IMPAIRMENT INDICATOR	EFFECT DUE TO PHENCYCLIDINE	EFFECT DUE TO HEROIN	TYPE OF COMBINED EFFECT	WHAT WILL WE SEE
HORIZONTAL GAZE NYSTAGMUS	PRESENT	NONE	OVERLAPPING	PRESENT
VERTICAL GAZE NYSTAGMUS	PRESENT	NONE	OVERLAPPING	PRESENT
LACK OF CONVERGENCE	PRESENT	NONE	OVERLAPPING	PRESENT
PUPIL SIZE	NORMAL	CONSTRICTED	OVERLAPPING	CONSTRICTED
REACTION TO LIGHT	NORMAL	LITTLE OR NONE VISIBLE	OVERLAPPING	LITTLE OR NONE VISIBLE
PULSE RATE	UP	DOWN	ANTAGONISTIC	DOWN/ NORMAL/UP
BLOOD PRESSURE	UP	DOWN	ANTAGONISTIC	DOWN/ NORMAL/UP
BODY TEMPERATURE	UP	DOWN	ANTAGONISTIC	DOWN/ NORMAL/UP

INDICATORS CONSISTENT WITH DRUG CATEGORIES

	DEPRESSANT	CNS STIMULANTS	HALLUCINOGEN	PCP	NARCOTIC	INHALANT	CANNABIS
HORIZONTAL GAZE NYSTAGMUS	PRESENT	NONE	NONE	PRESENT	NONE	PRESENT	NONE
VERTICAL GAZE NYSTAGMUS	PRESENT (HIGH DOSE)*	NONE	NONE	PRESENT	NONE	PRESENT (HIGH DOSE)*	NONE
LACK OF CONVERGENCE	PRESENT	NONE	NONE	PRESENT	NONE	PRESENT	PRESENT
PUPIL SIZE	NORMAL (1)	DILATED	DILATED	NORMAL	CONSTRICTED	NORMAL (4)	DILATED (6)
REACTION TO LIGHT	SLOW	SLOW	NORMAL (3)	NORMAL	LITTLE OR NONE VISIBLE	SLOW	NORMAL
PULSE RATE	DOWN (2)	UP	UP	UP	DOWN	UP	UP
BLOOD PRESSURE	DOWN	UP	UP	UP	DOWN	UP/DOWN (5)	UP
BODY TEMPERATURE	NORMAL	UP	UP	UP	DOWN	UP/DOWN/NORMAL	NORMAL

*high dose for that particular individual

FOOTNOTE:

These indicators are those most consistent with the category, keep in mind that there may be variations due to individual reaction, dose taken and drug interactions.

1. SOMA, Quaaludes usually dilate pupils.
2. Quaaludes and ETOH may elevate.
3. Certain psychedelic amphetamines cause slowing.
4. Normal but may be dilated.
5. Down with anesthetic gases, up with volatile solvents and aerosols.
6. Pupil size possible normal.

MAJOR INDICATORS	CNS DEPRESSANTS	CNS STIMULANTS	HALLUCINOGENS	PCP	NARCOTIC ANALGESICS	INHALANTS	CANNABIS
GENERAL INDICATORS	Uncoordinated Disoriented Sluggish Thick, slurred speech Drunk-like behavior Gait ataxia Drowsiness Droopy eyes Fumbling *Note: With Methaqualone, pulse will be elevated and body tremors will be evident. Alcohol and Quaaludes elevate pulse. Soma and Quaaludes dilate pupils.	Restlessness Body tremors Excited Euphoric Talkative Exaggerated reflexes Anxiety Grinding teeth Redness to nasal area Runny nose Loss of appetite Insomnia Increased alertness Dry mouth Irritability	Dazed appearance Body tremors Synesthesia Hallucinations Paranoia Uncoordinated Nausea Disoriented Difficulty in speech Perspiring Poor perception of time & distance Memory loss Disorientation Flashbacks Note: With LSD, piloerection may be observed (goose bumps, hair standing on end)	Perspiring Warm to the touch Blank stare Very early angle of HGN onset Difficulty in speech Incomplete verbal responses Repetitive speech Increased pain threshold Cyclic behavior Confused agitated Hallucinations Possibly violent & combative Chemical odor "Moon walking"	Droopy eyelids ("ptosis") "On the nod" Drowsiness Depressed reflexes Low, raspy, slow speech Dry mouth Facial itching Euphoria Fresh puncture marks Nausea Track marks Note: Tolerant users exhibit relatively little psychomotor impairment.	Residue of substance around nose & mouth Odor of substance Possible nausea Slurred speech Disorientation Confusion Bloodshot, watery eyes Lack of muscle control Flushed face Non-communicative Intense headaches **Note: Anesthetic gases cause below normal blood pressure; volatile solvents and aerosols cause above normal blood pressure	Marked reddening of conjunctiva Odor of Marijuana Marijuana debris in mouth Body tremors Eyelid tremors Relaxed inhibitions Increased appetite Impaired perception of time & distance Disorientation Possible paranoia
DURATION OF EFFECTS	Barbiturates: 1-16 hours Tranquilizers: 4-8 hours Methaqualone: 4-8 hours	Cocaine: 5-90 minutes Amphetamines: 4-8 hours Methamphetamines: 12 hours	Duration varies widely from one hallucinogen to another.	Onset: 1-5 minutes Peak Effects: 15-30 minutes Exhibits effects up to 4-6 hours	Heroin: 4-6 hours Methadone: Up to 24 hours Others: Vary	6-8 hours for most volatile solvents Anesthetic gases and aerosols - very short duration.	2-3 hours - exhibits effects (Impairment may last up to 24 hours, without awareness of effects.)
USUAL METHODS OF ADMINISTRATION	Oral Injected (occasionally)	Insufflation (snorting) Smoked Injected Oral	Oral Insufflation Smoked Injected Transdermal	Smoked Oral Insufflation Injected Eye drops	Injected Oral Smoked Insufflated	Insufflated (Historically, have been taken orally.)	Smoked Oral
OVERDOSE SIGNS	Shallow breathing Cold, clammy skin Pupils dilated Rapid, weak pulse Coma	Agitation Increased body temperature Hallucinations Convulsions	Long intense "trip"	Long intense "trip"	Slow, shallow breathing Clammy skin Coma Convulsion	Coma	Fatigue Paranoia

WORKSHEET #1

PCP AND HALLUCINOGENS

IMPAIRMENT INDICATOR	EFFECT DUE TO PCP	EFFECT DUE TO HALLUCINOGEN	TYPE OF COMBINED EFFECT*	WHAT WILL WE SEE
HORIZONTAL GAZE NYSTAGMUS				
VERTICAL GAZE NYSTAGMUS				
LACK OF CONV.				
PUPIL SIZE				
REACT LIGHT				
PULSE RATE				
BLOOD PRESSURE				
BODY TEMP				

*Null; Overlapping; Additive; or, Antagonistic

WORKSHEET #2

CANNABIS AND DEPRESSANT

IMPAIRMENT INDICATOR	EFFECT DUE TO CANNABIS	EFFECT DUE TO DEPRESSANT	TYPE OF COMBINED EFFECT*	WHAT WILL WE SEE
HORIZONTAL GAZE NYSTAGMUS				
VERTICAL GAZE NYSTAGMUS				
LACK OF CONV.				
PUPIL SIZE				
REACT LIGHT				
PULSE RATE				
BLOOD PRESSURE				
BODY TEMP				

*Null; Overlapping; Additive; or, Antagonistic

WORKSHEET #3

STIMULANT AND DEPRESSANT

IMPAIRMENT INDICATOR	EFFECT DUE TO STIMULANT	EFFECT DUE TO DEPRESSANT	TYPE OF COMBINED EFFECT*	WHAT WILL WE SEE
HORIZONTAL GAZE NYSTAGMUS				
VERTICAL GAZE NYSTAGMAS				
LACK OF CONV.				
PUPIL SIZE				
REACT LIGHT				
PULSE RATE				
BLOOD PRESSURE				
BODY TEMP				

*Null; Overlapping; Additive; or, Antagonistic

Forty-Five Minutes

SESSION XXV

PRACTICE: TEST INTERPRETATION

SESSION XXV PRACTICE: TEST INTERPRETATION

Upon successfully completing this session, the participant will be able to:


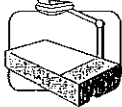

- o Analyze the results of a complete Drug Evaluation and Classification Examination and identify the category or categories of drugs affecting the individual examined.
- o Articulate the basis for the drug category identification.

Content Segments

- A. Interpretation Demonstrations
- B. Interpretation Practice


Learning Activities

- o Instructor Led Demonstrations
- o Small Group Practice
- o Participant Led Presentations

Aides	Lesson Plan	Instructor Notes
  <p data-bbox="181 583 349 651">XXV-O (Objectives)</p>  <p data-bbox="181 756 349 787">20 Minutes</p>	<p data-bbox="422 294 706 367">PRACTICE: TEST INTERPRETATION</p> <p data-bbox="422 682 933 724">A. Interpretation Demonstrations</p> <p data-bbox="454 829 828 861">1. Case #1: "Subject Fief"</p> <p data-bbox="503 966 917 997">a. Preliminary Examination.</p> <p data-bbox="503 1396 820 1428">b. Eye Examinations.</p> <p data-bbox="503 1680 852 1711">c. Psychophysical Tests.</p>	<p data-bbox="990 294 1364 367">Total Lesson Time: Approximately 45 Minutes</p> <p data-bbox="990 399 1356 472">Point out the "Test Interpretation" wall chart.</p> <p data-bbox="990 504 1388 609">Briefly review the objectives, content and activities of this session.</p> <p data-bbox="990 829 1388 934">Direct students to review the "Subject Fief" exemplar in Section XXV of their manual.</p> <p data-bbox="990 966 1380 1071">Review the results of the Preliminary Examination of Subject Fief.</p> <p data-bbox="990 1113 1412 1354"><u>Ask</u> students: "What category or categories of drugs would produce preliminary examination results consistent with this exemplar?" <u>Probe</u> to draw out the bases for students' responses.</p> <p data-bbox="990 1396 1388 1459">Review the results of the Eye Examinations of Subject Fief.</p> <p data-bbox="990 1501 1404 1638"><u>Ask</u> students to discuss the category or categories of drugs that would cause these eye examination results.</p> <p data-bbox="990 1680 1421 1785">Review the results of the Psychophysical Tests of Subject Fief.</p>

Aides	Lesson Plan	Instructor Notes
	d. Vital Signs Examinations.	Ask students to discuss the category or categories of drugs that would produce these psychophysical test results. Review the results of the Vital Signs Examinations of Subject Fief.
	e. Dark Room Examinations.	Ask students to discuss the category or categories of drugs that would produce these results. Review the results of the Dark Room Examinations of Subject Fief.
	f. Other evidence.	Ask students to discuss the category or categories of drugs that would produce these results. Review the results of the examinations for injection sites and muscle rigidity, and of the final interview of Subject Fief. Ask students to comment on the category or categories of drugs that would be consistent with all of the evidence on this exemplar.
	g. Opinions of evaluator.	<u>Point out</u> that the evidence indicates that Subject Fief is under the influence of Cannabis.
	2. Case #2: "Subject Powel".	Solicit students' questions concerning this demonstration. Direct students to review the "Subject Powel" exemplar.

Aides	Lesson Plan	Instructor Notes
	a. Preliminary Examination.	<p>Review the results of the Preliminary Examination of Subject Powel.</p> <p><u>Ask</u> students: "What category or categories of drugs would produce preliminary examination results consistent with this exemplar?" <u>Probe</u> to draw out the bases for students' responses.</p>
	b. Eye Examinations.	<p>Review the results of the Eye Examinations of Subject Powel.</p> <p><u>Ask</u> students to discuss the category or categories of drugs that would cause these eye examination results.</p>
	c. Psychophysical Tests.	<p>Review the results of the Psychophysical Tests of Subject Powel.</p> <p>Ask students to discuss the category or categories of drugs that would produce these psychophysical test results.</p>
	d. Vital Signs Examinations.	<p>Review the results of the Vital Signs Examinations of Subject Powel.</p> <p>Ask students to discuss the category or categories of drugs that would produce these results.</p>
	e. Dark room examinations.	<p>Review the results of the Dark Room Examinations of Subject Powel.</p>

Aides	Lesson Plan	Instructor Notes
 25 Minutes	<p>f. Other evidence.</p> <p>g. Opinions of evaluator.</p> <p>B. Interpretation Practice</p> <p>1. Team practice.</p>	<p>Ask students to discuss the category or categories of drugs that would produce these results.</p> <p>Review the results of the examinations for injection sites and muscle tone, and of the final interview of Subject Powel.</p> <p>Ask students to comment on the category or categories of drugs that would be consistent with all of the evidence on this exemplar.</p> <p><u>Point out</u> that the evidence indicates that Subject Powel is under the influence of Inhalants.</p> <p>Solicit students' questions concerning this demonstration.</p> <p>Assign students to work in teams of 3 or 4 members.</p> <p>Tell teams that they are to review three exemplars (Subjects Jacobs, LaSalle, and Lyons). Team members are to discuss the evidence among themselves and reach a conclusion concerning the category or categories of drugs, <u>if any</u>.</p> <p>Teams will present their conclusions to the entire class.</p>

Aides	Lesson Plan	Instructor Notes
	<ul style="list-style-type: none">a. Review and discussion of exemplars by teams.b. Feedback of results.<ul style="list-style-type: none">o Subject Jacobso Subject LaSalleo Subject Lyons2. Session wrap up.	<p>Allow teams approximately 15 minutes to review the three exemplars and reach their conclusions.</p> <p>Poll the teams to determine their conclusions concerning the category or categories of drugs present in each subject.</p> <p>Offer appropriate comments concerning the teams' performance.</p> <p>Solicit students' comments and questions concerning this practice session.</p>

DRUG CATEGORIES FOR INTERPRETATION PRACTICE

<u>SUBJECT</u>	<u>CATEGORY(IES)</u>
Fief	Cannabis
Jacobs	Inhalants
Powel	PCP <u>and</u> Cannabis
Lasalle	Narcotic Analgesic
Lyons	Hallucinogen

Session XXV

Practice: Test Interpretation




Practice: Test Interpretation

Upon successfully completing this session, the participant will be able to:



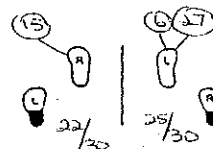
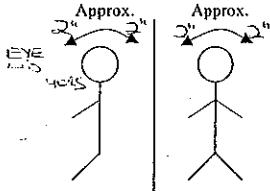
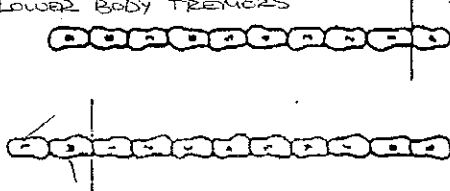
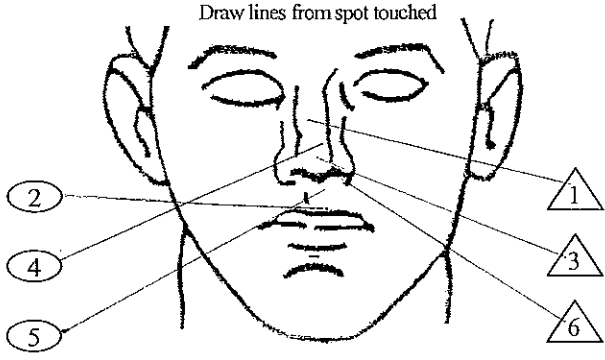


- Analyze the results of a complete drug evaluation and classification examination and identify the category or categories of drugs affecting the individual examined
- Articulate the basis for the drug category identification

Drug Evaluation & Classification Training

XXV-0

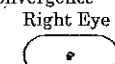
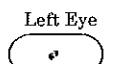
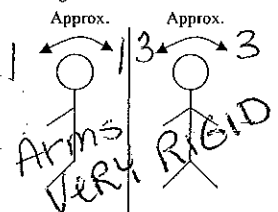
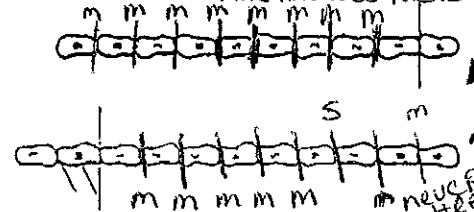
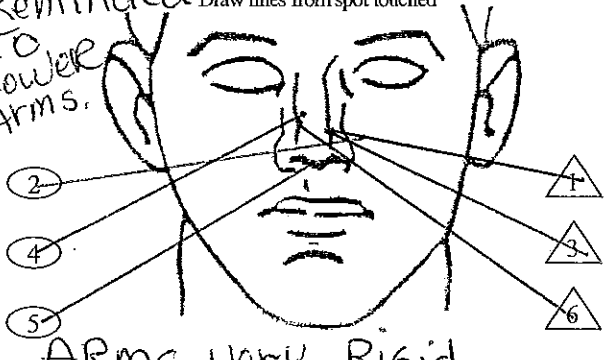
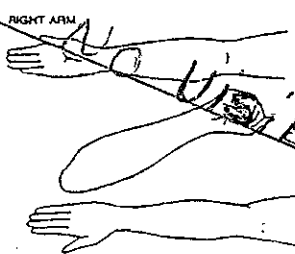
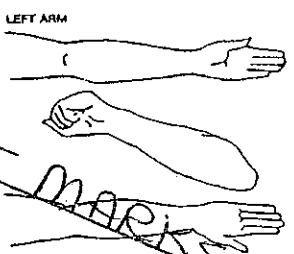


Drug Influence Evaluation

Evaluator 000752 RICHARDSON, SANDY		DRE No 3822		Rolling Log No. 1297		XXV-1	
Recorder/Witness		Crash: <input type="checkbox"/> Fatal <input type="checkbox"/> Injury <input type="checkbox"/> Property					
Arrestee's Name (Last, First, MI) EF, GARY		DOB 9-03-61	Sex M	Race W	Arresting Officer (Name, ID No.) QUIGLEY, BILL NHSP		
Examined/Time/Location 3-21-01 2330 VALLEY TRAFFIC DIVIS.		Breath Results: Instrument # 012838 O.C. 0.00		Chemical Test <input type="checkbox"/> Refused <input checked="" type="checkbox"/> Urine <input type="checkbox"/> Blood <input type="checkbox"/> Refused			
Miranda Warning Given: <input checked="" type="checkbox"/> Yes <input type="checkbox"/> No		What have you eaten today? When? "SOME COOKIES" FEW HRS. AGO		Have you been drinking? How much? TOA N/A		Time of last drink? N/A	
By: RICHARDSON							
Time now? "NO IDEA"	When did you last sleep? How long? I DON'T REMEMBER... "NESPERDAY... LAST NIGHT"	Are you sick or injured? <input type="checkbox"/> Yes <input checked="" type="checkbox"/> No		Are you diabetic or epileptic? <input type="checkbox"/> Yes <input checked="" type="checkbox"/> No			
Do you take insulin? <input type="checkbox"/> Yes <input checked="" type="checkbox"/> No		Do you have any physical defects? <input type="checkbox"/> Yes <input checked="" type="checkbox"/> No		Are you under the care of a doctor or dentist? <input type="checkbox"/> Yes <input checked="" type="checkbox"/> No			
Are you taking any medication or drugs? <input type="checkbox"/> Yes <input checked="" type="checkbox"/> No		Attitude COOPERATIVE, BUT SLOW TO RESPOND DISINTERESTED		Coordination DISORIENTED, UNSTEADY		Breath STALE ODOR	
Speech SLOW		Eyes: <input type="checkbox"/> Reddened Conjunctiva <input type="checkbox"/> Normal <input checked="" type="checkbox"/> Bloodshot <input type="checkbox"/> Watery		Blindness: <input checked="" type="checkbox"/> None <input type="checkbox"/> L Eye <input type="checkbox"/> R Eye		Tracking: <input checked="" type="checkbox"/> Equal <input type="checkbox"/> Unequal	
Corrective Lens: <input checked="" type="checkbox"/> None <input type="checkbox"/> Glasses <input type="checkbox"/> Contacts, if so <input type="checkbox"/> Hard <input type="checkbox"/> Soft		Pupil Size: <input checked="" type="checkbox"/> Equal <input type="checkbox"/> Unequal (explain)		Able to follow stimulus: <input checked="" type="checkbox"/> Yes <input type="checkbox"/> No		Eyelids: <input checked="" type="checkbox"/> Normal <input type="checkbox"/> Droopy	
Pulse & Time	HGN	Left Eye	Right Eye	Vertical Nystagmus? <input type="checkbox"/> Yes <input checked="" type="checkbox"/> No		One Leg Stand LEG TREMORS	
1. 112 / 2335	Lack of Smooth Pursuit	NO	NO	Convergence Right Eye  Left Eye 			
2. 114 / 2347	Max. Deviation	NO	NO				
3. 112 / 2357	Angle of Onset	NONE	NONE				
Romberg Balance 		Walk and Turn Test LOWER BODY TREMORS 		Cannot Keep Balance <input checked="" type="checkbox"/> Starts Too Soon <input type="checkbox"/>		1 st Nine 2 nd Nine	
				Stops Walking <input type="checkbox"/>		<input checked="" type="checkbox"/> Sways While Balancing	
				Misses Heel-Toe <input type="checkbox"/>		<input checked="" type="checkbox"/> Uses Arms to Balance	
				Steps Off Line <input type="checkbox"/>		<input type="checkbox"/> Hopping	
				Raises Arms <input type="checkbox"/>		<input checked="" type="checkbox"/> Puts Foot Down	
				Actual Steps Taken 9 9			
Internal Clock 43 Estimated At 30 Sec.		Describe Turn AS INSTRUCTED BUT SLOW		Cannot Do Test (Explain) N/A		Type of Footwear SANDALS	
EYELID TREMORS <input type="checkbox"/> Right <input type="checkbox"/> Left SWAYING		Pupil Size	Room Light	Darkness	Direct	Nasal Area CLEAR	
		Left Eye	5.5	7.0	5.0	Oral Cavity BROWNISH,	
		Right Eye	5.5	7.0	5.0	GREEN COATING ON TONGUE	
		Hippus <input type="checkbox"/> Yes <input checked="" type="checkbox"/> No	Rebound Dilation <input type="checkbox"/> Yes <input checked="" type="checkbox"/> No	Reaction To Light NORMAL			
Blood Pressure 140 / 100 Temp 98.6		Muscle Tone: <input checked="" type="checkbox"/> Normal <input type="checkbox"/> Flaccid <input type="checkbox"/> Rigid		Comments:		  NONE	
What Medicine or Drug Have You Been Using? THING		How Much? N/A		Time of Use? NO ANSWER		Where Were The Drugs Used? (Location) NO ANSWER	
Time of Arrest 3-21-01 2350		Time DRE Notified 2315		Eval Start Time 2330		Time Completed 0010 3-22-01	
Member Signature (Include Rank) Sandy Richardson NHFSA		ID No. 3822		Reviewed By: DET. [Signature]			
Opinion of Evaluator:		<input type="checkbox"/> Rule Out	<input type="checkbox"/> Alcohol	<input type="checkbox"/> Stimulant	<input type="checkbox"/> PCP	<input type="checkbox"/> Inhalant	<input type="checkbox"/> Cannabis
		<input type="checkbox"/> Medical	<input type="checkbox"/> Depressant	<input type="checkbox"/> Hallucinogen	<input type="checkbox"/> Narcotic Analgesic		

DRUG INFLUENCE EVALUATION		Page 2 of 2
LOG NO.	DRE: Sandy Richardson	ARRESTEE: Gary Fief
1. LOCATION 2. WITNESS 3. BREATH TEST 4. NOTIFICATION / INTERVIEW ARRESTING OFCR. 5. INITIAL OBSERVATIONS 6. MEDICAL PROBLEMS 7. PSYCHOPHYSICAL 8. CLINICAL INDICATORS 9. SIGNS OF INGESTION 10. SUSPECTS STATEMENTS 11. OPINION 12. TOXICOLOGY SAMPLE 13. MISC.		
1. LOCATION: Examination of Gary Fief took place in the DRE room, Valley Traffic Division, LAPD		
2. WITNESS: Arresting Officer Bill Quigley, NHSP		
3. BREATH TEST: Quigley administered breath test to Fief the result was 0.00 and 0.00.		
4. NOTIFICATION / INTERVIEW of ARRESTING OFFICER: Writer was contacted by radio and advised to return to Valley Traffic Division to conduct a DRE evaluation. Quigley stated he had observed the subject driving very slowly (@20 mph) without headlights and impeding traffic.		
5. INITIAL OBSERVATIONS: Writer observed the subject seated in the breath testing room. Subject appeared passive, quiet, and seemed uninterested in what was going on around him. However, he was cooperative and responsive when I talked with him.		
6. MEDICAL PROBLEMS: None noted or stated		
7. PSYCHOPHYSICAL TESTS: Romberg Balance: Subject swayed approximately 2" in a circular motion, and exhibited eyelid tremors, and estimated 43 seconds as 30 seconds. Walk and Turn: Subject lost his balance during the instructions and raised his arms for balance. One Leg Stand: Subject raised his arms, swayed, and put his foot down. Finger to Nose: Subject swayed, exhibited eyelid tremors, and missed the tip of his nose.		
8. CLINICAL INDICATORS: Subject's pulse and blood pressure were above the normal range. His pupils were dilated, there was lack of convergence, and reddening of the conjunctiva.		
9. SIGNS of INGESTION: Subject had a brownish - green coloration on his tongue.		
10. STATEMENTS: Subject denied using any medication or drugs.		
11. OPINION of EVALUATOR: In my opinion Gary Fief is under the influence of and unable to operate a vehicle safely.		
12. TOXICOLOGICAL SAMPLE: Subject agreed to provide a urine sample.		
13. MISCELLANEOUS: Throughout the evaluation subject exhibited eyelid and muscle tremors.		

Drug Influence Evaluation

Evaluator SPARKS BOB		DRE No 0501	Rolling Log No. 00-13-401	
Recorder/Witness J. UNSWORTH		Crash: <input type="checkbox"/> Fatal <input checked="" type="checkbox"/> None <input type="checkbox"/> Injury <input type="checkbox"/> Property		
Arrestee's Name (Last, First, MI) Jowel, Jerome		DOB 4-16-71	Sex M	Race B
Arresting Officer (Name, ID No.) UNSWORTH J #1811 Phoenix PD				
Examined/Time/Location 8-21-00 2300 Phoenix PD		Breath Results: 0.00 Refused Instrument # 1234		Chemical Test <input type="checkbox"/> Refused <input checked="" type="checkbox"/> Urine <input type="checkbox"/> Blood
Miranda Warning Given: <input checked="" type="checkbox"/> Yes <input type="checkbox"/> No	What have you eaten today? NO RESPONSE	When? NO RESPONSE	Have you been drinking? NO RESPONSE	How much? NO RESPONSE
By: B SPARKS				Time of last drink? N/A
Time now? NO RESPONSE	When did you last sleep? EAT? Some Hot dogs	How long? NO BEER. Didn't drink.	Are you sick or injured? <input type="checkbox"/> Yes <input checked="" type="checkbox"/> No	
Are you diabetic or epileptic? <input type="checkbox"/> Yes <input checked="" type="checkbox"/> No		Are you under the care of a doctor or dentist? <input type="checkbox"/> Yes <input checked="" type="checkbox"/> No		
Do you take insulin? <input type="checkbox"/> Yes <input checked="" type="checkbox"/> No		Do you have any physical defects? <input type="checkbox"/> Yes <input checked="" type="checkbox"/> No		Are you under the care of a doctor or dentist? <input type="checkbox"/> Yes <input checked="" type="checkbox"/> No
Are you taking any medication or drugs? <input type="checkbox"/> Yes <input checked="" type="checkbox"/> No		Attitude NON RESPONSIVE PASSIVE		Coordination: VERY POOR Staggering - stumbling
Answers "NO" Very slow		Breath ODOR OF MARIJUANA		Face SWEATY BLANK STARE
Speech SLOW DRAWN OUT Repetitive sometimes		Eyes: <input type="checkbox"/> Reddened Conjunctiva <input type="checkbox"/> Normal <input checked="" type="checkbox"/> Bloodshot <input type="checkbox"/> Watery		Blindness: <input checked="" type="checkbox"/> None <input type="checkbox"/> L Eye <input type="checkbox"/> R Eye
Corrective Lens: <input checked="" type="checkbox"/> None <input type="checkbox"/> Glasses <input type="checkbox"/> Contacts, if so <input type="checkbox"/> Hard <input type="checkbox"/> Soft		Pupil Size: <input checked="" type="checkbox"/> Equal <input type="checkbox"/> Unequal (explain)		Able to follow stimulus: <input checked="" type="checkbox"/> Yes <input type="checkbox"/> No
Tracking: <input checked="" type="checkbox"/> Equal <input type="checkbox"/> Unequal		Eyelids: <input checked="" type="checkbox"/> Normal <input type="checkbox"/> Droopy		
Pulse & Time	HGN	Left Eye	Right Eye	Vertical Nystagmus? <input checked="" type="checkbox"/> Yes <input type="checkbox"/> No
1. 108, 2307	Lack of Smooth Pursuit	Yes	Yes	Convergence Right Eye  Left Eye  NEVER moved.
2. 110, 2318	Max. Deviation	Yes	Yes	
3. 108, 2329	Angle of Onset	30°	30°	
Romberg Balance Approx.  Arms VERY RIGID		Walk and Turn Test Arms and legs RIGID 		Cannot Keep Balance <input checked="" type="checkbox"/> Starts Too Soon <input checked="" type="checkbox"/>
				1st Nine <input checked="" type="checkbox"/> 2nd Nine <input checked="" type="checkbox"/> Stops Walking <input checked="" type="checkbox"/> Misses Heel-Toe <input checked="" type="checkbox"/> Steps off line <input checked="" type="checkbox"/> Raises Arms <input checked="" type="checkbox"/> Actual Steps Taken 9 9
Internal Clock 55 Estimated At 30 Sec.	Describe Turn Did not Leave FRONT FOOT stationary		Cannot Do Test (Explain) N/A	
Type of Footwear RUNNING SHOES		Nasal Area CLEAR		
Oral Cavity Small Bits OF Green Leafy material		Reaction To Light NORMAL		
HAD TO BE Reminded TO Lower Arms.  Arms Very Rigid.		Pupil Size	Room Light	Darkness
		Left Eye	5.5	7.5
		Right Eye	5.5	7.5
		Hippus <input type="checkbox"/> Yes <input checked="" type="checkbox"/> No	Rebound Dilation <input checked="" type="checkbox"/> Yes <input type="checkbox"/> No	
		Attach Photos Of Fresh Puncture Marks		
Blood Pressure 148 / 102 Temp 99.8 Muscle Tone: <input type="checkbox"/> Normal <input type="checkbox"/> Flaccid <input checked="" type="checkbox"/> Rigid Comments: VERY RIGID		RIGHT ARM  LEFT ARM  NO VISIBLE MARKS		
What Medicine or Drug Have You Been Using? 2 Response (Blank stare)		How Much? NO RESPONSE	Time of Use? NO RESPONSE	Where Were The Drugs Used? (Location) NOT Telling you
Time of Arrest 8-31-00 2240	Time DRE Notified Present At	ARREST		Eval Start Time 2300
Member Signature (Include Rank) Bob Sparks		ID No. 0123	Reviewed By: J. Richardson	
Time Completed 2338		Opinion of Evaluator:		
<input type="checkbox"/> Rule Out <input type="checkbox"/> Medical <input type="checkbox"/> Alcohol <input type="checkbox"/> Depressant <input type="checkbox"/> Stimulant <input type="checkbox"/> Hallucinogen <input type="checkbox"/> PCP <input type="checkbox"/> Narcotic Analgesic <input type="checkbox"/> Inhalant <input type="checkbox"/> Cannabis				

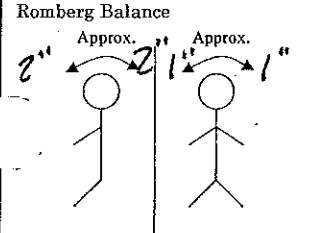
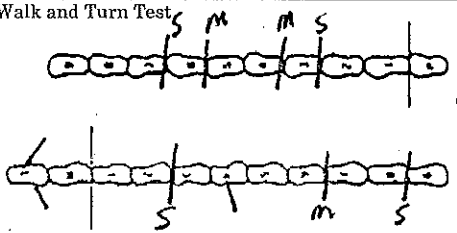
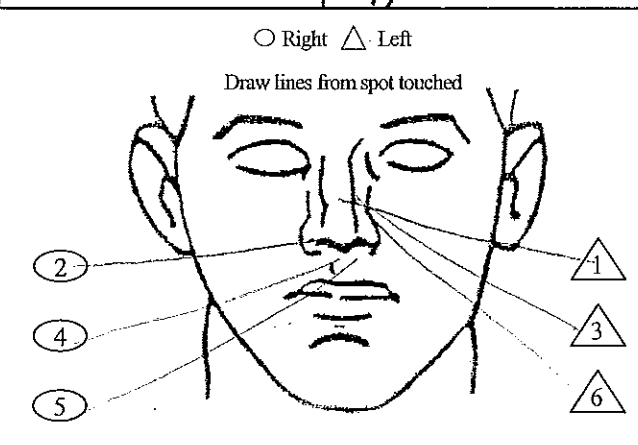
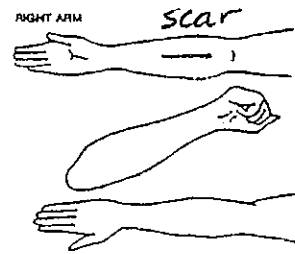
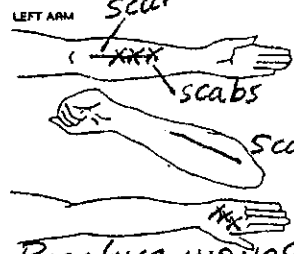
DRUG INFLUENCE EVALUATION		Page <u>2</u> of <u>2</u>
LOG NO.	DRE: Sgt. Bob Sparks	ARRESTEE: Jerome Powel
1. LOCATION 2. WITNESS 3. BREATH TEST 4. NOTIFICATION / INTERVIEW ARRESTING OFCR. 5. INITIAL OBSERVATIONS 6. MEDICAL PROBLEMS 7. PSYCHOPHYSICAL 8. CLINICAL INDICATORS 9. SIGNS OF INGESTION 10. SUSPECTS STATEMENTS 11. OPINION 12. TOXICOLOGY SAMPLE 13. MISC.		
1. LOCATION: Examination of Jerome Powel took place in the DRE room, Traffic Office, Phoenix Police Dept.		
2. WITNESS: Officer James Unsworth, #1811 PPD		
3. BREATH TEST: Writer administered breath test to Powel the result was 0.00%.		
4. NOTIFICATION / INTERVIEW of ARRESTING OFFICER: Writer was present at the time of arrest.		
5. INITIAL OBSERVATIONS: Writer was supervising a sobriety check point and Officer Unsworth approach a vehicle and initiate a conversation with the subject. When the subject exited his vehicle, he was unsteady on his feet, and very slow in responding to Officer Unsworth's questions and instructions.		
6. MEDICAL PROBLEMS: None noted or stated		
7. PSYCHOPHYSICAL TESTS: Romberg Balance: Subject swayed approximately 3" side to side, and estimated 55 seconds as 30 seconds. Walk and Turn: Subject lost his balance during the instructions, stepped off the line, missed heel to toe, stopped walking, raised his arms for balance, and turned improperly. One Leg Stand: Subject raised his arms, swayed and put his foot down. On the second legs he could not maintain his balance and the test was terminated for his safety. Finger to Nose: Subject missed tip of his nose each time, and kept his finger in contact with the face on every trial.		
8. CLINICAL INDICATORS: Subject had HGN, Vertical Nystagmus and Lack of Convergence. His pulse, blood pressure, and temperature were all elevated. His pupils were dilated in near total darkness and exhibited rebound dilation.		
9. SIGNS of INGESTION: Subject's breath had an odor of marijuana and there was vegetable material on his teeth.		
10. STATEMENTS: Subject denied using any medication or drugs.		
11. OPINION of EVALUATOR: In my opinion Jerome Powel is under the influence of a and unable to operate a vehicle safely.		
12. TOXICOLOGICAL SAMPLE: Subject agreed to provide a urine sample.		
13. MISCELLANEOUS:		

Drug Influence Evaluation

Evaluator <i>Arthur, Randy AOPS</i>		DRE No <i>0459</i>		Rolling Log No. <i>00-19-0213</i>			
Recorder/Witness <i>Authier, Ken TOPS</i>		Crash: <input type="checkbox"/> Fatal <input checked="" type="checkbox"/> None <input type="checkbox"/> Injury <input type="checkbox"/> Property					
Arrestee's Name (Last, First, MI) <i>Jacobs, Bob</i>		DOB <i>11-1-1966</i>	Sex <i>M</i>	Race <i>B</i>	Arresting Officer (Name, ID No.) <i>Authier, Ken 5212 Sgt.</i>		
Date Examined/Time/Location <i>5/7/2000 0200</i>		Location <i>Howard County Intox</i>		Breath Results: <i>0.00</i> <input type="checkbox"/> Refused Instrument # <i>1234</i>		Chemical Test <input type="checkbox"/> Urine <input checked="" type="checkbox"/> Blood <input type="checkbox"/> Refused	
Miranda Warning Given: <input checked="" type="checkbox"/> Yes <input type="checkbox"/> No By: <i>Authier, Ken</i>		What have you eaten today? <i>Pizza</i>		When? <i>Don't remember</i>		Have you been drinking? <i>Coca Cola</i>	
How much? <i>1</i>		Time of last drink? <i>N/A</i>					
Time now? <i>9pm</i>	When did you last sleep? <i>Last night, all night</i>	How long? <i>All night</i>	Are you sick or injured? <input type="checkbox"/> Yes <input checked="" type="checkbox"/> No		Are you diabetic or epileptic? <input type="checkbox"/> Yes <input checked="" type="checkbox"/> No		
Do you take insulin? <input type="checkbox"/> Yes <input checked="" type="checkbox"/> No		Do you have any physical defects? <input type="checkbox"/> Yes <input checked="" type="checkbox"/> No		Are you under the care of a doctor or dentist? <input type="checkbox"/> Yes <input checked="" type="checkbox"/> No			
Are you taking any medication or drugs? <input type="checkbox"/> Yes <input checked="" type="checkbox"/> No		Attitude <i>Withdrawn, passive Detached</i>		Coordination <i>Poor Stumbling</i>		Face <i>Flushed</i>	
Breath <i>Chemical Odor</i>		Eyes: <input type="checkbox"/> Reddened Conjunctiva <input checked="" type="checkbox"/> Normal <input checked="" type="checkbox"/> Bloodshot <input checked="" type="checkbox"/> Watery		Blindness: <input checked="" type="checkbox"/> None <input type="checkbox"/> L Eye <input type="checkbox"/> R Eye		Tracking: <input checked="" type="checkbox"/> Equal <input type="checkbox"/> Unequal	
Speech <i>slow, Slurred, raspy</i>		Corrective Lens: <input checked="" type="checkbox"/> None <input type="checkbox"/> Glasses <input type="checkbox"/> Contacts, if so <input type="checkbox"/> Hard <input type="checkbox"/> Soft		Pupil Size: <input checked="" type="checkbox"/> Equal <input type="checkbox"/> Unequal (explain)		Able to follow stimulus: <input checked="" type="checkbox"/> Yes <input type="checkbox"/> No	
Eyelids: <input checked="" type="checkbox"/> Normal <input type="checkbox"/> Droopy							
Pulse & Time 1. <i>102, 0210</i>		HGN Lack of Smooth Pursuit		Left Eye <i>Yes</i>	Right Eye <i>Yes</i>	Vertical Nystagmus? <input checked="" type="checkbox"/> Yes <input type="checkbox"/> No	
2. <i>104, 0222</i>		Max. Deviation		<i>Yes</i>	<i>Yes</i>	Convergence Right Eye Left Eye	
3. <i>104, 0232</i>		Angle of Onset		<i>35°</i>	<i>35°</i>	One Leg Stand 	
Romburg Balance Approx. <i>2"</i> <i>2"</i> <i>2"</i> <i>Circular Sway</i>		Walk and Turn Test <i>Repeatedly requested instructions!</i> 		Cannot Keep Balance <input checked="" type="checkbox"/> Starts Too Soon <input checked="" type="checkbox"/>		Stops Walking <input checked="" type="checkbox"/> Misses Heel-Toe <input checked="" type="checkbox"/> Steps Off Line <input checked="" type="checkbox"/> Raises Arms <input checked="" type="checkbox"/> Actual Steps Taken <i>9 9</i>	
Internal Clock <i>90</i> Estimated At 30 Sec.		Describe Turn <i>Very slow, as instructed and stiff</i>		Cannot Do Test (Explain) <i>N/A</i>		Type of Footwear <i>Flat shoes</i>	
 <i>swaying</i>		Pupil Size		Room Light	Darkness	Direct	Nasal Area <i>runny nose paint smears on face.</i>
		Left Eye		<i>5.0</i>	<i>6.5</i>	<i>4.5</i>	Oral Cavity <i>Clear</i>
		Right Eye		<i>5.0</i>	<i>6.5</i>	<i>4.5</i>	
		Hippus <input type="checkbox"/> Yes <input checked="" type="checkbox"/> No		Rebound Dilation <input type="checkbox"/> Yes <input checked="" type="checkbox"/> No		Reaction To Light <i>NORMAL</i>	
Blood Pressure <i>142, 98</i>		Temp <i>98.8</i>		 <i>Paint smears</i>			
Muscle Tone: <input checked="" type="checkbox"/> Normal <input type="checkbox"/> Flaccid <input type="checkbox"/> Rigid		Comments:		Attach Photos Of Fresh Puncture Marks			
What Medicine or Drug Have You Been Using? <i>Nothing</i>		How Much? <i>No answer</i>		Time of Use? <i>No answer</i>		Where Were The Drugs Used? (Location) <i>No answer</i>	
Date/Time of Arrest <i>5/7/2000 0130</i>		Time DRE Notified <i>0130</i>		Eval Start Time <i>0200</i>		Time Completed <i>0238</i>	
Member Signature (Include Rank) <i>Randy Arthur</i>		ID No. <i>1776</i>		Reviewed By: <i>Doug Paquet</i>			
Opinion of Evaluator: <input type="checkbox"/> Rule Out <input type="checkbox"/> Medical		<input type="checkbox"/> Alcohol <input type="checkbox"/> Depressant		<input type="checkbox"/> Stimulant <input type="checkbox"/> Hallucinogen		<input type="checkbox"/> PCP <input type="checkbox"/> Narcotic Analgesic <input type="checkbox"/> Inhalant <input type="checkbox"/> Cannabis	

DRUG INFLUENCE EVALUATION		Page 2 of 2
LOG NO.	DRE: F/Sgt. Bill Tower	ARRESTEE: Bob Jacobs
1. LOCATION 2. WITNESS 3. BREATH TEST 4. NOTIFICATION / INTERVIEW ARRESTING OFCR. 5. INITIAL OBSERVATIONS 6. MEDICAL PROBLEMS 7. PSYCHOPHYSICAL 8. CLINICAL INDICATORS 9. SIGNS OF INGESTION 10. SUSPECTS STATEMENTS 11. OPINION 12. TOXICOLOGY SAMPLE 13. MISC.		
1. LOCATION: Examination of Bob Jacobs took place in the DRE room, Howard County Police Dept.		
2. WITNESS: Sgt. Ken Authier		
3. BREATH TEST: Sgt. Ken Authier administered breath test to Jacobs the result was 0.00%.		
4. NOTIFICATION / INTERVIEW of ARRESTING OFFICER: Writer was the evaluating officer.		
5. INITIAL OBSERVATIONS: Sgt. Authier was at residence when awoken by loud shouts and arguing voices. Through window, writer observed four individuals standing on the front lawn. Three were young males, and one female, they were shouting at and pushing each other. The arrestee was standing passively several yards away. Upon turning on the outside light and exiting my residence, the two males and one female fled. The arrestee subject remained standing on the lawn. He appeared dazed and confused. There was a strong chemical odor emanating from him.		
6. MEDICAL PROBLEMS: None noted or stated		
7. PSYCHOPHYSICAL TESTS: Romberg Balance: Subject swayed approximately 2" in a circular motion, and estimated 90 seconds as 30 seconds. When asked, "how long he had been instructed to keep his eyes closed." He stared straight ahead for a few seconds and then said, "what? what did you say?" When the question was repeated he slowly shrugged and said, "I don't know?" Walk and Turn: Subject lost his balance during the instructions, stopped walking, raised his arms for balance, and missed heel to toe and stepped off the line. On several occasions he asked, "What do you want me to do next?" One Leg Stand: Subject could not maintain his balance and the test was stopped for his safety. Finger to Nose: Subject missed tip of his nose each time, and kept opening his eyes.		
8. CLINICAL INDICATORS: Subject had HGN, Vertical Nystagmus and Lack of Convergence. His pulse and blood pressure were above the normal range.		
9. SIGNS of INGESTION: Subject's breath had a strong chemical odor. He had what appeared to be paint smears on his nostrils, lips and right hand.		
10. STATEMENTS: Subject denied using any medication or drugs.		
11. OPINION of EVALUATOR: In my opinion Bob Jacobs is under the influence of a and unable to operate a vehicle safely.		
12. TOXICOLOGICAL SAMPLE: Subject agreed to provide a blood sample.		
13. MISCELLANEOUS:		

Drug Influence Evaluation

Evaluator: <u>Tommy Simms</u>		DRE No: <u>5601</u>		Rolling Log No.: <u>00-18-0210</u>	
Recorder/Witness: <u>T. Herndon (HCSO)</u>		Crash: <input checked="" type="checkbox"/> None <input type="checkbox"/> Fatal <input type="checkbox"/> Injury <input type="checkbox"/> Property			
Arrestee's Name (Last, First, MI): <u>LaSalle, Paul</u>		DOB: <u>01-21-75</u>	Sex: <u>M</u>	Race: <u>W</u>	Arresting Officer (Name, ID No.): <u>Milstead, F. 4443 PPD</u>
Date Examined/Time/Location: <u>10-2-2000 1930 Central Intox</u>		Breath Results: <u>0.00</u> <input type="checkbox"/> Refused Instrument #: <u>1234</u>		Chemical Test: <input checked="" type="checkbox"/> Urine <input type="checkbox"/> Blood <input type="checkbox"/> Refused	
Miranda Warning Given: <input checked="" type="checkbox"/> Yes <input type="checkbox"/> No By: <u>F. Milstead</u>		What have you eaten today? When? <u>Cornflakes. This morning</u>		Have you been drinking? How much? <u>Nothing at all</u> Time of last drink? <u>N/A</u>	
Time now? <u>Midnight</u> When did you last sleep? <u>I don't remember</u> How long? <u></u>		Are you sick or injured? <input checked="" type="checkbox"/> Yes <input type="checkbox"/> No <u>Feels stomach sick</u>		Are you diabetic or epileptic? <input type="checkbox"/> Yes <input checked="" type="checkbox"/> No	
Do you take insulin? <input type="checkbox"/> Yes <input checked="" type="checkbox"/> No		Do you have any physical defects? <input type="checkbox"/> Yes <input checked="" type="checkbox"/> No		Are you under the care of a doctor or dentist? <input type="checkbox"/> Yes <input checked="" type="checkbox"/> No	
Are you taking any medication or drugs? <input checked="" type="checkbox"/> Yes <input type="checkbox"/> No <u>Im pretty clean</u>		Attitude: <u>Cooperative, but slow to respond.</u>		Coordination: <u>Poor, stumbling</u>	
		Breath: <u>Normal</u>		Face: <u>Appears Drowsy</u>	
Speech: <u>slow low raspy</u>		Eyes: <input type="checkbox"/> Reddened Conjunctiva <input checked="" type="checkbox"/> Normal <input type="checkbox"/> Bloodshot <input type="checkbox"/> Watery		Blindness: <input checked="" type="checkbox"/> None <input type="checkbox"/> L Eye <input type="checkbox"/> R Eye	
Corrective Lens: <input checked="" type="checkbox"/> None <input type="checkbox"/> Glasses <input type="checkbox"/> Contacts, if so <input type="checkbox"/> Hard <input type="checkbox"/> Soft		Pupil Size: <input checked="" type="checkbox"/> Equal <input type="checkbox"/> Unequal (explain)		Able to follow stimulus: <input checked="" type="checkbox"/> Yes <input type="checkbox"/> No	
				Tracking: <input checked="" type="checkbox"/> Equal <input type="checkbox"/> Unequal	
Pulse & Time		HGN		Vertical Nystagmus? <input type="checkbox"/> Yes <input checked="" type="checkbox"/> No	
1. <u>56, 1935</u>		Lack of Smooth Pursuit		Convergence	
2. <u>60, 1950</u>		Max. Deviation		Right Eye <u>NO</u> Left Eye <u>NO</u>	
3. <u>56, 2005</u>		Angle of Onset		None None	
Romborg Balance		Walk and Turn Test		Cannot Keep Balance <input checked="" type="checkbox"/> Starts Too Soon <input checked="" type="checkbox"/>	
				Stops Walking <input checked="" type="checkbox"/> Misses Heel-Toe <input checked="" type="checkbox"/> Steps Off Line <input checked="" type="checkbox"/> Raises Arms <input checked="" type="checkbox"/> Actual Steps Taken: 1st Njibe <u>9</u> , 2nd Njibe <u>9</u>	
Internal Clock: <u>58</u> Estimated At 30 Sec.		Describe Turn: <u>lost balance staggered to the right.</u>		Cannot Do Test (Explain): <u>N/A</u>	
				Type of Footwear: <u>Work boots</u>	
		Pupil Size		Room Light	
		Left Eye: <u>1.5</u>		<u>1.5</u>	
		Right Eye: <u>1.5</u>		<u>1.5</u>	
		Hippus: <input checked="" type="checkbox"/> Yes <input type="checkbox"/> No		Rebound Dilation: <input type="checkbox"/> Yes <input checked="" type="checkbox"/> No	
		RIGHT ARM: <u>scar</u>		LEFT ARM: <u>scar</u>	
					
Blood Pressure: <u>110, 60</u> Temp: <u>97.5</u>				Puncture wounds oozing fluid.	
Muscle Tone: <input type="checkbox"/> Normal <input checked="" type="checkbox"/> Flaccid <input type="checkbox"/> Rigid Comments: <u>Neck rubbery</u>				Attach Photos Of Fresh Puncture Marks	
What Medicine or Drug Have You Been Using? How Much? <u>In clean now. Im not using now.</u>		Time of Use? <u>Im clean</u>		Where Were The Drugs Used? (Location) <u>Im clean</u>	
Date/Time of Arrest: <u>10/2/2000 1915</u>		Time DRE Notified: <u>1915</u>		Eval Start Time: <u>1930</u> Time Completed: <u>2010</u>	
Member Signature (Include Rank): <u>Tommy Simms</u>		ID No.: <u>5211</u>		Reviewed By: <u>M. Taylor DC METRO</u>	
Opinion of Evaluator: <input type="checkbox"/> Rule Out <input type="checkbox"/> Medical		<input type="checkbox"/> Alcohol <input type="checkbox"/> Depressant		<input type="checkbox"/> Stimulant <input type="checkbox"/> Hallucinogen <input type="checkbox"/> PCP <input type="checkbox"/> Narcotic Analgesic <input type="checkbox"/> Inhalant <input type="checkbox"/> Cannabis	

DRUG INFLUENCE EVALUATION		Page 2 of 2
LOG NO.	DRE: Sgt. William Niles	ARRESTEE: Paul LaSalle
1. LOCATION 2. WITNESS 3. BREATH TEST 4. NOTIFICATION / INTERVIEW ARRESTING OFCR. 5. INITIAL OBSERVATIONS 6. MEDICAL PROBLEMS 7. PSYCHOPHYSICAL 8. CLINICAL INDICATORS 9. SIGNS OF INGESTION 10. SUSPECTS STATEMENTS 11. OPINION 12. TOXICOLOGY SAMPLE 13. MISC.		
1. LOCATION: Examination of Paul LaSalle took place in the holding area NRB		
2. WITNESS: Arresting Officer Frank Milstead #4443 PPD		
3. BREATH TEST: Officer Milstead administered breath test to LaSalle the result was 0.00%.		
4. NOTIFICATION / INTERVIEW of ARRESTING OFFICER: Writer was assisting members of the Phoenix Police Department conduct a drug surveillance at Compton Terrace, prior to a 'Graceful Chickens' concert. Officer Milstead had received information, that there was a very drunk individual seated near the entrance to Compton Terrace. The subject appeared very sleepy and was very unsteady while walking, even while being supported.		
5. INITIAL OBSERVATIONS: Writer observed subject seated in a chair his head was flopped down against his chest and he appeared to be sleeping. As he walked, he was very unsteady unsteady and stumbling. His pupils were constricted and his voice was low, slow, and raspy.		
6. MEDICAL PROBLEMS: Subject indicated some nausea.		
7. PSYCHOPHYSICAL TESTS: Romberg Balance: Subject swayed approximately 1" side to side, 2" front to back, and estimated 58 seconds as 30 seconds. Walk and Turn: Subject lost his balance during the instructions, stopped walking, missed heel to toe, stepped off the line, and used his arms for balance. One Leg Stand: Subject was unable to perform test, and it was terminated for his safety. Finger to Nose: Subject missed tip of his nose each time, His movements were very slow, and his head was leaning forward towards his chest.		
8. CLINICAL INDICATORS: Subject had constricted pupils. His pulse, blood pressure and body temperature were below the normal range.		
9. SIGNS of INGESTION: Subject had several old track marks on both arms, and fresh puncture wounds on his left hand. All three of these were oozing clear fluid.		
10. STATEMENTS: Subject made several statements about being "clean" and "not using now." He repeatedly answered "not sick" to questions concerning the use of medication. He also failed to respond to a couple of the questions		
11. OPINION of EVALUATOR: In my opinion Paul LaSalle is under the influence of a and unable to operate a vehicle safely.		
12. TOXICOLOGICAL SAMPLE: Subject agreed to provide a urine sample.		
13. MISCELLANEOUS:		

Drug Influence Evaluation

Evaluator: TOLAND, STEVE		DRE No: 0801	Rolling Log No: 00-01-124			
Recorder/Witness: MARK LEWIS		Crash: <input checked="" type="checkbox"/> None <input type="checkbox"/> Fatal <input type="checkbox"/> Injury <input type="checkbox"/> Property				
Arrestee's Name (Last, First, MI): YONS J. B.		DOB: 6-1-52	Sex: M	Race: W	Arresting Officer (Name, ID No.): LEWIS MARK	
Time Examined/Time/Location: 11-5-00 2100 MPD		Breath Results: 0.00 <input type="checkbox"/> Refused Instrument #: 1234		Chemical Test: <input type="checkbox"/> Urine <input type="checkbox"/> Blood <input type="checkbox"/> Refused		
Miranda Warning Given: <input checked="" type="checkbox"/> Yes <input type="checkbox"/> No	By: STEVE TOLAND	What have you eaten today? MILKSHAKE	When? NOON	Have you been drinking? Nothing I don't drink	How much? N/A	Time of last drink? N/A
Time now? Midnight	When did you last sleep? TODAY	How long? 2hrs	Are you sick or injured? <input type="checkbox"/> Yes <input checked="" type="checkbox"/> No I FEEL JUST FINE		Are you diabetic or epileptic? <input type="checkbox"/> Yes <input checked="" type="checkbox"/> No	
Do you take insulin? <input type="checkbox"/> Yes <input checked="" type="checkbox"/> No		Do you have any physical defects? <input type="checkbox"/> Yes <input checked="" type="checkbox"/> No		Are you under the care of a doctor or dentist? <input type="checkbox"/> Yes <input checked="" type="checkbox"/> No		
Are you taking any medication or drugs? <input type="checkbox"/> Yes <input checked="" type="checkbox"/> No		Attitude: RAPID emotional changes Laughing to crying		Coordination: VERY POOR Stumbling		
Speech: Mumbled, incoherent SHOUTING		Breath: NORMAL		Face: FLUSHED SWEATY		
Corrective Lens: <input checked="" type="checkbox"/> None <input type="checkbox"/> Glasses <input type="checkbox"/> Contacts, if so <input type="checkbox"/> Hard <input type="checkbox"/> Soft		Pupil Size: <input checked="" type="checkbox"/> Equal <input type="checkbox"/> Unequal (explain)		Blindness: <input checked="" type="checkbox"/> None <input type="checkbox"/> L Eye <input type="checkbox"/> R Eye		
Eyes: <input type="checkbox"/> Reddened Conjunctiva <input type="checkbox"/> Normal <input type="checkbox"/> Bloodshot <input type="checkbox"/> Watery BUG EYED STARE		Able to follow stimulus: <input checked="" type="checkbox"/> Yes <input type="checkbox"/> No		Tracking: <input checked="" type="checkbox"/> Equal <input type="checkbox"/> Unequal		
Pulse & Time: 1. 116, 2110		HGN: Lack of Smooth Pursuit	Left Eye: NO	Right Eye: NO	Vertical Nystagmus? <input type="checkbox"/> Yes <input checked="" type="checkbox"/> No	
Pulse & Time: 2. 108, 2130		HGN: Max. Deviation	Left Eye: NO	Right Eye: NO	Convergence: Right Eye Left Eye	
Pulse & Time: 3. 112, 2145		HGN: Angle of Onset	Left Eye: NONE	Right Eye: NONE	One Leg Stand: TEST STOPPED NEARLY FELL	
Romberg Balance: TEST STOPPED		Walk and Turn Test: TEST STOPPED COULD NOT STAND HEEL-TOE		Cannot Keep Balance <input checked="" type="checkbox"/> Starts Too Soon <input checked="" type="checkbox"/>		
Internal Clock: N/A Estimated At 90 Sec.		Describe Turn: N/A		Cannot Do Test (Explain): LOST BALANCE 3 TIMES NEARLY FELL		
Type of Footwear: LOAFERS		Pupil Size: Left Eye 6.5 Right Eye 6.5		Room Light: 8.5		
Type of Footwear: LOAFERS		Darkness: 6.0		Direct: 6.0		
Type of Footwear: LOAFERS		Nasal Area: CLEAR		Oral Cavity: CLEAR		
Type of Footwear: LOAFERS		Hippus: <input checked="" type="checkbox"/> No		Rebound Dilation: <input type="checkbox"/> Yes <input checked="" type="checkbox"/> No		
Type of Footwear: LOAFERS		Reaction To Light: NORMAL		Right Arm: NO VISIBLE MARKS		
Type of Footwear: LOAFERS		Left Arm:		Attach Photos Of Fresh Puncture Marks		
Blood Pressure: 156 / 102		Temp: 99.8		Muscle Tone: <input checked="" type="checkbox"/> Normal <input type="checkbox"/> Flaccid <input type="checkbox"/> Rigid		
Comments: TEST STOPPED STAGGERED CRYING NEARLY FELL		What Medicine or Drug Have You Been Using? Laughing Uncontrolled Response		How Much? NO		
Time of Arrest: 11-5-00 2050 hrs		Time DRE Notified: 2055		Time of Use? LAUGHING		
Member Signature:		ID No.: 1586		Where Were The Drugs Used? (Location): LAUGHING		
Opinion of Evaluator: <input type="checkbox"/> Rule Out <input type="checkbox"/> Medical		Opinion of Evaluator: <input type="checkbox"/> Alcohol <input type="checkbox"/> Depressant		Opinion of Evaluator: <input type="checkbox"/> Stimulant <input type="checkbox"/> Hallucinogen		
Opinion of Evaluator: <input type="checkbox"/> Rule Out <input type="checkbox"/> Medical		Opinion of Evaluator: <input type="checkbox"/> Alcohol <input type="checkbox"/> Depressant		Opinion of Evaluator: <input type="checkbox"/> Stimulant <input type="checkbox"/> Hallucinogen		
Opinion of Evaluator: <input type="checkbox"/> Rule Out <input type="checkbox"/> Medical		Opinion of Evaluator: <input type="checkbox"/> Alcohol <input type="checkbox"/> Depressant		Opinion of Evaluator: <input type="checkbox"/> Stimulant <input type="checkbox"/> Hallucinogen		
Opinion of Evaluator: <input type="checkbox"/> Rule Out <input type="checkbox"/> Medical		Opinion of Evaluator: <input type="checkbox"/> Alcohol <input type="checkbox"/> Depressant		Opinion of Evaluator: <input type="checkbox"/> Stimulant <input type="checkbox"/> Hallucinogen		
Opinion of Evaluator: <input type="checkbox"/> Rule Out <input type="checkbox"/> Medical		Opinion of Evaluator: <input type="checkbox"/> Alcohol <input type="checkbox"/> Depressant		Opinion of Evaluator: <input type="checkbox"/> Stimulant <input type="checkbox"/> Hallucinogen		
Opinion of Evaluator: <input type="checkbox"/> Rule Out <input type="checkbox"/> Medical		Opinion of Evaluator: <input type="checkbox"/> Alcohol <input type="checkbox"/> Depressant		Opinion of Evaluator: <input type="checkbox"/> Stimulant <input type="checkbox"/> Hallucinogen		
Opinion of Evaluator: <input type="checkbox"/> Rule Out <input type="checkbox"/> Medical		Opinion of Evaluator: <input type="checkbox"/> Alcohol <input type="checkbox"/> Depressant		Opinion of Evaluator: <input type="checkbox"/> Stimulant <input type="checkbox"/> Hallucinogen		
Opinion of Evaluator: <input type="checkbox"/> Rule Out <input type="checkbox"/> Medical		Opinion of Evaluator: <input type="checkbox"/> Alcohol <input type="checkbox"/> Depressant		Opinion of Evaluator: <input type="checkbox"/> Stimulant <input type="checkbox"/> Hallucinogen		
Opinion of Evaluator: <input type="checkbox"/> Rule Out <input type="checkbox"/> Medical		Opinion of Evaluator: <input type="checkbox"/> Alcohol <input type="checkbox"/> Depressant		Opinion of Evaluator: <input type="checkbox"/> Stimulant <input type="checkbox"/> Hallucinogen		
Opinion of Evaluator: <input type="checkbox"/> Rule Out <input type="checkbox"/> Medical		Opinion of Evaluator: <input type="checkbox"/> Alcohol <input type="checkbox"/> Depressant		Opinion of Evaluator: <input type="checkbox"/> Stimulant <input type="checkbox"/> Hallucinogen		
Opinion of Evaluator: <input type="checkbox"/> Rule Out <input type="checkbox"/> Medical		Opinion of Evaluator: <input type="checkbox"/> Alcohol <input type="checkbox"/> Depressant		Opinion of Evaluator: <input type="checkbox"/> Stimulant <input type="checkbox"/> Hallucinogen		
Opinion of Evaluator: <input type="checkbox"/> Rule Out <input type="checkbox"/> Medical		Opinion of Evaluator: <input type="checkbox"/> Alcohol <input type="checkbox"/> Depressant		Opinion of Evaluator: <input type="checkbox"/> Stimulant <input type="checkbox"/> Hallucinogen		
Opinion of Evaluator: <input type="checkbox"/> Rule Out <input type="checkbox"/> Medical		Opinion of Evaluator: <input type="checkbox"/> Alcohol <input type="checkbox"/> Depressant		Opinion of Evaluator: <input type="checkbox"/> Stimulant <input type="checkbox"/> Hallucinogen		
Opinion of Evaluator: <input type="checkbox"/> Rule Out <input type="checkbox"/> Medical		Opinion of Evaluator: <input type="checkbox"/> Alcohol <input type="checkbox"/> Depressant		Opinion of Evaluator: <input type="checkbox"/> Stimulant <input type="checkbox"/> Hallucinogen		
Opinion of Evaluator: <input type="checkbox"/> Rule Out <input type="checkbox"/> Medical		Opinion of Evaluator: <input type="checkbox"/> Alcohol <input type="checkbox"/> Depressant		Opinion of Evaluator: <input type="checkbox"/> Stimulant <input type="checkbox"/> Hallucinogen		
Opinion of Evaluator: <input type="checkbox"/> Rule Out <input type="checkbox"/> Medical		Opinion of Evaluator: <input type="checkbox"/> Alcohol <input type="checkbox"/> Depressant		Opinion of Evaluator: <input type="checkbox"/> Stimulant <input type="checkbox"/> Hallucinogen		
Opinion of Evaluator: <input type="checkbox"/> Rule Out <input type="checkbox"/> Medical		Opinion of Evaluator: <input type="checkbox"/> Alcohol <input type="checkbox"/> Depressant		Opinion of Evaluator: <input type="checkbox"/> Stimulant <input type="checkbox"/> Hallucinogen		
Opinion of Evaluator: <input type="checkbox"/> Rule Out <input type="checkbox"/> Medical		Opinion of Evaluator: <input type="checkbox"/> Alcohol <input type="checkbox"/> Depressant		Opinion of Evaluator: <input type="checkbox"/> Stimulant <input type="checkbox"/> Hallucinogen		
Opinion of Evaluator: <input type="checkbox"/> Rule Out <input type="checkbox"/> Medical		Opinion of Evaluator: <input type="checkbox"/> Alcohol <input type="checkbox"/> Depressant		Opinion of Evaluator: <input type="checkbox"/> Stimulant <input type="checkbox"/> Hallucinogen		
Opinion of Evaluator: <input type="checkbox"/> Rule Out <input type="checkbox"/> Medical		Opinion of Evaluator: <input type="checkbox"/> Alcohol <input type="checkbox"/> Depressant		Opinion of Evaluator: <input type="checkbox"/> Stimulant <input type="checkbox"/> Hallucinogen		
Opinion of Evaluator: <input type="checkbox"/> Rule Out <input type="checkbox"/> Medical		Opinion of Evaluator: <input type="checkbox"/> Alcohol <input type="checkbox"/> Depressant		Opinion of Evaluator: <input type="checkbox"/> Stimulant <input type="checkbox"/> Hallucinogen		
Opinion of Evaluator: <input type="checkbox"/> Rule Out <input type="checkbox"/> Medical		Opinion of Evaluator: <input type="checkbox"/> Alcohol <input type="checkbox"/> Depressant		Opinion of Evaluator: <input type="checkbox"/> Stimulant <input type="checkbox"/> Hallucinogen		
Opinion of Evaluator: <input type="checkbox"/> Rule Out <input type="checkbox"/> Medical		Opinion of Evaluator: <input type="checkbox"/> Alcohol <input type="checkbox"/> Depressant		Opinion of Evaluator: <input type="checkbox"/> Stimulant <input type="checkbox"/> Hallucinogen		
Opinion of Evaluator: <input type="checkbox"/> Rule Out <input type="checkbox"/> Medical		Opinion of Evaluator: <input type="checkbox"/> Alcohol <input type="checkbox"/> Depressant		Opinion of Evaluator: <input type="checkbox"/> Stimulant <input type="checkbox"/> Hallucinogen		
Opinion of Evaluator: <input type="checkbox"/> Rule Out <input type="checkbox"/> Medical		Opinion of Evaluator: <input type="checkbox"/> Alcohol <input type="checkbox"/> Depressant		Opinion of Evaluator: <input type="checkbox"/> Stimulant <input type="checkbox"/> Hallucinogen		
Opinion of Evaluator: <input type="checkbox"/> Rule Out <input type="checkbox"/> Medical		Opinion of Evaluator: <input type="checkbox"/> Alcohol <input type="checkbox"/> Depressant		Opinion of Evaluator: <input type="checkbox"/> Stimulant <input type="checkbox"/> Hallucinogen		
Opinion of Evaluator: <input type="checkbox"/> Rule Out <input type="checkbox"/> Medical		Opinion of Evaluator: <input type="checkbox"/> Alcohol <input type="checkbox"/> Depressant		Opinion of Evaluator: <input type="checkbox"/> Stimulant <input type="checkbox"/> Hallucinogen		
Opinion of Evaluator: <input type="checkbox"/> Rule Out <input type="checkbox"/> Medical		Opinion of Evaluator: <input type="checkbox"/> Alcohol <input type="checkbox"/> Depressant		Opinion of Evaluator: <input type="checkbox"/> Stimulant <input type="checkbox"/> Hallucinogen		
Opinion of Evaluator: <input type="checkbox"/> Rule Out <input type="checkbox"/> Medical		Opinion of Evaluator: <input type="checkbox"/> Alcohol <input type="checkbox"/> Depressant		Opinion of Evaluator: <input type="checkbox"/> Stimulant <input type="checkbox"/> Hallucinogen		
Opinion of Evaluator: <input type="checkbox"/> Rule Out <input type="checkbox"/> Medical		Opinion of Evaluator: <input type="checkbox"/> Alcohol <input type="checkbox"/> Depressant		Opinion of Evaluator: <input type="checkbox"/> Stimulant <input type="checkbox"/> Hallucinogen		
Opinion of Evaluator: <input type="checkbox"/> Rule Out <input type="checkbox"/> Medical		Opinion of Evaluator: <input type="checkbox"/> Alcohol <input type="checkbox"/> Depressant		Opinion of Evaluator: <input type="checkbox"/> Stimulant <input type="checkbox"/> Hallucinogen		
Opinion of Evaluator: <input type="checkbox"/> Rule Out <input type="checkbox"/> Medical		Opinion of Evaluator: <input type="checkbox"/> Alcohol <input type="checkbox"/> Depressant		Opinion of Evaluator: <input type="checkbox"/> Stimulant <input type="checkbox"/> Hallucinogen		
Opinion of Evaluator: <input type="checkbox"/> Rule Out <input type="checkbox"/> Medical		Opinion of Evaluator: <input type="checkbox"/> Alcohol <input type="checkbox"/> Depressant		Opinion of Evaluator: <input type="checkbox"/> Stimulant <input type="checkbox"/> Hallucinogen		
Opinion of Evaluator: <input type="checkbox"/> Rule Out <input type="checkbox"/> Medical		Opinion of Evaluator: <input type="checkbox"/> Alcohol <input type="checkbox"/> Depressant		Opinion of Evaluator: <input type="checkbox"/> Stimulant <input type="checkbox"/> Hallucinogen		
Opinion of Evaluator: <input type="checkbox"/> Rule Out <input type="checkbox"/> Medical		Opinion of Evaluator: <input type="checkbox"/> Alcohol <input type="checkbox"/> Depressant		Opinion of Evaluator: <input type="checkbox"/> Stimulant <input type="checkbox"/> Hallucinogen		
Opinion of Evaluator: <input type="checkbox"/> Rule Out <input type="checkbox"/> Medical		Opinion of Evaluator: <input type="checkbox"/> Alcohol <input type="checkbox"/> Depressant		Opinion of Evaluator: <input type="checkbox"/> Stimulant <input type="checkbox"/> Hallucinogen		
Opinion of Evaluator: <input type="checkbox"/> Rule Out <input type="checkbox"/> Medical		Opinion of Evaluator: <input type="checkbox"/> Alcohol <input type="checkbox"/> Depressant		Opinion of Evaluator: <input type="checkbox"/> Stimulant <input type="checkbox"/> Hallucinogen		
Opinion of Evaluator: <input type="checkbox"/> Rule Out <input type="checkbox"/> Medical		Opinion of Evaluator: <input type="checkbox"/> Alcohol <input type="checkbox"/> Depressant		Opinion of Evaluator: <input type="checkbox"/> Stimulant <input type="checkbox"/> Hallucinogen		
Opinion of Evaluator: <input type="checkbox"/> Rule Out <input type="checkbox"/> Medical		Opinion of Evaluator: <input type="checkbox"/> Alcohol <input type="checkbox"/> Depressant		Opinion of Evaluator: <input type="checkbox"/> Stimulant <input type="checkbox"/> Hallucinogen		
Opinion of Evaluator: <input type="checkbox"/> Rule Out <input type="checkbox"/> Medical		Opinion of Evaluator: <input type="checkbox"/> Alcohol <input type="checkbox"/> Depressant		Opinion of Evaluator: <input type="checkbox"/> Stimulant <input type="checkbox"/> Hallucinogen		
Opinion of Evaluator: <input type="checkbox"/> Rule Out <input type="checkbox"/> Medical		Opinion of Evaluator: <input type="checkbox"/> Alcohol <input type="checkbox"/> Depressant		Opinion of Evaluator: <input type="checkbox"/> Stimulant <input type="checkbox"/> Hallucinogen		
Opinion of Evaluator: <input type="checkbox"/> Rule Out <input type="checkbox"/> Medical		Opinion of Evaluator: <input type="checkbox"/> Alcohol <input type="checkbox"/> Depressant		Opinion of Evaluator: <input type="checkbox"/> Stimulant <input type="checkbox"/> Hallucinogen		
Opinion of Evaluator: <input type="checkbox"/> Rule Out <input type="checkbox"/> Medical		Opinion of Evaluator: <input type="checkbox"/> Alcohol <input type="checkbox"/> Depressant		Opinion of Evaluator: <input type="checkbox"/> Stimulant <input type="checkbox"/> Hallucinogen		
Opinion of Evaluator: <input type="checkbox"/> Rule Out <input type="checkbox"/> Medical		Opinion of Evaluator: <input type="checkbox"/> Alcohol <input type="checkbox"/> Depressant		Opinion of Evaluator: <input type="checkbox"/> Stimulant <input type="checkbox"/> Hallucinogen		
Opinion of Evaluator: <input type="checkbox"/> Rule Out <input type="checkbox"/> Medical		Opinion of Evaluator: <input type="checkbox"/> Alcohol <input type="checkbox"/> Depressant		Opinion of Evaluator: <input type="checkbox"/> Stimulant <input type="checkbox"/> Hallucinogen		
Opinion of Evaluator: <input type="checkbox"/> Rule Out <input type="checkbox"/> Medical		Opinion of Evaluator: <input type="checkbox"/> Alcohol <input type="checkbox"/> Depressant		Opinion of Evaluator: <input type="checkbox"/> Stimulant <input type="checkbox"/> Hallucinogen		
Opinion of Evaluator: <input type="checkbox"/> Rule Out <input type="checkbox"/> Medical		Opinion of Evaluator: <input type="checkbox"/> Alcohol <input type="checkbox"/> Depressant		Opinion of Evaluator: <input type="checkbox"/> Stimulant <input type="checkbox"/> Hallucinogen		
Opinion of Evaluator: <input type="checkbox"/> Rule Out <input type="checkbox"/> Medical		Opinion of Evaluator: <input type="checkbox"/> Alcohol <input type="checkbox"/> Depressant		Opinion of Evaluator: <input type="checkbox"/> Stimulant <input type="checkbox"/> Hallucinogen		
Opinion of Evaluator: <input type="checkbox"/> Rule Out <input type="checkbox"/> Medical		Opinion of Evaluator: <input type="checkbox"/> Alcohol <input type="checkbox"/> Depressant		Opinion of Evaluator: <input type="checkbox"/> Stimulant <input type="checkbox"/> Hallucinogen		
Opinion of Evaluator: <input type="checkbox"/> Rule Out <input type="checkbox"/> Medical		Opinion of Evaluator: <input type="checkbox"/> Alcohol <input type="checkbox"/> Depressant		Opinion of Evaluator: <input type="checkbox"/> Stimulant <input type="checkbox"/> Hallucinogen		
Opinion of Evaluator: <input type="checkbox"/> Rule Out <input type="checkbox"/> Medical		Opinion of Evaluator: <input type="checkbox"/> Alcohol <input type="checkbox"/> Depressant		Opinion of Evaluator: <input type="checkbox"/> Stimulant <input type="checkbox"/> Hallucinogen		
Opinion of Evaluator: <input type="checkbox"/> Rule Out <input type="checkbox"/> Medical		Opinion of Evaluator: <input type="checkbox"/> Alcohol <input type="checkbox"/> Depressant		Opinion of Evaluator: <input type="checkbox"/> Stimulant <input type="checkbox"/> Hallucinogen		
Opinion of Evaluator: <input type="checkbox"/> Rule Out <input type="checkbox"/> Medical		Opinion of Evaluator: <input type="checkbox"/> Alcohol <input type="checkbox"/> Depressant		Opinion of Evaluator: <input type="checkbox"/> Stimulant <input type="checkbox"/> Hallucinogen		
Opinion of Evaluator: <input type="checkbox"/> Rule Out <input type="checkbox"/> Medical		Opinion of Evaluator: <input type="checkbox"/> Alcohol <input type="checkbox"/> Depressant		Opinion of Evaluator: <input type="checkbox"/> Stimulant <input type="checkbox"/> Hallucinogen		
Opinion of Evaluator: <input type="checkbox"/> Rule Out <input type="checkbox"/> Medical		Opinion of Evaluator: <input type="checkbox"/> Alcohol <input type="checkbox"/> Depressant		Opinion of Evaluator: <input type="checkbox"/> Stimulant <input type="checkbox"/> Hallucinogen		
Opinion of Evaluator: <input type="checkbox"/> Rule Out <input type="checkbox"/> Medical		Opinion of Evaluator: <input type="checkbox"/> Alcohol <input type="checkbox"/> Depressant		Opinion of Evaluator: <input type="checkbox"/> Stimulant <input type="checkbox"/> Hallucinogen		
Opinion of Evaluator: <input type="checkbox"/> Rule Out <input type="checkbox"/> Medical		Opinion of Evaluator: <input type="checkbox"/> Alcohol <input type="checkbox"/> Depressant		Opinion of Evaluator: <input type="checkbox"/> Stimulant <input type="checkbox"/> Hallucinogen		
Opinion of Evaluator: <input type="checkbox"/> Rule Out <input type="checkbox"/> Medical		Opinion of Evaluator: <input type="checkbox"/> Alcohol <input type="checkbox"/> Depressant		Opinion of Evaluator: <input type="checkbox"/> Stimulant <input type="checkbox"/> Hallucinogen		
Opinion of Evaluator: <input type="checkbox"/> Rule Out <input type="checkbox"/> Medical		Opinion of Evaluator: <input type="checkbox"/> Alcohol <input type="checkbox"/> Depressant		Opinion of Evaluator: <input type="checkbox"/> Stimulant <input type="checkbox"/> Hallucinogen		
Opinion of Evaluator: <input type="checkbox"/> Rule Out <input type="checkbox"/> Medical		Opinion of Evaluator: <input type="checkbox"/> Alcohol <input type="checkbox"/> Depressant		Opinion of Evaluator: <input type="checkbox"/> Stimulant <input type="checkbox"/> Hallucinogen		
Opinion of Evaluator: <input type="checkbox"/> Rule Out <input type="checkbox"/> Medical		Opinion of Evaluator: <input type="checkbox"/> Alcohol <input type="checkbox"/> Depressant		Opinion of Evaluator: <input type="checkbox"/> Stimulant <input type="checkbox"/> Hallucinogen		
Opinion of Evaluator: <input type="checkbox"/> Rule Out <input type="checkbox"/> Medical		Opinion of Evaluator: <input type="checkbox"/> Alcohol <input type="checkbox"/> Depressant		Opinion of Evaluator: <input type="checkbox"/> Stimulant <input type="checkbox"/> Hallucinogen		
Opinion of Evaluator: <input type="checkbox"/> Rule Out <input type="checkbox"/> Medical		Opinion of Evaluator: <input type="checkbox"/> Alcohol <input type="checkbox"/> Depressant		Opinion of Evaluator: <input type="checkbox"/> Stimulant <input type="checkbox"/> Hallucinogen		
Opinion of Evaluator: <input type="checkbox"/> Rule Out <input type="checkbox"/> Medical		Opinion of Evaluator: <input type="checkbox"/> Alcohol <input type="checkbox"/> Depressant		Opinion of Evaluator: <input type="checkbox"/> Stimulant <input type="checkbox"/> Hallucinogen		
Opinion of Evaluator: <input type="checkbox"/> Rule Out <input type="checkbox"/> Medical		Opinion of Evaluator: <input type="checkbox"/> Alcohol <input type="checkbox"/> Depressant		Opinion of Evaluator: <input type="checkbox"/> Stimulant <input type="checkbox"/> Hallucinogen		
Opinion of Evaluator: <input type="checkbox"/> Rule Out <input type="checkbox"/> Medical		Opinion of Evaluator: <input type="checkbox"/> Alcohol <input type="checkbox"/> Depressant		Opinion of Evaluator: <input type="checkbox"/> Stimulant <input type="checkbox"/> Hallucinogen		
Opinion of Evaluator: <input type="checkbox"/> Rule Out <input type="checkbox"/> Medical		Opinion of Evaluator: <input type="checkbox"/> Alcohol <input type="checkbox"/> Depressant		Opinion of Evaluator: <input type="checkbox"/> Stimulant <input type="checkbox"/> Hallucinogen		
Opinion of Evaluator: <input type="checkbox"/> Rule Out <input type="checkbox"/> Medical		Opinion of Evaluator: <input type="checkbox"/> Alcohol <input type="checkbox"/> Depressant		Opinion of Evaluator: <input type="checkbox"/> Stimulant <input type="checkbox"/> Hallucinogen		
Opinion of Evaluator: <input type="checkbox"/> Rule Out <input type="checkbox"/> Medical		Opinion of Evaluator: <input type="checkbox"/> Alcohol <input type="checkbox"/> Depressant		Opinion of Evaluator: <input type="checkbox"/> Stimulant <input type="checkbox"/> Hallucinogen		
Opinion of Evaluator: <input type="checkbox"/> Rule Out <input type="checkbox"/> Medical		Opinion of Evaluator: <input type="checkbox"/> Alcohol <input type="checkbox"/> Depressant		Opinion of Evaluator: <input type="checkbox"/> Stimulant <input type="checkbox"/> Hallucinogen		
Opinion of Evaluator: <input type="checkbox"/> Rule Out <input type="checkbox"/> Medical		Opinion of Evaluator: <input type="checkbox"/> Alcohol <input type="checkbox"/> Depressant		Opinion of Evaluator: <input type="checkbox"/> Stimulant <input type="checkbox"/> Hallucinogen		
Opinion of Evaluator: <input type="checkbox"/> Rule Out <input type="checkbox"/> Medical		Opinion of Evaluator: <input type="checkbox"/> Alcohol <input type="checkbox"/> Depressant		Opinion of Evaluator: <input type="checkbox"/> Stimulant <input type="checkbox"/> Hallucinogen		
Opinion of Evaluator: <input type="checkbox"/> Rule Out <input type="checkbox"/> Medical		Opinion of Evaluator: <input type="checkbox"/> Alcohol <input type="checkbox"/> Depressant		Opinion of Evaluator: <input type="checkbox"/> Stimulant <input type="checkbox"/> Hallucinogen		
Opinion of Evaluator: <input type="checkbox"/> Rule Out <input type="checkbox"/> Medical		Opinion of Evaluator: <input type="checkbox"/> Alcohol <input type="checkbox"/> Depressant		Opinion of Evaluator: <input type="checkbox"/> Stimulant <input type="checkbox"/> Hallucinogen		
Opinion of Evaluator: <input type="checkbox"/> Rule Out <input type="checkbox"/> Medical		Opinion of Evaluator: <input type="checkbox"/> Alcohol <input type="checkbox"/> Depressant		Opinion of Evaluator: <input type="checkbox"/> Stimulant <input type="checkbox"/> Hallucinogen		
Opinion of Evaluator: <input type="checkbox"/> Rule Out <input type="checkbox"/> Medical		Opinion of Evaluator: <input type="checkbox"/> Alcohol <input type="checkbox"/> Depressant		Opinion of Evaluator: <input type="checkbox"/> Stimulant <input type="checkbox"/> Hallucinogen		
Opinion of Evaluator: <input type="checkbox"/> Rule Out <input type="checkbox"/> Medical		Opinion of Evaluator: <input type="checkbox"/> Alcohol <input type="checkbox"/> Depressant		Opinion of Evaluator: <input type="checkbox"/> Stimulant <input type="checkbox"/> Hallucinogen		
Opinion of Evaluator: <input type="checkbox"/> Rule Out <input type="checkbox"/> Medical		Opinion of Evaluator: <input type="checkbox"/> Alcohol <input type="checkbox"/> Depressant		Opinion of Evaluator: <input type="checkbox"/> Stimulant <input type="checkbox"/> Hallucinogen		
Opinion of Evaluator: <input type="checkbox"/> Rule Out <input type="checkbox"/> Medical		Opinion of Evaluator: <input type="checkbox"/> Alcohol <input type="checkbox"/> Depressant		Opinion of Evaluator: <input type="checkbox"/> Stimulant <input type="checkbox"/> Hallucinogen		
Opinion of Evaluator: <input type="checkbox"/> Rule Out <input type="checkbox"/> Medical		Opinion of Evaluator: <input type="checkbox"/> Alcohol <input type="checkbox"/> Depressant		Opinion of Evaluator: <input type="checkbox"/> Stimulant <input type="checkbox"/> Hallucinogen		
Opinion of Evaluator: <input type="checkbox"/> Rule Out <input type="checkbox"/> Medical		Opinion of Evaluator: <input type="checkbox"/> Alcohol <input type="checkbox"/> Depressant		Opinion of Evaluator: <input type="checkbox"/> Stimulant <input type="checkbox"/> Hallucinogen		
Opinion of Evaluator: <input type="checkbox"/> Rule Out <input type="checkbox"/> Medical		Opinion of Evaluator: <input type="checkbox"/> Alcohol <input type="checkbox"/> Depressant		Opinion of Evaluator: <input type="checkbox"/> Stimulant <input type="checkbox"/> Hallucinogen		
Opinion of Evaluator: <input type="checkbox"/> Rule Out <input type="checkbox"/> Medical		Opinion of Evaluator: <input type="checkbox"/> Alcohol <input type="checkbox"/> Depressant		Opinion of Evaluator: <input type="checkbox"/> Stimulant <input type="checkbox"/> Hallucinogen		
Opinion of Evaluator: <input type="checkbox"/> Rule Out <input type="checkbox"/> Medical		Opinion of Evaluator: <input type="checkbox"/> Alcohol <input type="checkbox"/> Depressant		Opinion of Evaluator: <input type="checkbox"/> Stimulant <input type="checkbox"/> Hallucinogen		
Opinion of Evaluator: <input type="checkbox"/> Rule Out <input type="checkbox"/> Medical		Opinion of Evaluator: <input type="checkbox"/> Alcohol <input type="checkbox"/> Depressant		Opinion of Evaluator: <input type="checkbox"/> Stimulant <input type="checkbox"/> Hallucinogen		
Opinion of Evaluator: <input type="checkbox"/> Rule Out <input type="checkbox"/> Medical		Opinion of Evaluator: <input type="checkbox"/> Alcohol <input type="checkbox"/> Depressant		Opinion of Evaluator: <input type="checkbox"/> Stimulant <input type="checkbox"/> Hallucinogen		
Opinion of Evaluator: <input type="checkbox"/> Rule Out <input type="checkbox"/> Medical		Opinion of Evaluator: <input type="checkbox"/> Alcohol <input type="checkbox"/> Depressant		Opinion of Evaluator: <input type="checkbox"/> Stimulant <input type="checkbox"/> Hallucinogen		
Opinion of Evaluator: <input type="checkbox"/> Rule Out <input type="checkbox"/> Medical		Opinion of Evaluator: <input type="checkbox"/> Alcohol <input type="checkbox"/> Depressant		Opinion of Evaluator: <input type="checkbox"/> Stimulant <input type="checkbox"/> Hallucinogen		
Opinion of Evaluator: <input type="checkbox"/> Rule Out <input type="checkbox"/> Medical		Opinion of Evaluator: <input type="checkbox"/> Alcohol <input type="checkbox"/> Depressant		Opinion of Evaluator: <input type="checkbox"/> Stimulant <input type="checkbox"/> Hallucinogen		
Opinion of Evaluator: <input type="checkbox"/> Rule Out <input type="checkbox"/> Medical		Opinion of Evaluator: <input type="checkbox"/> Alcohol <input type="checkbox"/> Depressant		Opinion of Evaluator: <input type="checkbox"/> Stimulant <input type="checkbox"/> Hallucinogen		
Opinion of Evaluator: <input type="checkbox"/> Rule Out <input type="checkbox"/> Medical		Opinion of Evaluator: <input type="checkbox"/> Alcohol <input type="checkbox"/> Depressant		Opinion of Evaluator: <input type="checkbox"/> Stimulant <input type="checkbox"/> Hallucinogen		
Opinion of Evaluator: <input type="checkbox"/> Rule Out <input type="checkbox"/> Medical		Opinion of Evaluator: <input type="checkbox"/> Alcohol <input type="checkbox"/> Depressant		Opinion of Evaluator: <input type="checkbox"/> Stimulant <input type="checkbox"/> Hallucinogen		
Opinion of Evaluator: <input type="checkbox"/> Rule Out <input type="checkbox"/> Medical		Opinion of Evaluator: <input type="checkbox"/> Alcohol <input type="checkbox"/> Depressant		Opinion of Evaluator: <input type="checkbox"/> Stimulant <input type="checkbox"/> Hallucinogen		
Opinion of Evaluator: <input type="checkbox"/> Rule Out <input type="checkbox"/> Medical		Opinion of Evaluator: <input type="checkbox"/> Alcohol <input type="checkbox"/> Depressant		Opinion of Evaluator: <input type="checkbox"/> Stimulant <input type="checkbox"/> Hallucinogen		
Opinion of Evaluator: <input type="checkbox"/> Rule Out <input type="checkbox"/> Medical		Opinion of Evaluator: <input type="checkbox"/> Alcohol <input type="checkbox"/> Depressant		Opinion of Evaluator: <input type="checkbox"/> Stimulant <input type="checkbox"/> Hallucinogen		
Opinion of Evaluator: <input type="checkbox"/> Rule Out <input type="checkbox"/> Medical		Opinion of Evaluator: <input type="checkbox"/> Alcohol <input type="checkbox"/> Depressant		Opinion of Evaluator: <input type="checkbox"/> Stimulant <input type="checkbox"/> Hallucinogen		
Opinion of Evaluator: <input type="checkbox"/> Rule Out <input type="checkbox"/> Medical		Opinion of Evaluator: <input type="checkbox"/> Alcohol <input type="checkbox"/> Depressant		Opinion of Evaluator: <input type="checkbox"/> Stimulant <input type="checkbox"/> Hallucinogen		
Opinion of Evaluator: <input type="checkbox"/> Rule Out <input type="checkbox"/> Medical		Opinion of Evaluator: <input type="checkbox"/> Alcohol <input type="checkbox"/> Depressant		Opinion of Evaluator: <input type="checkbox"/> Stimulant <input type="checkbox"/> Hallucinogen		

DRUG INFLUENCE EVALUATION		Page 2 of 2
LOG NO.	DRE: Sgt. Steve Toland	ARRESTEE: J.B. Lyons
1. LOCATION 2. WITNESS 3. BREATH TEST 4. NOTIFICATION / INTERVIEW ARRESTING OFCR. 5. INITIAL OBSERVATIONS 6. MEDICAL PROBLEMS 7. PSYCHOPHYSICAL 8. CLINICAL INDICATORS 9. SIGNS OF INGESTION 10. SUSPECTS STATEMENTS 11. OPINION 12. TOXICOLOGY SAMPLE 13. MISC.		
1. LOCATION: Examination of J.B. Lyons took place in the DRE room, Mesa P.D. Hdqtrs		
2. WITNESS: Arresting Officer Mark Lewis #4196 MPD		
3. BREATH TEST: Officer Lewis administered breath test to Lyons the result was 0.00%.		
4. NOTIFICATION / INTERVIEW of ARRESTING OFFICER: Writer was contacted by radio and advised to return to Hdqtrs to conduct a DRE evaluation. Officer Lewis informed me that the subject had nearly been involved in a head on accident.		
5. INITIAL OBSERVATIONS: Writer observed subject seated in the breath test room at Hdqtrs. He was talking to himself and laughing uncontrollably.		
6. MEDICAL PROBLEMS: None noted or stated		
7. PSYCHOPHYSICAL TESTS: Romberg Balance: Subject swayed approximately 2" front to back, and 4" side to side. The test was terminated for the subjects safety. Walk and Turn: Subject was unable to complete, test terminated stopped for the subjects safety. One Leg Stand: Subject was unable to complete, test was terminated for the subjects safety. Finger to Nose: Subject was unable to complete.		
8. CLINICAL INDICATORS: Subject's pupils were dilated, and his pulse, blood pressure and temperature were above the normal range.		
9. SIGNS of INGESTION: None noted		
10. STATEMENTS: Subject stated he had not used any drugs since the 60's		
11. OPINION of EVALUATOR: In my opinion J.B. Lyons is under the influence of a and unable to operate a vehicle safely.		
12. TOXICOLOGICAL SAMPLE: Subject agreed to provide a urine sample.		
13. MISCELLANEOUS:		

Fifty Minutes

SESSION XXVI

PREPARING THE NARRATIVE REPORT

SESSION XXVI PREPARING THE NARRATIVE REPORT

Upon successfully completing this session, the participants will be able to:

- o Discuss the essential elements of the Drug Evaluation report.
- o Prepare a clear and concise narrative description of the results of the Drug Evaluation.

Content Segments

- A. Purpose of the Narrative Report
- B. Drug Evaluation Report Format
- C. Sample Report

Learning Activities

- o Instructor Led Presentations
- o Interactive Discussion

Aides	Lesson Plan	Instructor Notes
	<p>a. The Face Sheet contains some very important information.</p> <p>b. But the Face Sheet does not contain <u>all</u> of the important information that is available concerning this suspect.</p> <p>4. Most importantly, the standard Drug Influence Evaluation Face Sheet is a <u>Technical Document</u>.</p> <p>a. Trained DREs know how to complete and interpret the Face Sheet.</p>	<p>Point out some of the key information on the sample Face Sheet.</p> <p>Examples:</p> <ul style="list-style-type: none"> o Suspect's pulse rate was below normal on the last two measurements. o Suspect had some evidence of Nystagmus, but no onset angle was found. o Suspect's eyes failed to converge. o Suspect's pupils were constricted. <p>Ask students to suggest some important information that might be available that wouldn't ordinarily appear on the Face Sheet.</p> <p>Examples:</p> <ul style="list-style-type: none"> o Information obtained during the interview of the arresting officer. o Elaborate or lengthy statements made by the suspect. o Paraphernalia found in suspect's possession.

Aides

Lesson Plan

Instructor Notes

	<p>b. But many prosecutor, judges, and jurors won't know how to interpret it.</p> <p>5. It is up to you to take all of the information you work so hard to obtain, and to put it into a clear, plain English, written report so that the prosecutor, the judge and the jury will understand what you observed and what it means.</p> <p>a. As a DRE, you have a special ability to secure powerful, scientific evidence that can make the difference between success and failure in court.</p> <p>b. It would be a shame to waste that special ability by submitting an inadequate written report.</p> <p>6. To ensure that the information contained on the Face Sheet is systematic and standardized the results of the tests should be recorded as follows:</p> <p>Lack of Convergence</p> <p>a. A dot should be made where the pupil is and draw an arrow to indicate the movement and where the pupil stops.</p> <p>Romberg</p> <p>a. The first figure indicates the sway from front to back and should be estimated in inches from center.</p>	<p>Remind students of the K.I.S.S. principle- (Keep It Simple Stupid). While using very technical terminology is OK, the DRE must remember that it does no good to have a report that no one but them can understand.</p> <p>Show the students an example. Remind them that in their student manuals is a complete description of the correct way to mark their evaluations.</p> <p>Show the students an example. Remember to have them put the approximate number of inches from center the subject sways on either end of the arrows.</p>
--	--	---

Aides	Lesson Plan	Instructor Notes
	<ul style="list-style-type: none"> b. The second figure indicates the sway from side to side and is estimated in inches from center. 	
	<ul style="list-style-type: none"> c. Record actual elapsed time. 	
	<p>Walk and Turn</p>	<p>Demonstrate how each cue is to be documented using flipcharts or chalkboard</p>
	<ul style="list-style-type: none"> a. The first two categories, cannot keep balance and starts too soon, are observed during the instruction stage. 	
	<ul style="list-style-type: none"> o On the lines indicate the number of times each cue is observed. 	
	<ul style="list-style-type: none"> b. Indicate by a check the number of times the suspect stops, misses heel to toe, steps off line or raises arms. 	
	<ul style="list-style-type: none"> c. Record the actual number of steps taken. 	
	<ul style="list-style-type: none"> d. If the suspect stops walking, indicate where with a vertical slash mark and an "S" under that mark. 	
	<ul style="list-style-type: none"> e. If the suspect steps off the line, indicate with half of a slash mark at an angle in the direction the step was off the line. 	
	<ul style="list-style-type: none"> f. If the suspect misses heel-to-toe, indicate with a vertical slash mark and an "M" under that mark. 	
	<ul style="list-style-type: none"> g. Describe turn. 	

Aides

Lesson Plan

Instructor Notes

One Leg Stand

- a. Indicate above the feet the number they were counting when they put their foot down.
- b. Check marks should be made to indicate the number of times the suspect swayed, used arms, hopped or put foot down.
- c. Indicate how far the subject counted in 30 seconds in the top area of the box above the foot raised.

Finger to Nose

- a. A line should be drawn to the appropriate triangle or circle to indicate where the suspect touched their nose.

Demonstrate how each cue is to be documented using flip charts or chalk board.

Demonstrate how each cue is to be documented using a flip chart or chalk board.

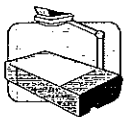
Instructor's Note:

Suggestion: If the DRE draws the line from the place where the suspect touches to the triangle it enables them to draw a straighter line.

Solicit students' comments and questions about the Purpose of the Narrative Report.



20 Minutes



XXVI-2A
("First Seven
Items")

B. Drug Evaluation Report Form

1. The typical drug evaluation report contains 13 major items.
2. First item: the Location (i.e., where the evaluation was conducted).

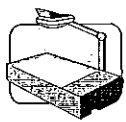
Aides	Lesson Plan	Instructor Notes
	<p>3. Second item: Witnesses.</p> <ul style="list-style-type: none"> a. List the person who served as the evaluator and the recorder with the complete agency name spelled out. b. Other officers who helped to conduct the evaluation. c. Others who observed the evaluation. <p>4. Third item: The Breath Alcohol Test.</p> <ul style="list-style-type: none"> a. Indicate BAC. b. Who administered the breath alcohol test. c. Time the test was administered. <p>5. Fourth item: The Notification and Interview of the Arresting Officer.</p> <ul style="list-style-type: none"> a. When were you first notified of the request for a drug evaluation? b. Summarize the information you were given at that time. c. Document any information provided by the arresting officer. d. Summary of your interview with the arresting officer and other witnesses. 	<p>Include any instructors who witnessed the evaluation</p>

Aides

Lesson Plan

Instructor Notes


- | Aides | Lesson Plan | Instructor Notes |
|-------|---|------------------|
| | <p>6. Fifth item: Initial Observation of the Suspect.</p> <ul style="list-style-type: none"> a. Where you first saw the suspect. b. Noteworthy aspects of your initial observations. c. Findings of the Preliminary Examination of the Suspect. <p>7. Sixth item: Medical Problems and Treatment.</p> <ul style="list-style-type: none"> a. Your observations of any apparent injury or illness affecting the suspect. b. Suspect's statements of injury or illness. c. Summary of any medical treatment provided to the suspect. <p>8. Seventh item: Psychophysical Indicators of Impairment.</p> <ul style="list-style-type: none"> a. Briefly summarize performance of the Romberg, Walk and Turn, One Leg Stand and Finger to Nose tests. b. Include any relevant behaviors on the tests that are not included on the face sheet. <p>9. Eighth item: Clinical Indicators of Impairment.</p> | |



XXVI-2B


Aides	Lesson Plan	Instructor Notes
	<ul style="list-style-type: none"> a. Eye signs. <ul style="list-style-type: none"> o Briefly summarize your observations of HGN, Vertical Gaze Nystagmus, Lack of Convergence, pupil size, reaction to light and appearance of the suspect's eyes. o Document any observations of eyelid tremors b. Vital signs. <ul style="list-style-type: none"> o Briefly summarize the suspect's pulse rate, blood pressure and temperature. c. Document if there were any body, leg or eyelid tremors present. <p>10. Ninth item: Signs of Ingestion.</p> <ul style="list-style-type: none"> a. Results of examinations of oral and nasal cavities. b. Results of examinations for injection marks. c. Odors detected on suspect's breath, hands, clothing, etc. d. Physical debris of drugs or drug paraphernalia found on suspect's person. <p>11. Tenth item: Suspect's Statements.</p>	

Aides	Lesson Plan	Instructor Notes
	<ul style="list-style-type: none"> a. "Miranda" waiver and responses. b. Volunteered or spontaneous statements. c. Statements made as a result of your interview. <ul style="list-style-type: none"> o Include admission or denial of drug use, time and location drugs were used, statements relating to the suspect's perception of their impairment if applicable. <p>12. Eleventh item: DRE's Opinion.</p> <ul style="list-style-type: none"> a. State the category or categories of drugs that you believe is/are affecting the suspect. b. State your opinion concerning the suspect's ability to operate a motor vehicle safely, if applicable to this case. <p>13. Twelfth item: Toxicologic Sample.</p> <ul style="list-style-type: none"> a. State the type of sample (urine, blood, etc.) obtained from the suspect. b. State who drew the sample or observed the collection of the sample. c. State where the sample was taken and to whom it was given. 	<p>Remind students to contact their local DA's office for information on when to give Miranda during the evaluation.</p> <p>Note: Anytime you have a positive BAC reading, you must list alcohol as part of the opinion.</p> <p>Note: Show students a copy of a toxicology request form that they will be using.</p> <p>Remind the students that if they have a tracking number on the toxicology request form, that they should also include that number in the report.</p>

Aides	Lesson Plan	Instructor Notes
 20 Minutes	<p>d. If the suspect refused to provide a sample, state that fact.</p> <p>14. Thirteenth item: Miscellaneous.</p> <p>a. Any other pertinent information such as, drugs or drug paraphernalia found in the suspect's possession, or possibly which hand the suspect uses.</p> <p>C. Sample Report</p>	<p>Direct the students' attention to the Sample Drug Evaluation Report (Richardson) in Section XXVI of their Student Manual.</p> <p>A copy of this report is found at the end of these lesson plans, for your reference.</p> <p>Briefly review all thirteen items of the report with the students.</p> <p>Solicit their comments and questions about the report.</p>

Session XXVI

Preparing the Narrative Report



Preparing the Narrative Report

Upon successfully completing this session, the participants will be able to:

- Discuss the essential elements of the drug evaluation report
- Prepare a clear and concise narrative description of the results of the drug evaluation

Drug Evaluation & Classification Training

XXVI-0

Sample Drug Influence Evaluation Face Sheet

“INSERT NEW EXEMPLAR”

Drug Evaluation & Classification Training

XXVI-1

Items on the Drug Evaluation Report

1. The location
2. Witnesses
3. The breath alcohol test
4. Notification and interview of arresting officer
5. Initial observations of the suspect
6. Medical problems and treatment
7. Psychophysical indicators of impairment

Drug Evaluation & Classification Training

XXVI-2A

Items on the Drug Evaluation Report

(continued)

8. Clinical indicators of impairment
9. Signs of ingestion
10. Suspect's statements
11. DRE officer's opinion
12. Toxicological sample
13. Miscellaneous

Drug Evaluation & Classification Training

XXVI-2B



Drug Influence Evaluation

Evaluators: 000776 JIM BROWN, LAPD		DRE No: 0018	Rolling Log No: XX-05			
Recorder/Witness: DERALD GAULTIER, DPD		Crash: <input checked="" type="checkbox"/> None <input type="checkbox"/> Fatal <input type="checkbox"/> Injury <input type="checkbox"/> Property				
Suspect's Name (Last, First, MI): RICHARDSON, JOHN M		DOB: 09/06/60	Sex: M	Race: W		
Arresting Officer (Name, ID No.): CLARK JOHN #3691 LAPD						
Date Examined/Time/Location: 3/31/XX 9:30P. PARKER CENTER JAIL DIVISION		Breath Results: .00 <input type="checkbox"/> Refused Instrument #: FP 6136		Chemical Test: <input checked="" type="checkbox"/> Urine <input type="checkbox"/> Blood <input type="checkbox"/> Refused		
Miranda Warning Given: <input checked="" type="checkbox"/> Yes <input type="checkbox"/> No By: OFFICER CLARK JOHN		What have you eaten today? When? BURGER/FRIES @ SP.		Have you been drinking? How much? "NOPE NOTHING"		
Time now? 7:08 P		When did you last sleep? How long? LAST NIGHT @ 4 HRS		Are you sick or injured? <input type="checkbox"/> Yes <input checked="" type="checkbox"/> No		
Do you take insulin? <input type="checkbox"/> Yes <input checked="" type="checkbox"/> No		Do you have any physical defects? <input type="checkbox"/> Yes <input checked="" type="checkbox"/> No		Are you diabetic or epileptic? <input type="checkbox"/> Yes <input checked="" type="checkbox"/> No		
Are you taking any medication or drugs? <input type="checkbox"/> Yes <input checked="" type="checkbox"/> No		Attitude: COOPERATIVE / A LITTLE WITHDRAWN		Coordination: VERY POOR COULD BARELY STAND		
Speech: LOW, SLOW, RASPY		Eyes: <input type="checkbox"/> Reddened Conjunctiva <input type="checkbox"/> Normal <input checked="" type="checkbox"/> Bloodshot <input type="checkbox"/> Watery		Blindness: <input checked="" type="checkbox"/> None <input type="checkbox"/> L Eye <input type="checkbox"/> R Eye		
Corrective Lens: <input checked="" type="checkbox"/> None <input type="checkbox"/> Glasses <input type="checkbox"/> Contacts, if so <input type="checkbox"/> Hard <input type="checkbox"/> Soft		Pupil Size: <input checked="" type="checkbox"/> Equal <input type="checkbox"/> Unequal (explain)		Able to follow stimulus: <input checked="" type="checkbox"/> Yes <input type="checkbox"/> No		
Eyelids: <input type="checkbox"/> Normal <input checked="" type="checkbox"/> Droopy		Tracking: <input checked="" type="checkbox"/> Equal <input type="checkbox"/> Unequal				
Pulse & Time: 1. 60 / 9:40 P		HGN: Lack of Smooth Pursuit YES YES	Vertical Nystagmus? <input type="checkbox"/> Yes <input type="checkbox"/> No			
2. 58 / 9:52 P		Max. Deviation: NO NO	Convergence: RIGHT EYE LEFT EYE			
3. 58 / 10:07 P		Angle of Onset: NO NO				
Romberg Balance:		Walk and Turn Test: RAISED ARMS ALMOST CONTINUOUSLY				
Approx. 2" / 3"		Cannot Keep Balance <input checked="" type="checkbox"/> Starts Too Soon <input type="checkbox"/>				
HEAD DROPPED FORWARD		Stops Walking: <input type="checkbox"/>				
		Misses Heel-Toe: <input checked="" type="checkbox"/>				
		Steps Off Line: <input type="checkbox"/>				
		Raises Arms: <input checked="" type="checkbox"/>				
		Actual Steps Taken: 9 9				
Internal Clock: 52 Estimated At 30 Sec.		Describe Turn: PIVOTED NEARLY FELL		Cannot Do Test (Explain): N/A		
		Type of Footwear: TENNIS SHOES UNTIED				
		Pupil Size: 2.0	Room Light: 2.0	Darkness: 2.0	Direct: 2.0	
		Left Eye: 2.0	Right Eye: 2.0	Nasal Area: CLEAR		
		Hippus: <input checked="" type="checkbox"/> Yes <input type="checkbox"/> No		Rebound Dilation: <input type="checkbox"/> Yes <input checked="" type="checkbox"/> No	Reaction To Light: LITTLE OR NONE VISIBLE	
		Oral Cavity: CLEAR		Dry Lips: DRY LIPS		
Blood Pressure: 114 / 78 Temp: 97.8		Muscle Tone: <input type="checkbox"/> Normal <input checked="" type="checkbox"/> Placid <input type="checkbox"/> Rigid				
Comments: ARMS FELT COOL TO TOUCH		Attach Photos Of Fresh Puncture Marks:				
at Medicine or Drug Have You Been Using? How Much? "I DON'T DO DRUGS"		Time of Use? N/A	Where Were The Drugs Used? (Location) N/A			
Date/Time of Arrest	Time DRE Notified	Eval Start Time: 9:30P	Time Completed: 10:14P			
Member Signature (Include Rank): OFFICER JIM BROWN		ID No: 4731	Reviewed By:			
Opinion of Evaluator: <input type="checkbox"/> Rule Out <input type="checkbox"/> Medical <input type="checkbox"/> Alcohol <input type="checkbox"/> Depressant <input type="checkbox"/> Stimulant <input type="checkbox"/> Hallucinogen <input checked="" type="checkbox"/> Narcotic Analgesic <input type="checkbox"/> Inhalant <input type="checkbox"/> Cannabis						

DRUG INFLUENCE EVALUATION NARRATIVE

1. LOCATION: Evaluation was conducted in the DRE room at Jail Division - Parker Center.
2. WITNESSES: Evaluation was recorded by Sgt. Derald Gautier, DPD and witnessed by Officer Clark John, LAPD
3. BREATH ALCOHOL TEST: Officer Clark John obtained an 0.00 BrAC reading from the defendant at 9:25P.
4. THE NOTIFICATION AND INTERVIEW OF THE ARRESTING OFFICER: At approximately 9:30P Officer John requested that writer conduct a DRE evaluation on defendant John M. Richardson (DOB 09/06/60). Richardson had been arrested by Officer John for DUI. Impairment was not consistent with the 0.00 BrAC obtained from the defendant. Officer John also stated he stopped the defendant after observing him commit numerous traffic violations. Officer John stated that Richardson appeared sleepy, "on the nod," and that his voice was low in volume, raspy in tone and slow in tempo. The defendant failed to perform the psychomotor tasks of the SFSTs as demonstrated.
5. INITIAL OBSERVATION OF SUSPECT: Writer first observed Richardson in the DRE room at approximately 9:35P. Defendant walked very slowly, staggered and stumbled without falling. Richardson swayed constantly while standing and having the handcuffs removed. He responded to all questions in a low, slow, raspy, voice. His eyelids were droopy, and his pupils appeared constricted. The first pulse was 60 BPM.
6. MEDICAL PROBLEMS AND TREATMENT: Suspect claimed no illness or injury. No evidence of injury or illness observed.
7. PSYCHOPHYSICAL: Richardson exhibited impairment throughout all portions of the psychophysical exams. Romberg: He exhibited a 2" sway front to back and a 3" sway side to side. His head repeatedly dropped forward throughout the test. Had a slow internal clock; estimated 52 seconds as 30 seconds. Walk and Turn: He lost balance during the instruction stage, missed heel to toe 3 times during the first nine steps and 3 times during the second nine steps. Turned incorrectly, pivoting and nearly fell. Defendant raised his arms almost continuously throughout the test. One Leg Stand: Richardson counted very slowly throughout the test, 1000-12 in 30 seconds while standing on his left foot and 1000-15 in 30 seconds while standing on his right foot. He put is foot down 3 times while standing on his left foot and 2 times while standing on his right foot. Additionally, he swayed while trying to balance and used his arms almost continuously to balance. Finger to Nose: Richardson responded to commands very slowly, used the wrong hands on #5 and #6. He did not touch the tip of his nose on any of the six attempts.

8. CLINICAL INDICATORS: EYES: Lack of smooth pursuit was observed in both eyes. No additional Horizontal Gaze or Vertical Gaze Nystagmus clues were observed. Lack of Convergence was observed. Defendant's pupils were constricted in all three light conditions, little or no visible reaction to light and the eyelids were droopy. VITAL SIGNS: Richardson's last two pulse readings (58 and 58 bpm), were below the normal range. His systolic blood pressure reading (114/78) was also below the normal range.
9. SIGNS OF INGESTION: Three fresh puncture wounds were found on the back of the Defendant's left forearm. Numerous scar lines (track marks) were also observed on the left forearm. Muscle tone was flaccid and Richardson's arms felt cool to the touch.
10. SUSPECT'S STATEMENTS: Richardson denied any drug usage. He stated he was right-handed and the puncture wounds on back of his left forearm were from thorns scratches he received while gardening.
11. DRE'S OPINION: It is my opinion that Richardson is under the influence of a Narcotic Analgesic and is unable to operate a vehicle safely.
12. TOXICOLOGICAL SAMPLE: A urine sample was obtained from Richardson at 10:30P, witnessed by writer and Officer John. Sealed sample was delivered to the Evidence Property Room, to be forwarded to the Forensic Laboratory for analysis.
13. MISCELLANEOUS: Three syringes with needles were found by Officer John in Richardson's vehicle.

One Hour and Thirty Minutes

SESSION XXVII

PRACTICE: TEST ADMINISTRATION

SESSION XXVII PRACTICE: TEST ADMINISTRATION

Upon successfully completing this session, the participants will be able to:

- o Administer selected portions of the battery of examinations that constitute the Drug Evaluation and Classification Process.
- o Articulate the examination procedures.
- o Document the results of the evaluations.

Content Segments

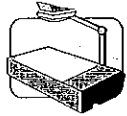
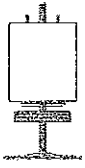
Learning Activities

- | | |
|--------------------------------|-----------------------------------|
| A. Procedures for This Session | o Participants' Hands On Practice |
| B. Hands On Practice | o Instructor Led Coaching |
| C. Session Wrap Up | o Participant Led Coaching |

Aides

Lesson Plan

Instructor Notes



XXVII-O
(Objectives)



15 Minutes

PRACTICE: TEST
ADMINISTRATION

A. Procedures for This Session

1. Participants will work in two or three member teams.
 - a. At any given time, one member of the team will be engaged in conducting and recording examinations of another member.
 - b. The third member of the team will help coach and critique the student who is conducting the examinations.
 - c. Students will take turns serving as test administrator, test subject and coach.
2. For this practice session, each student will conduct a complete Drug Evaluation and Classification Examination.

Total Lesson Time:
Approximately 90 Minutes

Point out "Practice Session" wall chart.

Briefly review the objectives, content and activities of this session.



NOTE: Three member teams are preferable. However, no four member teams should be constructed. Thus, for example, if the class has 25 students, assign 7 three member teams and 2 two member teams.

Make team assignments.

Emphasize that students can help each other learn by pointing out errors of omission or commission.

Instruct students to review the Standardized Drug Evaluation and Classification Form in their student's manuals.

Aides	Lesson Plan	Instructor Notes
	<p>a. Begin with the Preliminary Examination.</p> <ul style="list-style-type: none"> o <u>Ask</u> all of the prescribed questions. o <u>Conduct</u> the initial check of the eyes. o <u>Check</u> the pulse for the first time. <p>b. Conduct the tests of Horizontal Gaze Nystagmus, Vertical Gaze Nystagmus and Lack of Convergence.</p> <p>c. Administer the four divided attention psychophysical tests.</p> <ul style="list-style-type: none"> o Walk and Turn test o One Leg Stand test o Romberg Balance test o Finger to Nose test <p>d. <u>Check</u> the pulse for the second time.</p> <p>e. Check the vital signs.</p> <ul style="list-style-type: none"> o Blood Pressure o Temperature o Check the pulse for the third time. 	<p><u>Point out</u> that the student who is "coaching" should simultaneously take the subject's pulse along with the test administrator.</p> <p><u>Point out</u> that, when conducting the HGN test, the "coach" should check the student administrator's ability to estimate angles of 30, 40 and 45 degrees. A template must be used for this check. A template is provided.</p> <p><u>Point out</u> that it will <u>not</u> be necessary for the student (<u>subject</u>) actually to perform these tests (except for Finger to Nose). It will suffice for the student (<u>administrator</u>) simply to give the test instructions accurately and completely.</p>

Aides	Lesson Plan	Instructor Notes
 60 Minutes	f. Conduct the dark room examinations. g. Check for muscle rigidity. h. Examine the student (subject's) neck and arms for signs of injection. B. Hands On Practice	<p><u>Point out</u> that, for this practice session, these examinations will <u>not</u> actually be given in the dark.</p> <p><u>Solicit</u> students' questions concerning procedures for this practice session.</p> <p><u>Instruct</u> students to begin their practice.</p> <p><u>Monitor</u> the teams, and offer encouragement and constructive criticism, as appropriate.</p> <p><u>Make sure</u> each student serves as the test administrator for at least one complete drug evaluation and classification examination.</p>
 15 Minutes	C. Session Wrap Up	<p><u>Offer</u> appropriate comments and observations about the students' performance.</p> <p><u>Solicit</u> students' comments concerning this practice session.</p>

Session XXVII


Practice: Test Administration




Practice: Test Administration

Upon successfully completing this session, the participants will be able to:

- Administer selected portions of the battery of examinations that constitute the drug evaluation and classification process
- Articulate the examination procedures
- Document the results of the evaluations





One Hour and Thirty Minutes

SESSION XXVIII

CASE PREPARATION AND TESTIMONY

SESSION XXVIII


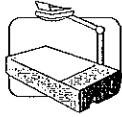

CASE PREPARATION AND TESTIMONY


Upon successfully completing this session, the participant will be able to:

- o Conduct a thorough pre-trial review of all evidence and prepare for testimony.
- o Provide clear, accurate and descriptive direct testimony concerning Drug Evaluation and Classification examinations.
- o Respond effectively and appropriately to cross examination in Drug Evaluation and Classification cases.

Content SegmentsLearning Activities

- | | |
|------------------------------------|---------------------------------|
| A. Guidelines for Case Preparation | o Instructor Led Presentations |
| B. Guidelines for Direct Testimony | o Instructor Led Demonstrations |
| C. Typical Defense Tactics | o Reading Assignments |


Aides	Lesson Plan	Instructor Notes
  <p data-bbox="181 619 349 682">XVIII-O (Objectives)</p>  <p data-bbox="181 787 349 829">10 Minutes</p>	<p data-bbox="422 325 812 399">CASE PREPARATION AND TESTIMONY</p> <p data-bbox="422 724 950 756">A. Guidelines for Case Preparation</p> <p data-bbox="454 787 673 829">1. Preparation</p> <ul style="list-style-type: none"> <li data-bbox="511 861 941 966">a. Preparation to present your case in court begins during your initial investigation. <ul style="list-style-type: none"> <li data-bbox="560 997 950 1249">o The quality of your investigation and documentation will ultimately determine your ability to accurately present information during trial. <li data-bbox="560 1281 933 1354">b. When you receive the trial notice you should: <ul style="list-style-type: none"> <li data-bbox="560 1386 933 1501">o Review all records and reports associated with the case. <li data-bbox="560 1533 933 1606">o Review all evidence and your conclusion. <li data-bbox="560 1638 860 1711">o Review notes with arresting officer. <li data-bbox="560 1743 933 1785">o Review any weak areas. <li data-bbox="560 1816 901 1890">o Clarify or resolve any discrepancies. 	<p data-bbox="990 325 1356 399">Total Session Time: Approximately 90 Minutes</p> <p data-bbox="990 430 1347 472">Session title on wallchart.</p> <p data-bbox="990 504 1412 609">Overview session objectives, content segments and learning activities.</p> <p data-bbox="990 861 1421 1071">Point out: That it is especially important to take complete and accurate notes of your investigation and observations. Complete documentation of this information is essential.</p> <p data-bbox="990 1281 1412 1354">Schedule a pre trial conference with the prosecutor.</p>

Aides	Lesson Plan	Instructor Notes
 45 Minutes	<ul style="list-style-type: none"> o Review questions the prosecutors will be asking. o Review tactics the prosecutors expects the defense to use. o Review your resume and credentials. <p>2. If a pre trial conference is not possible, identify the main points of the case and discuss them with the prosecutor during the few minutes before the trial.</p> <p>3. Contact the DRE Agency Coordinator to discuss any new findings regarding drug categories.</p> <p>B. Guidelines for Direct Testimony</p> <p>1. Direct testimony</p> <p>a. Although knowledge only greater than what the public has is required to qualify as an "expert", your testimony will carry much more <u>weight</u> if you have good credentials.</p>	<p>Note: It is very important to meet with prosecutors that have never been exposed to the DRE program before trial to explain that it can not be treated like a typical DUI trial. You must explain that there are different protocols for DUI versus DRE cases (see Phoenix Prosecutors Training Manual).</p>

Aides	Lesson Plan	Instructor Notes
	<p>b. Qualifications will be established during Voir Dire:</p> <ul style="list-style-type: none"> o When testifying, relate <u>training and experience</u> to the type of arrest being tried (e.g. DWI, PCP, Cocaine, etc.) o Being qualified as an expert in the past does not automatically qualify you as an expert in particular court or case. o If possible, do not allow defense to stipulate that you are an expert. o Document and record all evaluations conducted. Establish ratio of evaluations that resulted in a finding that subject was <u>not</u> under the influence. 	<p>Point out that officer's resume is invaluable in establishing credibility.</p> <p>Voir Dire is a french expression literally meaning "to see, to say". Loosely, this would be rendered in English as "To seek the truth", or "to call it as you see it". In a law or court context, one application of voir dire is to question a witness to assess his or her qualifications to be considered an expert in some matter pending before the court.</p> <p>Highlight fact that you were <u>selected</u> to attend specialized DRE training, not just assigned randomly.</p> <p>Point out that officers should document all previous cases where they were qualified as an expert.</p> <p>Point out that if your credentials are good you should always try to get your specific qualifications in front of the jury.</p> <p>Point out that if evaluation is properly conducted officers will be able to determine source of impairment accurately.</p> <p>It is essential to demonstrate to the jury that you are fair and impartial, and that you look at each case individually.</p>

Aides	Lesson Plan	Instructor Notes
	<ul style="list-style-type: none"> o Highlight the number of times you have seen a person under the influence of the drug(s) in question and have observed the symptomatology, etc. 	<p>Point out that this is critical in establishing credibility.</p>
	<ul style="list-style-type: none"> o Ability to answer specific questions with confidence, skill and exactness will bolster professional image in the eyes of judge and/or jury. 	<p>Point out that minor details are important.</p>
	<p>2. New Scientific Principle</p>	<p>Point out that they aren't really new just not within the common realm of knowledge of the average person.</p>
	<ul style="list-style-type: none"> o The scientific principles are unfamiliar to the jury or judge. 	
	<ul style="list-style-type: none"> o Your task is to establish that your hard work through training will be acceptable in the court. 	
	<ul style="list-style-type: none"> o The landmark case "Frye vs. U.S." 293F 1013 (D.C. Cir. 1923). 	
	<ul style="list-style-type: none"> o Frye requires that the scientific principle or theory used to support "evidence" be in conformity with a generally accepted explanatory theory, if the "evidence" is to be admissible. 	<p>Point out it is not enough that qualified experts testify that a particular scientific technique is valid. The technique must be generally accepted by the relevant scientific community.</p>
	<p>2. General guidelines.</p>	
	<ul style="list-style-type: none"> a. Basic job is to prove that suspect was under the influence of a drug or some combination of drugs. 	<p>Keep this in mind at all times.</p>

Aides	Lesson Plan	Instructor Notes
	b. Don't be afraid to say "I don't know".	Point out that officer is not expected to be an expert on <u>all</u> aspects of <u>all</u> drugs. Testify to only what you know. Remember, an expert witness can rely on hearsay to develop his or her expertise.
	c. Avoid contact with the defense attorney if possible.	
	d. Don't be upset if prosecutor and defense attorney appear friendly to each other.	Remind students that both sides have a specific role to play in the case at bar, but that does not preclude a personal or professional relationship.
	e. Jury focuses on an officer's demeanor more than content of testimony.	Point out that an officer should be polite and courteous during testimony. Do not become agitated as a result of defense questions. Do not take personal issue with defense statements, stick to the facts.
	f. Do <u>not</u> bring manuals or articles into court for reference.	Review materials before court to become familiar with contents.
	g. Explain technical terms in layman's language.	For example, HGN means an involuntary jerking of the eyes occurring as the eyes gaze to the side.
	h. Pay attention to what evidence or testimony can be and is excluded.	Point out that if officer testifies on subject matter that was excluded, it could result in a mistrial.
	i. When describing suspect's performance on SFST's, explicitly describe exactly what the suspect did or neglected to do: <u>don't</u> use the terms "pass" or "fail."	Point out that the terms "pass" or "fail" should not be used. Describe actual performance. The defense will try to trip you up on this point...there are no passing or failing marks.

Aides	Lesson Plan	Instructor Notes
 45 Minutes	<p>j. If defense attorney asks a "why" question, take the opportunity to explain in great detail if appropriate.</p> <p>C. Typical Defense Tactics</p> <p>1. The defense relies on several factors to "impeach" or discredit your testimony.</p> <p>a. By impeaching your credibility:</p> <ul style="list-style-type: none"> o inconsistencies o comparison with past testimony o testimony that is at odds with other established experts 	<p>Results of suspect's performance are describable evidence.</p> <p>Be sure to emphasize that <u>all</u> evidence is taken into account before forming an opinion.</p> <p>Point out that this suggestion does not mean that the officer should embellish his or her testimony...be careful not to open any doors for the defense.</p> <p>Note: See attachment for typical defense questions.</p> <p>Point out that the defense attorney's job is to try to create a "reasonable doubt". Don't take it personally.</p> <p>Arresting officer's and examining officer's testimony must be complimentary. Any differences <u>must</u> be explained.</p> <p>Get your facts straight and stick to them.</p> <p>Try to get copies of transcripts of previous trials to review your strong/ weak points. If possible, review your testimony with the prosecutor.</p> <p>Do your homework...review the literature. Explain any differences if possible.</p>

Aides	Lesson Plan	Instructor Notes
	<ul style="list-style-type: none"> o lack of recall <p>2. By exposing the court to alternative conditions which account for your observations.</p> <ul style="list-style-type: none"> o another drug, o alcohol, o sickness, o injury, o other <p>3. Defense will challenge your credentials...a bona fide expert has both formal training resulting in a high degree of knowledge and experience in applying that knowledge, resulting in a skill.</p> <ul style="list-style-type: none"> a. By directly deprecating formal training and experience. b. By demonstrating the officer lacks depth of knowledge in the drug field by contrasting his or her knowledge with the defense expert's knowledge. c. By demonstrating that the officer incorrectly performed part of the evaluation, resulting in an erroneous conclusion. 	<p>Try to be prepared, but don't be afraid to say "I don't know". Be honest.</p> <p>Point out that if the defense can discredit your training and/or experience your testimony will have little "weight" with the jury.</p> <p>The trial tactic is to show that the officer does not have the expertise to accurately diagnose the cause of intoxication/impairment because of inadequate <u>formal training</u> which lessens the value of his field experience and increases likelihood that he is mistaken in his conclusion.</p> <p>Point out that the evaluation should be performed "by the book" each and every time it is conducted.</p>

Aides	Lesson Plan	Instructor Notes
	<p>4. Role of defense expert.</p> <ul style="list-style-type: none"> a. To impeach credibility of the arresting officer and/or the prosecution expert. b. To present alternative conditions and states that could have produced the same or similar symptoms. <p>5. Typical defense questions.</p> <ul style="list-style-type: none"> a. Pupillary examination in a drug case: <ul style="list-style-type: none"> o Where the examination took place. o How dark was the examining room. o The size or power of the flashlight. o Where the defendant was placed in relationship to the examiner. o Where the flashlight was directed during the examination. o Where the defendant was looking during the examination. o How many times each pupil was checked. b. Describe the difference between a fresh puncture site; up to 10 hours old; a 24 hour old site; a 36 hour old site; and, a 48 hour old site. 	<p>My expert v. your expert. Usually they are 180 degrees apart in their opinions.</p> <p>The instructor should develop this section based on his or her personal experiences. The sample questions concerning a heroin case are based on "How To Use The Expert Witness In A Narcotic Case" by Donald M. Trookman, MD. It may be beneficial to conduct a role play cross examination to demonstrate typical questions.</p> <p>Point out that the maximum is about 10 hours.</p> <p>Solicit students' comments and questions concerning case preparation and testimony.</p>

Aides	Lesson Plan	Instructor Notes
	<p>c. Are there any physical illnesses or conditions that manifest the same signs as heroin intoxication, and describe a few.</p> <p>d. How long does an occasional heroin user remain under the influence of the drug after injection?</p>	<p>Point out that the list of possible answers is almost interminable.</p> <p><u>SUGGESTED ROLE PLAY TO DISCUSS THE FOLLOWING QUESTIONS.</u></p> <p>What is a DRE?</p> <p>What is involved in the training program?</p> <p>How do you properly identify the categories or category?</p> <p>How do you explain the opinion?</p> <p>What are the components of an evaluation?</p> <p>Tell the students to open their Manuals to the end of Session XXVIII, and find the "Self-Test for Review". Point out that it is very similar in content and format to the Knowledge Examination they will take on the last day of this school. Also point out that the answers to the "Self-Test" appear in the Manual, on the pages immediately following the test.</p> <p>Emphasize that the students do not have to "take" this "Self-Test": the decision is strictly up to them. But point out that they may find it to be a useful study aid to prepare for the final examination.</p>

Session XXVIII

Case Preparation and Testimony



Case Preparation and Testimony

Upon successfully completing this session, the participant will be able to:

- Conduct a thorough pre-trial review of all evidence and prepare for testimony
- Provide clear, accurate and descriptive direct testimony concerning drug evaluation and classification examinations
- Respond effectively and appropriately to cross-examination in drug evaluation and classification cases

Drug Evaluation & Classification Training

XXVIII-0



ATTACHMENT A

DRE DEFENSE CROSS EXAMINATION QUESTIONS

The following are representative of questions the defense may use to challenge the Drug Recognition in court. (The Defendant is identified as Miss Alicia Ann Ace.)

Missing Symptoms/Normals

This line of questions attempts to elicit the fact that the defendant did not have all of the expected signs or symptoms of the drug (s) in question.

Officer, you were taught that bruxism or grinding of the teeth is a sign of CNS Stimulant influence, isn't it? Miss Ace didn't have that sign, did she?

The defense may also focus on those signs or symptoms that were normal, and were therefore, not consistent with the drug in question.

Officer, you learned the normal range of temperature in DRE training, didn't you? And that range is 98.6 plus or minus one degree, isn't it? What was Miss Ace's temperature? (98) 98 is within normal ranges, isn't it? Miss Ace's temperature was normal, wasn't it? CNS Stimulants cause elevated temperature, don't they? Miss Ace's was not elevated, was it?

Alternative Explanations

The defense elicits alternative explanations for the signs and symptoms of the drug (s) in question. These alternative explanations usually deal with medical conditions, stress, a traffic crash, etc.

Officer, an elevated pulse rate can be caused by things other than drugs, can't it? Excitement may cause it? Stress may cause it? Being involved in a traffic crash is stressful, isn't it? And being involved in a traffic crash may cause elevated pulse, right? Being interviewed in the early morning by three police officers is stressful? And that may also cause the pulse to be elevated, can't it?

Defendant's Normals

The defense attempts to emphasize the fact that nor everyone is so-called normal, that normal is subjective.

Officer, you were taught the normal range for pulse in DRE training, weren't you? And you agree that not all people fall in that normal range, don't you? That there are people with pulse rates above normal that aren't on drugs, right? A person's pulse changes over time, doesn't it? You don't know what Miss Ace's normal pulse is, do you? It could be in the normal range, right? But it could be above or below the normal range - normally for her, isn't that so?

Doctor Cop

The line of questioning challenges the credibility of the officer's teachers - that they are police officers, rather than medical professionals.

Officer, the teachers in this DRE school weren't doctors, were they? They weren't nurses either? Toxicologists? Pharmacologists? Paramedics? They were police officer, right?

Just a Cop

This line of questioning challenges the DRE's credentials - that they are "just a cop." This infers that the DRE evaluation is an ersatz medical evaluation that should be undertaken only by a medical professional.

Officer, you're not a doctor, are you? A toxicologist? A pharmacologist? A nurse? A physiologist? You don't have a degree in chemistry, do you? You're a police officer, right?

The Unknown

By causing the officer to state that they don't know how a sign or symptom is caused, the defense attacks the officer's credibility. This line of questioning challenges the officer's expertise, by implying that a real expert would know these things.

Officer, you don't know how CNS Stimulants dilate the pupil, do you? You don't know how alcohol supposedly causes Nystagmus, do you? You don't know how CNS Stimulants supposedly elevate the heart rate, do you?

Guessing Game

This tactic attacks the DRE opinion as a subjective guess, a belief, rather than objective. And guesses can be wrong.

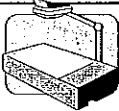
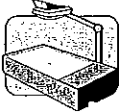
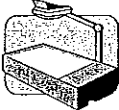

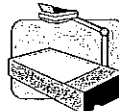
Officer, your opinion in a DRE case is subjective, isn't it? It's a belief on your part? You've made these beliefs in DRE cases in the past, haven't you? A sometimes toxicology didn't find the drug you predicted, isn't that so? And, in fact, sometimes, toxicology didn't find any drug, isn't that so? And so, sometimes your opinion is not correct, right? Sometimes, you guess wrong?


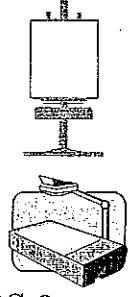
Two Hours and Thirty Minutes

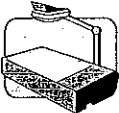
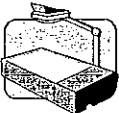
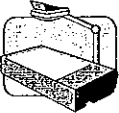
REVIEW OF THE DRE SCHOOL

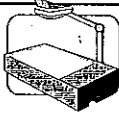
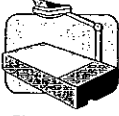
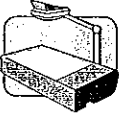
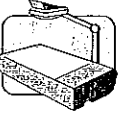
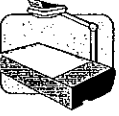
REVIEW SESSION

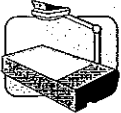
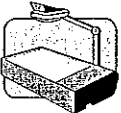
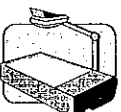
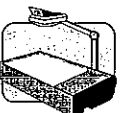
The principal purpose of the Review Session is to help students prepare for the final written examination. The following questions and exercises can be posed to the class to cover all of the information that will be elicited on the final exam. Try to involve all of the students actively in these questions and exercises.

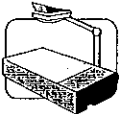
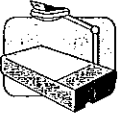
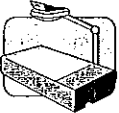
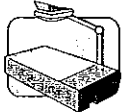

Aides	Lesson Plan	Instructor Notes
	<p>1. HOW DO WE DEFINE THE TERM "DRUG" FOR DRE PURPOSES?</p>	<p>Key Points to Emphasize:</p> <ul style="list-style-type: none"> o any substance
RS-1		
		
RS-2		
	<p>2. BASIC DRUG STATISTICS:</p>	
RS-3		
	<p>a. What percentage of DWI arrests involve drugs other than alcohol?</p>	<p>LAPD Estimate: 10-20%</p>
	<p>b. What drug other than alcohol was found most frequently in the Los Angeles Field Validation Study?</p>	<p>Answer: PCP</p>
	<p>c. What does "polydrug use" mean?</p>	<p>Having two or more drug categories in your body at the same time.</p>
	<p>d. How common was polydrug use in the field validation study?</p>	<p>72% of the suspects had two or more drug categories in them.</p>
RS-4		
	<p>e. How good were the DREs in the Field Validation Study?</p>	<ul style="list-style-type: none"> o Nearly 80% of the time when the DREs said a particular category of drugs was present, that category was found in the suspect's blood.
	<p>f. In the University of Tennessee Study, what percentage of injured drivers had drugs other than alcohol in them?</p>	<ul style="list-style-type: none"> o In more than 90% of the suspects, the DREs correctly identified at least one of the categories that were present. <p>40% of those drivers had evidence of other drugs in their urine.</p>
		
RS-5		

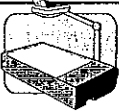
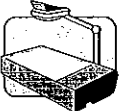
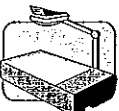

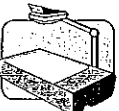
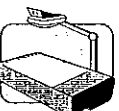
Aides	Lesson Plan	Instructor Notes																																																																								
	<p>3. REVIEW OF SYMPTOMATOLOGY</p>	<p>SOLICIT STUDENTS' QUESTIONS ABOUT DRUG STATISTICS</p> <p>Prepare a "symptomatology matrix" on the chalkboard:</p>																																																																								
<table border="1"> <thead> <tr> <th>CATEGORY</th> <th>HGN</th> <th>VGN</th> <th>CONV</th> <th>PULSE</th> <th>BP</th> <th>TEMP</th> <th>PUPILS</th> </tr> </thead> <tbody> <tr> <td>REACT</td> <td></td> <td></td> <td></td> <td></td> <td></td> <td></td> <td></td> </tr> <tr> <td>CNS DEP</td> <td></td> <td></td> <td></td> <td></td> <td></td> <td></td> <td></td> </tr> <tr> <td>CNS STIM</td> <td></td> <td></td> <td></td> <td></td> <td></td> <td></td> <td></td> </tr> <tr> <td>HALLUCS</td> <td></td> <td></td> <td></td> <td></td> <td></td> <td></td> <td></td> </tr> <tr> <td>PCP</td> <td></td> <td></td> <td></td> <td></td> <td></td> <td></td> <td></td> </tr> <tr> <td>NARCOTS</td> <td></td> <td></td> <td></td> <td></td> <td></td> <td></td> <td></td> </tr> <tr> <td>INHALS</td> <td></td> <td></td> <td></td> <td></td> <td></td> <td></td> <td></td> </tr> <tr> <td>CANNABS</td> <td></td> <td></td> <td></td> <td></td> <td></td> <td></td> <td></td> </tr> </tbody> </table>			CATEGORY	HGN	VGN	CONV	PULSE	BP	TEMP	PUPILS	REACT								CNS DEP								CNS STIM								HALLUCS								PCP								NARCOTS								INHALS								CANNABS							
CATEGORY	HGN	VGN	CONV	PULSE	BP	TEMP	PUPILS																																																																			
REACT																																																																										
CNS DEP																																																																										
CNS STIM																																																																										
HALLUCS																																																																										
PCP																																																																										
NARCOTS																																																																										
INHALS																																																																										
CANNABS																																																																										
 <p>RS-6</p>	<ol style="list-style-type: none"> Name six different CNS Depressants. Name four different CNS Stimulants. Name two naturally-occurring Hallucinogens. Name four different synthetic Hallucinogens. Name a major analog of PCP. Name the three sub-categories of Inhalants. What is the active ingredient in Cannabis? 	<p>Ask students to "fill in" the matrix by stating how each category will affect these major indicators of impairment.</p> <p>Write students' responses on the chalkboard.</p> <p>Δ9-THC</p>																																																																								

Aides	Lesson Plan	Instructor Notes
 <p>RS-7</p>	<p>4. REVIEW OF VITAL SIGNS</p> <p>a. Pulse Rate</p>	<p>SOLICIT STUDENTS' QUESTIONS ABOUT DRUG CATEGORIES & SYMPTOMATOLOGY.</p>
 <p>RS-8</p>	<p>(1) Define "Pulse".</p> <p>(2) True or false: Pulse rate is measured in units of "millimeters of mercury".</p> <p>(3) Name three different pulse points, and indicate where they are located.</p>	<p>Contraction and expansion of an artery, generated by the pumping action of the heart.</p> <p>FALSE: pulse rate is measured in "beats per minute".</p> <p>Make sure that students point out the Radial, Brachial and Carotid pulse points.</p>
 <p>RS-9</p>	<p>(4) What is the "normal" range of adult human pulse rate, for DRE purposes?</p> <p>b. Blood Pressure</p> <p>(1) Define "Blood Pressure".</p> <p>(2) Name the instrument used to measure blood pressure.</p> <p>(3) When does blood pressure reach its highest value? What is the highest value called?</p>	<p>60-90 beats per minute.</p> <p>The force that the circulating blood exerts on the walls of the arteries.</p> <p>SPHYGMOMANOMETER: Ask a student to spell this, and write the correct spelling on the chalkboard.</p> <p>The <u>systolic</u> pressure is reached when the heart contracts and pushes blood into the arteries.</p>

Aides	Lesson Plan	Instructor Notes
 RS-10	<p>(4) When does blood pressure reach its lowest value? What is the lowest value called?</p> <p>(5) What is the "normal" range of adult human blood pressure, for DRE purposes?</p> <p>(6) What does "Hg" stand for?</p>	<p>The <u>diastolic</u> pressure is reached when the heart is fully expanded.</p>
 RS-11	<p>(6) What does "Hg" stand for?</p>	<p>Systolic: 120-140 Diastolic: 70-90</p> <p>Chemical symbol for mercury ("Hydrargyrum", latin word for "Mercury"). Blood pressure is measured in millimeters of mercury.</p>
 RS-12	<p>5. REVIEW OF THE EYE EXAMINATIONS</p>	<p>SOLICIT STUDENTS' QUESTIONS ABOUT VITAL SIGNS.</p>
 RS-13	<p>a. Horizontal Gaze Nystagmus</p> <p>(1) What are the three validated clues of impairment that have been established for HGN?</p> <p>(2) What formula expresses the approximate statistical relationship between BAC and onset angle?</p> <p>(3) What categories of drugs usually will cause HGN?</p>	<p>o Lack of Smooth Pursuit o Distinct Jerking at Maximum o Onset Within 45 Degrees</p>
 RS-14	<p>b. Vertical Gaze Nystagmus</p> <p>(1) True or False: any drug that causes HGN may also cause <u>Vertical</u> Gaze Nystagmus.</p>	<p>BAC = 50 - Angle</p> <p>o CNS Depressants o PCP o Inhalants</p> <p>TRUE: All drugs that cause Horizontal Gaze Nystagmus will cause Vertical Gaze Nystagmus, if the dose is large enough.</p>

Aides	Lesson Plan	Instructor Notes
 <p>RS-15</p>	<p>(2) What category of drugs causes Vertical Gaze Nystagmus but <u>not</u> Horizontal Gaze Nystagmus?</p> <p>c. Lack of Convergence</p> <p>(1) True or false: any drug that causes nystagmus will also usually cause the eyes to be unable to converge.</p> <p>(2) What category of drugs usually causes Lack of Convergence but does <u>not</u> cause nystagmus?</p>	<p>NO DRUG CAUSES VERTICAL GAZE NYSTAGMUS BUT NOT HGN.</p> <p>TRUE: CNS Depressants, PCP and Inhalants usually cause the eyes to be unable to converge.</p> <p>CANNABIS usually causes Lack of Convergence, but doesn't cause nystagmus.</p> <p>SOLICIT STUDENTS' QUESTIONS ABOUT THE EYE EXAMINATIONS.</p>
 <p>RS-16</p>	<p>6. REVIEW OF THE DARKROOM EXAMINATIONS</p> <p>a. What are the three lighting conditions under which we must estimate the size of the suspect's pupils?</p> <p>b. How long should we wait in the Darkroom before beginning to check the suspect's pupils?</p>	<p>o Room Light o Near Total Darkness o Direct Light</p> <p>At least 90 seconds.</p>
 <p>RS-17</p>	<p>c. Name the device that we use to estimate the size of the suspect's pupils.</p> <p>d. What do the numbers on the Pupillometer refer to?</p> <p>e. In what <u>units of measurement</u> are those number given?</p>	<p>The PUPILLOMETER.</p> <p>The <u>diameters</u> of the black circles.</p> <p>The circles' diameters are given in millimeters.</p>
 <p>RS-18</p>	<p>f. For DRE purposes, what is the "normal" range of the size of an adult human's pupil?</p>	<p>The diameter of the pupil normally ranges from about 3.0 mm to about 6.5 mm.</p>

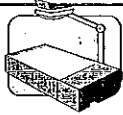
Aides	Lesson Plan	Instructor Notes
 RS-19	g. What does the term "MIOSIS" mean?	"Miosis" means an abnormally small or constricted pupil, i.e., a pupil with a diameter smaller than 3.0 mm.
 RS-20	h. What does the term "MYDRIASIS" mean?	"Mydriasis" means an abnormally large or dilated pupil, i.e., a pupil with a diameter larger than 6.5 mm.
 RS-20	i. What category of drugs usually causes Miosis, or constricted pupils?	Narcotic Analgesics usually cause pupils to be constricted below the normal range.
RS-20	j. What categories usually cause Mydriasis, or dilated pupils?	CNS Stimulants and Hallucinogens usually cause pupils to be dilated above the normal range. Cannabis also may cause dilation. Some inhalants will also cause dilation.
	k. What is unique about the drug "Methaqualone" and SOMA?	Methaqualone and Soma is a CNS Depressant that causes dilation.
	7. REVIEW OF THE DIVIDED ATTENTION TESTS	SOLICIT STUDENTS' QUESTIONS ABOUT THE DARKROOM EXAMS.
 RS-21	a. Name the four Divided Attention Tests administered during the DRE Examination.	<ul style="list-style-type: none"> o Romberg Balance o Walk and Turn o One Leg Stand o Finger to Nose
 RS-22	b. Why is the Romberg Balance always the first test administered?	<ul style="list-style-type: none"> (1) For Standardization. (2) The test requires the suspect to estimate the passage of 30 seconds; thus, it should be administered <u>before</u> the One Leg Stand test, in which the suspect is instructed to count out 30 seconds.

Aides	Lesson Plan	Instructor Notes
 RS-23	c. Four validated clues of impairment have been established for the One Leg Stand Test; name them.	<ul style="list-style-type: none"> o Swaying o Raising the arms o Hopping o Putting the foot down
 RS-24	d. How many times is One Leg Stand administered during the DRE Examination?	Twice.
 RS-25	e. Which foot must the suspect <u>stand on</u> the first time he or she performs One Leg Stand?	The Left.
 RS-26	f. How many validated clues of impairment have been established for the Walk and Turn test? Name them.	Eight validated clues. <ul style="list-style-type: none"> o Losing balance during the instructions o Starting to walk too soon o Raising arms while walking o Stepping off the line o Missing heel to toe o Stopping while walking o Wrong number of steps o Turning improperly
 RS-27	g. In what sequence is the suspect instructed to touch the index fingers to the nose on the Finger to Nose test?	Left, Right, Left, Right, Right, Left.
 RS-27	8. GENERAL REVIEW QUESTIONS	SOLICIT STUDENTS' QUESTIONS ABOUT THE DIVIDED ATTENTION TESTS.
	a. What is the medical or technical term for "droopy eyelids"?	PTOSIS.
	b. What does "Piloerection" mean? What drug often causes piloerection?	"Piloerection" means "Hair Standing Up", or "Goose Bumps". It is often caused by LSD.
	c. What is the medical or technical term for Heroin?	Diacetyl Morphine.

Aides

Lesson Plan

Instructor Notes



RS-28

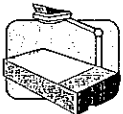
- d. Explain the terms "Null", "Additive", "Antagonistic" and "Overlapping" Effect as they apply to polydrug use. Give examples.

"Null": neither drug affects some specific indicator.

"Additive": the two drugs produce some identical effects.

"Antagonistic": the two drugs produce some directly opposite effects.

"Overlapping": one drug affects some symptom that the other doesn't affect, and vice versa.

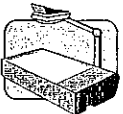


RS-29

- e. What is the difference between "Hippus" and "Rebound Dilation"?

"Hippus" refers to pupils that pulsate rhythmically in size between fixed limits; usually, Hippus develops during withdrawal from Narcotic Analgesics.

"Rebound Dilation" is a period of constriction followed by dilation with a change equal to or greater than 2 mm.



RS-30

- f. What is the drug "Percobarb"?

It is a combination of the natural opiate Percodan with a barbiturate. Percobarb thus is a polydrug, a combination of a Narcotic Analgesic and a CNS Depressant.

- g. What does "Bruxism" mean?

Grinding the teeth.

- h. What does the number denoting the size of an hypodermic needle refer to?

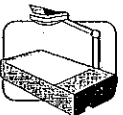
The inside diameter of the needle.

- i. What does "Synesthesia" mean?

A mixing of senses, i.e., hearing colors or seeing odors.

- j. What is "Sinsemilla"?

A variety of marijuana with a high concentration of THC.

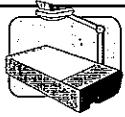


RS-31

Aides

Lesson Plan

Instructor Notes



RS-32

- k. What are the twelve major components of the DRE Examination?

List students' responses on the chalkboard.

- o Breath Alcohol Test
- o Interview of Arresting Officer
- o Preliminary Examination
- o Examinations of the Eyes
- o Divided Attention Tests
- o Vital Signs Examinations
- o Dark Room Examinations
- o Examination for Muscle Tone
- o Examination for Injection Sites.
- o Suspect's Statements
- o Opinions of the Evaluator
- o The Toxicological Exam

Ask students to describe each component briefly, and to clarify the kinds of information each component supplies.



RS-33

9. REVIEW OF PHYSIOLOGY

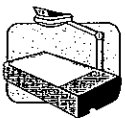
- a. Name the ten major body systems.

List students' responses on the chalkboard.

- o Muscular System
- o Urinary System
- o Respirator System
- o Digestive System
- o Endocrine System
- o Reproductive System
- o Skeletal System

- o Integumentary System
- o Nervous System
- o Circulatory System

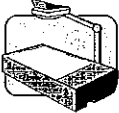
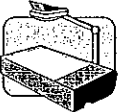
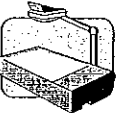
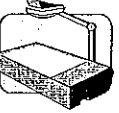
We consciously control the Striated; we don't consciously control the Smooth.

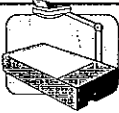
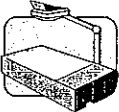
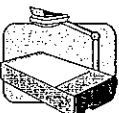


RS-34

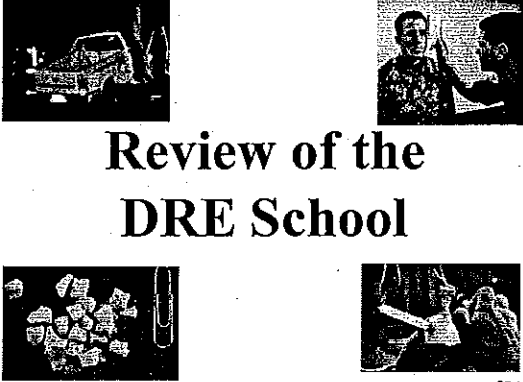
- b. What is the distinction between the "Smooth" muscles and the "Striated" muscles?
- c. What do we call the chemicals that are produced by the Endocrine System?

Hormones.

Aides	Lesson Plan	Instructor Notes
 <p>RS-35</p>	<p>d. What is a neuron?</p> <p>e. What do we call the space between two nerve cells?</p> <p>f. What do we call the chemicals that pass from one nerve cell to the next?</p>	<p>A nerve cell.</p> <p>The synapse, or synaptic gap.</p>
 <p>RS-36</p>	<p>g. What do we call the part of a nerve cell that sends out the neurotransmitter?</p> <p>h. What do we call the part of a nerve cell that receives the neurotransmitter?</p>	<p>The axon.</p>
 <p>RS-37</p>	<p>i. What do the Sensory Nerves do?</p> <p>j. What do the Motor Nerves do?</p> <p>k. Name the two sub-divisions of Motor Nerves.</p>	<p>Carry messages to the brain, from the sense organs, pain sensors, etc.</p> <p>Carry messages from the brain, to the muscles, etc.</p> <p>Voluntary (control striated muscles) and Autonomic (control smooth muscles).</p>
 <p>RS-38</p>	<p>l. Name the two sub-divisions of Autonomic Nerves and describe their functions.</p> <p>m. What does it mean to say that a drug is "sympathomimetic"?</p> <p>n. What does it mean to say that a drug is "parasympathomimetic"?</p>	<p>Sympathetic (command the body's response to fear, excitement, etc.), and Parasympathetic (promote the body's tranquil activities).</p> <p>It means that the drug's effects mimic those caused by messages transmitted along sympathetic nerves (excitement, agitation, arousal, etc.).</p> <p>The drug's effects mimic those caused by messages transmitted along parasympathetic nerves (relaxation, calm, sleep, etc.).</p>

Aides	Lesson Plan	Instructor Notes
 RS-39	<p>o. Which two categories of drugs can most appropriately be called sympathomimetic?</p> <p>p. Which category can most appropriately be called parasympathomimetic?</p>	<p>CNS Stimulants and Hallucinogens.</p> <p>Narcotic Analgesics.</p> <p>Clarification: Cannabis, PCP and Inhalants have some sympathomimetic characteristics, but not as many as do the CNS Stimulants and Hallucinogens. Depressants have some parasympathomimetic characteristics, but not as many as do the Narcotic Analgesics.</p>
 RS-40	<p>q. What is an artery?</p> <p>r. What is a vein?</p>	<p>Strong, elastic blood vessel that carries blood from the heart to the body's tissues and organs.</p> <p>Blood vessel that carries blood back to the heart from the tissues and organs.</p>
 RS-41	<p>s. What is the Pulmonary Artery, and what is unique about it?</p> <p>t. What are the Pulmonary Veins, and what is so special about them?</p>	<p>It is the artery that carries blood from the heart to the lungs. It is the only artery that carries blood depleted of oxygen.</p> <p>They are the veins that carry blood back to the heart from the lungs. They are the only veins that carry blood rich in oxygen.</p> <p>SOLICIT STUDENTS' QUESTIONS ABOUT PHYSIOLOGY.</p> <p>SOLICIT ANY ADDITIONAL QUESTIONS THAT THE STUDENTS MIGHT HAVE.</p>

Aides	Lesson Plan	Instructor Notes
		<p>ADMINISTER QUIZ NUMBER FIVE TO THE STUDENTS. ALLOW 20 MINUTES FOR THE STUDENTS TO COMPLETE THE QUIZ. REVIEW THE QUIZ WITH THE CLASS, AND ALLOW THE STUDENTS TO RETAIN THE QUIZ FOR THEIR INDEPENDENT STUDY.</p> <p>THANK THE STUDENTS FOR ATTENDING THE OPTIONAL REVIEW SESSION.</p>



Review of the DRE School

RS-1

How do we define the term “drug” for DRE purposes?

- Definition must include:
 - Any substance
 - That impairs the ability to operate a vehicle safely

RS-2

Basic Drug Statistics

- What percentage of DWI arrests involve drugs other than alcohol?
 - LAPD Estimate: 10-20%
- What drug other than alcohol was found most frequently in the Los Angeles Field Validation Study?
 - PCP
- What does “polydrug use” mean?
 - Ingesting two or more distinct drug categories on the same occasion

RS-3

Basic Drug Statistics

- How common was polydrug use in the Field Validation Study?
 - More than 70% of the suspects had two or more drug categories in them
- How good were the DREs in the Field Validation Study?
 - Nearly 80% of the time when the DREs said a particular category of drugs was present, that category was found in the suspect's blood.
 - In more than 90% of the suspects, the DREs correctly identified at least one of the categories that were present

RS-4

Basic Drug Statistics

- In the University of Tennessee Study, what percentage of injured drivers had drugs other than alcohol in them?
 - 40% of those drivers had evidence of other drugs in their urine

RS-5

Review of Symptomatology

- Name six different CNS Depressants
- Name four different CNS Stimulants.
- Name two naturally-occurring Hallucinogens.
- Name four different synthetic Hallucinogens.
- Name a major analog of PCP.
- Name the three sub-categories of Inhalants.
- What is the active ingredient in Cannabis?

RS-6

Review of Vital Signs

- Pulse Rate
 - Define "Pulse"
 - * Contraction and expansion of an artery, generated by the pumping action of the heart
 - True or false: Pulse rate is measured in units of "millimeters of mercury".
 - * FALSE: pulse rate is measured in "beats per minute"

Drug Evaluation & Classification Training

RS-7

Review of Vital Signs

- Pulse Rate (cont.)
 - Name three different pulse points, and indicate where they are located.
 - * Radial, Brachial and Carotid pulse points
 - What is the "normal" range of adult human pulse rate, for DRE purposes?
 - * 60-90 beats per minute

Drug Evaluation & Classification Training

RS-8

Review of Vital Signs

- Blood Pressure
 - Define "Blood Pressure".
 - * The force that the circulating blood exerts on the walls of the arteries
 - Name the instrument used to measure blood pressure.
 - * Sphygmomanometer
 - When does blood pressure reach its highest value? What is the highest value called?
 - * The systolic pressure is reached when the heart contracts and pushes blood into the arteries

Drug Evaluation & Classification Training

RS-9

Review of Vital Signs

- Blood Pressure (cont.)
 - When does blood pressure reach its lowest value? What is the lowest value called?
 - * The diastolic pressure is reached when the heart is fully expanded
 - What is the "normal" range of adult human blood pressure, for DRE purposes?
 - * Systolic: 120-140mmHg
 - * Diastolic: 70-90mmHg

Drug Evaluation & Classification Training

RS-10

Review of Vital Signs

- Blood Pressure (cont.)
 - What does "Hg" stand for?
 - * Chemical symbol for mercury ("Hydrargyrum", Latin word for "Mercury"). Blood pressure is measured in millimeters of mercury

Drug Evaluation & Classification Training

RS-11

Review of the Eye Examinations

- Horizontal Gaze Nystagmus
 - What are the three validated clues of impairment that have been established for HGN?
 - * Lack of Smooth Pursuit
 - * Distinct Nystagmus at Maximum Deviation
 - * Angle of Onset of Nystagmus Prior to 45 Degrees

Drug Evaluation & Classification Training

RS-12

Review of the Eye Examinations

- Horizontal Gaze Nystagmus (cont.)
 - What formula expresses the approximate statistical relationship between BAC and the angle of onset of nystagmus?
 - * $BAC = 50 - \text{angle}$
 - What categories of drugs usually will cause HGN?
 - * CNS Depressants
 - * PCP
 - * Inhalants

Drug Evaluation & Classification Training

RS-13

Review of the Eye Examinations

- Vertical Gaze Nystagmus
 - True or False: Any drug that causes HGN may also produce Vertical Gaze Nystagmus.
 - * TRUE: All drugs that cause Horizontal Gaze Nystagmus will cause Vertical Gaze Nystagmus, if the dose is large enough
 - What category of drugs causes Vertical Gaze Nystagmus but not Horizontal Gaze Nystagmus?
 - * NO drug causes Vertical Gaze Nystagmus but not HGN

Drug Evaluation & Classification Training

RS-14

Review of the Eye Examinations

- Lack of Convergence
 - True or False: Any drug that causes nystagmus will also usually cause the eyes to be unable to converge.
 - * TRUE: CNS Depressants, PCP and Inhalants usually cause the eyes to be unable to converge
 - What category of drugs usually causes lack of convergence but does not cause nystagmus?
 - * CANNABIS usually causes Lack of Convergence, but doesn't cause nystagmus

Drug Evaluation & Classification Training

RS-15

Review of the Darkroom Examinations

- What are the three lighting conditions under which we must estimate the size of the suspect's pupils?
 - Room Light
 - Near Total Darkness
 - Direct Light
- How long should we wait in the Darkroom before beginning to check the suspect's pupils?
 - At least 90 seconds

Drug Evaluation & Classification Training

RS-16

Review of the Darkroom Examinations

- Name the device that we use to estimate the size of the suspect's pupils.
 - The Pupilometer
- What do the numbers on the Pupilometer refer to?
 - The diameters of the black circles
- In what units of measurement are those numbers given?
 - The circles' diameters are given in millimeters

Drug Evaluation & Classification Training

RS-17

Review of the Darkroom Examinations

- For DRE purposes, what is the "normal" range of the size of an adult human's pupil?
 - The diameter of the pupil normally ranges from about 3.0 mm to about 6.5 mm
- What does the term "MIOSIS" mean?
 - "Miosis" means an abnormally small or constricted pupil, i.e., a pupil with a diameter smaller than 3.0 mm

Drug Evaluation & Classification Training

RS-18

Review of the Darkroom Examinations

- What does the term "MYDRIASIS" mean?
 - "Mydriasis" means an abnormally large or dilated pupil, i.e., a pupil with a diameter larger than 6.5 mm
- What category of drugs usually causes Miosis, or constricted pupils?
 - Narcotic Analgesics usually cause pupils to be constricted below the normal range

Drug Evaluation & Classification Training

RS-19

Review of the Darkroom Examinations

- What categories usually cause Mydriasis, or dilated pupils?
 - CNS Stimulants and Hallucinogens usually cause pupils to be dilated above the normal range. Cannabis also may cause dilation. Some inhalants will also cause dilation.
- What is unique about the drug "Methaqualone" and SOMA?
 - Methaqualone and Soma is a CNS Depressant that causes dilation

Drug Evaluation & Classification Training

RS-20

Review of the Divided Attention Tests

- Name the four Divided Attention Tests administered during the DRE Examination.
 - Romberg Balance
 - Walk and Turn
 - One Leg Stand
 - Finger to Nose

Drug Evaluation & Classification Training

RS-21

Review of the Divided Attention Tests

- Why is the Romberg Balance always the first test administered?
 - For Standardization
 - The test requires the suspect to estimate the passage of 30 seconds; thus, it should be administered before the One Leg Stand test, in which the suspect is instructed to count out 30 seconds.

Drug Evaluation & Classification Training

RS-22

Review of the Divided Attention Tests

- Four validated clues of impairment have been established for the One Leg Stand Test; name them.
 - Swaying
 - Raising the arms
 - Hopping
 - Putting the foot down

Drug Evaluation & Classification Training

RS-23

Review of the Divided Attention Tests

- How many times is One Leg Stand administered during the DRE Examination?
 - Twice
- Which foot must the suspect stand on the first time he or she performs One Leg Stand?
 - The Left

Drug Evaluation & Classification Training

RS-24

Review of the Divided Attention Tests

- How many validated clues of impairment have been established for the Walk and Turn test? Name them.
 - Eight Validated Clues
 - Losing balance during the instructions
 - Starting to walk too soon
 - Raising arms while walking
 - Stepping off the line
 - Missing heel to toe
 - Stopping while walking
 - Wrong number of steps
 - Turning improperly

Drug Evaluation & Classification Training

RS-25

Review of the Divided Attention Tests

- In what sequence is the suspect instructed to touch the index fingers to the nose on the Finger to Nose test?
 - Left, Right, Left, Right, Right, Left

Drug Evaluation & Classification Training

RS-26

General Review Questions

- What is the medical or technical term for "droopy eyelids"?
 - PTOSIS
- What does "Piloerection" mean? What drug often causes piloerection?
 - "Piloerection" means "Hair Standing Up", or "Goose Bumps". It is often caused by LSD
- What is the medical or technical term for Heroin?
 - Diacetyl Morphine

Drug Evaluation & Classification Training

RS-27

General Review Questions

- Explain the terms "Null", "Additive", "Antagonistic" and "Overlapping" Effect as they apply to polydrug use. Give examples
 - "Null": neither drug affects some specific indicator
 - "Additive": the two drugs produce some identical effects
 - "Antagonistic": the two drugs produce some directly opposite effects
 - "Overlapping": one drug affects some symptom that the other doesn't affect, and vice versa

Drug Evaluation & Classification Training

RS-28

General Review Questions

- What is the difference between "Hippus" and "Rebound Dilation"?
 - "Hippus" refers to pupils that pulsate rhythmically in size between fixed limits; usually, Hippus develops during withdrawal from Narcotic Analgesics
 - "Rebound Dilation" is a period of constriction followed by dilation with a change equal to or greater than 2 mm.

Drug Evaluation & Classification Training

RS-29

General Review Questions

- What is the drug "Percobarb"?
 - It is a combination of the natural opiate Percodan with a barbiturate. Percobarb thus is a polydrug, a combination of a Narcotic Analgesic and a CNS Depressant
- What does "Bruxism" mean?
 - Grinding the teeth

Drug Evaluation & Classification Training

RS-30

General Review Questions

- What does the number denoting the size of a hypodermic needle refer to?
 - The inside diameter of the needle
- What does "Synesthesia" mean?
 - A mixing of senses, i.e., hearing colors or seeing odors
- What is "Sinsemilla"?
 - A variety of marijuana with a high concentration of THC

Drug Evaluation & Classification Training

RS-31

General Review Questions

What are the twelve major components of the DRE Examination?

- The Breath Alcohol Test
- Interview of Arresting Officer
- Preliminary Examination
- Examinations of the Eyes
- Divided Attention Tests
- Vital Signs Examinations
- Dark Room Examinations
- Examination for Muscle Tone
- Examination for Injection Sites
- Suspect's Statements
- Opinions of the Evaluator
- The Toxicological Exam

Drug Evaluation & Classification Training

RS-32

Review of Physiology

Name the ten major body systems.

- M is for Muscular System
 U is for Urinary System
 R is for Respiratory System I is for Integumentary System
 D is for Digestive System N is for Nervous System
 E is for Endocrine System C is for Circulatory System
 R is for Reproductive System
 S is for Skeletal System

Drug Evaluation & Classification Training

RS-33

Review of Physiology

- What is the distinction between the "Smooth" muscles and the "Striated" muscles?
 - We consciously control the Striated; we don't consciously control the Smooth
- What do we call the chemicals that are produced by the Endocrine System?
 - Hormones
- What is a neuron?
 - A nerve cell

Drug Evaluation & Classification Training

RS-34

Review of Physiology

- What do we call the space between two nerve cells?
 - The synapse, or synaptic gap
- What do we call the chemicals that pass from one nerve cell to the next?
 - Neurotransmitters
- What do we call the part of the nerve cell that sends out the neurotransmitter?
 - The axon

Drug Evaluation & Classification Training

RS-35

Review of Physiology

- What do we call the part of a nerve cell that receives the neurotransmitter?
 - The dendrite
- What do the Sensory Nerves do?
 - Carry messages to the brain, from the sense organs, pain sensors, etc.
- What do the Motor Nerves do?
 - Carry messages from the brain, to the muscles, etc.

Drug Evaluation & Classification Training

RS-36

Review of Physiology

- Name the two sub-divisions of Motor Nerves.
 - Voluntary (control striated muscles) and Autonomic (control smooth muscles)
- Name the two sub-divisions of Autonomic Nerves and describe their functions.
 - Sympathetic (command the body's response to fear, excitement, etc.), and Parasympathetic (promote the body's tranquil activities)

Drug Evaluation & Classification Training

RS-37

Review of Physiology

- What does it mean to say that a drug is "sympathomimetic"?
 - It means that the drug's effects mimic those caused by messages transmitted along sympathetic nerves (excitement, agitation, arousal, etc.)
- What does it mean to say that a drug is "parasympathomimetic"?
 - The drug's effects mimic those caused by messages transmitted along parasympathetic nerves (relaxation, calm, sleep, etc.)

Drug Evaluation & Classification Training

RS-38

Review of Physiology

- Which two categories of drugs can most appropriately be called sympathomimetic?
 - CNS Stimulants and Hallucinogens
- Which category can most appropriately be called parasympathomimetic?
 - Narcotic Analgesics
 - Clarification: Cannabis, PCP, and Inhalants have some sympathomimetic characteristics, but not as many as do the Stimulants and Hallucinogens. Depressants have some parasympathomimetic characteristics, but not as many as do the Narcotic Analgesics.

Drug Evaluation & Classification Training

RS-39

Review of Physiology

- What is an artery?
 - Strong, elastic blood vessel that carries blood from the heart to the body's tissues and organs
- What is a vein?
 - Blood vessel that carries blood back to the heart from tissues and organs

Drug Evaluation & Classification Training

RS-40

Review of Physiology

- What is the Pulmonary Artery, and what is unique about it?
 - It is the artery that carries blood from the heart to the lungs. It is the only artery that carries blood depleted of oxygen
- What are the Pulmonary Veins, and what is so special about them?
 - They are the veins that carry blood back to the heart from the lungs. They are the only veins that carry blood rich in oxygen.

Drug Evaluation & Classification Training

RS-41



Four Hours

SESSION XXIX
CLASSIFYING A SUSPECT (ROLE PLAY)


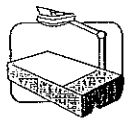

SESSION XXIX CLASSIFYING A SUSPECT (ROLE PLAY)

Upon successfully completing this session, the participants will be able to:


- o Compile a complete, clear and accurate report documenting the conduct and results of a Drug Evaluation and Classification Examination.

Content SegmentsLearning Activities

- | | | |
|--------------------------------------|---|-------------------------------|
| A. Scenarios: Simulated Examinations | o | Interviewing Practice |
| B. Report Preparation Practice | o | Note taking Practice |
| C. Report Review and Critique | o | Small Group Work session |
| | o | Instructor led Presentations |
| | o | Participant led Presentations |
| | o | Participant led Critiques |

Aides	Lesson Plan	Instructor Notes
  <p data-bbox="191 619 349 682">XXIX-O (Objectives)</p>  <p data-bbox="191 861 381 966">120 Minutes (Approximately)</p>	<p data-bbox="422 315 917 388">CLASSIFYING A SUSPECT (ROLE PLAY)</p> <p data-bbox="422 714 812 787">A. Scenarios: Simulated Examinations</p> <ol style="list-style-type: none"> <li data-bbox="462 997 771 1029">1. Team assignments <li data-bbox="462 1417 673 1449">2. Procedures <ol style="list-style-type: none"> <li data-bbox="519 1522 958 1701">a. Each team will examine as many as possible of the "role players", until the time scheduled for this segment elapses. <li data-bbox="519 1732 925 1879">b. Each examination will be carried out <u>fully</u>: nothing will be omitted <u>except</u> for the breath alcohol test. 	<p data-bbox="990 315 1380 388">Total Lesson Time: Approximately 240 Minutes</p> <p data-bbox="990 420 1356 451">Session title on wallchart.</p> <p data-bbox="990 493 1388 598">Briefly review the objectives, content and activities of this session.</p> <p data-bbox="990 987 1437 1060"><u>Assign</u> the students to teams of 3-4 members.</p> <p data-bbox="990 1092 1421 1375"><u>Note</u>: the total number of student teams should not be more than the number of "role players" participating in this session. Otherwise, one or more teams would be unoccupied during major portions of this segment.</p> <p data-bbox="990 1417 1364 1480"><u>Explain</u> procedures to the students.</p> <p data-bbox="990 1522 1372 1585"><u>Solicit</u> students' questions concerning the procedures.</p>

Aides	Lesson Plan	Instructor Notes
	<p>c. At certain points in the examination, the "role player" will inform the team what to record.</p> <p>d. All data will be recorded on the standard Drug Influence Evaluation Form.</p> <p>e. Some "role players" will be simulating the signs and symptoms of exactly one category of drugs.</p> <p>f. Some "role players" may be simulating the signs and symptoms of two or more categories in combination.</p> <p>g. It is possible that one or more "role players" may be simulating persons who are <u>not</u> under the influence of any drugs.</p> <p>h. At the completion of each examination, the team will discuss the evidence obtained and reach a consensus concerning the category or categories of drugs present.</p> <p>i. Subsequently, each team will be assigned the responsibility of preparing and presenting a complete narrative report on one "role player".</p>	<p><u>Example:</u> The "role players" will instruct the teams concerning the evidence to be recorded from the Horizontal Gaze Nystagmus test.</p> <p><u>Clarification:</u> "Role player Alpha" might be simulating a person who is under the influence of a CNS Stimulant only. "Role Player Delta" might be simulating a person under the influence of an Inhalant only.</p> <p>"Role Player Bravo" might be simulating someone who is under the influence of both PCP and Marijuana.</p>

Aides	Lesson Plan	Instructor Notes
 60 Minutes	<p>j. All students will participate in critiquing the reports.</p> <p>3. Drug Evaluation and Classification practice.</p> <p>B. Report Preparation Practice</p> <p>1. Team assignments</p>	<p><u>Verify</u> that all teams understand the procedures.</p> <p>Make sure that teams have sufficient copies of the Drug Evaluation Form.</p> <p><u>Assign</u> a "role player" to each team.</p> <p>Example: "Alpha" to team #1 "Bravo" to team #2 "Charlie" to team #3, etc.</p> <p>As each team completes the entire evaluation, the team will hand over its "role player" to the next team. That is, team #1 hand off to team #2, team #2 to team #3, etc.</p> <p><u>Make sure</u> that each team member fully participates, and conducts some portion of the evaluation of each "role player".</p> <p>Allow the practice to continue for approximately 2 hours, or until each team has completed the evaluation of at least three "role players" (whichever occurs <u>later</u>).</p> <p><u>Instruct</u> each team to prepare a report based on the <u>third</u> "role player" evaluated by the team.</p> <p><u>Verify</u> that each team understands who is to be the subject of the report.</p>

Aides	Lesson Plan	Instructor Notes
<p style="text-align: center;">●</p> <p>60 Minutes</p>	<ol style="list-style-type: none"> 2. Group writing exercise <p>C. Report Review and Critique</p> <ol style="list-style-type: none"> 1. Report presentation 2. Report critique 	<p><u>Note</u>: team members may divide the report writing work among themselves in any way they see fit.</p> <p>Each team should appoint a speaker to read its report. The speaker should explain exactly what led the team to its conclusion concerning the category or categories of drugs.</p> <p>Solicit questions and comments from students concerning the report they have heard.</p> <p><u>Inquire</u> whether other teams that evaluated this same "role player" reached a different conclusion about the drug category or categories.</p> <p>In turn, present and critique the other teams' reports.</p> <p><u>Note</u>: If necessary, this segment can be conducted simultaneously in two separate classrooms, with half of the teams present in each classroom, to allow all reports to be presented and critiqued within the allotted time.</p>

ROLE PLAY SCENARIOS

<u>SUBJECT</u>	<u>DRUG CATEGORY</u>
Alpha	Drug-Free
Bravo	Cannabis
Charlie	PCP
Delta	Narcotic Analgesic
Echo	Narcotic Analgesic <u>and</u> CNS Depressant
Foxtrot	Cannabis
Golf	CNS Stimulant
Hotel	PCP <u>and</u> Cannabis
India	Inhalant
Juliet	Alcohol Only (BAC = 0.07)
Kilo	Narcotic Analgesic <u>and</u> Alcohol (BAC = 0.05)
Lima	CNS Stimulant <u>and</u> Alcohol (BAC = 0.03)

Session XXIX

Classifying a Suspect (Role Play)




Classifying a Suspect (Role Play)

Upon successfully completing this session, the participant will be able to:

- Compile a complete, clear and accurate report documenting the conduct and results of a drug evaluation and classification examination

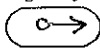
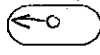

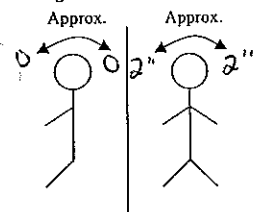
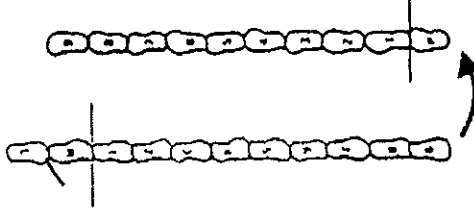
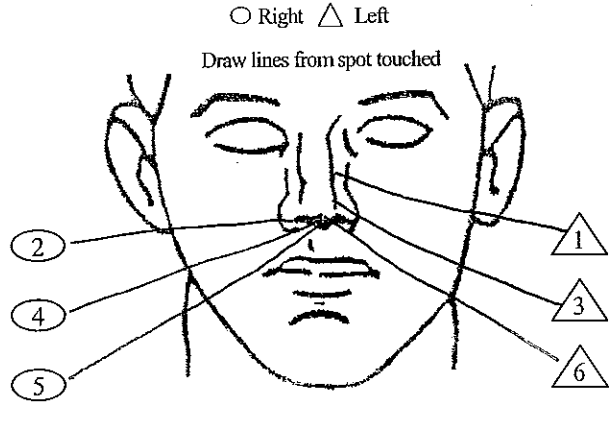

Drug Evaluation & Classification Training

XXIX-9



Drug Influence Evaluation

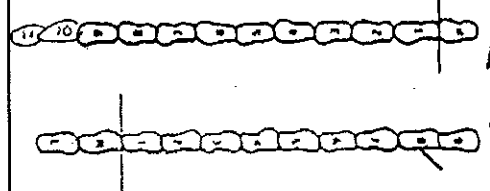
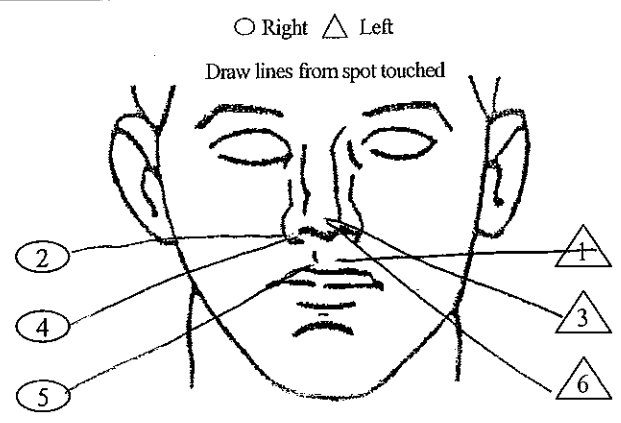
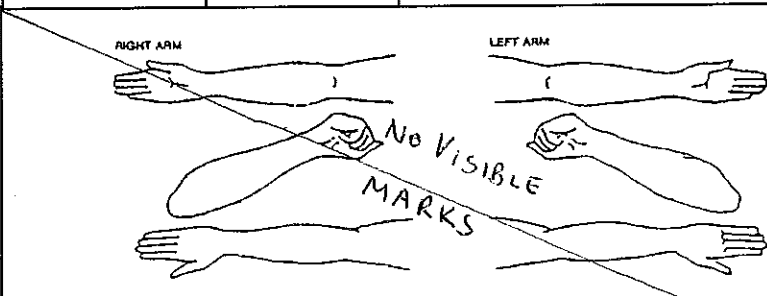
000841

Evaluator		DRE No XXIX-1		Rolling Log No.					
Recorder/Witness		Crash: <input type="checkbox"/> None <input type="checkbox"/> Injury <input type="checkbox"/> Property							
Officer's Name (Last, First, MI) ALPHA		DOB	Sex	Race	Arresting Officer (Name, ID No.)				
Date Examined/Time/Location		Breath Results: <input type="checkbox"/> Refused Instrument # 0.00% 1234		Chemical Test <input type="checkbox"/> Urine <input type="checkbox"/> Blood <input type="checkbox"/> Refused					
Miranda Warning Given: <input type="checkbox"/> Yes <input type="checkbox"/> No By:		What have you eaten today? When? "NOTHING YET TODAY"		Have you been drinking? How much? Time of last drink? "JUST COFFEE" N/A					
Time now?	When did you last sleep? How long? "I HAVEN'T SLEPT IN 2 DAYS"	Are you sick or injured? <input type="checkbox"/> Yes <input type="checkbox"/> No "NO - JUST VERY TIRED"		Are you diabetic or epileptic? <input type="checkbox"/> Yes <input checked="" type="checkbox"/> No					
Do you take insulin? <input type="checkbox"/> Yes <input checked="" type="checkbox"/> No		Do you have any physical defects? <input type="checkbox"/> Yes <input checked="" type="checkbox"/> No		Are you under the care of a doctor or dentist? <input type="checkbox"/> Yes <input checked="" type="checkbox"/> No					
Are you taking any medication or drugs? <input type="checkbox"/> Yes <input checked="" type="checkbox"/> No		Attitude PASSIVE, COOPERATIVE		Coordination SLOW, SOMEWHAT SLOPPY					
Speech NORMAL		Breath NORMAL		Face FLUSHED					
Corrective Lens: <input type="checkbox"/> None <input type="checkbox"/> Glasses <input type="checkbox"/> Contacts, if so <input type="checkbox"/> Hard <input type="checkbox"/> Soft		Pupil Size: <input checked="" type="checkbox"/> Equal <input type="checkbox"/> Unequal (explain)		Blindness: <input checked="" type="checkbox"/> None <input type="checkbox"/> L Eye <input type="checkbox"/> R Eye					
		Eyes: <input type="checkbox"/> Reddened Conjunctiva <input type="checkbox"/> Normal <input checked="" type="checkbox"/> Bloodshot <input type="checkbox"/> Watery		Tracking: <input checked="" type="checkbox"/> Equal <input type="checkbox"/> Unequal					
		Able to follow stimulus: <input checked="" type="checkbox"/> Yes <input type="checkbox"/> No		Eyelids: <input type="checkbox"/> Normal <input checked="" type="checkbox"/> Droopy					
Pulse & Time 1. 80 /		HGN Lack of Smooth Pursuit NO NO		Vertical Nystagmus? <input type="checkbox"/> Yes <input checked="" type="checkbox"/> No					
2. 76 /		Max. Deviation NO NO		Convergence Right Eye  Left Eye 					
3. 76 /		Angle of Onset NONE NONE		One Leg Stand 					
Romberg Balance 		Walk and Turn Test 		Cannot Keep Balance <input checked="" type="checkbox"/> Starts Too Soon <input type="checkbox"/> Stops Walking <input type="checkbox"/> Misses Heel-Toe <input type="checkbox"/> Steps Off Line <input type="checkbox"/> Raises Arms <input checked="" type="checkbox"/> <input checked="" type="checkbox"/> Actual Steps Taken <table border="1" style="display: inline-table;"><tr><td>1st Nine</td><td>2nd Nine</td></tr><tr><td>9</td><td>9</td></tr></table>		1 st Nine	2 nd Nine	9	9
1 st Nine	2 nd Nine								
9	9								
Internal Clock 27 Estimated At 30 Sec.		Describe Turn PROPER BUT SLOW		Cannot Do Test (Explain) N/A					
		Pupil Size	Room Light	Darkness	Direct				
		Left Eye	4.5	6.5	3.0				
		Right Eye	4.5	6.5	3.0				
Nasal Area CLEAR		Oral Cavity CLEAR		Reaction To Light NEAR NORMAL					
Blood Pressure 128 / 84 Temp 98.7		Hippus <input checked="" type="checkbox"/> No		Rebound Dilation <input type="checkbox"/> Yes <input checked="" type="checkbox"/> No					
Muscle Tone: <input checked="" type="checkbox"/> Normal <input type="checkbox"/> Flaccid <input type="checkbox"/> Rigid		Attach Photos Of Fresh Puncture Marks 							
at Medicine or Drug Have You Been Using? How Much? "NOTHING - I JUST NEED SOME SLEEP"		Time of Use? N/A		Where Were The Drugs Used? (Location) N/A					
Date/Time of Arrest		Time DRE Notified		Eval Start Time					
Time Completed		Member Signature (Include Rank)		ID No.					
Reviewed By:		Opinion of Evaluator: <input type="checkbox"/> Rule Out <input type="checkbox"/> Alcohol <input type="checkbox"/> Stimulant <input type="checkbox"/> PCP <input type="checkbox"/> Inhalant <input type="checkbox"/> Medical <input type="checkbox"/> Depressant <input type="checkbox"/> Hallucinogen <input type="checkbox"/> Narcotic Analgesic <input type="checkbox"/> Cannabis							

DRUG INFLUENCE EVALUATION		Page <u>2</u> of <u>2</u>
LOG NO.	DRE:	ARRESTEE: Alpha
1. LOCATION 2. WITNESS 3. BREATH TEST 4. NOTIFICATION / INTERVIEW ARRESTING OFCR. 5. INITIAL OBSERVATIONS 6. MEDICAL PROBLEMS 7. PSYCHOPHYSICAL 8. CLINICAL INDICATORS 9. SIGNS OF INGESTION 10. SUSPECTS STATEMENTS 11. OPINION 12. TOXICOLOGY SAMPLE 13. MISC.		
1. LOCATION:		
2. WITNESS:		
3. BREATH TEST:		
4. NOTIFICATION / INTERVIEW of ARRESTING OFFICER:		
5. INITIAL OBSERVATIONS: Subject appeared to be very tired.		
6. MEDICAL PROBLEMS:		
7. PSYCHOPHYSICAL TESTS:		
8. CLINICAL INDICATORS:		
9. SIGNS of INGESTION:		
10. STATEMENTS:		
11. OPINION of EVALUATOR:		
12. TOXICOLOGICAL SAMPLE:		
13. MISCELLANEOUS:		

000843

Drug Influence Evaluation

Evaluator		DRE No XXIX-2		Rolling Log No.	
Recorder/Witness		Crash: <input type="checkbox"/> None <input type="checkbox"/> Injury <input type="checkbox"/> Property			
suee's Name (Last, First, MI) 3 RAVO		DOB	Sex	Race	Arresting Officer (Name, ID No.)
Date Examined/Time/Location			Breath Results: <input type="checkbox"/> Refused Instrument # 0.00% 1234	Chemical Test <input type="checkbox"/> Urine <input type="checkbox"/> Blood <input type="checkbox"/> Refused	
Miranda Warning Given: <input type="checkbox"/> Yes <input type="checkbox"/> No		What have you eaten today? When? "A SANDWICH" "2 HRS AGO"		Have you been drinking? How much? "NOTHING AT ALL"	
Time now? When did you last sleep? How long? "LAST NIGHT - 8 HRS"		Are you sick or injured? <input type="checkbox"/> Yes <input checked="" type="checkbox"/> No		Are you diabetic or epileptic? <input type="checkbox"/> Yes <input checked="" type="checkbox"/> No	
Do you take insulin? <input type="checkbox"/> Yes <input checked="" type="checkbox"/> No		Do you have any physical defects? <input type="checkbox"/> Yes <input checked="" type="checkbox"/> No		Are you under the care of a doctor or dentist? <input type="checkbox"/> Yes <input checked="" type="checkbox"/> No	
Are you taking any medication or drugs? <input type="checkbox"/> Yes <input checked="" type="checkbox"/> No		Attitude CAREFREE, COOPERATIVE		Coordination FAIR	
Speech NORMAL		Breath NORMAL		Face NORMAL	
Corrective Lens: <input type="checkbox"/> None <input type="checkbox"/> Glasses <input type="checkbox"/> Contacts, if so <input type="checkbox"/> Hard <input type="checkbox"/> Soft		Pupil Size: <input checked="" type="checkbox"/> Equal <input type="checkbox"/> Unequal (explain)		Blindness: <input checked="" type="checkbox"/> None <input type="checkbox"/> L Eye <input type="checkbox"/> R Eye	
Able to follow stimulus: <input checked="" type="checkbox"/> Yes <input type="checkbox"/> No		Tracking: <input checked="" type="checkbox"/> Equal <input type="checkbox"/> Unequal		Eyelids: <input checked="" type="checkbox"/> Normal <input type="checkbox"/> Droopy	
Pulse & Time 1. 120 / _____ 2. 112 / _____ 3. 118 / _____		HGN Lack of Smooth Pursuit NO NO Max. Deviation NO NO Angle of Onset NONE NONE		Vertical Nystagmus? <input type="checkbox"/> Yes <input checked="" type="checkbox"/> No Convergence Right Eye OR Left Eye ←	
Romberg Balance Approx. 10 seconds SUBJECT OPENED EYES AT 10 SECONDS AND SAID "TIMES UP"		Walk and Turn Test 		Cannot Keep Balance _____ Starts Too Soon <input checked="" type="checkbox"/> Yes <input type="checkbox"/> No 1 st Nine 2 nd Nine Stops Walking <input type="checkbox"/> Yes <input type="checkbox"/> No Misses Heel-Toe <input type="checkbox"/> Yes <input type="checkbox"/> No Steps Off Line <input checked="" type="checkbox"/> Yes <input type="checkbox"/> No Raises Arms <input type="checkbox"/> Yes <input type="checkbox"/> No Actual Steps Taken 9 11	
Internal Clock 10 Estimated At 30 Sec.		Describe Turn PROPER		Cannot Do Test (Explain) N/A	
Type of Footwear		Pupil Size		Room Light	
Darkness		Direct		Nasal Area CLEAR	
Left Eye 5.0 7.0 4.5		Right Eye 5.0 7.0 4.5		Oral Cavity (SEE NARRATIVE)	
Hippus <input type="checkbox"/> Yes <input checked="" type="checkbox"/> No		Rebound Dilation <input type="checkbox"/> Yes <input checked="" type="checkbox"/> No		Reaction To Light NEAR NORMAL	
					
Blood Pressure 168 / 100 Temp 98.6		Attach Photos Of Fresh Puncture Marks			
Muscle Tone: <input checked="" type="checkbox"/> Normal <input type="checkbox"/> Flaccid <input type="checkbox"/> Rigid		Comments:			
at Medicine or Drug Have You Been Using? How Much? "NOTHING - NO HARD STUFF AT ALL"		Time of Use? "DIDN'T USE"		Where Were The Drugs Used? (Location) "NOTHING TODAY. OFFICER"	
Date/Time of Arrest		Time DRE Notified		Eval Start Time	
Time Completed		Member Signature (Include Rank)		ID No.	
Reviewed By:		Opinion of Evaluator: <input type="checkbox"/> Rule Out <input type="checkbox"/> Alcohol <input type="checkbox"/> Stimulant <input type="checkbox"/> PCP <input type="checkbox"/> Inhalant <input type="checkbox"/> Medical <input type="checkbox"/> Depressant <input type="checkbox"/> Hallucinogen <input type="checkbox"/> Narcotic Analgesic <input type="checkbox"/> Cannabis			

DRUG INFLUENCE EVALUATION

Page 2 of 2

LOG NO.	DRE:	ARRESTEE: Bravo
1. LOCATION 2. WITNESS 3. BREATH TEST 4. NOTIFICATION / INTERVIEW ARRESTING OFCR. 5. INITIAL OBSERVATIONS 6. MEDICAL PROBLEMS 7. PSYCHOPHYSICAL 8. CLINICAL INDICATORS 9. SIGNS OF INGESTION 10. SUSPECTS STATEMENTS 11. OPINION 12. TOXICOLOGY SAMPLE 13. MISC.		
1. LOCATION:		
2. WITNESS:		
3. BREATH TEST:		
4. NOTIFICATION / INTERVIEW of ARRESTING OFFICER:		
5. INITIAL OBSERVATIONS: Check of subject's mouth revealed small bits of debris (dark green/brown vegetable matter) between lower front teeth.		
6. MEDICAL PROBLEMS:		
7. PSYCHOPHYSICAL TESTS:		
8. CLINICAL INDICATORS:		
9. SIGNS of INGESTION:		
10. STATEMENTS:		
11. OPINION of EVALUATOR:		
12. TOXICOLOGICAL SAMPLE:		
13. MISCELLANEOUS:		

000845


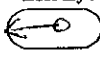
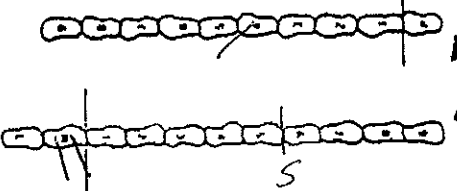
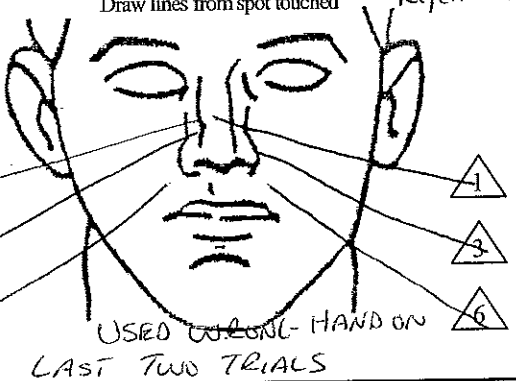
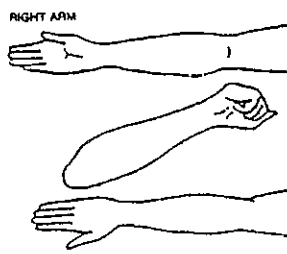
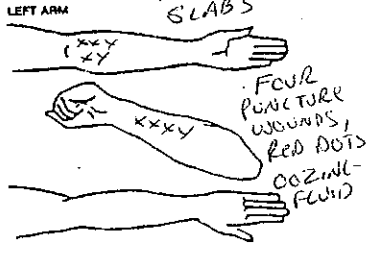
Drug Influence Evaluation

Evaluator		DRE No XXIX-3		Rolling Log No.		
Recorder/Witness		Crash: <input type="checkbox"/> None <input type="checkbox"/> Injury <input type="checkbox"/> Property				
Officer's Name (Last, First, MI) L HARLIE		DOB	Sex	Race	Arresting Officer (Name, ID No.)	
Date Examined/Time/Location			Breath Results: <input type="checkbox"/> Refused Instrument # 0.00% 1234	Chemical Test <input type="checkbox"/> Urine <input type="checkbox"/> Blood <input type="checkbox"/> Refused		
Miranda Warning Given: <input type="checkbox"/> Yes <input type="checkbox"/> No		What have you eaten today? When? "EAT TODAY?... (PAUSE)... NO"		Have you been drinking? How much? Time of last drink? "DRINK? NO" N/A		
Time now?	When did you last sleep? How long? "THIS MORNING - 4 HRS"	Are you sick or injured? <input type="checkbox"/> Yes <input type="checkbox"/> No "I'M VERY HOT"		Are you diabetic or epileptic? <input type="checkbox"/> Yes <input checked="" type="checkbox"/> No		
Do you take insulin? <input type="checkbox"/> Yes <input checked="" type="checkbox"/> No		Do you have any physical defects? <input type="checkbox"/> Yes <input checked="" type="checkbox"/> No		Are you under the care of a doctor or dentist? <input type="checkbox"/> Yes <input checked="" type="checkbox"/> No		
Are you taking any medication or drugs? <input type="checkbox"/> Yes <input checked="" type="checkbox"/> No		Attitude DETACHED - SLOW TO RESPOND		Coordination		
Speech SLOW AND DELIBERATE		Breath NORMAL		Face		
Corrective Lens: <input type="checkbox"/> None <input type="checkbox"/> Glasses <input type="checkbox"/> Contacts, if so <input type="checkbox"/> Hard <input type="checkbox"/> Soft		Pupil Size: <input checked="" type="checkbox"/> Equal <input type="checkbox"/> Unequal (explain)		Blindness: <input checked="" type="checkbox"/> None <input type="checkbox"/> L Eye <input type="checkbox"/> R Eye		
Able to follow stimulus: <input checked="" type="checkbox"/> Yes <input type="checkbox"/> No		Tracking: <input checked="" type="checkbox"/> Equal <input type="checkbox"/> Unequal		Eyelids: <input checked="" type="checkbox"/> Normal <input type="checkbox"/> Droopy		
Pulse & Time 1. 104		HGN Lack of Smooth Pursuit YES YES		Vertical Nystagmus? <input checked="" type="checkbox"/> Yes <input type="checkbox"/> No		
2. 108		Max. Deviation YES YES		Convergence Right Eye 02 Left Eye ←0		
3. 108		Angle of Onset IMMEDIATE IMMEDIATE		One Leg Stand 20 12 18		
Romberg Balance Approx. Approx. CIRCULAR SWAY TEST STOPPED AFTER 90 SECONDS		Walk and Turn Test HAD TO BE TOLD TO START WALKING AFTER TURN		Cannot Keep Balance <input checked="" type="checkbox"/> Starts Too Soon <input checked="" type="checkbox"/> Stops Walking <input checked="" type="checkbox"/> Misses Heel-Toe <input checked="" type="checkbox"/> Steps Off Line <input checked="" type="checkbox"/> Raises Arms <input checked="" type="checkbox"/> Actual Steps Taken 9 9		
Internal Clock 90 Estimated At 30 Sec.		Describe Turn DID NOT LEAVE FRONT FOOT ON LINE		Cannot Do Test (Explain) N/A		
		Pupil Size	Room Light	Darkness	Direct	Nasal Area CLEAR
		Left Eye	4.0	6.5	3.5	Oral Cavity CLEAR
		Right Eye	4.0	6.5	3.5	
		Hippus <input checked="" type="checkbox"/> Yes <input type="checkbox"/> No	Rebound Dilatation <input checked="" type="checkbox"/> Yes <input type="checkbox"/> No	Reaction To Light NEAR NORMAL		
Blood Pressure 170 / 98 Temp 100.6		Muscle Tone: <input type="checkbox"/> Normal <input type="checkbox"/> Flaccid <input checked="" type="checkbox"/> Rigid				
Comments: ARMS VERY RIGID		Attach Photos Of Fresh Puncture Marks				
at Medicine or Drug Have You Been Using? How Much? USING... (PAUSE)... NOTHING		Time of Use? N/A		Where Were The Drugs Used? (Location) N/A		
Date/Time of Arrest		Time DRE Notified		Eval Start Time		
Time Completed		Member Signature (Include Rank)		ID No.		
Reviewed By:		Opinion of Evaluator: <input type="checkbox"/> Rule Out <input type="checkbox"/> Alcohol <input type="checkbox"/> Stimulant <input type="checkbox"/> PCP <input type="checkbox"/> Inhalant		<input type="checkbox"/> Medical <input type="checkbox"/> Depressant <input type="checkbox"/> Hallucinogen <input type="checkbox"/> Narcotic Analgesic <input type="checkbox"/> Cannabis		

DRUG INFLUENCE EVALUATION		Page <u>2</u> of <u>2</u>
LOG NO.	DRE:	ARRESTEE: Charlie
1. LOCATION 2. WITNESS 3. BREATH TEST 4. NOTIFICATION / INTERVIEW ARRESTING OFCR. 5. INITIAL OBSERVATIONS 6. MEDICAL PROBLEMS 7. PSYCHOPHYSICAL 8. CLINICAL INDICATORS 9. SIGNS OF INGESTION 10. SUSPECTS STATEMENTS 11. OPINION 12. TOXICOLOGY SAMPLE 13. MISC.		
1. LOCATION:		
2. WITNESS:		
3. BREATH TEST:		
4. NOTIFICATION / INTERVIEW of ARRESTING OFFICER:		
5. INITIAL OBSERVATIONS: Subject delayed for several seconds prior to responding to most questions. Subject stated it was very hot several times during the examination. Subject perspired heavily during the examination.		
6. MEDICAL PROBLEMS:		
7. PSYCHOPHYSICAL TESTS:		
8. CLINICAL INDICATORS:		
9. SIGNS of INGESTION:		
10. STATEMENTS:		
11. OPINION of EVALUATOR:		
12. TOXICOLOGICAL SAMPLE:		
13. MISCELLANEOUS:		

000847

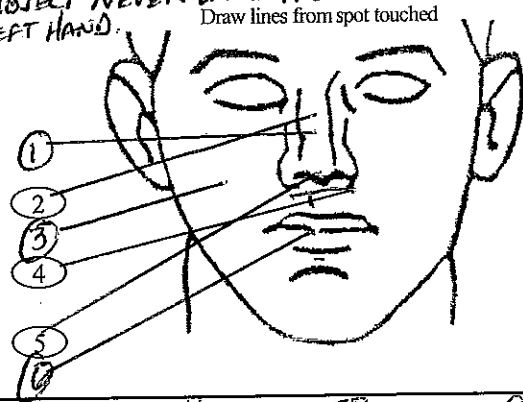
Drug Influence Evaluation

Evaluator		DRE No		Rolling Log No.	
Recorder/Witness DELTA, ste's Name (Last, First, MI)		Crash: <input type="checkbox"/> Fatal		<input type="checkbox"/> None <input type="checkbox"/> Injury <input type="checkbox"/> Property	
Date Examined/Time/Location		DOB		Sex	
Breath Results: 0.0 <input type="checkbox"/> Refused Instrument # 1234		Chemical Test <input type="checkbox"/> Urine <input type="checkbox"/> Blood <input type="checkbox"/> Refused		Arresting Officer (Name, ID No.)	
Miranda Warning Given: <input type="checkbox"/> Yes <input type="checkbox"/> No By:		What have you eaten today? I DIDN'T EAT TODAY		When? NO TIME - NO BOOZE	
Have you been drinking? NO		How much? NO BOOZE		Time of last drink? N/A	
Time now? I DON'T REMEMBER		When did you last sleep? I DON'T REMEMBER		How long? I DON'T REMEMBER	
Are you sick or injured? <input type="checkbox"/> Yes <input checked="" type="checkbox"/> No		Are you diabetic or epileptic? <input type="checkbox"/> Yes <input checked="" type="checkbox"/> No		Do you take insulin? <input type="checkbox"/> Yes <input checked="" type="checkbox"/> No	
Do you have any physical defects? <input type="checkbox"/> Yes <input checked="" type="checkbox"/> No		Are you under the care of a doctor or dentist? <input type="checkbox"/> Yes <input checked="" type="checkbox"/> No		Are you taking any medication or drugs? <input type="checkbox"/> Yes <input checked="" type="checkbox"/> No	
Attitude DETACHED, SLEEPY, PASSIVE		Coordination VERY SLOPPY - RUBBER-LETTERED		Breath NORMAL	
Face NORMAL		Speech LOW, MUMBLED		Eyes: <input type="checkbox"/> Reddened Conjunctiva <input checked="" type="checkbox"/> Normal <input type="checkbox"/> Bloodshot <input type="checkbox"/> Watery	
Blindness: <input checked="" type="checkbox"/> None <input type="checkbox"/> L Eye <input type="checkbox"/> R Eye		Tracking: <input checked="" type="checkbox"/> Equal <input type="checkbox"/> Unequal		Corrective Lens: <input type="checkbox"/> None <input type="checkbox"/> Glasses <input type="checkbox"/> Contacts, if so <input type="checkbox"/> Hard <input type="checkbox"/> Soft	
Pupil Size: <input checked="" type="checkbox"/> Equal <input type="checkbox"/> Unequal (explain)		Able to follow stimulus: <input checked="" type="checkbox"/> Yes <input type="checkbox"/> No		Eyelids: <input type="checkbox"/> Normal <input checked="" type="checkbox"/> Droopy	
Pulse & Time 1. 52 2. 56 3. 52		HGN Lack of Smooth Pursuit NO Max. Deviation NO Angle of Onset NONE		Vertical Nystagmus? <input type="checkbox"/> Yes <input checked="" type="checkbox"/> No Convergence Right Eye  Left Eye 	
Romberg Balance Approx. CIRCULAR SWAY TEST STOPPED AFTER 90 SECONDS		Walk and Turn Test VERY RUBBER-LETTERED 		Cannot Keep Balance <input checked="" type="checkbox"/> Starts Too Soon <input checked="" type="checkbox"/> Stops Walking <input checked="" type="checkbox"/> Misses Heel-Toe <input type="checkbox"/> Steps Off Line <input type="checkbox"/> Raises Arms <input checked="" type="checkbox"/> Actual Steps Taken 9 9	
Internal Clock 90 Estimated At 30 Sec.		Describe Turn DID NOT LEAVE FRONT FOOT ONLINE, STALLERED		Cannot Do Test (Explain) N/A	
Type of Footwear		Pupil Size		Room Light	
Darkness		Direct		Nasal Area CLEAR	
Left Eye 2.0		Right Eye 2.0		Oral Cavity CLEAR	
Hippus <input checked="" type="checkbox"/> Yes <input type="checkbox"/> No		Rebound Dilatation <input type="checkbox"/> Yes <input checked="" type="checkbox"/> No		Reaction To Light VERY SLOW	
 <p>HEAD NODDED FORWARD REPEATEDLY USED WRONG-HAND ON LAST TWO TRIALS</p>		 <p>RIGHT ARM</p>		 <p>LEFT ARM FIVE SLABS FOUR PUNCTURE WOUNDS, RED DOTS COZING-FLUID</p>	
Blood Pressure 108 / 60 Temp 97.0		Muscle Tone: <input type="checkbox"/> Normal <input checked="" type="checkbox"/> Flaccid <input type="checkbox"/> Rigid		Comments: ARMS VERY LOOSE & FLACID	
What Medicine or Drug Have You Been Using? PLEASE, HONEST I'M CLEAN		How Much? PLEASE, HONEST I'M CLEAN		Time of Use? NO, HONEST	
Where Were The Drugs Used? (Location) PLEASE, I'M REALLY CLEAN		Eval Start Time		Time Completed	
Date/Time of Arrest		Time DRE Notified		Reviewed By:	
Member Signature (Include Rank)		ID No.		Opinion of Evaluator:	
<input type="checkbox"/> Rule Out <input type="checkbox"/> Medical		<input type="checkbox"/> Alcohol <input type="checkbox"/> Depressant		<input type="checkbox"/> Stimulant <input type="checkbox"/> Hallucinogen	
<input type="checkbox"/> Inhalant <input type="checkbox"/> Cannabis		<input type="checkbox"/> PCP <input type="checkbox"/> Narcotic Analgesic			

DRUG INFLUENCE EVALUATION		Page 2 of 2
LOG NO.	DRE:	ARRESTEE: Delta
1. LOCATION 2. WITNESS 3. BREATH TEST 4. NOTIFICATION / INTERVIEW ARRESTING OFCR. 5. INITIAL OBSERVATIONS 6. MEDICAL PROBLEMS 7. PSYCHOPHYSICAL 8. CLINICAL INDICATORS 9. SIGNS OF INGESTION 10. SUSPECTS STATEMENTS 11. OPINION 12. TOXICOLOGY SAMPLE 13. MISC.		
1. LOCATION:		
2. WITNESS:		
3. BREATH TEST:		
4. NOTIFICATION / INTERVIEW of ARRESTING OFFICER:		
5. INITIAL OBSERVATIONS: Subject's eyelids drooped constantly. Subject's head repeatedly nodded forward. At times, subject appeared to be asleep, but always responded to questions. Subject rubbed the face and licked the lips repeatedly.		
6. MEDICAL PROBLEMS:		
7. PSYCHOPHYSICAL TESTS:		
8. CLINICAL INDICATORS:		
9. SIGNS of INGESTION:		
10. STATEMENTS:		
11. OPINION of EVALUATOR:		
12. TOXICOLOGICAL SAMPLE:		
13. MISCELLANEOUS:		

000849

Drug Influence Evaluation

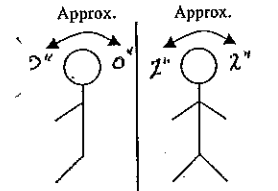
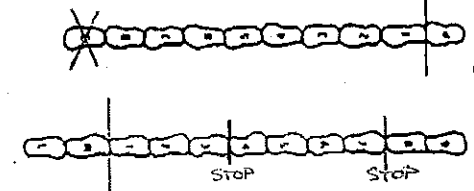


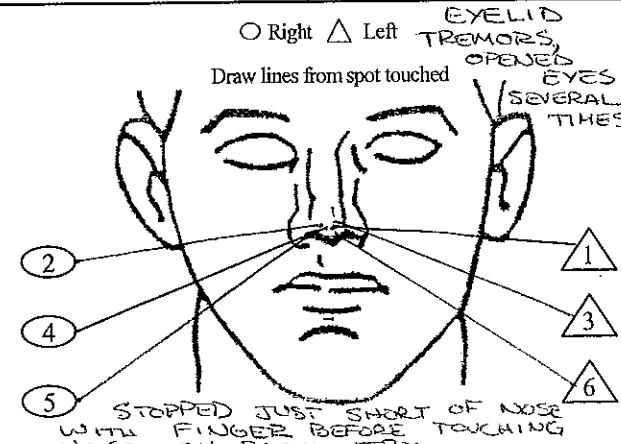
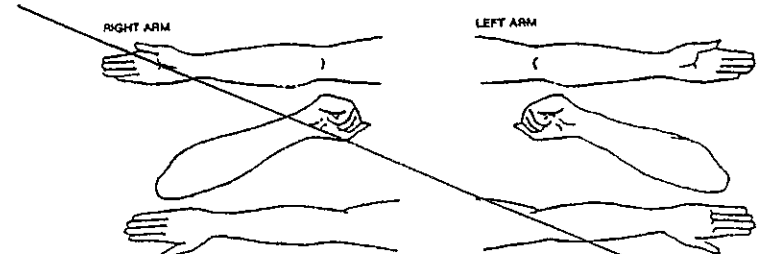
Evaluator		DRE No		Rolling Log No.			
Recorder/Witness		Crash: <input type="checkbox"/> Fatal		<input type="checkbox"/> None <input type="checkbox"/> Injury		<input type="checkbox"/> Property	
Officer's Name (Last, First, MI) ECHO		DOB		Sex		Race	
Date Examined/Time/Location		Breath Results: 0.00 <input type="checkbox"/> Refused Instrument # 1234		Chemical Test <input type="checkbox"/> Urine <input type="checkbox"/> Blood <input type="checkbox"/> Refused			
Miranda Warning Given: <input type="checkbox"/> Yes <input type="checkbox"/> No By:		What have you eaten today? "NOTHING"		When? "JUST WATER"		Have you been drinking? "JUST WATER"	
Time now?		When did you last sleep? "LAST NIGHT - 2 HOURS"		How long?		Are you sick or injured? <input type="checkbox"/> Yes <input checked="" type="checkbox"/> No	
Do you take insulin? "NOT ANY MORE - I USED TO"		<input type="checkbox"/> Yes <input type="checkbox"/> No		Do you have any physical defects? <input type="checkbox"/> Yes <input checked="" type="checkbox"/> No		Are you diabetic or epileptic? <input type="checkbox"/> Yes <input type="checkbox"/> No "NOT ANY MORE"	
Are you taking any medication or drugs? <input type="checkbox"/> Yes <input type="checkbox"/> No "NOT ANY MORE"		Attitude PASSIVE, GENERALLY COOPERATIVE		Breath NORMAL O2, SLOW SHALLOW BREATHING		Coordination STAGGERING - GREAT DIFFICULTY IN MAINTAINING BAL.	
Speech LOW, MUMBLED, SLURRED AT TIMES		Eyes: <input type="checkbox"/> Reddened Conjunctiva <input type="checkbox"/> Normal <input type="checkbox"/> Bloodshot <input checked="" type="checkbox"/> Watery		Blindness: <input checked="" type="checkbox"/> None <input type="checkbox"/> L Eye <input type="checkbox"/> R Eye		Tracking: <input checked="" type="checkbox"/> Equal <input type="checkbox"/> Unequal	
Corrective Lens: <input type="checkbox"/> None <input type="checkbox"/> Glasses <input type="checkbox"/> Contacts, if so <input type="checkbox"/> Hard <input type="checkbox"/> Soft		Pupil Size: <input checked="" type="checkbox"/> Equal <input type="checkbox"/> Unequal (explain)		Able to follow stimulus: <input checked="" type="checkbox"/> Yes <input type="checkbox"/> No		Eyelids: <input type="checkbox"/> Normal <input checked="" type="checkbox"/> Droopy	
Pulse & Time 1. 44 / _____		HGN Lack of Smooth Pursuit		Left Eye YES		Right Eye YES	
2. 48 / _____		Max. Deviation		YES		YES	
3. 48 / _____		Angle of Onset		40°		40°	
Romberg Balance Approx. 6" Approx. 6" HEAD SLUMPED FORWARD DURING TEST		Walk and Turn Test TEST STOPPED - SUBJECT NEARLY FELL Cannot Keep Balance. ✓✓ Starts Too Soon		Stops Walking		1 st Nine	
				Misses Heel-Toe		2 nd Nine	
				Steps Off Line			
				Raises Arms			
				Actual Steps Taken		TEST STOPPED	
						One Leg Stand TEST STOPPED SUBJECT CANNOT STAND ON ONE FOOT	
Internal Clock 70 Estimated At 30 Sec.		Describe Turn N/A		Cannot Do Test (Explain) SUBJECT STAGGERED AND STUMBLER AWAY		Type of Footwear	
HEAD NODDED FORWARD SUBJECT NEVER USED THE LEFT HAND. Draw lines from spot touched		Pupil Size		Room Light		Darkness	
		Left Eye		2.0		2.5	
		Right Eye		2.0		2.5	
		Hippus <input type="checkbox"/> Yes <input checked="" type="checkbox"/> No		Rebound Dilation <input type="checkbox"/> Yes <input checked="" type="checkbox"/> No		Reaction To Light NO VISIBLE REACTION	
		Nasal Area CLEAR		Oral Cavity CLEAR		2- INCH SCAR 5 SCARS 2 RED DOT'S OZING FLUID	
Blood Pressure 104 / 58 Temp 97.2		Muscle Tone: <input type="checkbox"/> Normal <input checked="" type="checkbox"/> Flaccid <input type="checkbox"/> Rigid		Comments: ARMS VERY LOOSE		Attach Photos Of Fresh Puncture Marks	
What Medicine or Drug Have You Been Using? "I STOPPED TWO YEARS AGO"		How Much?		Time of Use? "I DIDN'T USE"		Where Were The Drugs Used? (Location) "I HAVEN'T USED ANY"	
Date/Time of Arrest		Time DRE Notified		Eval Start Time		Time Completed	
Member Signature (Include Rank)		ID No.		Reviewed By:			
Opinion of Evaluator: <input type="checkbox"/> Rule Out <input type="checkbox"/> Medical		<input type="checkbox"/> Alcohol <input type="checkbox"/> Depressant		<input type="checkbox"/> Stimulant <input type="checkbox"/> Hallucinogen		<input type="checkbox"/> PCP <input type="checkbox"/> Narcotic Analgesic <input type="checkbox"/> Inhalant <input type="checkbox"/> Cannabis	

DRUG INFLUENCE EVALUATION

Page 2 of 2

LOG NO.	DRE:	ARRESTEE: Echo
1. LOCATION 2. WITNESS 3. BREATH TEST 4. NOTIFICATION / INTERVIEW ARRESTING OFCR. 5. INITIAL OBSERVATIONS 6. MEDICAL PROBLEMS 7. PSYCHOPHYSICAL 8. CLINICAL INDICATORS 9. SIGNS OF INGESTION 10. SUSPECTS STATEMENTS 11. OPINION 12. TOXICOLOGY SAMPLE 13. MISC.		
1. LOCATION:		
2. WITNESS:		
3. BREATH TEST:		
4. NOTIFICATION / INTERVIEW of ARRESTING OFFICER:		
5. INITIAL OBSERVATIONS: Subject appeared very drowsy. The eyelids drooped constantly, and the head nodded forward frequently.		
6. MEDICAL PROBLEMS:		
7. PSYCHOPHYSICAL TESTS:		
8. CLINICAL INDICATORS:		
9. SIGNS of INGESTION:		
10. STATEMENTS:		
11. OPINION of EVALUATOR:		
12. TOXICOLOGICAL SAMPLE:		
13. MISCELLANEOUS:		


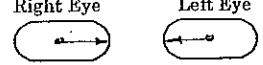
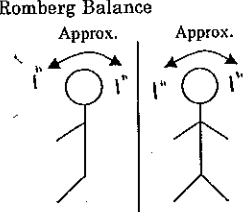
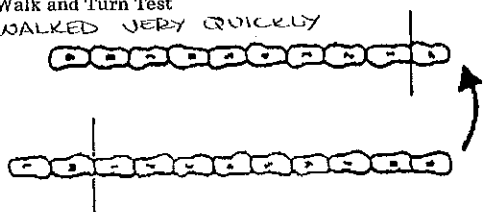
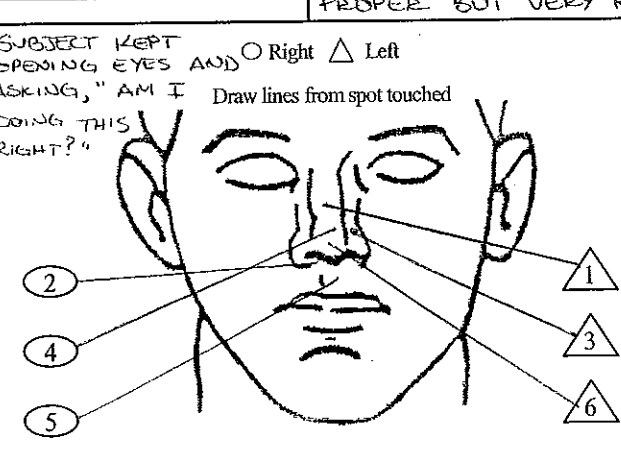
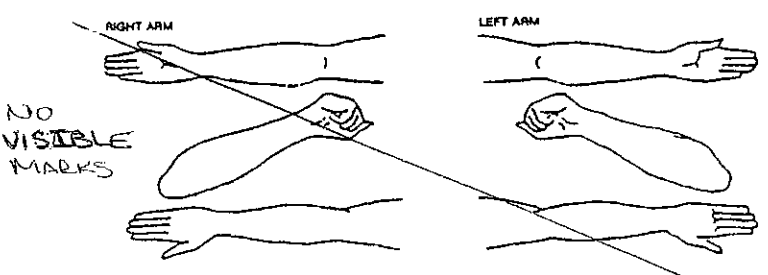
Drug Influence Evaluation

Evaluator		DRE No		Rolling Log No.			
Recorder/Witness		Crash: <input type="checkbox"/> Fatal		<input type="checkbox"/> None <input type="checkbox"/> Injury		<input type="checkbox"/> Property	
Officer's Name (Last, First, MI) FOXTROT		DOB		Sex		Race	
Date Examined/Time/Location		Breath Results: Instrument # 1234		Refused <input type="checkbox"/> 0.00		Chemical Test <input type="checkbox"/> Urine <input type="checkbox"/> Blood <input type="checkbox"/> Refused	
Miranda Warning Given: <input type="checkbox"/> Yes <input type="checkbox"/> No		What have you eaten today? "NOTHING"		When? N/A		Have you been drinking? "NOTHING"	
Time now?		When did you last sleep? How long? "LAST NIGHT - 2 HRS"		Are you sick or injured? <input type="checkbox"/> Yes <input checked="" type="checkbox"/> No		Are you diabetic or epileptic? <input type="checkbox"/> Yes <input checked="" type="checkbox"/> No	
Do you take insulin? <input type="checkbox"/> Yes <input checked="" type="checkbox"/> No		Do you have any physical defects? <input type="checkbox"/> Yes <input checked="" type="checkbox"/> No		Are you under the care of a doctor or dentist? <input type="checkbox"/> Yes <input checked="" type="checkbox"/> No			
Are you taking any medication or drugs? <input type="checkbox"/> Yes <input checked="" type="checkbox"/> No		Attitude COOPERATIVE		Coordination FAIR			
Speech NORMAL		Eyes: <input type="checkbox"/> Reddened Conjunctiva <input type="checkbox"/> Normal <input checked="" type="checkbox"/> Bloodshot <input type="checkbox"/> Watery		Blindness: <input checked="" type="checkbox"/> None <input type="checkbox"/> L Eye <input type="checkbox"/> R Eye		Tracking: <input checked="" type="checkbox"/> Equal <input type="checkbox"/> Unequal	
Corrective Lens: <input checked="" type="checkbox"/> None <input type="checkbox"/> Glasses <input type="checkbox"/> Contacts, if so <input type="checkbox"/> Hard <input type="checkbox"/> Soft		Pupil Size: <input checked="" type="checkbox"/> Equal <input type="checkbox"/> Unequal (explain)		Able to follow stimulus: <input checked="" type="checkbox"/> Yes <input type="checkbox"/> No		Eyelids: <input checked="" type="checkbox"/> Normal <input type="checkbox"/> Droopy	
Pulse & Time		HGN		Left Eye		Right Eye	
1. 116 /		Lack of Smooth Pursuit		NO		NO	
2. 124 /		Max. Deviation		NO		NO	
3. 124 /		Angle of Onset		NONE		NONE	
Romberg Balance		Walk and Turn Test		Cannot Keep Balance _____		One Leg Stand	
				Starts Too Soon _____		TREMORS VISIBLE IN THE ELEVATED LEG	
EYELID TREMORS		HAD TO BE REMINDED TO COUNT ALOUD		Stops Walking <input checked="" type="checkbox"/>		35/30 	
				Misses Heel-Toe <input type="checkbox"/>		34/30 	
				Steps Off Line <input type="checkbox"/>		HAD TO BE REMINDED TO COUNT	
				Raises Arms <input type="checkbox"/>		L <input checked="" type="checkbox"/> R <input checked="" type="checkbox"/> Sways While Balancing	
				Actual Steps Taken		<input type="checkbox"/> Uses Arms to Balance	
				1st Nine 2nd Nine		<input type="checkbox"/> Hopping	
				9 8		<input type="checkbox"/> Puts Foot Down	
Internal Clock 15 Estimated At 30 Sec.		Describe Turn ABRUPT SWIVEL, NO SMALL STEPS		Cannot Do Test (Explain) N/A		Type of Footwear	
		Pupil Size		Room Light		Darkness	
		Left Eye		5.0		6.0	
		Right Eye		5.0		6.0	
		Direct		4.0		4.0	
Nasal Area CLEAR		Oral Cavity CLEAR		Hippus <input type="checkbox"/> Yes <input checked="" type="checkbox"/> No		Rebound Dilation <input type="checkbox"/> Yes <input checked="" type="checkbox"/> No	
				Reaction To Light SLOW			
						No visible marks	
						Attach Photos Of Fresh Puncture Marks	
Blood Pressure 160 / 98 Temp 98.6		Muscle Tone: <input checked="" type="checkbox"/> Normal <input type="checkbox"/> Flaccid <input type="checkbox"/> Rigid		Comments:			
at Medicine or Drug Have You Been Using? "NONE"		How Much? N/A		Time of Use? N/A		Where Were The Drugs Used? (Location) N/A	
Date/Time of Arrest		Time DRE Notified		Eval Start Time		Time Completed	
Member Signature (Include Rank)		ID No.		Reviewed By:			
Opinion of Evaluator:		<input type="checkbox"/> Rule Out <input type="checkbox"/> Medical		<input type="checkbox"/> Alcohol <input type="checkbox"/> Depressant		<input type="checkbox"/> Stimulant <input type="checkbox"/> Hallucinogen	
						<input type="checkbox"/> PCP <input type="checkbox"/> Narcotic Analgesic	
						<input type="checkbox"/> Inhalant <input type="checkbox"/> Cannabis	

DRUG INFLUENCE EVALUATION		Page <u>2</u> of <u>2</u>
LOG NO.	DRE:	ARRESTEE: Foxtrot
1. LOCATION 2. WITNESS 3. BREATH TEST 4. NOTIFICATION / INTERVIEW ARRESTING OFCR. 5. INITIAL OBSERVATIONS 6. MEDICAL PROBLEMS 7. PSYCHOPHYSICAL 8. CLINICAL INDICATORS 9. SIGNS OF INGESTION 10. SUSPECTS STATEMENTS 11. OPINION 12. TOXICOLOGY SAMPLE 13. MISC.		
1. LOCATION:		
2. WITNESS:		
3. BREATH TEST:		
4. NOTIFICATION / INTERVIEW of ARRESTING OFFICER:		
5. INITIAL OBSERVATIONS: Subject's eyelids exhibited noticeable tremors during Romberg Balance test and Finger-To-Nose.		
6. MEDICAL PROBLEMS:		
7. PSYCHOPHYSICAL TESTS:		
8. CLINICAL INDICATORS:		
9. SIGNS of INGESTION:		
10. STATEMENTS:		
11. OPINION of EVALUATOR:		
12. TOXICOLOGICAL SAMPLE:		
13. MISCELLANEOUS:		

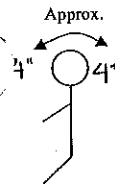

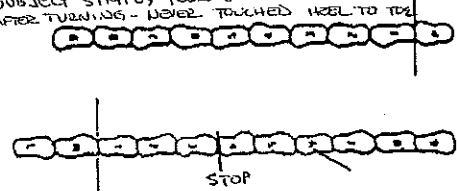
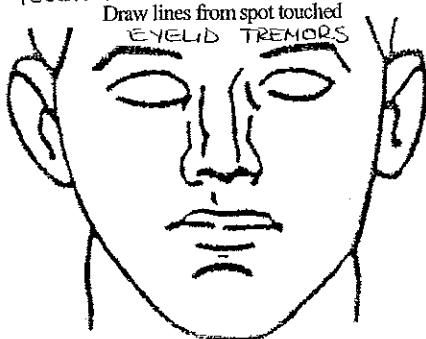
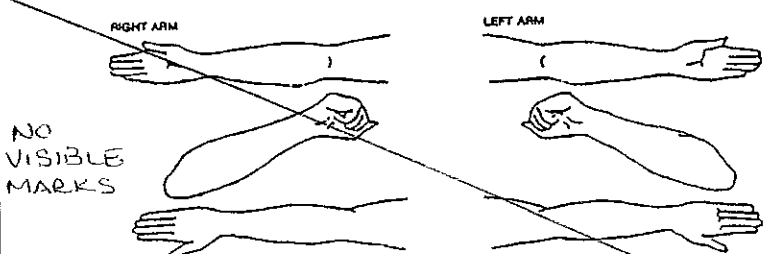
000853

Drug Influence Evaluation

Evaluator		DRE No		Rolling Log No.					
Recorder/Witness		Crash: <input type="checkbox"/> Fatal <input type="checkbox"/> Injury <input type="checkbox"/> Property				XXIX-7			
Officer's Name (Last, First, MI) GOLF		DOB	Sex	Race	Arresting Officer (Name, ID No.)				
Date Examined/Time/Location			Breath Results: Instrument # 1234 O.00		Chemical Test <input type="checkbox"/> Urine <input type="checkbox"/> Blood <input type="checkbox"/> Refused				
Miranda Warning Given: <input type="checkbox"/> Yes <input type="checkbox"/> No		What have you eaten today? When? "SOME COOKIES" "ONE HR. AGO"		Have you been drinking? "I DON'T DO BOOZE"		How much?	Time of last drink? N/A		
Time now?	When did you last sleep? How long? "YESTERDAY" "5 HOURS"		Are you sick or injured? <input type="checkbox"/> Yes <input type="checkbox"/> No		Are you diabetic or epileptic? <input type="checkbox"/> Yes <input type="checkbox"/> No				
			"NO AM I UNDER ARREST?"		"NO, WHY ARE YOU DOING THIS?"				
Do you take insulin? <input type="checkbox"/> Yes <input type="checkbox"/> No		Do you have any physical defects? <input type="checkbox"/> Yes <input type="checkbox"/> No		Are you under the care of a doctor or dentist? <input type="checkbox"/> Yes <input type="checkbox"/> No					
"NO, WHY WAS I STOPPED?"		"NO-NO-NO-NO-NO"		"NO-NO-NO-NO"					
Are you taking any medication or drugs? <input type="checkbox"/> Yes <input type="checkbox"/> No		Attitude ANXIOUS, UPSET AND NERVOUS		Coordination FAIR BUT JITTERY					
"NO-NO-...WHAT? - NO"		Breath NORMAL		Face NORMAL					
Speech VERY RAPID, STUMBLING OVER WORDS		Eyes: <input type="checkbox"/> Reddened Conjunctiva <input checked="" type="checkbox"/> Normal <input type="checkbox"/> Bloodshot <input type="checkbox"/> Watery		Blindness: <input checked="" type="checkbox"/> None <input type="checkbox"/> L Eye <input type="checkbox"/> R Eye		Tracking: <input checked="" type="checkbox"/> Equal <input type="checkbox"/> Unequal			
Corrective Lens: <input checked="" type="checkbox"/> None <input type="checkbox"/> Glasses <input type="checkbox"/> Contacts, if so <input type="checkbox"/> Hard <input type="checkbox"/> Soft		Pupil Size: <input checked="" type="checkbox"/> Equal <input type="checkbox"/> Unequal (explain)		Able to follow stimulus: <input checked="" type="checkbox"/> Yes <input type="checkbox"/> No		Eyelids: <input checked="" type="checkbox"/> Normal <input type="checkbox"/> Droopy <input type="checkbox"/> EYES WIDE OPEN			
Pulse & Time	HGN	Left Eye	Right Eye	Vertical Nystagmus? <input type="checkbox"/> Yes <input checked="" type="checkbox"/> No		One Leg Stand COUNTED VERY QUICKLY, VERBALLY STUMBLING OVER NUMBERS 			
1. 100 /	Lack of Smooth Pursuit	NO	NO	Convergence Right Eye Left Eye 					
2. 96 /	Max. Deviation	NO	NO						
3. 96 /	Angle of Onset	NONE	NONE						
Romberg Balance 		Walk and Turn Test WALKED VERY QUICKLY 		Cannot Keep Balance _____ Starts Too Soon <input checked="" type="checkbox"/>		L R <input checked="" type="checkbox"/> <input checked="" type="checkbox"/> Sways While Balancing <input checked="" type="checkbox"/> <input checked="" type="checkbox"/> Uses Arms to Balance <input type="checkbox"/> <input type="checkbox"/> Hopping <input type="checkbox"/> <input type="checkbox"/> Puts Foot Down			
SLIGHT CIRCULAR SWAY		HAD TO BE REMINDED TO COUNT ALOUD		Stops Walking _____ Misses Heel-Toe _____ Steps Off Line _____ Raises Arms <input checked="" type="checkbox"/> <input checked="" type="checkbox"/> Actual Steps Taken 9 9					
Internal Clock 12 Estimated At 30 Sec.	Describe Turn PROPER BUT VERY RAPID		Cannot Do Test (Explain) N/A		Type of Footwear				
SUBJECT KEPT OPENING EYES AND ASKING, "AM I DOING THIS RIGHT?" Draw lines from spot touched 				Pupil Size	Room Light	Darkness	Direct	Nasal Area REDNESS IN NOSTRILS	
				Left Eye	7.5	8.5	7.0	Oral Cavity CLEAR	
Right Eye	7.5	8.5	7.0	Hippus <input type="checkbox"/> Yes <input checked="" type="checkbox"/> No	Rebound Dilation <input type="checkbox"/> Yes <input checked="" type="checkbox"/> No	Reaction To Light VERY SLOW			
Blood Pressure 170 / 100 Temp 99.7				Muscle Tone: <input checked="" type="checkbox"/> Normal <input type="checkbox"/> Flaccid <input type="checkbox"/> Rigid				Attach Photos Of Fresh Puncture Marks 	
Comments:									
What Medicine or Drug Have You Been Using? How Much?		Time of Use?		Where Were The Drugs Used? (Location)					
'WHAT? NONE! AM I BEING ARRESTED?'		N/A		N/A					
Date/Time of Arrest		Time DRE Notified		Eval Start Time		Time Completed			
Member Signature (Include Rank)		ID No.		Reviewed By:					
Opinion of Evaluator:		<input type="checkbox"/> Rule Out	<input type="checkbox"/> Alcohol	<input type="checkbox"/> Stimulant	<input type="checkbox"/> PCP	<input type="checkbox"/> Inhalant	<input type="checkbox"/> Cannabis		
		<input type="checkbox"/> Medical	<input type="checkbox"/> Depressant	<input type="checkbox"/> Hallucinogen	<input type="checkbox"/> Narcotic Analgesic				

DRUG INFLUENCE EVALUATION		Page <u>2</u> of <u>2</u>
LOG NO.	DRE:	ARRESTEE: Golf
1. LOCATION 2. WITNESS 3. BREATH TEST 4. NOTIFICATION / INTERVIEW ARRESTING OFCR. 5. INITIAL OBSERVATIONS 6. MEDICAL PROBLEMS 7. PSYCHOPHYSICAL 8. CLINICAL INDICATORS 9. SIGNS OF INGESTION 10. SUSPECT'S STATEMENTS 11. OPINION 12. TOXICOLOGY SAMPLE 13. MISC.		
1. LOCATION:		
2. WITNESS:		
3. BREATH TEST:		
4. NOTIFICATION / INTERVIEW of ARRESTING OFFICER:		
5. INITIAL OBSERVATIONS: Subject appeared very nervous and jittery. Kept "stumbling" verbally over words. Repeatedly asked "am I being arrested?"		
6. MEDICAL PROBLEMS:		
7. PSYCHOPHYSICAL TESTS:		
8. CLINICAL INDICATORS:		
9. SIGNS of INGESTION:		
10. STATEMENTS:		
11. OPINION of EVALUATOR:		
12. TOXICOLOGICAL SAMPLE:		
13. MISCELLANEOUS:		

Drug Influence Evaluation

Evaluator		DRE No		Rolling Log No.					
Recorder/Witness		Crash: <input type="checkbox"/> Fatal		<input type="checkbox"/> None <input type="checkbox"/> Injury		<input type="checkbox"/> Property			
Officer's Name (Last, First, MI) HOTEL		DOB		Sex		Race			
Date Examined/Time/Location		Breath Results: Instrument # 1234		Refused 0.00		Chemical Test <input type="checkbox"/> Urine <input type="checkbox"/> Blood <input checked="" type="checkbox"/> Refused			
Miranda Warning Given: <input type="checkbox"/> Yes <input type="checkbox"/> No		What have you eaten today? When?		Have you been drinking? How much?		Time of last drink?			
By:		"I DON'T REMEMBER"		"NOTHING"		N/A			
Time now?		When did you last sleep? How long?		Are you sick or injured? <input type="checkbox"/> Yes <input type="checkbox"/> No		Are you diabetic or epileptic? <input type="checkbox"/> Yes <input checked="" type="checkbox"/> No			
		"I DON'T REMEMBER"		"I DON'T REMEMBER"					
Do you take insulin? <input type="checkbox"/> Yes <input checked="" type="checkbox"/> No		Do you have any physical defects? <input type="checkbox"/> Yes <input type="checkbox"/> No		Are you under the care of a doctor or dentist? <input type="checkbox"/> Yes <input checked="" type="checkbox"/> No					
		"I DON'T REMEMBER"							
Are you taking any medication or drugs? <input type="checkbox"/> Yes <input type="checkbox"/> No		Attitude DAZED, SLOW TO RESPOND		Coordination POOR STAGGERING		Face FLUSHED			
"I DON'T REMEMBER"		Breath NORMAL							
Speech SLOW, DELIBERATE		Eyes: <input type="checkbox"/> Reddened Conjunctiva <input type="checkbox"/> Normal <input checked="" type="checkbox"/> Bloodshot <input type="checkbox"/> Watery VERY BLOODSHOT		Blindness: <input checked="" type="checkbox"/> None <input type="checkbox"/> L Eye <input type="checkbox"/> R Eye		Tracking: <input checked="" type="checkbox"/> Equal <input type="checkbox"/> Unequal			
Corrective Lens: <input type="checkbox"/> None <input type="checkbox"/> Glasses <input type="checkbox"/> Contacts, if so <input type="checkbox"/> Hard <input type="checkbox"/> Soft		Pupil Size: <input checked="" type="checkbox"/> Equal <input type="checkbox"/> Unequal (explain)		Able to follow stimulus: <input checked="" type="checkbox"/> Yes <input type="checkbox"/> No		Eyelids: <input checked="" type="checkbox"/> Normal <input type="checkbox"/> Droopy			
Pulse & Time		HGN		Left Eye		Right Eye			
1. 104 /		Lack of Smooth Pursuit		YES		YES			
2. 128 /		Max. Deviation		YES		YES			
3. 126 /		Angle of Onset		IMMEDIATE		IMMEDIATE			
Romberg Balance		Walk and Turn Test		Vertical Nystagmus? <input checked="" type="checkbox"/> Yes <input type="checkbox"/> No		One Leg Stand			
Approx. 4"  Approx. 4"  SWAY CIRCULAR EYELID TREMORS		SUBJECT SIMPLY TOOK 8 NORMAL STEPS AFTER TURNING - NEVER TOUCHED HEEL TO TOE 		Cannot Keep Balance Starts Too Soon ✓ Stops Walking ✓ Misses Heel-Toe ✓ Steps Off Line ✓ Raises Arms ✓ Actual Steps Taken 9		SEVERE TREMORS IN LEGS L R Sways While Balancing ✓ Uses Arms to Balance ✓ Hopping ✓ Puts Foot Down ✓			
Internal Clock 60 Estimated At 30 Sec.		Describe Turn STAGGERED SEVERAL STEPS TOWARD THE RIGHT		Cannot Do Test (Explain) N/A		Type of Footwear			
SUBJECT HAD TO BE REMINDED TO ACTUALLY TOUCH FINGER TO NOSE. Draw lines from spot touched EYELID TREMORS  SUBJECT KEPT STOPPING SHORT OF THE NOSE ON EACH TRIAL. VERY RIGID ARM MOVEMENTS		Pupil Size		Room Light		Darkness			
		Left Eye		4.5		7.0		4.0	
		Right Eye		4.5		7.0		4.0	
		Hippus <input type="checkbox"/> Yes <input checked="" type="checkbox"/> No		Rebound Dilatation <input type="checkbox"/> Yes <input checked="" type="checkbox"/> No		Reaction To Light NEAR NORMAL			
		Blood Pressure 172 / 104 Temp 100.4°		Muscle Tone: <input type="checkbox"/> Normal <input type="checkbox"/> Flaccid <input checked="" type="checkbox"/> Rigid		Attach Photos Of Fresh Puncture Marks 			
Comments: ARMS & HANDS RIGID		What Medicine or Drug Have You Been Using?		How Much?		Time of Use?			
"NOTHING"		N/A		N/A		Where Were The Drugs Used? (Location) N/A			
Date/Time of Arrest		Time DRE Notified		Eval Start Time		Time Completed			
Member Signature (Include Rank)		ID No.		Reviewed By:					
Opinion of Evaluator:		<input type="checkbox"/> Rule Out <input type="checkbox"/> Medical		<input type="checkbox"/> Alcohol <input type="checkbox"/> Depressant		<input type="checkbox"/> Stimulant <input type="checkbox"/> Hallucinogen			
						<input type="checkbox"/> PCP <input type="checkbox"/> Narcotic Analgesic <input type="checkbox"/> Inhalant <input type="checkbox"/> Cannabis			

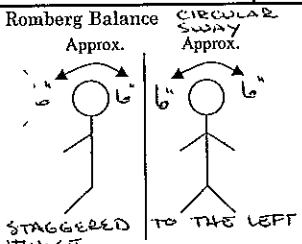
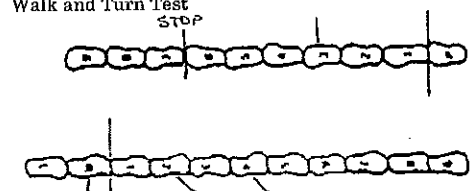
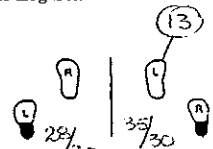
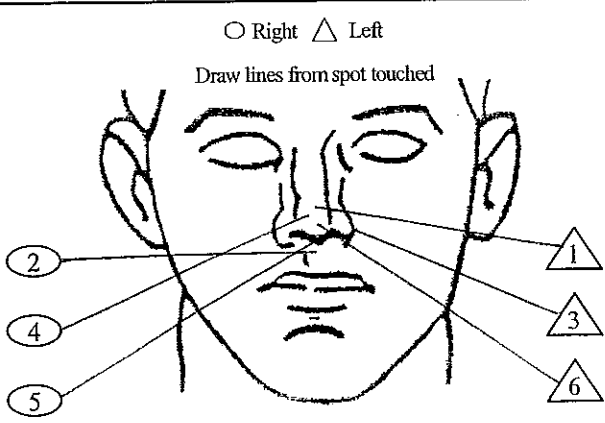
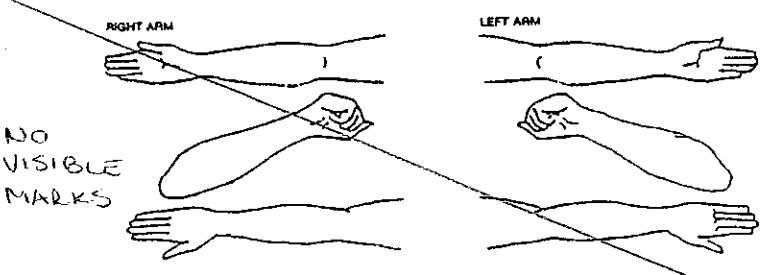
DRUG INFLUENCE EVALUATION

Page 2 of 2

LOG NO.	DRE:	ARRESTEE: Hotel
1. LOCATION 2. WITNESS 3. BREATH TEST 4. NOTIFICATION / INTERVIEW ARRESTING OFCR. 5. INITIAL OBSERVATIONS 6. MEDICAL PROBLEMS 7. PSYCHOPHYSICAL 8. CLINICAL INDICATORS 9. SIGNS OF INGESTION 10. SUSPECTS STATEMENTS 11. OPINION 12. TOXICOLOGY SAMPLE 13. MISC.		
1. LOCATION:		
2. WITNESS:		
3. BREATH TEST:		
4. NOTIFICATION / INTERVIEW of ARRESTING OFFICER:		
5. INITIAL OBSERVATIONS: Subject appeared very stiff, rigid. Subject delayed for several seconds before responding to most questions. Subject's eyes were extremely red. Subject exhibited a blank stare throughout the evaluation.		
6. MEDICAL PROBLEMS:		
7. PSYCHOPHYSICAL TESTS:		
8. CLINICAL INDICATORS:		
9. SIGNS of INGESTION:		
10. STATEMENTS:		
11. OPINION of EVALUATOR:		
12. TOXICOLOGICAL SAMPLE:		
13. MISCELLANEOUS:		

000857

Drug Influence Evaluation

Evaluator		DRE No		Rolling Log No.			
Recorder/Witness		Crash: <input type="checkbox"/> Fatal		<input type="checkbox"/> None <input type="checkbox"/> Injury		<input type="checkbox"/> Property	
Officer's Name (Last, First, MI) INDIA		DOB		Sex		Race	
Date Examined/Time/Location		Breath Results: Instrument # 1234		0.00		Chemical Test <input type="checkbox"/> Urine <input type="checkbox"/> Blood <input type="checkbox"/> Refused	
Miranda Warning Given: <input type="checkbox"/> Yes <input type="checkbox"/> No		What have you eaten today? When?		Have you been drinking?		How much? Time of last drink?	
By:		"SOME EGGS" "AT LUNCH"		"NOTHING"		N/A	
Time now?		When did you last sleep? How long?		Are you sick or injured? <input type="checkbox"/> Yes <input type="checkbox"/> No		Are you diabetic or epileptic? <input type="checkbox"/> Yes <input checked="" type="checkbox"/> No	
		"THIS MORNING" "2 HRS"		"I FEEL OKAY"			
Do you take insulin? <input type="checkbox"/> Yes <input checked="" type="checkbox"/> No		Do you have any physical defects? <input type="checkbox"/> Yes <input checked="" type="checkbox"/> No		Are you under the care of a doctor or dentist? <input type="checkbox"/> Yes <input checked="" type="checkbox"/> No			
Are you taking any medication or drugs? <input type="checkbox"/> Yes <input checked="" type="checkbox"/> No		Attitude COOPERATIVE BUT CONFUSED		Coordination STUMBLING STAGGERING		Face FLUSHED	
Speech LOW, MUMBLED SOME TIMES SLURRED		Eyes: <input type="checkbox"/> Reddened Conjunctiva <input type="checkbox"/> Normal <input type="checkbox"/> Bloodshot <input type="checkbox"/> Watery		Blindness: <input checked="" type="checkbox"/> None <input type="checkbox"/> L Eye <input type="checkbox"/> R Eye		Tracking: <input checked="" type="checkbox"/> Equal <input type="checkbox"/> Unequal	
Corrective Lens: <input type="checkbox"/> None <input type="checkbox"/> Glasses <input type="checkbox"/> Contacts, if so <input type="checkbox"/> Hard <input type="checkbox"/> Soft		Pupil Size: <input checked="" type="checkbox"/> Equal <input type="checkbox"/> Unequal (explain)		Able to follow stimulus: <input checked="" type="checkbox"/> Yes <input type="checkbox"/> No		Eyelids: <input checked="" type="checkbox"/> Normal <input type="checkbox"/> Droopy	
Pulse & Time		HGN		Left Eye		Right Eye	
1. 96 /		Lack of Smooth Pursuit		YES		YES	
2. 92 /		Max. Deviation		YES		YES	
3. 94 /		Angle of Onset		30°		30°	
Romberg Balance Approx. CIRCULAR SWAY Approx.		Walk and Turn Test STOP		Vertical Nystagmus? <input type="checkbox"/> Yes <input checked="" type="checkbox"/> No		One Leg Stand	
				Cannot Keep Balance <input checked="" type="checkbox"/> Starts Too Soon <input type="checkbox"/>			
		REMINDED TO COUNT ALOUD		Stops Walking		L R Sways While Balancing	
				Misses Heel-Toe		<input checked="" type="checkbox"/> <input checked="" type="checkbox"/>	
				Steps Off Line		<input checked="" type="checkbox"/> <input checked="" type="checkbox"/>	
				Raises Arms		<input checked="" type="checkbox"/> <input type="checkbox"/> Hopping	
				Actual Steps Taken		<input type="checkbox"/> <input checked="" type="checkbox"/> Puts Foot Down	
Internal Clock 45 Estimated At 30 Sec.		Describe Turn STAGGERED TWO STEPS TOWARD THE RIGHT		Cannot Do Test (Explain) N/A		Type of Footwear	
		Pupil Size		Room Light		Darkness	
		Left Eye		4.0		6.5	
		Right Eye		4.0		6.5	
		Hippus <input type="checkbox"/> Yes <input checked="" type="checkbox"/> No		Rebound Dilation <input type="checkbox"/> Yes <input checked="" type="checkbox"/> No		Reaction To Light NEAR NORMAL	
						Oral Cavity CLEAR	
							
						NO VISIBLE MARKS	
Blood Pressure 148 / 88 Temp 98.8		Muscle Tone: <input checked="" type="checkbox"/> Normal <input type="checkbox"/> Flaccid <input type="checkbox"/> Rigid		Comments:		Attach Photos Of Fresh Puncture Marks	
What Medicine or Drug Have You Been Using?		How Much?		Time of Use?		Where Were The Drugs Used? (Location)	
"NOTHING"		N/A		N/A		N/A	
Date/Time of Arrest		Time DRE Notified		Eval Start Time		Time Completed	
Member Signature (Include Rank)		ID No.		Reviewed By:			
Opinion of Evaluator:		<input type="checkbox"/> Rule Out <input type="checkbox"/> Alcohol <input type="checkbox"/> Stimulant <input type="checkbox"/> PCP <input type="checkbox"/> Inhalant		<input type="checkbox"/> Medical <input type="checkbox"/> Depressant <input type="checkbox"/> Hallucinogen <input type="checkbox"/> Narcotic Analgesic <input type="checkbox"/> Cannabis			

DRUG INFLUENCE EVALUATION		Page <u>2</u> of <u>2</u>
LOG NO.	DRE:	ARRESTEE: India
1. LOCATION 2. WITNESS 3. BREATH TEST 4. NOTIFICATION / INTERVIEW ARRESTING OFCR. 5. INITIAL OBSERVATIONS 6. MEDICAL PROBLEMS 7. PSYCHOPHYSICAL 8. CLINICAL INDICATORS 9. SIGNS OF INGESTION 10. SUSPECT'S STATEMENTS 11. OPINION 12. TOXICOLOGY SAMPLE 13. MISC.		
1. LOCATION:		
2. WITNESS:		
3. BREATH TEST:		
4. NOTIFICATION / INTERVIEW of ARRESTING OFFICER:		
5. INITIAL OBSERVATIONS: Subject appeared dazed and confused. Near the end of the evaluation, subject complained of nausea.		
6. MEDICAL PROBLEMS:		
7. PSYCHOPHYSICAL TESTS:		
8. CLINICAL INDICATORS:		
9. SIGNS of INGESTION:		
10. STATEMENTS:		
11. OPINION of EVALUATOR:		
12. TOXICOLOGICAL SAMPLE:		
13. MISCELLANEOUS:		

000859

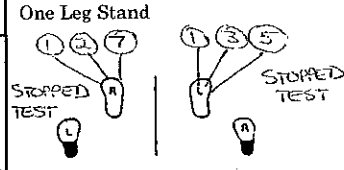
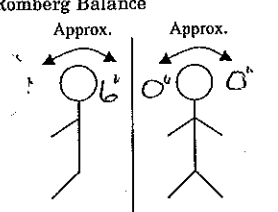
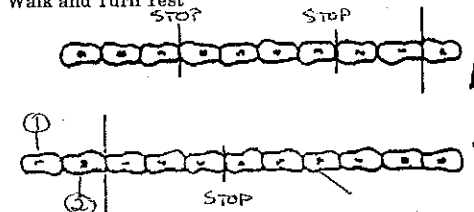
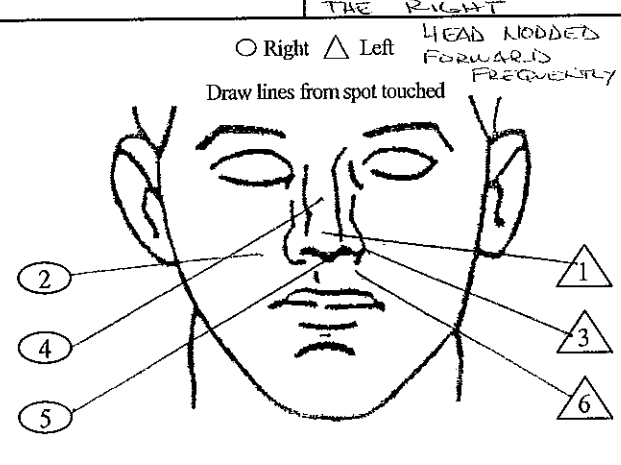
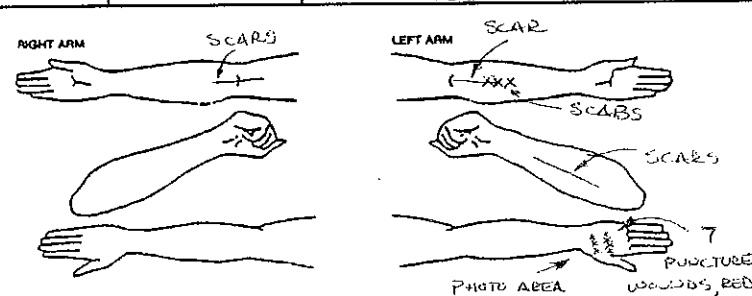
Drug Influence Evaluation

Evaluator		DRE No		Rolling Log No.			
Recorder/Witness		Crash: <input type="checkbox"/> Fatal		<input type="checkbox"/> None <input type="checkbox"/> Injury		<input type="checkbox"/> Property	
Officer's Name (Last, First, MI) JULIET		DOB		Sex		Race	
Date Examined/Time/Location		Breath Results: Instrument # 1234		<input type="checkbox"/> Refused 0.07		Chemical Test <input type="checkbox"/> Urine <input type="checkbox"/> Blood <input type="checkbox"/> Refused	
Miranda Warning Given: <input type="checkbox"/> Yes <input type="checkbox"/> No		What have you eaten today? When?		Have you been drinking? How much?		Time of last drink?	
By:		"SOME CEREAL" "AT BREAKFAST"		"ONE BEER"		"1 HOUR AGO"	
Time now?		When did you last sleep? How long?		Are you sick or injured? <input type="checkbox"/> Yes <input checked="" type="checkbox"/> No		Are you diabetic or epileptic? <input type="checkbox"/> Yes <input checked="" type="checkbox"/> No	
"LAST NIGHT" "5 HRS"							
Do you take insulin? <input type="checkbox"/> Yes <input checked="" type="checkbox"/> No		Do you have any physical defects? <input type="checkbox"/> Yes <input checked="" type="checkbox"/> No		Are you under the care of a doctor or dentist? <input type="checkbox"/> Yes <input checked="" type="checkbox"/> No			
Are you taking any medication or drugs? <input type="checkbox"/> Yes <input checked="" type="checkbox"/> No		Attitude COOPERATIVE BUT WITHDRAWN		Coordination SLOPPY, UNSTEADY		Face NORMAL	
Speech LOW, MUMBLED		Eyes: <input type="checkbox"/> Reddened Conjunctiva <input type="checkbox"/> Normal <input checked="" type="checkbox"/> Bloodshot <input type="checkbox"/> Watery MILDLY BLOODSHOT		Blindness: <input checked="" type="checkbox"/> None <input type="checkbox"/> L Eye <input type="checkbox"/> R Eye		Tracking: <input checked="" type="checkbox"/> Equal <input type="checkbox"/> Unequal	
Corrective Lens: <input type="checkbox"/> None <input type="checkbox"/> Glasses <input type="checkbox"/> Contacts, if so <input type="checkbox"/> Hard <input type="checkbox"/> Soft		Pupil Size: <input checked="" type="checkbox"/> Equal <input type="checkbox"/> Unequal (explain)		Able to follow stimulus: <input checked="" type="checkbox"/> Yes <input type="checkbox"/> No		Eyelids: <input type="checkbox"/> Normal <input checked="" type="checkbox"/> Droopy SLIGHTLY DROOPY	
Pulse & Time		HGN		Left Eye		Right Eye	
1. 82 /		Lack of Smooth Pursuit		YES		YES	
2. 80 /		Max. Deviation		YES		NO	
3. 80 /		Angle of Onset		45°		45°	
Romberg Balance		Walk and Turn Test		Cannot Keep Balance _____		One Leg Stand HAD TO BE REMINDED TO COUNT OUT LOUD	
				Starts Too Soon _____		L R	
				Stops Walking _____		<input type="checkbox"/> <input type="checkbox"/> Sways While Balancing	
				Misses Heel-Toe _____		<input checked="" type="checkbox"/> <input checked="" type="checkbox"/> Uses Arms to Balance	
				Steps Off Line _____		<input type="checkbox"/> <input type="checkbox"/> Hopping	
				Raises Arms _____		<input type="checkbox"/> <input type="checkbox"/> Puts Foot Down	
				Actual Steps Taken			
				9 9			
Internal Clock 38 Estimated At 30 Sec.		Describe Turn PROPER BUT SLOW		Cannot Do Test (Explain) N/A		Type of Footwear	
		Pupil Size		Room Light		Darkness	
		Left Eye		4.5		6.0	
		Right Eye		4.5		6.0	
		Direct		3.5		3.5	
Nasal Area CLEAR		Oral Cavity CLEAR		Hippus <input type="checkbox"/> Yes <input checked="" type="checkbox"/> No		Rebound Dilation <input type="checkbox"/> Yes <input checked="" type="checkbox"/> No	
						Reaction To Light NEAR NORMAL	
						NO VISIBLE MARKS	
Blood Pressure 128 / 84 Temp 98.7		Muscle Tone: <input checked="" type="checkbox"/> Normal <input type="checkbox"/> Flaccid <input type="checkbox"/> Rigid		Comments:		Attach Photos Of Fresh Puncture Marks	
What Medicine or Drug Have You Been Using? "NOTHING"		How Much? N/A		Time of Use? N/A		Where Were The Drugs Used? (Location) N/A	
Date/Time of Arrest		Time DRE Notified		Eval Start Time		Time Completed	
Member Signature (Include Rank)		ID No.		Reviewed By:			
Opinion of Evaluator:		<input type="checkbox"/> Rule Out <input type="checkbox"/> Medical		<input type="checkbox"/> Alcohol <input type="checkbox"/> Depressant		<input type="checkbox"/> Stimulant <input type="checkbox"/> Hallucinogen	
						<input type="checkbox"/> PCP <input type="checkbox"/> Narcotic Analgesic	
						<input type="checkbox"/> Inhalant <input type="checkbox"/> Cannabis	

DRUG INFLUENCE EVALUATION		Page 2 of 2
LOG NO.	DRE:	ARRESTEE: Juliet
1. LOCATION 2. WITNESS 3. BREATH TEST 4. NOTIFICATION / INTERVIEW ARRESTING OFCR. 5. INITIAL OBSERVATIONS 6. MEDICAL PROBLEMS 7. PSYCHOPHYSICAL 8. CLINICAL INDICATORS 9. SIGNS OF INGESTION 10. SUSPECTS STATEMENTS 11. OPINION 12. TOXICOLOGY SAMPLE 13. MISC.		
1. LOCATION:		
2. WITNESS:		
3. BREATH TEST:		
4. NOTIFICATION / INTERVIEW of ARRESTING OFFICER:		
5. INITIAL OBSERVATIONS: Subject appeared drowsy and gave off a moderate odor of alcoholic beverage.		
6. MEDICAL PROBLEMS:		
7. PSYCHOPHYSICAL TESTS:		
8. CLINICAL INDICATORS:		
9. SIGNS of INGESTION:		
10. STATEMENTS:		
11. OPINION of EVALUATOR:		
12. TOXICOLOGICAL SAMPLE:		
13. MISCELLANEOUS:		

Drug Influence Evaluation




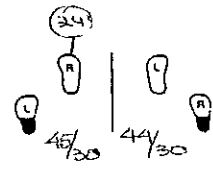
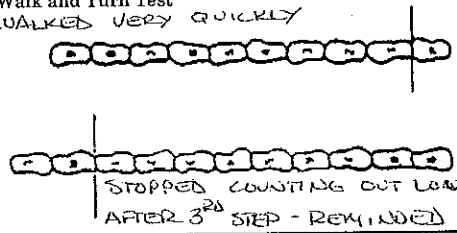
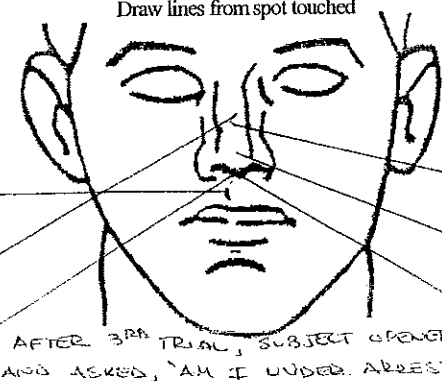
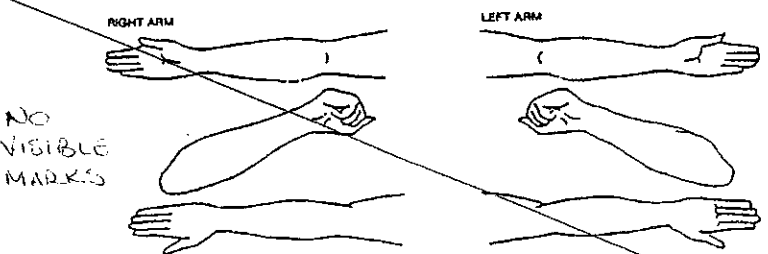
000861

Evaluator		DRE No		Rolling Log No.			
Recorder/Witness		Crash: <input type="checkbox"/> Fatal		<input type="checkbox"/> None <input type="checkbox"/> Injury		<input type="checkbox"/> Property	
Officer's Name (Last, First, MI) KILO		DOB		Sex		Race	
Date Examined/Time/Location		Breath Results: Instrument # 1234		<input type="checkbox"/> Refused 0.05		Chemical Test <input type="checkbox"/> Urine <input type="checkbox"/> Blood <input checked="" type="checkbox"/> Refused	
Miranda Warning Given: <input type="checkbox"/> Yes <input type="checkbox"/> No		What have you eaten today? When? "NOTHING"		Have you been drinking? How much? "ONE BEER"		Time of last drink? "1 HOUR AGO"	
Time now? When did you last sleep? How long? "LAST NIGHT" "4 HRS"		Are you sick or injured? <input type="checkbox"/> Yes <input checked="" type="checkbox"/> No		Are you diabetic or epileptic? <input type="checkbox"/> Yes <input checked="" type="checkbox"/> No			
Do you take insulin? <input type="checkbox"/> Yes <input checked="" type="checkbox"/> No		Do you have any physical defects? <input type="checkbox"/> Yes <input checked="" type="checkbox"/> No		Are you under the care of a doctor or dentist? <input type="checkbox"/> Yes <input checked="" type="checkbox"/> No			
Are you taking any medication or drugs? <input type="checkbox"/> Yes <input checked="" type="checkbox"/> No		Attitude COOPERATIVE BUT DROWSY		Coordination STUMBLING, STAGGERING		Face NORMAL COLOR HEAD NODDING, DROWSY	
Speech Slow, Low, & RASPY		Eyes: <input type="checkbox"/> Reddened Conjunctiva <input checked="" type="checkbox"/> Normal <input type="checkbox"/> Bloodshot <input type="checkbox"/> Watery		Blindness: <input checked="" type="checkbox"/> None <input type="checkbox"/> L Eye <input type="checkbox"/> R Eye		Tracking: <input checked="" type="checkbox"/> Equal <input type="checkbox"/> Unequal	
Corrective Lens: <input type="checkbox"/> None <input type="checkbox"/> Glasses <input type="checkbox"/> Contacts, if so <input type="checkbox"/> Hard <input type="checkbox"/> Soft		Pupil Size: <input checked="" type="checkbox"/> Equal <input type="checkbox"/> Unequal (explain)		Able to follow stimulus: <input checked="" type="checkbox"/> Yes <input type="checkbox"/> No		Eyelids: <input type="checkbox"/> Normal <input checked="" type="checkbox"/> Droopy VERY DROOPY	
Pulse & Time 1. 60 / _____ 2. 60 / _____ 3. _____ / _____		HGN Lack of Smooth Pursuit Max. Deviation Angle of Onset		Left Eye Right Eye Vertical Nystagmus? <input type="checkbox"/> Yes <input checked="" type="checkbox"/> No Convergence Right Eye Left Eye		One Leg Stand 	
Romberg Balance 		Walk and Turn Test 		Cannot Keep Balance <input checked="" type="checkbox"/> Starts Too Soon _____ Stops Walking <input checked="" type="checkbox"/> Misses Heel-Toe <input checked="" type="checkbox"/> Steps Off Line <input checked="" type="checkbox"/> Raises Arms <input checked="" type="checkbox"/> Actual Steps Taken: 1st Nine 9 , 2nd Nine 9		L <input checked="" type="checkbox"/> R <input checked="" type="checkbox"/> Sways While Balancing <input checked="" type="checkbox"/> <input checked="" type="checkbox"/> Uses Arms to Balance <input type="checkbox"/> <input type="checkbox"/> Hopping <input checked="" type="checkbox"/> <input checked="" type="checkbox"/> Puts Foot Down	
Internal Clock 50 Estimated At 30 Sec.		Describe Turn STAGGERED THREE STEPS TO THE RIGHT		Cannot Do Test (Explain) N/A		Type of Footwear	
		Pupil Size		Room Light		Darkness	
		Left Eye		1.5		1.5	
		Right Eye		1.5		1.5	
		Nasal Area CLEAR		Oral Cavity CLEAR		Hippus: <input type="checkbox"/> Yes <input checked="" type="checkbox"/> No	
Blood Pressure 112 / 66 Temp 97.5		Muscle Tone: <input type="checkbox"/> Normal <input checked="" type="checkbox"/> Flaccid <input type="checkbox"/> Rigid		Reaction To Light NONE OBSERVABLE		Attach Photos Of Fresh Puncture Marks 	
Comments: NECK & ARMS LOOSE		at Medicine or Drug Have You Been Using? How Much? "NOTHING I'M CLEAN" N/A		Time of Use? "HONEST, I'M CLEAN"		Where Were The Drugs Used? (Location) N/A	
Date/Time of Arrest		Time DRE Notified		Eval Start Time		Time Completed	
Member Signature (Include Rank)		ID No.		Reviewed By:			
Opinion of Evaluator:		<input type="checkbox"/> Rule Out <input type="checkbox"/> Alcohol <input type="checkbox"/> Stimulant <input type="checkbox"/> PCP <input type="checkbox"/> Inhalant		<input type="checkbox"/> Medical <input type="checkbox"/> Depressant <input type="checkbox"/> Hallucinogen <input type="checkbox"/> Narcotic Analgesic <input type="checkbox"/> Cannabis			

DRUG INFLUENCE EVALUATION		Page <u>2</u> of <u>2</u>
LOG NO.	DRE:	ARRESTEE: Kilo
1. LOCATION 2. WITNESS 3. BREATH TEST 4. NOTIFICATION / INTERVIEW ARRESTING OFCR. 5. INITIAL OBSERVATIONS 6. MEDICAL PROBLEMS 7. PSYCHOPHYSICAL 8. CLINICAL INDICATORS 9. SIGNS OF INGESTION 10. SUSPECTS STATEMENTS 11. OPINION 12. TOXICOLOGY SAMPLE 13. MISC.		
1. LOCATION:		
2. WITNESS:		
3. BREATH TEST:		
4. NOTIFICATION / INTERVIEW of ARRESTING OFFICER:		
5. INITIAL OBSERVATIONS: Subject gave off a moderate odor of an alcoholic beverage. Subject scratched the arms and face frequently, and licked the lips repeatedly.		
6. MEDICAL PROBLEMS:		
7. PSYCHOPHYSICAL TESTS:		
8. CLINICAL INDICATORS:		
9. SIGNS of INGESTION:		
10. STATEMENTS:		
11. OPINION of EVALUATOR:		
12. TOXICOLOGICAL SAMPLE:		
13. MISCELLANEOUS:		

000863

Drug Influence Evaluation

Evaluator		DRE No		Rolling Log No.					
Recorder/Witness		Crash: <input type="checkbox"/> Fatal		<input type="checkbox"/> None <input type="checkbox"/> Injury		<input type="checkbox"/> Property			
Officer's Name (Last, First, MI) LIMA		DOB		Sex		Race			
Date Examined/Time/Location		Breath Results: Instrument # 1234		Breath Results: 0.03		Chemical Test <input type="checkbox"/> Urine <input type="checkbox"/> Blood <input type="checkbox"/> Refused			
Miranda Warning Given: <input type="checkbox"/> Yes <input type="checkbox"/> No		What have you eaten today? When?		Have you been drinking? How much?		Time of last drink?			
By:		"SOME TOAST" "ONE HOUR AGO"		"A GLASS OF WINE"		"1 HOUR AGO"			
Time now?		When did you last sleep? How long?		Are you sick or injured? <input type="checkbox"/> Yes <input type="checkbox"/> No		Are you diabetic or epileptic? <input type="checkbox"/> Yes <input type="checkbox"/> No			
		"YESTERDAY" "5 HOURS"		"I FEEL FINE"		"NO, AM I BEING ARRESTED?"			
Do you take insulin? <input type="checkbox"/> Yes <input checked="" type="checkbox"/> No		Do you have any physical defects? <input type="checkbox"/> Yes <input checked="" type="checkbox"/> No		Are you under the care of a doctor or dentist? <input type="checkbox"/> Yes <input type="checkbox"/> No		"OF COURSE NOT"			
Are you taking any medication or drugs? <input type="checkbox"/> Yes <input type="checkbox"/> No		Attitude NERVOUS, ANXIOUS		Coordination JITTERY & UNSTEADY		Face NORMAL			
"OF COURSE NOT"		Breath ODOR OF AN ALCOHOLIC BEVERAGE		Blindness: <input checked="" type="checkbox"/> None <input type="checkbox"/> L Eye <input type="checkbox"/> R Eye		Tracking: <input checked="" type="checkbox"/> Equal <input type="checkbox"/> Unequal			
Speech		Eyes: <input type="checkbox"/> Reddened Conjunctiva <input checked="" type="checkbox"/> Normal <input type="checkbox"/> Bloodshot <input type="checkbox"/> Watery		Able to follow stimulus: <input checked="" type="checkbox"/> Yes <input type="checkbox"/> No		Eyelids: <input checked="" type="checkbox"/> Normal <input type="checkbox"/> Droopy			
Corrective Lens: <input type="checkbox"/> None <input type="checkbox"/> Glasses <input type="checkbox"/> Contacts, if so <input type="checkbox"/> Hard <input type="checkbox"/> Soft		Pupil Size: <input checked="" type="checkbox"/> Equal <input type="checkbox"/> Unequal (explain)							
Pulse & Time		HGN		Left Eye		Right Eye			
1. 100 /		Lack of Smooth Pursuit		YES		YES			
2. 104 /		Max. Deviation		NO		NO			
3. 104 /		Angle of Onset		NONE		NONE			
Romberg Balance		Walk and Turn Test		Vertical Nystagmus? <input type="checkbox"/> Yes <input type="checkbox"/> No		One Leg Stand			
Approx.  VERY SLIGHT CIRCULAR SWAY		WALKED VERY QUICKLY		Convergence Right Eye  Left Eye 					
		 STOPPED COUNTING OUT LOWS AFTER 3 RD STEP - REMINDED		Cannot Keep Balance _____ Starts Too Soon _____		L <input checked="" type="checkbox"/> R <input checked="" type="checkbox"/> Sways While Balancing			
				Stops Walking _____		L <input checked="" type="checkbox"/> R <input checked="" type="checkbox"/> Uses Arms to Balance			
				Misses Heel-Toe _____		<input type="checkbox"/> <input type="checkbox"/> Hopping			
				Steps Off Line _____		<input checked="" type="checkbox"/> <input type="checkbox"/> Puts Foot Down			
				Raises Arms <input checked="" type="checkbox"/> <input type="checkbox"/>		COUNTED VERY QUICKLY			
				Actual Steps Taken		Type of Footwear			
				1 st Nine 2 nd Nine					
				9 9					
Internal Clock		Describe Turn		Cannot Do Test (Explain)					
13 Estimated At 30 Sec.		ABRUPT SWIVEL-NO SMALL STEPS		N/A					
 <p>○ Right △ Left Draw lines from spot touched</p> <p>AFTER 3RD TRIAL, SUBJECT OPENED EYES, AND ASKED, "AM I UNDER ARREST?"</p>		Pupil Size		Room Light		Darkness			
		Left Eye		7.5		8.5		7.0	
		Right Eye		7.5		8.5		7.0	
		Hippus <input type="checkbox"/> Yes <input checked="" type="checkbox"/> No		Rebound Dilation <input type="checkbox"/> Yes <input checked="" type="checkbox"/> No		Reaction To Light		VERY SLOW	
Blood Pressure 170 / 100 Temp 99.6		Muscle Tone: <input checked="" type="checkbox"/> Normal <input type="checkbox"/> Flaccid <input type="checkbox"/> Rigid		Comments:		 <p>NO VISIBLE MARKS</p>			
Nasal Area REDNESS IN NOSTRILS		Oral Cavity CLEAR		Attach Photos Of Fresh Puncture Marks					
What Medicine or Drug Have You Been Using? How Much?		Time of Use?		Where Were The Drugs Used? (Location)					
"NOTHING - AM I UNDER ARREST?"		N/A		N/A					
Date/Time of Arrest		Time DRE Notified		Eval Start Time		Time Completed			
Member Signature (Include Rank)		ID No.		Reviewed By:					
Opinion of Evaluator:		<input type="checkbox"/> Rule Out <input type="checkbox"/> Alcohol <input type="checkbox"/> Stimulant <input type="checkbox"/> PCP <input type="checkbox"/> Inhalant		<input type="checkbox"/> Medical <input type="checkbox"/> Depressant <input type="checkbox"/> Hallucinogen <input type="checkbox"/> Narcotic Analgesic <input type="checkbox"/> Cannabis					

DRUG INFLUENCE EVALUATION

Page 2 of 2

LOG NO.	DRE:	ARRESTEE: Lima
1. LOCATION 2. WITNESS 3. BREATH TEST 4. NOTIFICATION / INTERVIEW ARRESTING OFCR. 5. INITIAL OBSERVATIONS 6. MEDICAL PROBLEMS 7. PSYCHOPHYSICAL 8. CLINICAL INDICATORS 9. SIGNS OF INGESTION 10. SUSPECTS STATEMENTS 11. OPINION 12. TOXICOLOGY SAMPLE 13. MISC.		
1. LOCATION:		
2. WITNESS:		
3. BREATH TEST:		
4. NOTIFICATION / INTERVIEW of ARRESTING OFFICER:		
5. INITIAL OBSERVATIONS: Subject gave off a slight odor of alcoholic beverage. Subject kept asking, "am I being arrested?" Subject often repeated statements and frequently "tripped" verbally over words.		
6. MEDICAL PROBLEMS:		
7. PSYCHOPHYSICAL TESTS:		
8. CLINICAL INDICATORS:		
9. SIGNS of INGESTION:		
10. STATEMENTS:		
11. OPINION of EVALUATOR:		
12. TOXICOLOGICAL SAMPLE:		
13. MISCELLANEOUS:		

GUIDELINES FOR ROLE PLAYERS

As a "role player", you have the important task of helping students practice the administration and interpretation of drug evaluation and classification examinations. You will also be expected to coach the students as they are practicing. To help insure that you do the best possible job, please follow these guidelines carefully.

1. Study the exemplar for your assigned role play carefully and thoroughly. Become familiar with all of the information it contains. You do not have to memorize the exemplar. Instead, you will carry the exemplar with you, and you will refer to it as the students administer their tests to you. But you must be familiar with the exemplar to make sure that you give the students all of the information they need to classify "your" drug category or categories.
2. Do not attempt to "act" impaired. Let the information on the exemplar speak for itself.
3. Start by informing the students of your role play "name" (Alpha, Bravo, etc.). State your actual age. Instruct students to record your actual sex and race, and the actual date and time.
4. Inform the students of the BAC for your role.
5. For the Preliminary Examination:
 - a. Answer each question exactly as indicated on your exemplar.
 - b. Instruct students to record your answers exactly as you give them.
 - c. Allow students to conduct the preliminary examinations of your eyes. Coach them as necessary during the preliminary eye checks to make sure they conduct the checks properly. When they have finished, tell them to record the information given on your exemplar.
 - d. Allow students to conduct the first check of your pulse. Coach them as necessary during to make sure that they check pulse properly. When they have finished, tell them to record the information given on your exemplar.
6. For the Eye Examinations:
 - a. Allow the students to conduct the full tests of Horizontal Gaze Nystagmus, Vertical Gaze Nystagmus and Lack of Convergence. Coach them as necessary to make sure they conduct the tests properly.

- b. As they complete each test, instruct them to record the information given on your exemplar.
7. For the Psychophysical Tests:
- a. Do not actually perform the Romberg test. Instead, allow the students to give you the Balance test instructions, then comment on their performance in giving the instructions. Tell them to record the Romberg test information given on your exemplar.
 - b. Do not actually perform the Walk and Turn test. Instead, place your feet in the heel-to-toe stance for the "instructions stage" and allow the students to give you the Walk and Turn instructions. When the instructions are completed, comment on the students' performance in giving the instructions. Then, tell them to record the Walk and Turn information given on your exemplar.
 - c. Do not actually perform the One Leg Stand test. Instead, allow the students to give you the One Leg Stand instructions (for one leg), then comment on their performance in giving the instructions. Tell them to record the One Leg Stand information given on your exemplar.
 - d. You will have to perform the Finger-to-Nose test, since students give instructions throughout that test. Try to place your finger tips on the points indicated in the diagram on your exemplar. When the test is completed, show the diagram to the students and instruct them to replicate it on their record form.
8. For the Vital Signs Examinations:
- a. Allow the students to conduct the full checks of blood pressure, temperature and pulse. Coach the students as necessary to make sure they conduct the tests properly.
 - b. As they complete each test, instruct them to record the information given on your exemplar.
9. For the Dark Room Examinations:
- a. Allow the students to conduct the full checks of pupil size, pupil reaction to light, nasal area and oral cavity. Coach them as necessary to make sure they conduct the checks properly.
 - b. As they complete each check, instruct them to record the information given on your exemplar.

10. Examinations for Muscle Tone and Injection Sites:
 - a. Allow the students to conduct these examinations, and coach them as appropriate. Allow students to conduct the third check of your pulse. Coach them as necessary to make sure that they check pulse properly. When they have finished, tell them to record the pulse measurement shown on your exemplar.
 - b. Instruct them to record the information given on your exemplar.
11. Give the students the information (if any) contained on the reverse side of your exemplar. Do not make any other statements.
12. When you finish working with one team of students, move on to the next team.

Two Hours and Thirty Minutes

SESSION XXX

TRANSITION TO THE CERTIFICATION PHASE OF TRAINING

SESSION XXX TRANSITION TO THE CERTIFICATION PHASE OF
TRAINING


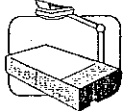

During this session, the participant will:





- o Demonstrate their mastery of the knowledge the course was intended to help them develop.
- o Summarize the key topics covered.
- o Offer comments and suggestions for improving the course.
- o Receive assignments for Certification Training.


Content Segments

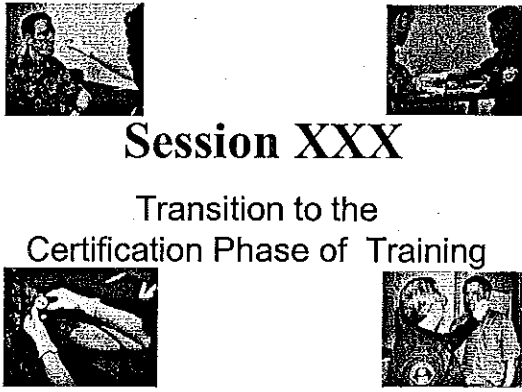
Learning Activities

- | | |
|--|--|
| A. Summary | o Participant led Presentations |
| B. Post-Test | o Participants' Anonymous Critique of Course |
| C. Critique | o Knowledge Examination |
| D. Certification Training Assignments and Schedule | o Instructor led Presentation |
| E. Closing Remarks | |

Aides	Lesson Plan	Instructor Notes
  <p data-bbox="201 625 358 688">XXX-O (Objectives)</p>  <p data-bbox="201 800 358 831">15 Minutes</p>	<p data-bbox="435 331 846 436">TRANSITION TO THE CERTIFICATION PHASE OF TRAINING</p> <p data-bbox="435 730 659 762">A. Summary</p> <ol style="list-style-type: none"> <li data-bbox="467 873 927 905">1. The seven categories of drugs. <ol style="list-style-type: none"> <li data-bbox="521 1014 813 1045">a. CNS Depressants <li data-bbox="521 1052 797 1083">b. CNS Stimulants <li data-bbox="521 1089 764 1121">c. Hallucinogens <li data-bbox="521 1127 634 1159">d. PCP <li data-bbox="521 1165 837 1197">e. Narcotic Analgesics <li data-bbox="521 1203 708 1234">f. Inhalants <li data-bbox="521 1241 699 1272">g. Cannabis <li data-bbox="467 1299 854 1362">2. The drug evaluation and classification procedure. <ol style="list-style-type: none"> <li data-bbox="521 1409 846 1440">a. Breath Alcohol Test <li data-bbox="521 1446 870 1509">b. Interview of Arresting Officer <li data-bbox="521 1516 919 1547">c. Preliminary Examination <li data-bbox="521 1554 870 1585">d. Examinations of Eyes <li data-bbox="521 1591 894 1623">e. Divided Attention Tests <li data-bbox="521 1629 919 1661">f. Vital Signs Examinations <li data-bbox="521 1667 919 1698">g. Dark Room Examinations <li data-bbox="521 1705 919 1768">h. Check for Muscle Rigidity <li data-bbox="521 1774 886 1837">i. Inspection for Injection Sites <li data-bbox="521 1843 789 1906">j. Statements and Observations <li data-bbox="521 1913 870 1944">k. Opinions of Evaluator <li data-bbox="521 1950 927 1982">l. Toxicological Examination 	<p data-bbox="1008 331 1382 405">Total Lesson Time: Approximately 150 Minutes</p> <p data-bbox="1008 443 1357 474">Session title on wallchart.</p> <p data-bbox="1008 516 1390 621">Briefly review the objectives, content and activities of this session.</p> <p data-bbox="1008 873 1390 978"><u>Ask</u> students to name the seven categories. Make sure all categories are named.</p> <p data-bbox="1008 1299 1414 1541">Ask students to name the components of the procedure. Make sure all components are named. Ask students to discuss the kinds of evidence/information gleaned from each component.</p>

Aides	Lesson Plan	Instructor Notes
	<p>3. Major signs and symptoms.</p>	<p><u>Instruct</u> students to turn to the symptomatology chart in their manuals.</p> <p><u>Briefly</u> summarize and review the major signs and symptoms associated with each drug category.</p> <p>Solicit students' questions concerning the major content topics of the course.</p> <p>Inform the students that the final exam in a "closed book" test. Instruct them to put all books and notes away.</p>
  100 Minutes	<p>B. Post-Test</p>	
	<p>1. Knowledge examination.</p>	<p>Distribute post-test knowledge examinations.</p> <p>Allow students approximately 80 minutes to complete the knowledge examination.</p> <p>Collect the completed knowledge examination.</p> <p>Grade the knowledge exams.</p>
 15 Minutes	<p>C. Critique</p>	<p>Distribute the anonymous critique forms.</p> <p>Collect the completed forms.</p>
 10 Minutes	<p>D. Certification Training Assignments and Schedule</p>	

Aides	Lesson Plan	Instructor Notes
 10 Minutes	<ol style="list-style-type: none"> 1. Remind students that during certification all evaluations must be supervised by instructors to count towards minimum certification requirements. 2. In situations where an instructor is not available to observe a student evaluation, the student should check the local policy governing this. These evaluations do <u>NOT</u> count toward certification requirements. It is important to remember that the ultimate goal is to remove the impaired driver from the highway. 3. Instructors should take the time to explain the state's requirements for certification and the final knowledge examination. <p>E. Closing Remarks</p>	<p>Hand out sheets to each student outlining his or her schedule of certification training.</p> <p>Explain logistics and administrative procedures for certification training.</p> <p>Note: The minimum national standards for certification are at the back of the instructor manual. (State requirements may be more stringent than the national standards.)</p> <p>Remind students that they must bring their Certification Progress Logs to each night of Certification Training. Also remind them to bring their "Rolling Logs" (last five pages of the Student's Manual) to all Certification Training nights.</p> <p>Solicit students' questions concerning certification training.</p> <p>Brief closing remarks will be offered by appropriate representatives of the department and faculty.</p>



Session XXX

Transition to the
Certification Phase of Training

Drug Evaluation & Classification Training

**Transition to the
Certification Phase of Training**

During this session, the participant will:

- Demonstrate his or her mastery of the knowledge the course was intended to help him or her develop
- Summarize the key topics covered
- Offer comments and suggestions for improving the course
- Receive his or her assignments for Certification Training

Drug Evaluation & Classification Training XXX-0

Congratulations!

Drug Evaluation & Classification Training

PROFICIENCY EXAMINATION CHECKLIST
(For Use During Certification Training)

Student's Name _____

Date _____ Examiner _____

I. Preliminary Examination

1. Did the student ask all preliminary examination questions?

_____yes _____no

(If No: What questions were deleted? _____

2. Did the student properly estimate pupil size?

_____yes _____no

3. Did the student properly assess the eyes' tracking ability?

_____yes _____no

4. Did the student properly measure pulse rate?

_____yes _____no

II. Eye Examinations

1. Did the student properly administer the Horizontal Gaze Nystagmus test?

_____yes _____no

(If no, explain deficiencies _____

2. Did the student properly administer the Vertical Gaze Nystagmus test?

_____yes _____no

(If no, explain deficiencies _____

3. Did the student properly administer the test for Lack of Convergence?

_____yes _____no

(If no, explain deficiencies _____

III. Psychophysical Tests

1. Did the student properly administer the Romberg Balance test?

_____yes _____no

(If no, explain deficiencies _____

2. Did the student properly administer the Walk and Turn test?

_____yes _____no

(If no, explain deficiencies _____

3. Did the student properly administer the One Leg Stand test?

_____yes _____no

(If no, explain deficiencies _____

4. Did the student properly administer the Finger To Nose test?

_____yes _____no

(If no, explain deficiencies _____

V. Vital Signs Examinations

1. Did the student properly measure blood pressure?

_____yes _____no

(If no, explain deficiencies _____

2. Did the student properly measure temperature?

_____yes _____no

(If no, explain deficiencies _____

3. Did the student properly measure pulse?

_____yes _____no

(If no, explain deficiencies _____

IV. Dark Room Examinations

1. Did the student properly control the pen light for the two checks of pupil size?

_____ yes _____no

(If no, explain deficiencies _____

2. Did the student accurately estimate pupil size?

_____yes _____no

3. Did the student properly check the nasal area?

_____yes _____no

4. Did the student properly check the oral cavity?

_____yes _____no

VI. Examinations of Muscle Tone

1. Did the student adequately inspect for muscle tone?

_____yes _____no

(If no, explain deficiencies _____

V. Examinations of Injection Sites and Third Pulse

1. Did the student adequately inspect for injection sites?

_____yes _____no

(If no, explain deficiencies _____

2. Did the student properly measure pulse?

_____yes _____no

(If no, explain deficiencies _____

VII. Evaluator's Opinion of Student's Proficiency

(Offer appropriate, specific comments concerning the student's progress)

 Course Location

 Date

DRE SCHOOL STUDENT'S CRITIQUE FORM

1. Rating The Various Segments Of The School

On a scale from 1 ("low") to 5 ("high"), please indicate how important each major topic or activity of this school was for you personally.

Drugs In Society and In Vehicle Operation	_____
Development and Effectiveness of the DEC Program	_____
Overview of the Drug Recognition Expert Procedures	_____
Physician's Desk Reference	_____
Eye Examinations: Explanation and Demonstrations by Instructors	_____
Eye Examinations: Hands-on Practice by Students	_____
Vital Signs: Explanations and Demonstrations by Instructors	_____
Vital Signs: Hands-on Practice by Students	_____
Physiology and Drugs	_____
The Alcohol Workshop	_____
The "Practice: Test Interpretation" Sessions	_____
The Sessions on the Individual Drug Categories	_____
Overview of Signs and Symptoms	_____
Drug Combinations	_____
Resume Preparation and Maintenance	_____
Preparing the Narrative Report	_____
Case Preparation and Testimony	_____
The Mid-Course Review Session	_____
The Role Play Session (Instructors "simulating" drug impaired subjects)	_____
The Quizzes	_____

2. Suggestions For Improving The School

If you absolutely had to cut four hours out of this school, what topics or sessions would you reduce or eliminate?

If you could add four hours to the School, how would you recommend that the additional time be spent?

3. Specific Features Of The School

Please circle the appropriate word to indicate your agreement or disagreement with each of the following statements.

1. The DRE School is at least one day too long.

Agree

Disagree

Not Sure

2. We spent too much time in hands-on practice.

Agree

Disagree

Not Sure

3. Now that I've had the DRE School, I believe that the PRE-School really wasn't needed.

Agree

Disagree

Not Sure

4. Some of the instructors didn't seem to be as well prepared as they should have been.

Agree

Disagree

Not Sure

5. I do not feel confident about my ability to estimate nystagmus onset angle accurately.

Agree

Disagree

Not Sure

6. This School was much harder than I thought it would be.

Agree

Disagree

Not Sure

7. We should have spent more time in hands-on practice.

Agree Disagree Not Sure

8. The instructors seemed to know their material, but some of them didn't get it across very well.

Agree Disagree Not Sure

9. We spent too much time on the details of each drug category.

Agree Disagree Not Sure

10. I am not confident that I can measure blood pressure accurately.

Agree Disagree Not Sure

11. I would have to say that the final examination was hard, but fair.

Agree Disagree Not Sure

12. Some of the instructors "threw the bull" a bit too much.

Agree Disagree Not Sure

13. Now that I've had the DRE School, I am more convinced than ever that the PRE-School is very important.

Agree Disagree Not Sure

14. I am still very confused about drug combinations and their effects.

Agree Disagree Not Sure

15. I am not confident that I can estimate pupil size accurately.

Agree Disagree Not Sure

16. I would have to say that this School wasn't quite as hard as I thought it would be.

Agree Disagree Not Sure

**The International Standards
of the Drug Evaluation and
Classification Program**



A Product of

**The DEC Standards Revision Subcommittee
of the Technical Advisory Panel
of the IACP Highway Safety Committee**

Revised June 2, 1999

TABLE OF CONTENTS

EXECUTIVE SUMMARY	3
DEFINITIONS	4
STANDARDS FOR THE DRUG EVALUATION AND CLASSIFICATION PROGRAM	8
Standards for Certification as a Drug Recognition Expert	8
Standards for Certification as Drug Recognition Expert Instructor	15
Standards for Recertification	19
Standards for Decertification of Drug Recognition Experts and Instructors .	21
Standards for Reinstatement of a Decertified Drug Recognition Expert	23
Standards for Agency Participation	24
DRUG EVALUATION AND CLASSIFICATION PROGRAM ADMINISTRATIVE GUIDELINES	28

EXECUTIVE SUMMARY

Since 1984, the National Highway Traffic Safety Administration (NHTSA) has supported the Drug Evaluation and Classification Program. The program which was initially developed by the Los Angeles, California, Police Department, was validated through both laboratory and field studies conducted by Johns Hopkins University. In 1987, the Highway Safety Committee of the International Association of Chiefs of Police (IACP) was requested by NHTSA to participate in the development and national expansion of the program. As the program grew, it became apparent that in order to ensure continued success, nationally accepted standards needed to be established. These standards, which establish criteria for the selection, training and certification of drug recognition experts, helped to ensure the continued high level of performance of the Drug Evaluation and Classification Program. In 1988, NHTSA asked the IACP and its Highway Safety Committee to develop this system of nationally accepted standards.

In March of 1989, the IACP and NHTSA sponsored a meeting at the Transportation Safety Institute in Oklahoma City, Oklahoma. Persons invited to this meeting included experienced drug recognition experts, instructors, curriculum specialists, toxicologists, prosecutors and training administrators. The participants met in working groups to reach consensus concerning the many issues relating to the Drug Evaluation and Classification Program and to develop recommended minimum standards to the Highway Safety Committee. The standards were drafted and presented to the committee for review at its mid-year meeting in June 1989. In addition, the committee agreed to name a Drug Evaluation and Classification Technical Advisory Panel to assist and advise the committee concerning technical aspects relating to the operation of the program.

The Highway Safety Committee, by resolution, adopted the *Interim National Standards of the Drug Evaluation and Classification Program*. The standards were subsequently approved by the voting membership of the IACP. The standards were adopted on an interim basis pending the outcome of an evaluation of the effectiveness of the program to be performed by NHTSA. In October 1992, the standards were officially approved and adopted. Revisions and updates are periodically made to the standards.

Presented in this document are standards specifying the requirements for certification and recertification of DREs and DRE instructors; standards for decertification and reinstatement; and standards for agency participation. Also, for those agencies participating in the program, a set of administrative guidelines is provided.

These standards, when adopted by other countries, will be administered pursuant to their political structure.

DEFINITIONS

Associate Instructor: Persons not certified as DREs but who possess knowledge, expertise or credentials deemed valuable to the program may be designated as associate instructors for the Drug Evaluation and Classification Program.

Blood Alcohol Concentration (BAC): A person's blood alcohol concentration indicates the grams of alcohol per 100 milliliters of blood. For example, a BAC of 0.10% means that there is one-tenth of a gram of alcohol in 100 milliliters of the person's blood.

Candidate DRE: An individual in the process of achieving certification as a drug recognition expert. To achieve certification, a person must successfully complete a training program consisting of

- An IACP/NHTSA-approved SFST training course of instruction
- A two-day IACP/NHTSA-approved DRE preschool
- A seven-day IACP/NHTSA-approved DRE school
- On-the-job field certification

Candidate DRE Instructor: An individual in the process of achieving certification as a DRE instructor. To achieve certification, a DRE must successfully complete the IACP/NHTSA-approved DRE instructor training, conduct a minimum of two hours of DRE training, and witness two drug evaluations.

Course Manager: An individual who ensures that each training event follows the standardized curriculum and evaluates the training event to identify ways to improve it. The course manager represents the National Highway Traffic Safety Administration and the International Association of Chiefs of Police and resolves issues with the content and/or delivery of the training.

DRE Coordinator: The appropriate DRE coordinator will be one of the following:

Agency Coordinator: The person designated within each department or agency responsible for maintaining program records, ensuring maintenance of program standards and conducting training and certification sessions within the agency. Responsibility for this function may rest with one individual, in the case of a small or closely coordinated effort, or may be decentralized among several people throughout the agency. If there is no designated agency coordinator, the appropriate DRE coordinator shall be the state coordinator.

State Coordinator: In each of the states in which the Drug Evaluation and Classification Program has been implemented under the auspices of the National Highway Traffic Safety Administration, an individual has been designated to act as the statewide coordinator for the DEC Program. The duties of the position generally include but are not limited to

1. Acting as an information clearinghouse and central communication point for the program within the state.
2. Assisting in coordinating training and other support activities for all agencies participating in the program within the state.
3. Coordinating the assignment of instructors in response to requests for service from federal and other sources.

The Governor's Office of Highway Safety shall be responsible for designating the state coordinator. If there is no designated state coordinator, the appropriate DRE coordinator shall be the TAP regional coordinator, who shall assume the duties and responsibilities as described above.

TAP Regional Coordinator: One DRE from each of the four regions, as established by the Division of State and Provincial Police, is appointed by the IACP Highway Safety Committee Chair to serve on the Technical Advisory Panel.

DRE Instructor: Individuals who, having been trained and certified as drug recognition experts, receive further training and experience instructing within the Drug Evaluation and Classification Program. Certified instructors will usually be certified DREs with experience in performing drug evaluations and in providing testimony in court in the area of drug recognition. Certified instructors are responsible for observing, evaluating and verifying the performance of candidate DREs.

Criminal Justice Agency: For purposes of these standards, a criminal justice agency is any organization, funded by public monies, that is involved in the apprehension, prosecution, adjudication of public miscreants; or in the incarceration, detention, supervision or control of said miscreants following apprehension, prosecution and/or adjudication.

Drug: For purposes of the Drug Evaluation and Classification Program, a drug is any substance that, when taken into the human body, can impair the ability to operate a vehicle safely. Note that this is not necessarily a strict medical definition.

Drug Evaluation: A process of systematically examining a person suspected of being under the influence of a drug, for the purpose of ascertaining what category of drugs (or combination of categories) is causing the person's impairment. A trained DRE can identify, with a high degree of reliability, the distinguishing signs and symptoms of seven broad categories of drugs.

Drug Evaluation and Classification Technical Advisory Panel: This group was formed to assist the Highway Safety Committee of the International Association of Chiefs of Police on specific matters relating to the Drug Evaluation and Classification Program. These matters include the revision of the approved training curriculum, review and approval of proposed alternative training programs, and other matters relating to the technical aspects of the DEC Program.

Drug Recognition Expert (DRE): An individual who has successfully completed all phases of training requirements for certification established by the International Association of Chiefs of Police and the National Highway Traffic Safety Administration.

Highway Safety Committee: A standing committee of the IACP that addresses highway safety issues.

Horizontal Gaze Nystagmus (HGN): A loss of the normal control of the eyes observed as an involuntary jerking occurring when a person attempts to follow a stimulus with the eyes and/or looks to the left or right side.

Impairment: One of the several terms used to describe the degradation of mental and/or motor abilities necessary for safely operating a motor vehicle.

Implied Consent: Every state has enacted a version of an Implied Consent law, which serves to encourage persons arrested for DWI to submit to a chemical test to determine blood alcohol content. Many states also allow for the testing of blood, breath or urine for the presence of drugs and/or alcohol. The concept of implied consent is that the state views the suspect as already having agreed to take the test, as a condition of operating a vehicle in the state. The typical wording of an implied consent law is as follows: "Any person who operates a motor vehicle upon the public highways of this state shall be deemed to have given consent to a chemical test or tests for the purpose of determining the alcohol (or drug) content of his or her blood, when arrested for any act alleged to have been committed while the person was operating a vehicle while under the influence of alcohol (or any drug)."

The law further provides that, if the arrestee nevertheless refuses to submit to the chemical test, he or she will not be forced to submit, but the driver's license will be suspended or revoked.

IACP Staff: With grant assistance from the National Highway Traffic Safety Administration, the Division of State and Provincial Police of the IACP has agreed to develop standards and assist in managing the certification process for the Drug Evaluation and Classification Program. As part of this agreement, the IACP will perform necessary staff and coordination functions for the program. The staff of the Division of State and Provincial Police is responsible for maintaining records for the program and will coordinate certification and recertification processes.

Instructor Trainer: An experienced DRE instructor who conducts instructor training courses and who must be knowledgeable of and have audited all phases of the Drug Evaluation and Classification training program and must be fully conversant with the student and instructor manuals.

Intoxication: One of the several terms used to describe the degradation of mental and/or motor skills and other faculties due to ingestion of alcohol or other drugs.

NHTSA: The National Highway Traffic Safety Administration, within the United States Department of Transportation that exercises primary responsibility for coordinating federal efforts to ensure the safe design and operation of motor vehicles.

Standardized Field Sobriety Tests: The Standardized Field Sobriety Tests include three tests that were developed and validated through a series of controlled experiments supported by research grants from NHTSA. The three tests include Horizontal Gaze Nystagmus (HGN); Walk and Turn (WAT); and One Leg Stand (OLS).

The HGN test is described elsewhere in these definitions.

Walk and Turn and One Leg Stand are *divided attention tests*. As such, they require the suspect to concentrate on more than one thing at a time.

The training course developed by IACP and NHTSA, "DWI Detection and Standardized Field Sobriety Testing," is a program designed to train traffic enforcement officers to administer the sobriety tests. The training includes two approved alcohol workshops. During these workshops, students practice administering the test battery. In order to complete the course satisfactorily, students must pass a written examination and demonstrate proficiency in administering the field sobriety test battery.

STANDARDS FOR THE DRUG EVALUATION AND CLASSIFICATION PROGRAM

I. Standards for Certification as a Drug Recognition Expert

The standards in this section specify the criteria that must be met prior to an individual's being certified as a drug recognition expert (DRE). These criteria outline the knowledge and skills required to be considered for training, as well as the knowledge and proficiencies required for final certification.

The currently approved curriculum involves a three-phase training process. Prior to beginning the training program, students are required to be trained in and demonstrate proficiency in the use of the IACP/NHTSA-approved standardized field sobriety tests, including the horizontal gaze nystagmus test. Phase I of the drug recognition training consists of a two-day (16-hour) preschool. During this preschool, students are taught the definition of the term "drug" as it is used in the Drug Evaluation and Classification Program, and become familiar with the techniques of the drug evaluation. Students also begin to learn the techniques and procedures for evaluating persons suspected of drug impairment.

Phase II of training is a seven-day (56-hour) classroom program during which students receive detailed instruction in the techniques of the drug evaluation examination as well as in physiology, the effects of drugs and legal considerations. Upon completion of this phase of training, the student must pass a comprehensive written examination before proceeding to Phase III of training, the field certification.

The field certification portion of training follows completion of the classroom training and is conducted at periodic intervals for the next sixty to ninety days. During this portion of the training, students, under the direction of certified instructors, evaluate subjects suspected of being impaired by drugs other than alcohol. After participating in and documenting the results of at least twelve drug evaluations and completing a comprehensive examination, the student is certified as a drug recognition expert.

1.1 In order to be considered for certification as a drug recognition expert, a person shall be in the employ and under the direct control of a public criminal justice agency or institution involved in providing training services to officers of law enforcement agencies.

Commentary: At the discretion of the agency head or administrator, and with the consent of the training body, other persons may audit or observe any or all portions of the DRE training. Persons attending the course as auditors or observers shall not be eligible for certification.

Persons pursuing certification as drug recognition experts for the purpose of instructing in the Drug Evaluation and Classification Program must meet all requirements for certification and recertification in order to maintain their standing as DREs or DRE instructors.

1.2 The candidate DRE must have experience in preparing comprehensive investigative reports and in providing detailed court testimony.

Commentary: The technical nature of the drug evaluation process and the need to provide detailed and accurate documentation of findings and conclusions requires proficiency in preparing reports. Candidate DREs should have demonstrated the ability to investigate, document and prepare detailed reports of incidents such as major traffic crashes or criminal violations. In addition, DREs must be able to provide court testimony concerning their methods and results, as well as their training and qualifications.

1.3 All DRE candidates must attend and complete the IACP/NHTSA-approved course of instruction in Standardized Field Sobriety Testing, or an equivalent curriculum approved by the IACP Highway Safety Committee and Technical Advisory Panel. They shall demonstrate proficiency in the use of Standardized Field Sobriety Tests, to the satisfaction of a DRE instructor, by the conclusion of the IACP/NHTSA DRE Pre-school or a school meeting Standard 1.2 above.

Commentary: The drug evaluation process requires that the contribution of alcohol to observed impairment be determined. The National Highway Traffic Safety Administration has developed, and the IACP has adopted, the Standardized Field Sobriety Test procedure in conjunction with immediate breath testing, as a means of identifying the alcohol-impaired driver. If the effects of alcohol are determined not to be the sole cause of impairment, the officer can begin the evaluation process to determine what other causes may be responsible.

In order to conform to the IACP/NHTSA model curriculum, SFST training must contain the specified number of hours and include at least two approved alcohol workshops. In addition, the training must instruct students in the administration of the horizontal gaze nystagmus, walk and turn, and one leg stand tests.

Each agency should ensure that candidates submitted for DRE training have had adequate time prior to beginning the training program to develop and to demonstrate proficiency in the use of SFST/HGN or allow for refresher training in these techniques as necessary.

1.4 All DRE candidates must attend and complete the IACP/NHTSA DRE Pre-school or an IACP-recognized equivalent prior to progressing to Phase II, the DRE School.

1.5 Prior to attending phase II of the DRE training, the candidate shall have met the learning objectives for phase I of the training program, the IACP/NHTSA-approved DRE preschool. The candidate shall be able to

1. Define the term "drug" as it is used in the DEC Program;
2. Name the seven drug categories identified in the DRE training program;
3. Measure vital signs, including blood pressure, pulse and body temperature;
4. Show familiarity with the 12-step drug recognition evaluation process;
5. Demonstrate proficiency in the administration of the Standardized Field Sobriety Tests, including Horizontal Gaze Nystagmus;
6. Show familiarity with the administration of the eye examinations, including pupil size, vertical nystagmus and lack of convergence.

These learning objectives are generally met through completion of Phase I, the DRE preschool. However, agencies have the latitude to determine the best means of ensuring that candidate DREs meet the prerequisites. The agency must verify, through the application process to the instructor responsible for delivering the training, that a candidate meets all requirements. Each candidate DRE will be required to demonstrate the knowledge and skills outlined.

Administrative guidelines and suggested application forms containing the necessary information will be provided by IACP staff to agencies and training institutions.

1.6 The candidate DRE shall complete an approved classroom training course which shall, at minimum, achieve the learning objectives as stated in the IACP-approved training curriculum.

Commentary: The National Highway Traffic Safety Administration and the International Association of Chiefs of Police have developed a classroom training course that, when completed, qualifies the student to proceed to the field certification portion of the training program. Because of differences in the type and level of training for officers in the detection of the impaired subject, agencies should determine the most effective means of providing classroom training in drug recognition. However, in order to maintain the credibility and integrity of the certification program, agencies that use a training program other than that currently approved by the IACP, must have the alternative curriculum approved by the IACP Technical Advisory Panel as meeting learning objectives. In addition, the Technical Advisory Panel will be responsible for providing periodic updates and modifications to the IACP training curriculum.

1.7 All candidate DREs shall attend and complete all classroom portions of an approved DRE curriculum prior to progressing to Phase III (the field certification phase) of the training. This shall include satisfactorily completing all assignments and required examinations. Students shall not be permitted to "test out" of portions of the training, nor shall they be permitted to attend only those classes that they have not previously completed.

Commentary: Class sessions missed should be made up prior to the final exam.

1.8 In order to complete satisfactorily the classroom portion of the training and proceed to field certification, candidate DREs must complete an IACP-approved final examination with a score of not less than eighty percent (80%). Candidates scoring less than 80% on the final examination may be retested one time, under the supervision of a certified DRE instructor. The retest shall be completed not less than fifteen nor more than thirty days following the completion of the classroom training.

Commentary: Upon satisfactory completion of the examination, the candidate may then proceed to field certification. The examination used to retest the candidate shall be an IACP-approved examination and shall not have been administered to the candidate previously. If the candidate does not achieve a passing score on reexamination, the candidate must retake the classroom portion of the training and pass the knowledge examination before proceeding further in the certification process.

1.9 Upon completion of the field certification phase of training, the candidate must demonstrate the ability to conduct a complete drug evaluation in an approved sequence and appropriately document and interpret the results. The candidate must also be able to document the findings of the evaluation and demonstrate proficiency in interviewing techniques.

Commentary: One of the primary factors in the success of the Drug Evaluation and Classification Program has been the emphasis upon a standardized approach to the drug recognition process. The training stresses the importance of a systematic, structured approach to performing the drug evaluation. This includes completing all portions of the evaluation in the appropriate sequence. Upon conclusion of an evaluation the DRE reviews the results of all tests, examinations and observations; documents the findings; and draws a conclusion based on the totality of the evidence.

1.10 To be considered for certification as a drug recognition expert, the candidate must satisfactorily complete a minimum of twelve (12) drug evaluations, during which the candidate must encounter and identify subjects under the influence of at least three of the drug categories as described in the DRE training program. All three drug categories must be supported by toxicology.

Of the evaluations required for certification, the candidate shall administer at least six evaluations. The candidate may observe the remaining evaluations. Certification training evaluations will be conducted in accordance with the current procedures and guidelines established in the DECP training curricula.

All evaluations, either administered or observed, and documented for certification purposes, shall be observed and supervised by at least one certified DRE instructor.

Commentary: Ideally, a drug evaluation will be performed by no more than two persons: the evaluator and one observer. At no time should more than four persons participate in an evaluation, as the results of the evaluation may be influenced by the distraction caused by a large number of persons observing the process.

1.11 Prior to completing the certification phase of training, the candidate DRE must demonstrate the ability to draw correct conclusions consistent with observed physiological signs and symptoms. In addition, the conclusions must be supported by the findings of a forensic toxicology laboratory. No candidate DRE shall be certified as a drug recognition expert unless blood, urine, or other appropriate biological samples are obtained and submitted from at least nine (9) subjects whom the candidate DRE has examined for certification purposes. These may include subjects for whom the candidate DRE served as the examination recorder or observer as well as those subjects directly evaluated by the candidate DRE. Further, the candidate DRE cannot be certified unless the opinion concerning the drug category or categories affecting the subject is supported by forensic toxicological analysis seventy-five percent (75%) of the time, or in at least seven (7) of the nine (9) samples submitted for certification purposes. For purposes of this standard, a candidate DRE's opinion is supported if the toxicological analysis discloses the presence of at least one drug category named by the candidate DRE. In the event that the candidate DRE has concluded that three or more categories of drugs are involved, at least two categories must be supported by toxicology results.

Commentary: Successful and uniform application of this standard places important forensic toxicological requirements on the program. First, the blood or urine specimen must be obtained as soon as possible after the arrest so that the contents of the sample refer to the subject's status at the time of the offense. Second, the sample must be properly sealed, stored, transported to the forensic toxicology laboratory and analyzed in a timely fashion to maintain the integrity of the specimen. Third, the drug recognition examination should be conducted as soon as possible after the offense so that the results of the evaluation accurately refer to the subject's status at the time of the offense. Fourth, the laboratory should use its full powers of analysis and detection to attempt to identify each category named by a candidate DRE; in some cases this may require the laboratory to modify its routine screening and confirmation procedures. Finally, the laboratory must complete its report on the samples as soon as possible and provide a copy of the report to the arresting officer, DRE or candidate DRE submitting the sample. It is the submitting officer's responsibility to provide a report to each DRE or candidate DRE who participated in the evaluation.

Although the candidate DRE must complete a minimum of twelve (12) drug evaluations (standard 1.10), standard 1.11 requires only 75 percent of those to include a biological sample. This allows for those cases in which a biological sample is unavailable, such as when a subject refuses or cannot provide one. In those cases when an evaluation is not supported by forensic toxicology, a certified DRE instructor should ensure that the candidate DRE's opinion was based on observable signs and symptoms consistent with the opinion.

1.12 Prior to concluding field certification training, the candidate shall satisfactorily complete an approved "Certification Knowledge Examination." The examination shall be administered and the results reviewed by at least one certified instructor. The examination shall only be administered after the candidate has completed not less than three drug evaluations.

Commentary: The "Certification Knowledge Examination" consists of a comprehensive written examination followed by a detailed interview with the reviewing instructor(s). As stated previously, certification is based on the evaluation by the instructor(s) of the skills and abilities of the candidate rather than on the completion of a specified set of tasks. The purpose of the examination and interview is to aid the instructor(s) in evaluating the candidate's qualifications, performance and general abilities.

The examination should be administered when, in the judgment of the reviewing instructor(s), the candidate has demonstrated proficiency in conducting, evaluating and documenting results of the drug evaluation process.

1.13 The candidate DRE shall complete the field certification phase of training within six months following completion of the classroom training, unless the time limit is extended by the appropriate DRE coordinator.

Commentary: Under normal circumstances, a candidate not completing field certification within the prescribed time period will be dropped from the program. However, a reevaluation of the candidate's qualifications and the reasons for non-completion may be conducted by the appropriate DRE coordinator to determine whether or not circumstances exist that indicate that the candidate should continue in the program.

1.14 By the time the candidate DRE has completed field certification training, the candidate shall have prepared a résumé which shall reflect the candidate's training and experience in drug recognition. The résumé shall include a complete log of all evaluations in which the candidate has participated.

Commentary: In order to be accepted as a credible witness, the drug recognition expert must be able to document and articulate a body of information concerning training, qualifications and experience in the field of drug evaluation and classification. Toward this end, candidates are instructed in the importance and proper preparation of a professional résumé.

1.15 When the candidate DRE has satisfactorily completed all requirements of the classroom and field certification portions of training, at least two certified DRE instructors who have observed the candidate during the field certification process will verify that the candidate meets all requirements for certification as a drug recognition expert.

Commentary: The certification process relies in large part on the judgment of the instructor(s) as to the abilities and performance of the candidate. Experience has shown that in many cases, particularly those in which a candidate's qualifications may be in question, the opinion of a second instructor as to readiness for certification is of value. In addition, the use of a second instructor to evaluate the candidate may overcome any bias, either for or against a candidate. For these reasons, each candidate must be evaluated by at least two instructors prior to becoming certified as a DRE.

1.16 Following completion of certification requirements, copies of all documents, including test results, evaluation logs and drug evaluation reports shall be forwarded to the agency DRE coordinator who shall forward all documents to the state coordinator. The state DRE coordinator shall forward the names and copies of certification progress logs of the DREs they have certified as having successfully completed all phases of the DRE training program. The IACP will then credential each applicant and will register him as a certified drug recognition expert.

Commentary: The IACP staff shall maintain current listings of persons certified as drug recognition experts. Upon notification that a person has met all requirements, staff shall complete and forward to the state coordinator a certificate indicating that he meets all requirements of the Drug Evaluation and Classification Program as a drug recognition expert. The state coordinator shall forward these documents to the agency which, in turn, will present them to the DRE.

II. Standards for Certification as Drug Recognition Expert Instructor

Because of the highly technical nature of the functions performed by the drug recognition expert, only persons experienced in the techniques of drug evaluation should instruct in the Drug Evaluation and Classification Program. In general, these instructors will be certified drug recognition experts with experience in performing drug evaluations and in providing testimony in court in the area of drug recognition. However, persons who possess specialized skills or credentials may be utilized to teach certain parts of the training course as associate instructors. Dedicated, qualified instructors are critical to the continued success of the Drug Evaluation and Classification Program.

Certified instructors are responsible for observing, evaluating and verifying the performance of candidate DREs throughout the training and certification process. In addition, certified instructors must provide periodic update training to DREs already certified.

Also addressed in this section are standards for the use of instructor trainers in the program. These individuals are responsible for the training of DRE instructors.

2.1 Only persons certified as drug recognition experts may be certified as DRE instructors.

Commentary: Persons not certified as DREs but who possess knowledge, expertise or credentials deemed valuable to the program may be designated as associate instructors for the Drug Evaluation and Classification Program. Persons who might be considered for such designation may include medical professionals, attorneys and others who possess knowledge in a designated field of expertise. Associate instructors must be familiar with the Drug Evaluation and Classification Program and fully conversant with the lesson plans for their assigned blocks of instruction. Classes taught by associate instructors shall be taught in cooperation with certified DRE instructors to ensure consistency.

Each associate instructor should provide to the state coordinator a biographical sketch to be included in the file of approved instructional staff. The biographical sketch shall include those segments of the training curricula that the associate instructor is qualified to teach.

2.2 A DRE desiring to become an instructor in the Drug Evaluation and Classification Program shall make written application to the agency coordinator. The agency coordinator will ensure that the candidate meets all requirements to become an instructor and will refer the application to the state coordinator.

Commentary: The agency head shall verify to the training provider that a candidate instructor meets all prerequisites to enter DRE instructor training. Prerequisites may also include any state, local or agency requirements specified for instructors within the jurisdiction. The state coordinator shall provide to requesting agencies the administrative guide and sample application forms for candidate instructors.

2.3 The candidate shall satisfactorily complete the IACP/NHTSA-approved Drug Evaluation and Classification Instructor Training Program, or an approved equivalent, which shall include both knowledge and practical examination of candidate instructors.

Commentary: This requirement does not preclude states or local jurisdictions from placing additional requirements on persons wishing to teach in the local law enforcement community.

2.4 Upon satisfactory completion of the IACP-approved classroom portion of training or completion of an equivalent program, the student shall be designated as a candidate instructor for purposes of completing instructor certification. To complete instructor certification, the candidate instructor must teach for a minimum of two hours in the classroom portion of an approved drug recognition training program; and supervise the administration of not less than two drug evaluations performed by candidate DREs during certification training.

The candidate instructor's progress shall be monitored and evaluated by at least one certified DRE instructor.

Commentary: The National Highway Traffic Safety Administration and the IACP have developed a training curriculum for instructors in the Drug Evaluation and Classification Program. The learning objectives for this program emphasize specific techniques for teaching the specialized information contained in the drug recognition training program.

The Technical Advisory Panel shall be responsible for reviewing and evaluating alternative training programs submitted by agencies. Those programs meeting or exceeding the approved learning objectives for instructor training shall be deemed "equivalent." This does not preclude agencies or states from adopting more stringent standards.

2.5 Upon satisfactory completion of instructor training, copies of all documentation, including instructor progress logs, examination scores and instructor evaluations, shall be forwarded to the appropriate DRE coordinator. The agency DRE coordinator will forward these documents to the state coordinator who shall certify that they have successfully completed all phases of DRE instructor training. The IACP will then credential each applicant and will register him as a certified DRE instructor.

Commentary: The IACP staff will maintain a current register of persons certified as instructors in the Drug Evaluation and Classification Program. Upon notification that a person has met all requirements, the staff shall complete and forward to the state coordinator a certificate indicating that he/she meets all requirements as a DRE instructor. The state coordinator shall forward these documents to the agency who, in turn, will present them to the DRE instructor.

The administrative guidelines shall provide sample forms for necessary progress logs and certification documents.

2.6 To ensure the proper conduct and delivery of the approved curriculum, all training sessions conducted as part of the Drug Evaluation and Classification Program shall be coordinated by a certified DRE instructor who has previously instructed. All classes taught by associate or candidate instructors shall be supervised directly by a certified DRE instructor.

Commentary: To ensure that all training classes are conducted in accordance with applicable standards, it is recommended that the instructor coordinating the training program have a minimum of one-year experience as a drug recognition expert instructor.

2.7 An instructor trainer shall have demonstrated proficiency as an instructor.

2.8 An instructor trainer must be knowledgeable of and have audited all phases of the Drug Evaluation and Classification training program and must be fully conversant with the student and instructor manuals.

Commentary: An instructor trainer must present evidence of the satisfactory completion of the NHTSA/IACP Instructor's Development Course or equivalent. Instructor trainers must be familiar with the Drug Evaluation and Classification Program and fully conversant with the lesson plans for their assigned blocks of instruction. To ensure consistency, classes taught by instructor trainers shall be taught in cooperation with certified DRE instructors.

Each instructor trainer shall provide to the appropriate DRE coordinator a biographical sketch to be included in the file of approved instructional staff. The biographical sketch shall include those segments of the training curricula that the instructor trainer is qualified to teach.

The state coordinator should maintain a record of persons qualified as instructor trainers in the Drug Evaluation and Classification Program.

2.9 The course manager shall perform four duties: planning and preparation, on-scene course management, data collection, and reporting. These responsibilities involve the following:

1. Assigning instructors, and verifying in advance that the training is conducted in the standardized manner and that it is properly evaluated;
2. Ensuring at the training site that all necessary conditions exist to maximize the students' ability to learn;
3. Collecting certain data following every training event and forwarding it to the host state coordinator; and
4. Preparing a comprehensive report following every training event.

III. Standards for Recertification

Recertification is necessary to ensure that DREs and DRE instructors maintain proficiency. Just as the standards in the previous sections have outlined the criteria for original certification, the standards outlined in this section are required to ensure that professional integrity is maintained throughout the recertification process.

3.1 The following records concerning certification and recertification shall be maintained:

Individual DRE/ DRE Instructor	Copies of all drug evaluations Evaluation logs Resume Certification and recertification progress logs Certificates
Agency DRE Coordinator	Copies of evaluation logs Certification progress logs Copies of certificates Instructor ratings and summaries of student critiques Records of classes taught by each instructor
State DRE Coordinator and/or IACP Staff	Copies of evaluation logs (optional) Certification progress logs File of certified DREs and instructors Recertification information

Commentary: Guidelines for the retention of pertinent records concerning the program operation help to ensure integrity of the program and provide valuable information for purposes of statistics and court verification of training. Other records as deemed appropriate by local agencies or certification commissions may be required of the individual DRE or the appropriate DRE coordinator.

3.2 DREs shall be required to renew their certificates of continuing proficiency every two years. A one-year grace period following the lapse of certification may be allowed for those not meeting recertification standards. During the grace period, the DRE may be rectified without having to repeat the original certification process.

3.3 The state coordinator shall be notified of those DREs in need of recertification at least six months prior to the expiration of the certificates. The state DRE coordinator shall forward to the IACP staff required documentation indicating the completion of recertification requirements. The staff will issue new cards when requirements are met.

Commentary: In the absence of a state coordinator, the TAP regional coordinator will perform these functions.

3.4 A DRE shall demonstrate continuing proficiency by

Performing a minimum of four (4) acceptable evaluations since the date of last certification, all of which shall be reviewed and approved by a certified DRE instructor and one (1) of which shall be witnessed by a certified DRE instructor. These evaluations may be performed on subjects suspected of drug and/or alcohol impairment or during classroom simulations; and Completing a minimum of eight hours of recertification training since the date of the DRE's most recent certification, which may alternatively be presented in two sessions of no less than four hours, and which shall be consistent with any IACP standards for such training; and Presenting an updated resume and rolling log to the appropriate coordinator or his/her designee for review.

Commentary: All coordinators are responsible for maintaining the integrity of the program, and the appropriate coordinator, consistent with this responsibility, is encouraged to withhold recertification for, or refer for remediation, any DRE whose rolling log indicates an unacceptable level of accurate evaluations, as indicated by toxicology results.

3.5 When a DRE has completed all requirements for recertification, a certified DRE instructor shall verify to the appropriate DRE coordinator that minimum recertification requirements have been met.

3.6 A certified instructor shall maintain instructor certification so long as DRE certification is maintained.

Commentary: An instructor may be decertified for cause, such as for conducting substandard instructional programs, and still maintain certification as a DRE.

IV. Standards for Decertification of Drug Recognition Experts and Instructors

The standards in this section outline the circumstances and procedures for decertifying individual DREs or DRE instructors. In order to ensure that standards of performance are maintained, a means is needed for removing from the roles of the program those persons unable to meet the criteria of competence and professionalism. The responsibility for maintaining program standards lies with the agency and the appropriate DRE coordinator. It shall be incumbent upon all DRE coordinators to ensure that certified DREs meet approved standards for conduct and qualifications.

4.1 Decertification shall occur when a DRE or DRE instructor fails to meet minimum standards and requirements for certification or recertification, or demonstrates evidence of poor performance, inconsistent findings, or other substantiated acts on the part of the DRE that reflect discredit upon the Drug Evaluation and Classification Program.

Commentary: All DREs are responsible for maintaining and forwarding to the appropriate DRE coordinator information regarding required training or experience. If such information is not provided in a timely manner, certification will lapse.

Local agencies and licensing/certification bodies may, at their discretion, establish certification and decertification criteria to conform to local laws or rules. Nothing in these standards should be construed to overrule local authority in establishing standards no less stringent for the performance of officers in this area or to prevent an agency from following internal disciplinary or administrative personnel procedures.

4.1.1 Before decertification is finalized, a DRE or DRE instructor will be given written notice by the initiating DRE coordinator of the reasons for decertification. The subject of the action shall have the opportunity for a written or an oral response to the initiating DRE coordinator.

4.2 Requests for voluntary decertification will be honored when submitted by a DRE or DRE instructor to the section IACP staff and with approval of the agency appropriate DRE coordinator.

4.3 Cases involving poor performance or inconsistent findings shall be referred to the agency appropriate DRE coordinator for investigation, recommendation and action.

4.4 Certification of a DRE shall not terminate as long as the DRE meets the requirements of Standards 1.1 and 4.1.

4.5 The state DRE coordinator, upon the recommendation of the agency DRE coordinator or based on substantiated independent knowledge shall initiate the decertification process against a DRE or DRE instructor. The state coordinator shall inform the IACP staff of all decertification actions. In instances where these complaints have not been resolved by the appropriate coordinator, these complaints will be referred to the state's Governor's Office of Highway Safety for resolution.

V. Standards for Reinstatement of a Decertified Drug Recognition Expert

The standards in this section outline the procedures for reinstating a previously decertified DRE and/or DRE instructor.

5.1 An individual can be reinstated as a DRE when the following conditions are met:

- (1) The applicant must pass the 100-item exam (same as that given at the end of the DRE school, or the make-up exam) as witnessed by a certified DRE instructor, with a score of at least 80%.
- (2) The applicant must complete four (4) hands-on drug evaluations within a one-year period from the date of request to be reinstated.
- (3) The applicant's eligibility and reinstatement as a DRE is reviewed and approved by the DRE's agency and the agency, state, and TAP regional DRE coordinators, where applicable.

5.2 An individual can be reinstated as a DRE instructor when the following conditions are met:

- (1) The applicant meets conditions 5.1 and is reinstated as a DRE.
- (2) The applicant's eligibility and reinstatement as a DRE instructor is reviewed and approved by the DRE's agency and the agency, state, and TAP regional DRE coordinators, where applicable.

Commentary: In many instances, a DRE certification lapses through no fault of the DRE due to transfers, promotions, etc., and recertification requirements have not been met. In many cases a DRE may want to reapply DRE skills with a new assignment. IACP suggests that a written request for reinstatement to the program come from the applicant to the appropriate coordinator, through the proper agency channels. A form is provided by the IACP to DEC state and TAP regional coordinators for the purpose of reinstatement. All coordinators are cautioned to conduct a thorough check on the cause of the applicant's decertification and reason for application for reinstatement.

VI. Standards for Agency Participation

Since 1986, the National Highway Traffic Safety Administration has endeavored to expand the Drug Evaluation and Classification Program. In an effort to contain costs, ensure the most efficient use of resources and maintain a high probability of program success, NHTSA developed site selection criteria to be used in assessing potential suitability of sites. Factors such as demographics, favorable legislation, agency operations and system support for the program are considered in evaluating potential sites for the implementation of the Drug Evaluation and Classification Program.

It is recognized that law enforcement agencies, in considering the implementation of new traffic enforcement programs, must be aware of both short- and long-term costs that are involved. In order for the program to achieve maximum results, the Drug Evaluation and Classification Program requires that agencies commit considerable resources long term to the detection and apprehension of the drug-impaired driver.

6.1 A DEC Program site should be a state, a political subdivision of a state, or a group of subdivisions.

Commentary: Experience has shown that a DEC Program will take firm root only if the resources to support the program are concentrated in a relatively small geographical area, such as a major city or county. Given that these new sites will begin operations with a small cadre of DREs, a community-focused DEC Program will allow the DREs to respond quickly to the location(s) where drug-impaired drivers might be taken for processing. By concentrating its forces, the program can ensure that a qualified DRE is available at any time or place needed. The concentrated focus of a community-based program allows the DREs ample opportunity to conduct evaluations and maintain skills at peak proficiency.

6.2 A proposed program site should be able to produce enough drug-impaired driving arrests to (1) justify the expense of training the DREs, and (2) provide enough evaluation opportunities for DREs to maintain proficiency.

Commentary: Studies indicate that up to 40 percent of the persons arrested for impaired driving are actually under the influence of drugs, either alone or in combination with alcohol. Thus, a site should produce an adequate number of DUI arrests annually per DRE to provide ample drug evaluation opportunities.

6.3 Prior to implementation of a DEC Program, a site should be located in a state with an implied consent law that

Explicitly allows the chemical test sample to be analyzed to determine the presence and/or concentration of drugs other than alcohol;

Explicitly indicates that the "consent" applies to multiple tests, i.e., that the person is "deemed to have given consent to a test or tests of blood, breath or urine"; and

Empowers the arresting officer and/or the law enforcement agency to select the types of chemical tests to be taken, rather than giving the suspect the option of choosing the tests.

In the absence of an implied consent law, a site must certify that the above three criteria are met and apply to the Technical Advisory Panel for consideration for acceptance to the program.

Commentary: It is pointless to evaluate drivers for drug-induced impairment unless those found to be so impaired can be prosecuted successfully. The requirements for multiple chemical tests are essential because both a breath test and blood or urine tests are integral components of the drug recognition process. In addition to implied consent legislation, the effectiveness of DEC programs is greatly enhanced by legislation that

Allows the fact of a suspect's refusal to submit to the chemical test to be introduced as evidence in court; and

Makes it an offense to drive under the influence of any drug.

6.4 At least eighty percent (80%) of a participating agency's traffic law enforcement officers must be fully trained and proficient in the use of the IACP/NHTSA-approved standardized field sobriety tests, including the horizontal gaze nystagmus test.

Commentary: It is recommended that the agency's SFST training program is consistent with the IACP/NHTSA model curriculum. In particular, the training must contain the specified number of hours and include at least two approved alcohol workshops.

6.5 Participating agencies must maintain accurate and timely records of

- Alcohol and drug-related arrests and convictions;
- Alcohol and drug offense processing time;
- All toxicological examinations; and
- All drug recognition evaluations to include documenting and collecting of basic data which includes, but is not limited to, the name and age of arrestee, date of arrest, sex, the DRE opinion, and the name of evaluator.

Commentary: In order to evaluate critically the effectiveness of the Drug Evaluation and Classification Program, it is necessary that, at a minimum, the above records be maintained. In addition to evaluation purposes, the records may prove beneficial in establishing program validity for court purposes. The IACP and NHTSA has endorsed a data collection software program which DECP states are encouraged to use.

6.6 Participating agencies should have the capability to establish centralized booking or processing of all DUI arrestees.

Commentary: The ideal situation is one in which all persons arrested for DUI are taken to a single location for processing. One or two DREs could then be stationed at that location to ensure prompt access to all suspects apprehended for drug-impaired driving. However, it is feasible for a jurisdiction to have a few centralized processing facilities as long as there are enough DREs to staff them adequately and enough DUI arrests to ensure that the DREs conduct frequent evaluations.

6.7 Each location where DRE evaluations are conducted must have adequate facilities, including

A room sufficiently large to permit unobstructed administration of the Standardized Field Sobriety Tests;

A separate room that can be completely darkened for the eye examination;

Storage space for test data forms, reference documents, blood pressure kits, etc;

Access to breath testing equipment producing on-the-spot results; and

Facilities and materials for collecting blood and/or urine samples.

Commentary: Because of the unique requirements of the DEC Program, it is sometimes more economical for several agencies within a site to share DUI processing facilities. Other desirable characteristics for a DUI processing facility include

Adequate holding cells for arrestees;

Separate interrogation and report writing areas that provide privacy from the general prisoner population; and

Testing facilities that are out of main traffic patterns and allow the drug evaluation process to be performed without interruption or distraction.

6.8 Participating agencies must have access to laboratories that are capable of identifying the presence of the most commonly abused drugs when these drugs are present in sufficient concentrations to produce impairment.

Commentary: Ideally, the laboratories will also be able to identify the concentration of these drugs. In any case, the accuracy of the chemical analysis should be consistent with state-of-the-art drug testing. In other words, screening tests are not sufficient; a jurisdiction should be able to produce a confirmatory analysis. Although either blood or urine samples are acceptable, it is best if the jurisdiction has the ability to test both.

6.9 All agencies and states interested in participating in a Drug Evaluation and Classification Program must have the following endorsements:

The state governor's representative for highway safety;

The chief elected official of each political subdivision to be included in the site;

The commanding officer of each participating law enforcement agency;

The administrative judge of each court that tries people arrested for DUI within the jurisdiction;

The chief prosecuting attorney for each court in the jurisdiction; and

Representatives of any other agencies that would be involved in covering the costs of developing and sustaining the DEC Program.

**DRUG EVALUATION AND CLASSIFICATION PROGRAM
ADMINISTRATIVE GUIDELINES
INTERNATIONAL ASSOCIATION OF CHIEFS OF POLICE**

With grant assistance from the National Highway Traffic Safety Administration (NHTSA), the International Association of Chiefs of Police has developed certification standards and administers the Drug Evaluation and Classification Program. Under these administrative guidelines, it will be the responsibility of the individual and all coordinators to ensure that specific requirements of the standards are met. The staff at the IACP will be responsible for maintaining records, issuing certificates of completion, coordinating certain training-related events and maintaining and updating training materials as required.

The following procedures have been developed by the staff of the International Association of Chiefs of Police for use by agencies participating in the Drug Evaluation and Classification Program and wishing to certify drug recognition experts and instructors in their employ.

Obtaining certification as a drug recognition expert or DRE instructor ensures that an individual meets minimum requirements for training and experience as established by the IACP and the IACP Technical Advisory Panel. The Drug Evaluation and Classification Administrative Guidelines accompany the *International Standards of the Drug Evaluation and Classification Program*.

For the certification process to operate efficiently, it is recommended that coordinators at the agency, and state, and regional levels be identified. The responsibilities of the coordinators may include reviewing the qualifications of the candidate DREs, supplying required documentation that minimum standards have been met, and maintaining individual and program records. The coordination functions may be performed by one person or may be divided among several persons, as operational needs demand.

1. Notification of Candidate Drug Recognition Experts

When an individual has completed all agency application requirements for admission for training as a drug recognition expert, the agency shall provide the following information to the appropriate coordinator:

1. Candidate's name
2. Mailing address
3. Sponsoring agency
4. Social security number
5. Verification that candidate has satisfactorily completed a NHTSA/IACP-approved course in Standardized Field Sobriety Testing

In addition, the appropriate DRE coordinator shall provide the above information to the agency or individual responsible for providing training to ensure that all students meet prerequisites prior to the beginning of the training phase:

State program coordinators shall forward to the IACP staff the above information on all candidate DREs at the following address:

International Association of Chiefs of Police
Division of State and Provincial Police
515 North Washington Street
Alexandria, VA 22314

2. Obtaining Certification as a Drug Recognition Expert

All candidates for certification under the International Drug Evaluation and Certification Program must demonstrate completion of all requirements specified in Section I of the *International Standards of the Drug Evaluation and Classification Program*. Each candidate's progress toward meeting certification requirements shall be documented on the "Certification Progress Log," which shall be supplied to all appropriate DRE coordinators by the IACP staff. Each candidate shall be responsible for maintaining a certification progress log.

Completion of each step in the certification process shall be verified by the signature of at least one certified DRE instructor. Final recommendation for certification must be verified by the signatures of two certified instructors. Upon completion of all certification requirements, copies of the certification progress log shall be forwarded to the agency DRE coordinator and to the state coordinator. The state coordinator shall verify all information on the certification *progress* log and ensure that all entries are correct. The state coordinator shall forward to the IACP staff a copy of each candidate's completed certification progress log.

Upon receipt of the completed certification progress log, the IACP staff shall ensure that all necessary information is complete. Upon verifying that the information is complete, the IACP staff shall forward to the DRE state or TAP regional coordinator a certificate of completion and an identification card signifying that the candidate has met or exceeded all requirements for certification as a drug recognition expert. In the event that proper documentation is not provided, notification will be sent to the state coordinator indicating the specific reasons(s) for non-qualification.

The IACP staff shall maintain records of all certified DREs. Each record will contain the following information:

1. Name
2. Social Security Number
3. Department/agency
4. Mailing address

5. Telephone number
6. Dates of all events specified on the progress log
7. Name(s) of instructors verifying completion of training events
8. Date certificate is awarded
9. Date certification expires

3. Obtaining Certification as DRE Instructor

Candidates for certification as DRE instructors must demonstrate that they meet all requirements specified in Section II of the *International Standards of the Drug Evaluation and Classification Program*. The candidate instructor's progress toward completing certification requirements shall be documented on the form, "DRE Instructor's Certification Progress Log," which shall be supplied by IACP staff to all appropriate DRE coordinators. The individual candidate DRE instructor shall be responsible for maintaining the log.

Completion of each step in the instructor certification phase shall be verified by at least one certified DRE instructor. Upon completion of all certification requirements, copies of the DRE instructor's certification progress log shall be forwarded to the agency DRE coordinator and to the state DRE coordinator. The state DRE coordinator, after verifying that all information on the logs is complete and accurate, shall forward copies of all completed instructors' certification progress logs to the IACP staff.

Upon receipt of the instructor certification progress log, the IACP staff shall verify that all information on the log is complete. Upon verification, the IACP staff shall forward to the state coordinator a certificate of completion signifying that the candidate meets or exceeds all requirements of the Drug Evaluation and Classification Program as a DRE instructor. The IACP staff shall send notification to the state coordinators that the instructor has been certified. In the event that the instructor does not meet all requirements for certification, notification will be sent to the state coordinators indicating the specific reason(s) for non-qualification.

The IACP staff will maintain records of all certified DRE instructors. Each record will contain the following information:

1. Name
2. Social Security Number
3. Department/agency
4. Mailing address
5. Telephone number
6. Dates of all training events specified in the progress log
7. Name(s) of instructors verifying completion of training events
8. Date certificate was awarded
9. All pertinent information relating to the instructor's experience and credentials

Drug recognition expert instructors shall maintain certification as long as DRE certification is maintained. State coordinators will maintain a list of persons designated as associate instructors or as instructor trainers for the Drug Evaluation and Classification Program. In order that the list for instructors and associate instructors may be kept current and, therefore, of use to the participants, agencies hosting DRE training events (pre-schools, DRE training, instructor schools) should provide the state coordinator a list of all instructors and their instruction assignments.

4. Procedures for Recertification of Drug Recognition Experts and DRE Instructors

As specified in Section III of the *International Standards of the Drug Evaluation and Classification Program*, all drug recognition experts must be recertified every two years following original certification. DRE instructors shall maintain their instructor certification as long as DRE certification remains in effect. All applicable recertification standards for DREs shall apply to DRE instructors.

The following process will be utilized to ensure timely notification and compliance with recertification requirements:

1. Eighteen (18) months following the date of original certification, the IACP will send a renewal advisory notice to state DRE coordinators.
2. The DRE shall forward to his state coordinator evidence of completion of all recertification requirements as well as a recertification form signed by his agency coordinator. The state coordinator, after signing the recertification form, will forward a copy to IACP staff.
3. Upon notification that a person has met all requirements under section III of the *International Standards of the Drug Evaluation and Classification Program*, IACP staff shall issue a card recertifying the DRE for a period of two years.

In the event that information verifying completion of recertification requirements is not received by the IACP staff prior to the expiration of certification, the IACP staff will notify the state coordinators that certification has expired. Following expiration of certification, the DRE may renew certification without penalty for a period of one year by providing proof of completion of recertification requirements. A decertified DRE wishing to be reinstated following the expiration of the one-year grace period must complete all training and certification requirements enumerated in Section V of the *International Standards of the Drug Evaluation and Classification Program*.

5. Decertification of Drug Recognition Experts

Decertification of a drug recognition expert may take place if one or more of the following conditions exist:

1. The requirements as enumerated in Section III of the *International Standards of the Drug Evaluation and Classification Program* are not met by the individual DRE, allowing certification to lapse.
2. A DRE voluntarily requests decertification.
3. There is evidence of poor performance, inconsistent findings, or other acts on the part of the DRE that reflect discredit upon the Drug Evaluation and Classification Program.

In the case of a lapse of certification, the procedures in Section 4 of the Administrative Procedures shall be followed.

A DRE wishing to be decertified shall submit a written request through the appropriate agency and state coordinators to the IACP staff. Upon receipt of approval of the request by the state DRE coordinator, IACP staff shall remove the name of the individual from the list of certified DREs.

Agency DRE coordinators shall monitor the performance of DREs within their agencies and shall investigate complaints arising from their activities in the drug evaluation area. When, in the opinion of the agency coordinator, and with the approval of the agency head or his designee, a DRE's actions warrant decertification, the agency shall notify the state coordinator that the DRE is no longer certified within that agency.

Nothing in this procedure should be construed as to prevent an agency from following internal disciplinary or administrative personnel procedures. The IACP staff will maintain records of all decertified DREs and the reason(s) for decertification.

6. Approval of Drug Recognition Training Curricula

The National Highway Traffic Safety Administration (NHTSA) and the International Association of Chiefs of Police (IACP) have developed a course of instruction to train police officers in the techniques of drug recognition. This course of training has been adopted by the IACP as the minimum training requirement for certification for DREs and DRE instructors. NHTSA and IACP are responsible for revising and updating the DRE training curricula.

The course of instruction adopted by the IACP requires a total of seventy-two hours of classroom instruction followed by field certification during which a candidate must participate in a minimum of twelve drug evaluations. In the course of the required drug evaluations, a candidate must encounter and correctly identify subjects under the influence of at least three different categories of drugs. The complete requirements for certification as a DRE are enumerated in Section I of the *International Standards of the Drug Evaluation and Classification Program*.

In recent years, several training programs have been developed by police agencies and commercial training institutions with the aim of training individuals to detect persons impaired by drugs. A number of agencies currently utilize portions of the NHTSA/IACP approved program or variations of it in teaching officers the techniques of detecting the drug-impaired driver.

Section I of the *International Standards of the Drug Evaluation and Classification Program* requires that a candidate for certification complete "...an approved classroom training course which shall, at minimum, achieve the learning objectives as stated in the IACP approved training curriculum." The Highway Safety Committee of the IACP is charged with overseeing the operation and development of the Drug Evaluation and Classification Program. In order to maintain the high standards of the program, the committee has established the Technical Advisory Panel. Responsibilities of this panel, appointed by the IACP Highway Safety Committee, include the review of proposed alternative training programs to determine whether or not course content and learning objectives are consistent with approved standards.

Organizations wishing to submit proposed training curricula for review and approval as equivalent programs for the purpose of certifying individuals as drug recognition experts shall submit lesson plans, visual aids and any other required materials to the IACP staff. The IACP staff will submit the proposed course to the Technical Advisory Panel for evaluation. Courses that meet applicable standards and learning objectives shall be termed as equivalent courses. Completion of said courses shall qualify the candidate for certification as a DRE.