

**STATE OF MAINE**  
**COMMISSION ON GOVERNMENTAL ETHICS**  
**AND ELECTION PRACTICES**



**ANNUAL REPORT**

**1996**

COMMISSION MEMBERS - 1996

**Chairmen**

Robert P. McArthur  
Waterville

Elected March 27, 1992 by unanimous vote of  
Commission Members; reelected May 16, 1994;  
resigned effective May 7, 1996

G. Calvin Mackenzie  
Bowdoinham

Elected May 7, 1996 by unanimous vote of  
Commission Members

**Members**

Daniel J. Bernier  
Waterville

House Democratic Leader Paul F. Jacques

John D. Devine  
Cumberland Foreside

Senate President Jeffrey H. Butland

Nathan L. Grass  
Presque Isle

Senate Republican Leader R. Leo Kieffer

Patricia A. Riley  
Brunswick

House Speaker Dan A. Gwadowsky

Robert E. Tierney  
Camden

House Republican Leader Walter Whitcomb

Richard L. Trafton  
Auburn

Senate Democratic Leader Mark Lawrence

Paul E. Violette  
Portland

Assistant Senate Democratic Leader Beverly Miner Bustin

Peter B. Webster  
Portland

Assistant House Republican Leader Joseph G. Carleton, Jr

**COMMISSION STAFF**

**Administrative**

Marilyn Canavan  
Executive Director  
287-6219

Annette Jones  
Lobbyist Registrar  
287-6221

Dottie Perry  
Candidate Registrar  
287-3024

**Counsel**

Cabanne Howard, Esq.  
Assistant Attorney General  
6 State House Station  
Augusta, Maine 04333  
626-8800

CONTENTS

Overview of the Commission ..... 1-2

Campaign Reports and Finances Activity ..... 3-5

Commission Filings ..... 6

Spending Summaries -- 1996 ..... 7

    State Senate

        Average Cost Graph ..... 8

        Spending Statistics Table ..... 9

        Ten Most Expensive Table ..... 10

        Winning Candidates Table ..... 11

        Cumulative Balance Report ..... 12-13

    State House

        Average Cost Graph ..... 14

        Spending Statistics Table ..... 15

        Fifteen Most Expensive Table ..... 16

        Winning Candidates Table ..... 17-20

        Cumulative Balance Report ..... 21-29

    County Candidates

        Spending Summary Table ..... 30

        Ten Most Expensive Table ..... 30

        Cumulative Balance Report ..... 31-33

    Federal

        U. S. Senate Candidates ..... 34-35

        1st Congressional District Candidates ..... 36

        2nd Congressional District Candidates ..... 37

    Political Action Committees (PACs)

        Expenditures 1988-1996 ..... 38

        Receipts and Expenditures Table ..... 39-42

        Number of Candidate PACs Registered Table ..... 43

        Expenditures of Candidate PACs Graph ..... 44



**Annual Report - 1996**

Lobbyist Disclosure Procedures ..... 45-46  
    Lobby Statistics ..... 47  
    Lobbyist Statistics 1987-1996 Table ..... 48  
    Lobbyist Employers Spending \$20,000 or More Table ..... 49-50  
    Lobbyist Compensation for Two or More Clients Table ..... 51  
    Lobbyists Contracting for Two or More Clients List ..... 53-56  
    1996 Lobbyist Compensation Report ..... 57-73

Laws on Legislative Ethics and Financial Disclosure ..... 74

Informal Advisory Opinions ..... 75-80

Legislation ..... 81-83

Publications ..... 84-85

Assistance to the Commission ..... 86

## OVERVIEW OF THE COMMISSION

**PURPOSE:** The Commission on Governmental Ethics and Election Practices is an independent commission established to guard against corruption or undue influencing of the election process and against acts or the appearance of misconduct by Legislators.

**DUTIES AND RESPONSIBILITIES:** The general duties of the Commission are to investigate and make advisory recommendations to the appropriate body of the Legislature of any apparent violations of the ethical standards set by the Legislature; to issue advisory opinions and guidelines on problems or questions involving possible conflict of interest in matters under consideration by, or pertaining to, the Legislature; and to administer the sources of income disclosure law.

Additional responsibilities of the Commission are to administer and investigate any violations of the requirements for campaign reports and campaign financing, including the provisions of the Maine Clean Election Act and Fund; to conduct biennially, in conjunction with the Attorney General and the Chair of the Legislative Council, an ethics seminar for Legislators; to administer the lobbyist disclosure laws; to administer and ensure effective implementation of the Maine Clean Election Act and Fund according to Title 21-A, chapter 14; to provide for enhanced monitoring and enforcement of election practices; and to institute electronic submission of reports and computerized tracking of campaign, election and lobbying information under the Commission's jurisdiction.

**ORGANIZATION:** The Commission on Governmental Ethics and Election Practices, established by Title 5, section 12004-G, subsection 33, consists of 5 members appointed by the Governor. Members of the public, groups and organizations may nominate qualified individuals to the Governor for appointment to the Commission during a nomination period jointly established by the Governor, the President of the Senate, the Senate Minority Leader, the Speaker of the House of Representatives, and the House Minority Leader. Appointments are subject to review by the joint standing committee of the Legislature having jurisdiction over legal affairs and confirmation by the Legislature.

No more than two members may be enrolled in the same political party. Each member serves a four-year term. A person may not be appointed to the Commission who is a member of the Legislature or who was a member of the previous legislature, or who was a declared candidate for an elective county, state or federal office within two years prior to the appointment, or who holds an elective county, state or federal office, or who is an officer of a political committee, party committee or political action committee.

Pursuant to 1 M.R.S.A. Section 1006, the Commission may call for the aid or assistance in the performance of its duties on the Attorney General, Secretary of State, Department of Audit, or any law enforcement agency in Maine.

**THE STAFF:** The staff of the Commission conducts the daily business of the Commission. An executive director serves as spokesperson and liaison between the Legislature and the Commission, conducts Commission correspondence, makes findings and recommendations, tracks legislation, prepares fiscal notes, conducts preliminary investigations, drafts legislation, and prepares and edits Commission publications.

A lobbyist registrar processes the registrations of lobbyists and political action committees (PAC), prepares lobbyist and PAC registers, compiles and prepares statistics, and advises lobbyists and others with regard to the provisions of the lobbyist and PAC laws.

An candidate registrar processes registrations and reports, assists candidates and others in completing reports, advises candidates as to their legal obligations, prepares agenda materials, monitors filings, audits reports, and prepares statistics.

Although the Commission is empowered to investigate violations of the laws on campaign financing and legislative ethics, it has no investigative staff. Thus, it relies largely on the Attorney General's Office for assistance in this area.

**RECORDS:** The staff devotes considerable time to creating, maintaining, and organizing records for public inspection. The following records are made available for public review: campaign finance reports of county, state, and gubernatorial candidates; candidates for Federal office; party committees; political action committees; and lobbyists. Also on file are financial disclosure statements of federal officials and members of the Legislature, minutes of Commission meetings, and advisory opinions. Reports filed with the Commission may be copied for a modest fee.

**OFFICE LOCATION:** The Commission office is located in Room 114 of the State Office Building in Augusta. The quarters permit efficient use of space and contain an expanded report review area as well as much needed storage space.

## CAMPAIGN REPORTS AND FINANCES LAW

The campaign finance laws require candidates for state, county, gubernatorial, and federal office and political action committees organized within the State to register and to report their campaign contributions and expenditures to the Commission. Out-of-state political action committees making contributions to Maine candidates are subject to the reporting laws as well.

### ACTIVITY DURING 1996

**Registrations:** During the year ending December 31, 1996, the Commission Staff processed at total of 580 registrations for candidates seeking election to state, county, and congressional offices. A total of 83 candidates competed for election to fill 35 State Senate vacancies; 379 candidates registered for election to fill 151 State House of Representatives seats; 12 candidates competed for a single United States Senate vacancy; 4 candidates sought election in the First District United States Congressional race; and 3 candidates vied for the Second District United States Congressional position.

**Educational and Informational Activities:** The election year was an especially busy one for the Commission. Throughout the year, the staff communicated regularly with state and county candidates advising them of their legal obligations. In April, general reporting instructions were mailed, together with standardized forms, filing schedules, and other useful information.

Prior to each of the four (4) statutory filing dates, reminders were mailed. In all, over 4,000 election year notices went out to candidates, treasurers and committees during 1996.

A substantial part of the Commission Staff's daily workload involves advising candidates and treasurers on how to complete reports and providing informal advice regarding the requirements of the law. Assistance is provided both in person and by phone. The Staff also routinely advised other individuals including legislative staff personnel, members of the general public, students, scholars, and reporters, to name a few. At peak times, the Commission's small staff handled as many as 50 inquiries a day. To ensure the accuracy of the advice provided, Staff members conferred with the Commission or with the Attorney General on questions of law that are subject to interpretation and where no prior ruling exists. The Staff also actively assisted persons to inspect various reports filed with the Commission.

The Commission Staff collaborated again with the Secretary of State's Office to produce a candidate "guide" to understanding the reporting laws. The informational pamphlet details the requirements of Maine's election laws and "walks" the candidate through the entire reporting process. During the election year, over 600 copies of the pamphlet were distributed to candidates, treasurers, and others.

**Annual Report - 1996**

Another aspect of the Commission's information program involved the distribution of lists of political action committees, lobbyists, candidates, and treasurers.

**Enforcement Activity:** The monitoring of reports is a key element of the Commission's election year program. Although the staff lacks the resources to conduct in-depth compliance audits, it carefully reviews each registration and report for timeliness and accuracy. Following that review, each person who files a late report is notified of the violation and advised of his or her right to a hearing before the full Commission.

During Calendar Year 1996, the Commission ruled on the late filings of 26 candidates, 6 political action committees, 3 party committees, and 23 lobbyists. The disposition of those cases was as follows:

<u>Filing Entity</u>	<u>Full Penalty Assessed</u>	<u>Penalty Waived in Part</u>	<u>Full Penalty Waived</u>
Candidates	25*	1	0
PACs	4	2	0
Party Committees	0	2	1
Lobbyists	8	13	2

\* An additional 13 Candidates were referred to the Attorney General's Office for violation of the requirement to file campaign finance reports within 30 days of the report due date.

\*\*\*\*\*

**Complaints:** A person may apply in writing to the Commission requesting an investigation concerning the registration or report of a candidate, treasurer, political committee or political action committee. Each such request is acknowledged and subsequently pursued if the nature of the claim is relevant to the Commission's jurisdiction, and the reasons stated for the request show sufficient grounds for believing a violation may have occurred. A preliminary investigation may be conducted and findings made. The findings, together with a recommendation, are presented by the staff to the full Commission which then is responsible for deciding the merits of each case. In the conduct of investigations, the Commission may subpoena witnesses and records and take evidence under oath.

**During 1996,** the Commission received 15 complaints concerning alleged violations of the campaign finance laws. The disposition of these cases was as follows:

One complaint was deemed to be outside the Commission's jurisdiction. Of the remaining complaints, nine concerned "attribution" violations. Eight of those cases were dismissed either because the respondents provided remedy within 10 days of receiving notice of the violation or because the Commission found no violation of the law to have occurred, hence no penalty was assessed. In one case where a violation was found to have occurred and no remedy was made, a penalty was assessed. Three cases involving alleged violations of political action committee reporting requirements were dismissed pursuant to a finding of no violation. The State Auditor, on behalf of the Commission, conducted audits/investigations of two political action committees. The Commission accepted the recommendations of the Auditor, in one case assessing civil penalties for reporting violations, and in the other case directing remedial actions to be taken by the committee.

\*\*\*\*\*

**Post-Election Year Filings:** The post-election filings of primary and general election candidates revealed that 164 candidates ended the election year with active campaign accounts. Under the law, the disposition of any surplus or deficit of more than \$50 remaining in a candidate's account must be disclosed in semiannual reports. To ensure compliance, the Commission staff notifies each candidate subject to post-election year requirements of the filing requirements. As with election year reports, filings are monitored for timeliness.

Following the election year, the staff carefully examines each election report to detect any technical errors that may have been missed earlier. When a report is found to be deficient, the candidate's treasurer is notified and asked to make corrections in the form of an amended report.

The final audit is an important step in ensuring that the figures published in the Commission's official election report (pp. 7-44 of this report) are accurate. The audit of campaign finance reports during the 1996 election season resulted in the identification of errors in approximately 25% of the filed reports that required amendment. Correction notices were mailed or telephone contact made, depending upon the complexity of the error that required amendment.

**Election Year Planning:** Once work on the instant election year season (including preparation of the annual report) has been completed, planning begins for the next election year cycle. Preparations involve updating written guidelines, instructions, and reporting forms; and compiling new filing schedules.

**Municipal Candidates/Party Committees:** Prior to the start of each election year, the staff distributes revised reporting forms and instructions to state party committees and to municipal clerks in those cities and towns where candidates for public office are governed by the State campaign finance law.

\*\*\*\*\*

## COMMISSION FILINGS

The following summarizes the type and number of reports processed by the staff during 1996:

Filing Entity	Number of Filings Processed in 1996
<b>Campaign Finance</b>	
Registrations:	
State/County/Gubernatorial/Federal Candidates	573
Political Action Committees	34
Reports:	
State and County Candidates	1,946
Gubernatorial Candidates	
Federal Candidates	80
State/County PACs	664
Federal PACs	505
Party Committees:	
State/County Accounts	40
Federal Accounts	10
Independent Expenditures	3
Fair Campaign Practices Code	254
<b>Lobbyist Disclosure</b>	
Registrations	292
Monthly/Annual Disclosure Reports	2,210
Requests for Nonsession Waiver	187
Termination Reports	17
<b>Legislative Ethics</b>	
Sources of Income Statements	369
<b>Total Number Processed</b>	<b>7,184</b>

### SPENDING SUMMARIES - 1996

Spending summaries for the 1996 election year are shown on the following pages. Figures have not been adjusted for inflation. The chart on page 8 shows that on average, a Senate seat cost \$22,252.00 in 1996 -- less than in the last two election years of 1994 and 1992. It should be noted that the 1992 average is skewed by one race that cost \$133,000. Thus, the median figures are a more accurate representation of long term activity. The median figures show that median Senate costs have increased steadily over the past decade, with costs reaching a record high of \$23,001.00 in 1996. Based on these figures, it may be anticipated that the cost of running for election to the Maine State Senate will continue to increase in the future.

On the House side, both average and median costs for the 1996 elections increased over the 1994 election year, after that year saw a decline in comparison to 1992 (see page 14). One explanation for the drop in spending in 1994 by House of Representatives candidates may have been the relative reduction in the amount of campaign contributions made to many individual candidates in a year that saw an exceptionally large field of congressional and gubernatorial candidates compete for funds.

The number of registered candidate PACs declined from a record high of 76 in 1994 to 69 in 1996, and overall spending for these PACs declined slightly to \$765,776 compared to the 1994 level of \$776,614. The highest level of candidate PAC spending remains \$968,845 in 1990.

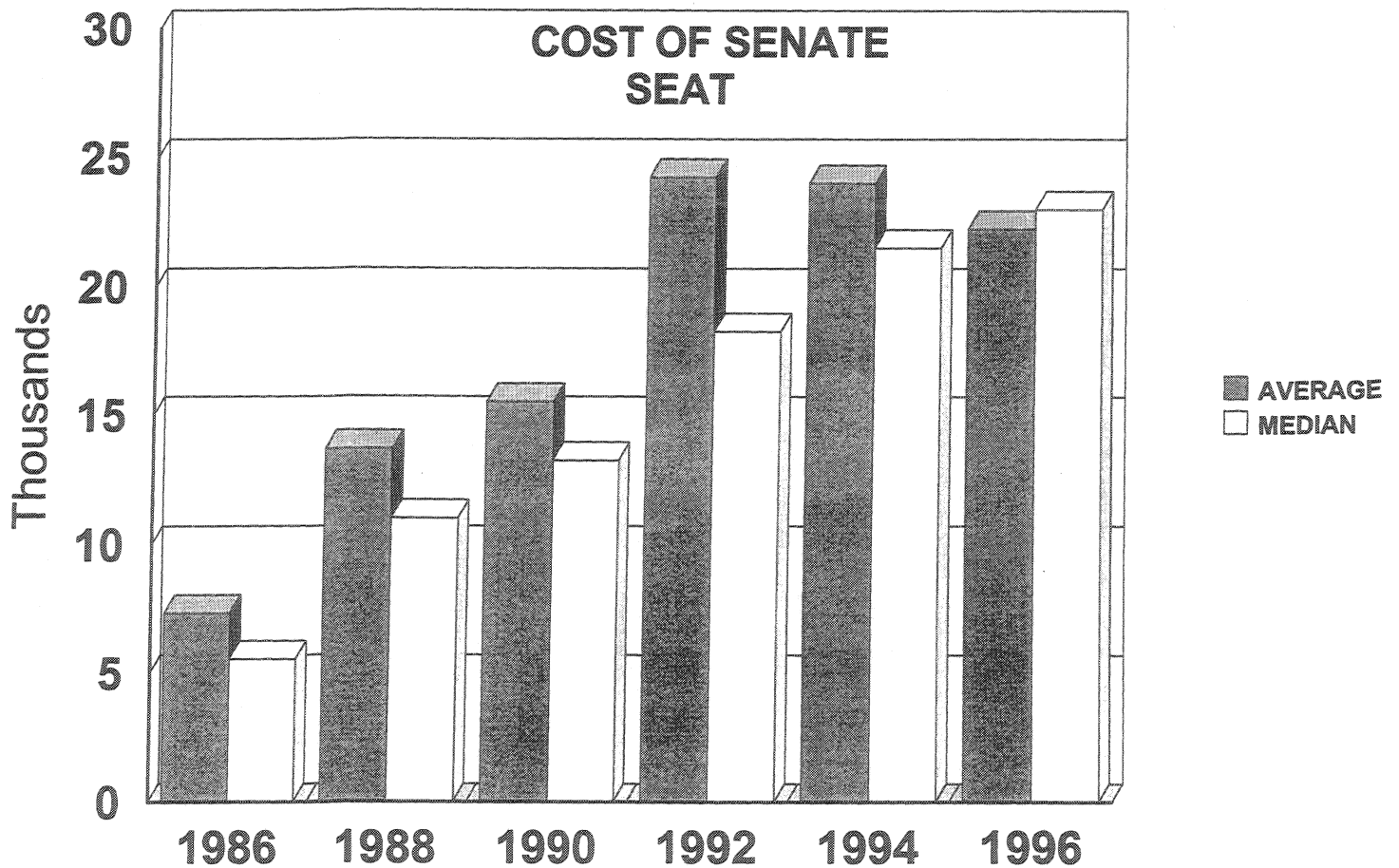
\*\*\*\*\*



# Maine State Legislature

## Winning Candidates - Senate

<u>YEAR</u>	<u>AVERAGE</u>	<u>MEDIAN</u>
1986	7,346.00	5,550.00
1988	13,701.78	11,019.15
1990	15,515.67	13,246.05
1992	24,246.81	18,253.23
1994	24,014.78	21,515.71
1996	22,252.00	23,001.00



COMMISSION ON GOVERNMENTAL ETHICS AND ELECTION PRACTICES

SPENDING STATISTICS  
SENATE CANDIDATES

1988 - 1996

Election Year	Number of Candidates	Total Expenditures
1988	78	\$891,411
1990	76	\$988,783
1992	92	\$1,559,824
1994	86	\$1,571,123
1996	83	\$1,333,164

A small percentage of the expenditure totals shown above represent the transfer of funds between candidates. Since the totals include both the receipt and expenditure of these funds, the figures are slightly inflated. The inflation rate due to transfers is estimated to be approximately 2 percent each election year.

*Total Contributions  
Reported 1996 =  
\$1,414,957*

COMMISSION ON GOVERNMENTAL ETHICS AND ELECTION PRACTICES

1996 ELECTION

AVERAGE COST FOR SENATE SEAT - \$22,252

MEDIAN COST FOR SENATE SEAT - \$23,001

\* \* \* \* \*

TEN MOST EXPENSIVE SENATE CAMPAIGNS

	District	Candidate	Expenditures
1.	27	I. Joel Abromson	\$58,696.23
2.	12	Rochelle Pingree	\$51,262.49
3.	7	Mary R. Cathcart	\$47,808.20
4.	32	Leo G. Martin*	\$38,937.32
5.	3	Cheryl L. Russell*	\$34,702.14
6.	18	Sharon Treat	\$34,294.32
7.	6	Richard P. Ruhlin	\$31,529.79
8.	16	Marjorie L. Kilkelly	\$31,469.23
9.	31	Joan M. Pendexter*	\$29,589.71
10.	15	Beverly C. Daggett	\$29,343.82

\* Unsuccessful candidates

**1996 ELECTION**

**EXPENDITURES OF WINNING SENATE CANDIDATES**

	DISTRICT	CANDIDATE	EXPENDITURES
1.	27	ABROMSON	58,696.23
2.	12	PINGREE	51,262.49
3.	7	CATHCART	47,808.20
4.	18	TREAT	34,294.32
5.	6	RUHLIN	31,529.79
6.	16	KILKELLY	31,469.23
7.	15	DAGGETT	29,343.82
8.	10	MITCHELL	26,849.78
9.	31	PENDLETON	26,842.28
10.	25	BENNETT	26,737.89
11.	3	MICHAUD	25,879.34
12.	30	AMERO	25,848.81
13.	32	LAFOUNTAIN	25,770.18
14.	34	LIBBY	24,016.39
15.	20	NUTTING	23,170.27
16.	26	BUTLAND	23,102.45
17.	9	MURRAY	23,072.40
18.	23	HARRIMAN	23,000.59
19.	2	KIEFFER	21,775.77
20.	11	LONGLEY	20,533.96
21.	4	CASSIDY	19,550.17
22.	35	LAWRENCE	19,379.93
23.	5	GOLDTHWAIT	16,325.95
24.	33	MACKINNON	15,925.37
25.	8	HALL	14,108.26
26.	29	O'GARA	14,004.67
27.	22	CLEVELAND	13,119.20
28.	24	FERGUSON	12,975.50
29.	21	JENKINS	12,565.00
30.	19	SMALL	9,648.22
31.	17	BENOIT	9,486.89
32.	13	MILLS	7,404.70
33.	28	RAND	6,294.22
34.	1	PARADIS	5,524.25
35.	14	CAREY	1,488.70
<b>TOTAL EXPENDITURES</b>			<b>\$778,805.22</b>

Average cost - \$22,252

Median cost - \$23,001

Cumulative Balance Report to Date  
Date Printed: 09/26/97

Candidates for State Senate

Dist.	Candidate	Total Contributions	Total Expenditures	** Repayments deducted† **Current Loans	Cash Balance
1	Connors-Carlson S.	\$1,685.00	\$1,685.00	\$0.00	\$0.00
1	Paradis J.	\$7,310.00	\$5,524.25	\$0.00	\$1,785.75
2	Kieffer R.	\$30,855.63	\$21,775.77	\$0.00	\$9,079.86
2	McLaughlin E.	\$3,424.00	\$3,975.84	\$800.00	\$248.16
2	Nadeau C.	\$0.00	\$0.00	\$0.00	\$0.00
3	Hollis H.	\$0.00	\$0.00	\$0.00	\$0.00
3	Michaud M.	\$25,719.06	\$25,879.34	\$210.00	\$49.72
3	Russell C.	\$33,763.35	\$34,702.14	\$1,500.00	\$561.21
4	Brennan T.	\$334.67	\$334.67	\$0.00	\$0.00
4	Cassidy V.	\$19,590.00	\$19,550.17	\$0.00	\$39.83
4	Cole D.	\$5,169.24	\$5,946.56	\$1,455.73	\$678.41
5	Goldthwait J.	\$20,984.61	\$16,325.95	\$0.00	\$4,658.66
5	Pinkham R.	\$18,574.38	\$17,341.16	\$0.00	\$1,233.22
6	Baxter S.	\$12,306.95	\$12,306.95	\$0.00	\$0.00
6	Ruhlin R.	\$29,104.92	\$31,529.79	\$2,424.87	\$0.00
7	Carr R.	\$29,032.86	\$29,032.86	\$0.00	\$0.00
7	Cathcart M.	\$48,034.47	\$47,808.20	\$0.00	\$226.27
7	Gallant E.	\$5,346.91	\$5,336.00	\$0.00	\$10.91
7	Pearson M.	\$5,814.62	\$5,814.62	\$0.00	\$0.00
8	Gould R.	\$13,596.76	\$12,732.86	\$0.00	\$863.90
8	Hall S.	\$18,803.01	\$14,108.26	\$0.00	\$4,694.75
9	Murray R.	\$25,996.97	\$23,072.40	\$0.00	\$2,924.57
9	Sawyer W.	\$29,105.45	\$29,105.45	\$0.00	\$0.00
10	Mitchell B.	\$27,925.04	\$26,849.78	\$0.00	\$1,075.26
10	Tardy R.	\$23,815.00	\$23,788.52	\$0.00	\$26.48
11	Longley S.	\$24,708.28	\$20,533.96	\$0.00	\$4,174.32
11	Weser L.	\$10,469.36	\$10,469.36	\$0.00	\$0.00
12	Garnett R.	\$7,785.33	\$7,779.92	\$0.00	\$5.41
12	Pingree R.	\$51,329.00	\$51,262.49	\$0.00	\$66.51
13	Mills S.	\$6,730.63	\$7,404.70	\$707.57	\$33.50
13	York G.	\$733.00	\$712.13	\$0.00	\$20.87
14	Carey R.	\$1,513.47	\$1,488.70	\$0.00	\$24.77
15	Daggett B.	\$29,939.19	\$29,343.82	\$0.00	\$595.37
15	Edwards J.	\$278.15	\$278.15	\$0.00	\$0.00
15	Moss W.	\$21,932.12	\$29,189.24	\$7,257.12	\$0.00
16	Harris J.	\$22,967.95	\$22,507.41	\$0.00	\$460.54
16	Kilkelly M.	\$31,474.67	\$31,469.23	\$0.00	\$5.44
17	Benoit J.	\$9,486.89	\$9,486.89	\$0.00	\$0.00
17	Burrill J.	\$5,682.02	\$6,771.78	\$1,089.76	\$0.00
18	Rheaume P.	\$18,364.77	\$18,364.77	\$0.00	\$0.00
18	Treat S.	\$34,331.75	\$34,294.32	\$0.00	\$37.43
19	Dionne J.	\$2,759.50	\$1,905.46	\$0.00	\$854.04
19	Small M.	\$11,522.93	\$9,648.22	\$0.00	\$1,874.71
20	Madden E.	\$2,047.42	\$2,044.48	\$0.00	\$2.94

Cumulative Balance Report to Date  
Date Printed: 09/26/97

Candidates for State Senate

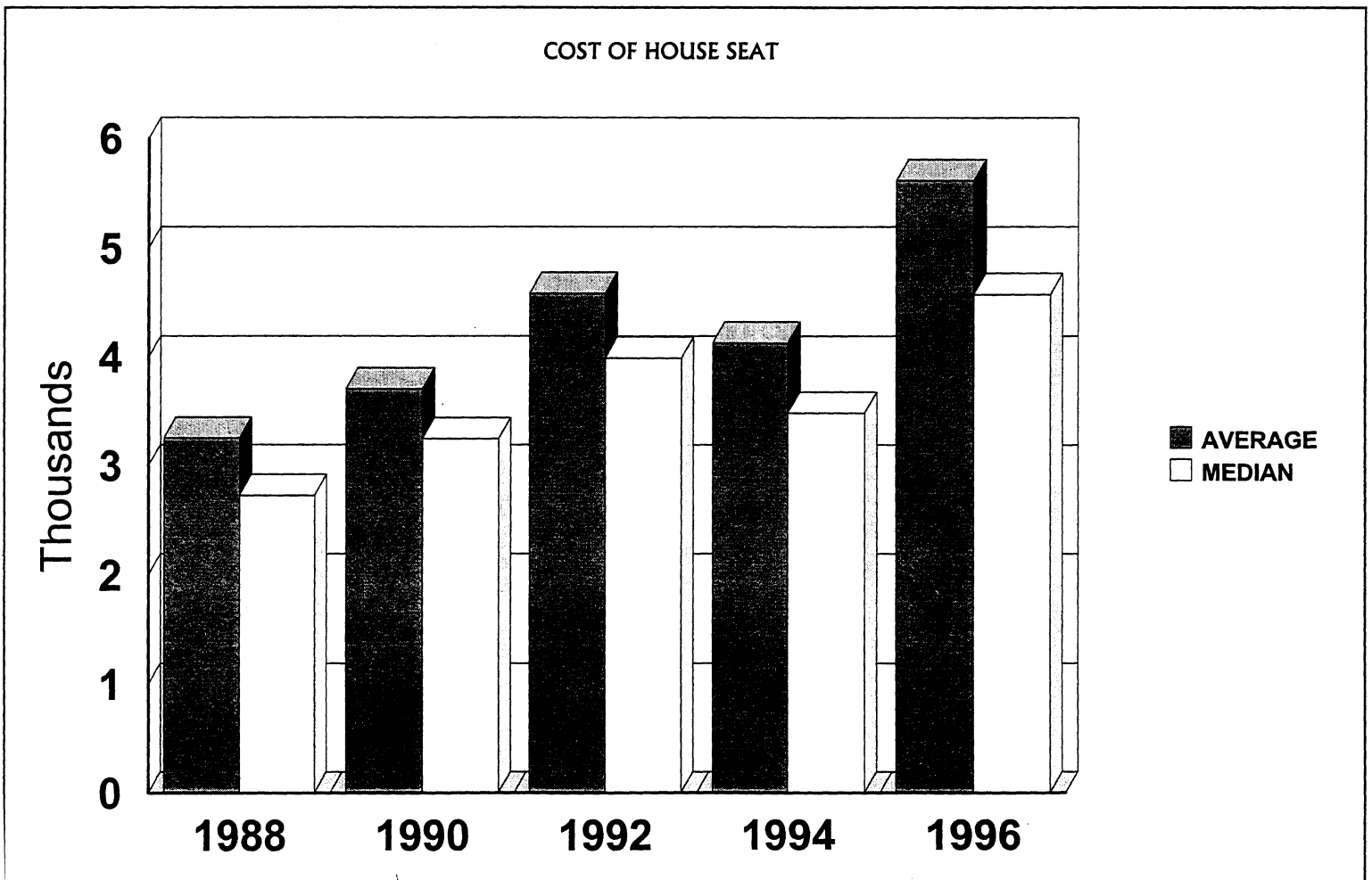
Dist.	Candidate		Total Contributions	Total Expenditures	** Repayments deducted: **Current Loans	Cash Balance
20	Nutting	J.	\$23,170.27	\$23,170.27	\$0.00	\$0.00
20	Stevens	A.	\$26,921.75	\$26,261.23	\$0.00	\$660.52
21	Jenkins	J.	\$12,565.00	\$12,565.00	\$0.00	\$0.00
21	Madore	P.	\$9,690.00	\$9,690.00	\$0.00	\$0.00
22	Cleveland	J.	\$13,991.39	\$13,119.20	\$0.00	\$872.19
22	Stricker	S.	\$15,977.43	\$15,674.71	\$0.00	\$302.72
23	Harriman	P.	\$51,878.13	\$23,000.59	\$0.00	\$28,877.54
23	Portela	J.	\$17,315.00	\$17,194.94	\$0.00	\$120.06
24	Bryant	B.	\$0.00	\$0.00	\$0.00	\$0.00
24	Ferguson	N.	\$16,445.15	\$12,975.50	\$0.00	\$3,469.65
24	Lothrop	D.	\$6,390.38	\$5,973.49	\$0.00	\$416.89
25	Bennett	R.	\$30,661.76	\$26,737.89	\$0.00	\$3,923.87
25	Sessions	B.	\$5,727.08	\$5,398.75	\$0.00	\$328.33
26	Butland	J.	\$28,573.55	\$23,102.45	\$0.00	\$5,471.10
26	Williams	F.	\$5,478.44	\$7,442.43	\$1,963.99	\$0.00
27	Abromson	J.	\$65,243.71	\$58,696.23	\$0.00	\$6,547.48
27	Marley	B.	\$22,823.37	\$25,912.01	\$3,088.64	\$0.00
28	Hopkins	D.	\$0.00	\$0.00	\$0.00	\$0.00
28	Rand	A.	\$6,773.01	\$6,294.22	\$0.00	\$478.79
29	Hillock	K.	\$2,786.56	\$2,767.49	\$0.00	\$19.07
29	O'Gara	W.	\$16,687.18	\$14,004.67	\$0.00	\$2,682.51
30	Amero	J.	\$34,578.05	\$25,848.81	\$0.00	\$8,729.24
30	Kosinski	A.	\$432.44	\$432.44	\$0.00	\$0.00
31	Pendexter	J.	\$37,649.90	\$29,589.71	\$0.00	\$8,060.19
31	Pendleton	P.	\$26,899.12	\$26,842.28	\$0.00	\$56.84
31	Truman	P.	\$4,079.14	\$4,079.14	\$0.00	\$0.00
32	LaFountain	L.	\$26,319.52	\$25,770.18	\$0.00	\$549.34
32	Martin	L.	\$38,937.32	\$38,937.32	\$0.00	\$0.00
33	Allain	J.	\$936.52	\$924.31	\$0.00	\$12.21
33	Demers	P.	\$355.00	\$362.00	\$7.00	\$0.00
33	Herlihy	J.	\$847.29	\$847.29	\$0.00	\$0.00
33	MacKinnon	B.	\$17,075.29	\$15,925.37	\$0.00	\$1,149.92
33	Paul	G.	\$28,998.99	\$28,779.61	\$0.00	\$219.38
34	Baker	E.	\$675.00	\$1,994.88	\$1,359.88	\$40.00
34	Holt	B.	\$22,824.36	\$23,364.36	\$569.72	\$29.72
34	Libby	J.	\$18,890.17	\$24,016.39	\$5,126.22	\$0.00
34	Lord	W.	\$9,505.86	\$9,505.86	\$0.00	\$0.00
35	Lawrence	M.	\$19,403.64	\$19,379.93	\$0.00	\$23.71
35	Murphy	E.	\$17,101.17	\$17,101.17	\$0.00	\$0.00

*Total*

# Maine State Legislature

## Winning Candidates - House

<u>YEAR</u>	<u>AVERAGE</u>	<u>MEDIAN</u>
1988	3,256.87	2,728.51
1990	3,710.98	3,250.33
1992	4,588.85	3,993.66
1994	4,134.67	3,487.83
1996	5,617.00	4,578.00



COMMISSION ON GOVERNMENTAL ETHICS AND ELECTION PRACTICES

SPENDING STATISTICS  
HOUSE CANDIDATES

1988 - 1996

Election Year	Number of Candidates	Total Expenditures
1988	338	\$826,537
1990	325	\$946,986
1992	367	\$1,139,844
1994	360	\$1,105,064
1996	379	\$1,487,346

A small percentage of the expenditure totals shown above represent the transfer of funds between candidates. Since the totals include both the receipt and expenditure of these funds, the figures are slightly inflated. The inflation rate due to transfers is estimated to be approximately 2 percent each election year.

Total Contributions  
Reported =  
\$1,563,382



COMMISSION ON GOVERNMENTAL ETHICS AND ELECTION PRACTICES

1996 ELECTION

AVERAGE COST FOR HOUSE SEAT - \$5,617

MEDIAN COST FOR HOUSE SEAT - \$4,578

\* \* \* \* \*

FIFTEEN MOST EXPENSIVE HOUSE CAMPAIGNS

	District	Candidate	Expenditures
1.	116	Richard H. Campbell	\$22,273.96
2.	34	Annette M. Hoglund*	\$21,751.07
3.	31	Michael V. Saxl	\$20,482.93
4.	145	James O. Donnelly	\$20,113.32
5.	7	Joseph G. Carleton Jr.	\$17,259.00
6.	24	Peter E. Cianchette	\$14,481.94
7.	92	Scott W. Cowger	\$13,960.88
8.	25	Jean Ginn Marvin	\$13,895.58
9.	81	June C. Meres	\$13,822.47
10.	43	Adam Mack	\$13,736.28
11.	117	Willard C. Farnham*	\$13,141.30
12.	56	Wendy Pieh	\$12,801.31
13.	42	David J. Perkins*	\$12,743.58
14.	61	Richard N. Simoneau*	\$12,634.54
15.	92	William G. Guerette*	\$11,970.12

\* Unsuccessful candidates

**1996 ELECTION**

**EXPENDITURES OF WINNING HOUSE CANDIDATES**

	<b>DISTRICT</b>	<b>CANDIDATE</b>	<b>EXPENDITURES</b>
1.	116	CAMPBELL	22,273.96
2.	31	SAXL	20,482.93
3.	145	DONNELLY	20,113.32
4.	7	CARLETON	17,259.00
5.	24	CIANCHETTE	14,481.94
6.	92	COWGER	13,960.88
7.	25	MARVIN	13,895.58
8.	81	MERES	13,822.47
9.	43	MACK	13,736.28
10.	56	PIEH	12,801.31
11.	102	VIGUE	11,850.03
12.	70	CAMERON	11,234.68
13.	95	MADORE	10,756.21
14.	118	PERRY	10,754.08
15.	96	O'BRIEN	10,651.04
16.	127	POVICH	10,316.65
17.	117	BAKER	10,024.35
18.	58	HONEY	9,992.79
19.	106	BUMPS	9,881.36
20.	119	BRAGDON	9,617.80
21.	50	DAVIDSON	9,582.46
22.	40	FISK	9,460.45
23.	120	SAXL	9,228.80
24.	38	BRUNO	9,155.89
25.	54	MAYO	8,788.41
26.	122	WINN	8,663.00
27.	65	BARTH	8,411.43
28.	114	PLOWMAN	8,230.68
29.	48	BULL	8,018.02
30.	63	POWERS	8,008.96
31.	12	MCALEVEY	7,887.31
32.	33	QUINT	7,753.63
33.	42	TAYLOR	7,736.91
34.	20	KERR	7,701.66
35.	57	RINES	7,684.98
36.	15	O'NEAL	7,623.78
37.	138	LANE	7,491.03
38.	134	GOODWIN	7,423.43
39.	68	WINSOR	7,264.08
40.	39	KONTOS	7,240.39

41.	10	TUTTLE	6,854.56
42.	91	COLWELL	6,718.73
43.	66	DEXTER	6,692.51
44.	71	SNOWE-MELLO	6,625.59
45.	3	WHEELER	6,491.74
46.	17	JOYCE	6,381.63
47.	82	WATSON	6,066.03
48.	49	PINKHAM	6,028.15
49.	100	GAGNON	6,026.90
50.	2	OTT	5,952.72
51.	74	BOLDUC	5,949.51
52.	94	MITCHELL	5,947.78
53.	34	GIERINGER	5,863.68
54.	147	BELANGER	5,763.04
55.	13	JOYNER	5,731.49
56.	72	WINGLASS	5,567.85
57.	21	LOVETT	5,467.10
58.	133	BAGLEY	5,462.40
59.	16	KANE	5,406.94
60.	123	STEVENS	5,375.00
61.	61	SKOGLUND	5,368.54
62.	37	BRENNAN	5,339.32
63.	107	BROOKS	5,272.98
64.	79	MCKEE	5,258.31
65.	62	CHARTRAND	4,991.59
66.	101	TESSIER	4,981.81
67.	77	LAVERDIERE	4,979.15
68.	5	WRIGHT	4,951.66
69.	11	NASS	4,933.77
70.	85	BODWELL	4,869.67
71.	110	MCELROY	4,815.62
72.	80	FULLER	4,806.85
73.	44	BUCK	4,806.77
74.	130	JONES	4,682.59
75.	115	FISHER	4,578.02
76.	52	TRIPP	4,562.50
77.	41	FOSTER	4,518.36
78.	26	MUSE	4,495.33
79.	143	WHEELER	4,458.34
80.	75	NICKERSON	4,367.22
81.	69	GAGNE	4,300.76
82.	104	JONES	4,289.33
83.	23	LABRECQUE	4,240.51
84.	111	JONES	4,239.86

85.	109	BERRY	4,186.48
86.	32	FARNSWORTH	4,159.26
87.	6	CHICK	4,153.94
88.	144	KNEELAND	4,099.56
89.	46	WATERHOUSE	4,054.37
90.	73	GERRY	4,044.35
91.	1	LEMONT	4,022.83
92.	103	POULIN	4,011.13
93.	47	THOMPSON	4,006.53
94.	60	SAVAGE	3,990.74
95.	86	MAILHOT	3,928.71
96.	76	SAMSON	3,918.67
97.	113	BIGL	3,847.14
98.	125	KASPRZAK	3,763.30
99.	136	BUNKER	3,746.22
100.	8	MURPHY	3,736.03
101.	128	PERKINS	3,716.00
102.	108	STEDMAN	3,702.11
103.	59	SPEAR	3,694.20
104.	78	GOOLEY	3,637.99
105.	27	MORGAN	3,595.61
106.	51	ETNIER	3,579.65
107.	84	CHIZMAR	3,571.57
108.	151	BELANGER	3,506.42
109.	137	SANBORN	3,479.16
110.	99	JABAR	3,436.27
111.	64	UNDERWOOD	3,384.25
112.	140	CLARK	3,377.63
113.	124	TREADWELL	3,314.12
114.	142	CLUKEY	3,170.36
115.	55	PEAVEY	3,076.79
116.	131	LAYTON	3,026.04
117.	9	PAUL	3,002.00
118.	67	BAKER	3,001.60
119.	129	VOLENIK	2,934.61
120.	139	STANLEY	2,842.88
121.	105	LINDAHL	2,724.44
122.	83	GREEN	2,633.43
123.	126	TOBIN	2,511.20
124.	28	USHER	2,427.86
125.	4	MACDOUGALL	2,409.09
126.	36	TOWNSEND	2,377.44
127.	53	SHIAH	2,376.00
128.	88	LEMAIRE	2,357.29

129.	121	DUNLAP	2,355.80
130.	146	DESMOND	2,291.74
131.	93	BERRY	2,248.28
132.	135	DRISCOLL	2,226.44
133.	98	HATCH	1,929.77
134.	90	BOUFFARD	1,831.86
135.	30	MITCHELL	1,823.43
136.	87	SHANNON	1,789.99
137.	14	VEDRAL	1,685.69
138.	112	CROSS	1,667.34
139.	45	TRUE	1,636.62
140.	141	JOY	1,535.49
141.	132	PINKHAM	1,371.84
142.	149	SIROIS	1,215.27
143.	97	RICHARD	1,163.22
144.	148	O'NEAL	1,096.00
145.	22	PENDLETON	1,054.26
146.	35	ROWE	948.60
147.	150	AHEARNE	890.93
148.	19	DUTREMBLE	835.06
149.	89	GAMACHE	200.00
150.	18	FRECHETTE	50.00
151.	29	LEMKE	0.00
<b>TOTAL EXPENDITURES</b>			<b>\$848,127.07</b>

Average cost - \$5,617

Median cost - \$4,578

Cumulative Balance Report to Date  
Date Printed: 09/26/97

Candidates for State Representative

Dist.	Candidate	Total Contributions	Total Expenditures	** Current Loans	** Repayments deducted† Cash Balance
1	Edelman B.	\$0.00	\$0.00	\$0.00	\$0.00
1	Lemont K.	\$9,243.64	\$4,022.83	\$0.00	\$5,220.81
2	McIntire R.	\$2,200.11	\$2,200.11	\$0.00	\$0.00
2	Ott D.	\$6,251.99	\$5,952.72	\$0.00	\$299.27
3	Marshall J.	\$6,364.83	\$6,749.04	\$0.00	-\$384.21
3	Wheeler G.	\$6,457.25	\$6,491.74	\$0.00	-\$34.49
4	MacDougall J.	\$2,946.14	\$2,409.09	\$0.00	\$537.05
4	McDermott D.	\$3,050.00	\$3,039.03	\$0.00	\$10.97
4	Sheldrake W.	\$155.87	\$155.87	\$0.00	\$0.00
5	Elton M.	\$3,083.78	\$2,295.16	\$0.00	\$788.62
5	Wright T.	\$5,336.00	\$4,951.66	\$0.00	\$384.34
6	Chadbourne R.	\$2,336.80	\$2,889.24	\$549.14	-\$3.30
6	Chick H.	\$4,153.94	\$4,153.94	\$0.00	\$0.00
7	Bouzianis G.	\$0.00	\$0.00	\$0.00	\$0.00
7	Carleton J.	\$21,097.00	\$17,259.00	\$0.00	\$3,838.00
8	Murphy T.	\$3,734.26	\$3,736.03	\$3.25	\$1.48
8	Perkins K.	\$5,189.99	\$5,163.44	\$0.00	\$26.55
8	Phipps R.	\$0.00	\$0.00	\$0.00	\$0.00
9	Carr R.	\$2,373.92	\$2,373.92	\$0.00	\$0.00
9	Paul N.	\$3,499.00	\$3,002.00	\$0.00	\$497.00
10	Carpenter D.	\$11,535.00	\$8,938.23	\$0.00	\$2,596.77
10	Tuttle J.	\$6,891.48	\$6,854.56	\$0.00	\$36.92
11	Nass R.	\$6,701.43	\$4,933.77	\$0.00	\$1,767.66
11	Therianos D.	\$3,472.74	\$3,472.74	\$0.00	\$0.00
12	Libby S.	\$11.63	\$11.63	\$0.00	\$0.00
12	McAlevey M.	\$7,477.31	\$7,887.31	\$415.00	\$5.00
12	Monteith J.	\$0.00	\$0.00	\$0.00	\$0.00
13	Joyner J.	\$6,560.00	\$5,731.49	\$0.00	\$828.51
13	McGonigle D.	\$4,343.82	\$4,343.82	\$0.00	\$0.00
14	Peters L.	\$978.33	\$970.68	\$0.00	\$7.65
14	Sloan M.	\$200.00	\$200.00	\$0.00	\$0.00
14	Vedral J.	\$4,019.32	\$1,685.69	\$0.00	\$2,333.63
15	O'Neil C.	\$7,627.00	\$7,623.78	\$0.00	\$3.22
15	Poirier T.	\$6,025.45	\$6,025.45	\$0.00	\$0.00
16	Kane T.	\$7,960.00	\$5,406.94	\$0.00	\$2,553.06
16	Simonds S.	\$940.07	\$840.07	\$0.00	\$100.00
17	Joyce S.	\$7,615.10	\$6,381.63	\$0.00	\$1,233.47
17	Melville R.	\$3,180.00	\$2,905.62	\$0.00	\$274.38
18	Frechette R.	\$50.00	\$50.00	\$0.00	\$0.00
19	Dutremble L.	\$880.00	\$835.06	\$0.00	\$44.94
19	Martin A.	\$0.00	\$0.00	\$0.00	\$0.00
19	Martin S.	\$169.19	\$169.19	\$0.00	\$0.00
19	Twomey J.	\$266.36	\$266.36	\$0.00	\$0.00
20	Kerr G.	\$9,050.00	\$7,701.66	\$0.00	\$1,348.34

Cumulative Balance Report to Date  
Date Printed: 09/26/97

Candidates for State Representative

Dist.	Candidate		Total		** Repayments deducted:	
			Contributions	Expenditures	**Current Loans	Cash Balance
21	Carleton	M.	\$3,290.82	\$3,290.12	\$0.00	\$0.70
21	Lovett	G.	\$7,294.26	\$5,467.10	\$0.00	\$1,827.16
22	Frazier	R.	\$0.00	\$0.00	\$0.00	\$0.00
22	Needham	E.	\$968.73	\$1,655.99	\$861.40	\$174.14
22	Pendleton	R.	\$1,083.63	\$1,054.26	\$0.00	\$29.37
23	Dugas	P.	\$188.00	\$188.00	\$0.00	\$0.00
23	Labrecque	J.	\$4,536.48	\$4,240.51	\$0.00	\$295.97
23	Larou	C.	\$1,325.68	\$1,325.68	\$0.00	\$0.00
23	Shortill	J.	\$5,262.10	\$5,262.10	\$0.00	\$0.00
24	Byram	N.	\$4,847.69	\$4,847.69	\$0.00	\$0.00
24	Cianchette	P.	\$16,290.00	\$14,481.94	\$0.00	\$1,808.06
24	Lee	R.	\$565.26	\$565.26	\$0.00	\$0.00
25	Linnell	W.	\$315.00	\$1,472.72	\$1,107.07	-\$50.65
25	Marvin	J.	\$13,717.85	\$13,895.58	\$225.00	\$47.27
25	McNally	P.	\$3,067.97	\$3,057.50	\$0.00	\$10.47
26	Carpenter	J.	\$867.34	\$867.34	\$0.00	\$0.00
26	Latendresse	K.	\$79.87	\$79.87	\$0.00	\$0.00
26	Muse	C.	\$4,503.10	\$4,495.33	\$0.00	\$7.77
27	Brewster	J.	\$808.64	\$600.00	\$0.00	\$208.64
27	Morgan	A.	\$3,597.64	\$3,595.61	\$0.00	\$2.03
28	Eaton	R.	\$2,751.95	\$2,751.95	\$0.00	\$0.00
28	Garland	J.	\$0.00	\$0.00	\$0.00	\$0.00
28	Usher	R.	\$3,915.54	\$2,427.86	\$0.00	\$1,487.68
29	Lemke	W.	\$0.00	\$0.00	\$0.00	\$0.00
30	Mitchell	J.	\$2,130.00	\$1,823.43	\$0.00	\$306.57
30	Rand	T.	\$100.00	\$18.50	\$500.00	\$581.50
31	Akers	F.	\$1,411.00	\$1,411.00	\$0.00	\$0.00
31	Saxl	M.	\$26,159.92	\$20,482.93	\$0.00	\$5,676.99
32	Farnsworth	R.	\$3,171.14	\$4,159.26	\$988.12	\$0.00
32	Harris	R.	\$1,950.00	\$3,333.97	\$1,381.02	-\$2.95
32	McGorrill	B.	\$1,926.21	\$1,926.21	\$0.00	\$0.00
33	Allegue	D.	\$60.00	\$60.00	\$0.00	\$0.00
33	Brown	G.	\$645.53	\$645.53	\$0.00	\$0.00
33	Feldhaus	P.	\$40.00	\$40.00	\$0.00	\$0.00
33	Quint	M.	\$5,769.00	\$7,753.63	\$2,000.00	\$15.37
34	Gieringer	F.	\$7,009.99	\$5,863.68	\$0.00	\$1,146.31
34	Hoglund	A.	\$20,897.63	\$21,751.07	\$2,860.28	\$2,006.84
34	Sleeper	F.	\$923.43	\$889.06	\$0.00	\$34.37
35	Dunn	S.	\$0.00	\$0.00	\$0.00	\$0.00
35	Rowe	G.	\$1,005.00	\$948.60	\$0.00	\$56.40
36	Gallie	W.	\$0.00	\$0.00	\$0.00	\$0.00
36	Townsend	E.	\$2,847.10	\$2,377.44	\$0.00	\$469.66
37	Brennan	M.	\$6,793.82	\$5,339.32	\$0.00	\$1,454.50
37	Wheatley	T.	\$1,384.66	\$1,384.66	\$0.00	\$0.00

Cumulative Balance Report to Date  
Date Printed: 09/26/97

Candidates for State Representative

Dist.	Candidate		Total Contributions	Total Expenditures	** Repayments deducted† **Current Loans	Cash Balance
38	Bruno	J.	\$11,530.71	\$9,155.89	\$0.00	\$2,374.82
38	Tyler	T.	\$6,224.70	\$5,971.72	\$0.00	\$252.98
39	Cressey	J.	\$115.00	\$115.00	\$0.00	\$0.00
39	Graffam	L.	\$0.00	\$0.00	\$0.00	\$0.00
39	Johnston	R.	\$2,300.00	\$2,312.85	\$0.00	-\$12.85
39	Kontos	C.	\$9,337.64	\$7,240.39	\$0.00	\$2,097.25
39	Leighton	H.	\$0.00	\$0.00	\$0.00	\$0.00
40	Davis	G.	\$4,237.08	\$4,248.94	\$0.00	-\$11.86
40	Fisk	R.	\$6,291.00	\$9,460.45	\$3,200.78	\$31.33
41	Dunn	B.	\$3,346.60	\$1,107.67	\$1,107.67	\$3,346.60
41	Foster	C.	\$5,203.27	\$4,518.36	\$0.00	\$684.91
41	Thaxter	A.	\$3,298.11	\$3,125.47	\$0.00	\$172.64
42	Perkins	D.	\$12,743.58	\$12,743.58	\$0.00	\$0.00
42	Taylor	J.	\$7,736.91	\$7,736.91	\$0.00	\$0.00
43	Avery	B.	\$5,203.22	\$4,775.70	\$296.50	\$724.02
43	Mack	A.	\$11,688.28	\$13,736.28	\$2,048.00	\$0.00
43	Moore	G.	\$610.00	\$584.89	\$0.00	\$25.11
43	Niehaus	P.	\$2,274.16	\$2,274.16	\$0.00	\$0.00
43	Seaton	M.	\$1,103.25	\$1,103.25	\$0.00	\$0.00
44	Buck	J.	\$8,427.49	\$4,806.77	\$0.00	\$3,620.72
44	Willard	J.	\$5,254.00	\$4,514.00	\$0.00	\$740.00
45	Orff	C.	\$0.00	\$0.00	\$0.00	\$0.00
45	True	H.	\$1,636.62	\$1,636.62	\$0.00	\$0.00
46	Adams	H.	\$2,974.73	\$2,974.73	\$0.00	\$0.00
46	Waterhouse	G.	\$4,274.70	\$4,054.37	\$0.00	\$220.33
47	Black	H.	\$0.00	\$0.00	\$0.00	\$0.00
47	Thompson	R.	\$4,550.62	\$4,006.53	\$0.00	\$544.09
48	Bull	T.	\$8,060.70	\$8,018.02	\$0.00	\$42.68
48	DeGrandpre	G.	\$1,520.74	\$1,520.74	\$0.00	\$0.00
48	Hartnett	R.	\$9,949.46	\$7,313.94	\$0.00	\$2,635.52
49	Benedikt	E.	\$4,932.62	\$4,932.62	\$0.00	\$0.00
49	Pinkham	R.	\$7,918.24	\$6,028.15	\$0.00	\$1,890.09
50	Davidson	T.	\$12,386.38	\$9,582.46	\$0.00	\$2,803.92
50	Morse	J.	\$326.50	\$52.31	\$0.00	\$274.19
51	Etnier	D.	\$3,645.85	\$3,579.65	\$0.00	\$66.20
51	Fletcher	M.	\$0.00	\$0.00	\$0.00	\$0.00
51	Fuller	M.	\$1,584.99	\$1,584.99	\$0.00	\$0.00
52	Howard	J.	\$0.00	\$0.00	\$0.00	\$0.00
52	Rogers	T.	\$5,296.61	\$5,288.36	\$0.00	\$8.25
52	Tripp	V.	\$4,441.62	\$4,562.50	\$114.88	-\$6.00
53	Pinkham	B.	\$390.00	\$390.00	\$0.00	\$0.00
53	Shiah	D.	\$2,376.00	\$2,376.00	\$0.00	\$0.00
54	Finn	P.	\$361.80	\$361.80	\$0.00	\$0.00
54	Mayo	A.	\$11,202.43	\$8,788.41	\$0.00	\$2,414.02



Cumulative Balance Report to Date  
Date Printed: 09/26/97

Candidates for State Representative

Dist.	Candidate	Total Contributions	Total Expenditures	** Repayments deducted† **Current Loans	Cash Balance
55	Bleau	J. \$0.00	\$0.00	\$0.00	\$0.00
55	Peavey	J. \$5,080.47	\$3,076.79	\$0.00	\$2,003.68
56	Pieh	W. \$12,781.00	\$12,801.31	\$0.00	-\$20.31
56	Rice	C. \$5,950.02	\$5,021.18	\$0.00	\$928.84
57	Babcock	C. \$866.37	\$866.37	\$0.00	\$0.00
57	Jones	D. \$1,312.83	\$1,312.83	\$0.00	\$0.00
57	Mathews	B. \$5,350.10	\$6,044.53	\$700.00	\$5.57
57	Rines	B. \$8,117.14	\$7,684.98	\$300.00	\$732.16
58	Hamrin	J. \$4,070.20	\$4,024.01	\$0.00	\$46.19
58	Honey	K. \$11,635.00	\$9,992.79	\$0.00	\$1,642.21
58	McLaughlin	D. \$2,481.35	\$2,481.35	\$0.00	\$0.00
59	Cartwright	S. \$4,497.10	\$4,450.40	\$0.00	\$46.70
59	Spear	R. \$4,863.72	\$3,694.20	\$0.00	\$1,169.52
60	Savage	C. \$5,595.00	\$3,990.74	\$0.00	\$1,604.26
60	Toth	J. \$690.00	\$720.00	\$30.00	\$0.00
61	Simoneau	R. \$12,634.54	\$12,634.54	\$0.00	\$0.00
61	Skoglund	J. \$5,368.54	\$5,368.54	\$0.00	\$0.00
62	Chartrand	P. \$5,298.24	\$4,991.59	\$0.00	\$306.65
62	Knapp	R. \$6,729.56	\$6,729.56	\$0.00	\$0.00
63	Graham	C. \$3,665.05	\$3,665.05	\$0.00	\$0.00
63	Johnston-Nash	M. \$9,559.34	\$8,045.30	\$0.00	\$1,514.04
63	Powers	J. \$9,564.02	\$8,008.96	\$0.00	\$1,555.06
64	Blanchard	D. \$2,693.31	\$2,625.89	\$40.19	\$107.61
64	Underwood	J. \$4,535.00	\$3,384.25	\$0.00	\$1,150.75
64	Varney	R. \$1,360.00	\$1,325.38	\$0.00	\$34.62
65	Barth	A. \$8,411.43	\$8,411.43	\$0.00	\$0.00
65	Graham	E. \$0.00	\$0.00	\$0.00	\$0.00
65	Graham	R. \$2,521.15	\$2,513.49	\$0.00	\$7.66
66	Dexter	E. \$6,707.76	\$6,692.51	\$0.00	\$15.25
66	McGlocklin	M. \$3,515.39	\$3,515.39	\$0.00	\$0.00
67	Baker	J. \$3,001.60	\$3,001.60	\$0.00	\$0.00
67	Worthley	R. \$6,753.33	\$6,753.33	\$0.00	\$0.00
68	Clark	C. \$989.75	\$861.92	\$0.00	\$127.83
68	Winsor	T. \$8,431.77	\$7,264.08	\$0.00	\$1,167.69
69	Berry	D. \$0.00	\$0.00	\$0.00	\$0.00
69	Gagne	R. \$4,300.76	\$4,300.76	\$0.00	\$0.00
69	Hodgkins	V. \$2,710.06	\$2,710.06	\$0.00	\$0.00
69	Tracy	E. \$9,766.19	\$7,954.98	\$0.00	\$1,811.21
70	Cameron	R. \$12,342.81	\$11,234.68	\$0.00	\$1,108.13
70	Patrick	J. \$0.00	\$0.00	\$0.00	\$0.00
70	Trundy	D. \$7,182.17	\$7,182.17	\$0.00	\$0.00
71	Daley	L. \$315.37	\$315.37	\$0.00	\$0.00
71	Knowlton	R. \$282.98	\$282.98	\$0.00	\$0.00
71	Levesque	R. \$9,591.00	\$9,207.46	\$0.00	\$383.54

Cumulative Balance Report to Date  
Date Printed: 09/26/97

Candidates for State Representative

Dist.	Candidate		Total Contributions	Total Expenditures	** Repayments deducted† **Current Loans	Cash Balance
71	Levine	L.	\$595.00	\$595.00	\$0.00	\$0.00
71	Snowe-Mello	L.	\$6,625.59	\$6,625.59	\$0.00	\$0.00
72	Coyne	C.	\$9,515.00	\$9,515.00	\$0.00	\$0.00
72	Winglass	R.	\$5,956.60	\$5,567.85	\$0.00	\$388.75
73	Bolen-Morin	D.	\$3,854.15	\$3,385.87	\$0.00	\$468.28
73	Gerry	B.	\$1,222.00	\$4,044.35	\$2,822.35	\$0.00
74	Bolduc	B.	\$5,927.74	\$5,949.51	\$1,039.00	\$1,017.23
74	Michael	J.	\$2,369.00	\$4,314.31	\$1,945.31	\$0.00
74	Spruill	J.	\$185.00	\$1,830.00	\$1,645.00	\$0.00
74	Young	D.	\$3,087.11	\$3,012.16	\$0.00	\$74.95
75	Nickerson	R.	\$4,544.28	\$4,367.22	\$0.00	\$177.06
75	Plummer	V.	\$2,292.27	\$2,292.27	\$0.00	\$0.00
76	Poulson	R.	\$2,732.97	\$2,732.97	\$0.00	\$0.00
76	Samson	R.	\$4,138.82	\$3,918.67	\$0.00	\$220.15
77	Lake	L.	\$2,135.54	\$5,317.69	\$3,207.56	\$25.41
77	LaVerdiere	C.	\$7,343.03	\$4,979.15	\$0.00	\$2,363.88
78	Fuson	J.	\$0.00	\$0.00	\$0.00	\$0.00
78	Gooley	W.	\$4,039.71	\$3,637.99	\$0.00	\$401.72
78	Schuler	C.	\$3,053.14	\$3,292.94	\$239.80	\$0.00
79	Burk	M.	\$5,116.15	\$5,086.14	\$0.00	\$30.01
79	McKee	L.	\$5,261.31	\$5,258.31	\$0.00	\$3.00
80	Damren	C.	\$5,423.33	\$5,166.11	\$0.00	\$257.22
80	Fuller	E.	\$5,469.45	\$4,806.85	\$0.00	\$662.60
81	Holmes	K.	\$0.00	\$0.00	\$0.00	\$0.00
81	Meres	J.	\$14,814.84	\$13,822.47	\$100.00	\$1,092.37
81	Tracy	R.	\$3,956.96	\$3,956.96	\$0.00	\$0.00
82	Dearborn	L.	\$1,583.73	\$1,583.73	\$0.00	\$0.00
82	Watson	E.	\$6,089.98	\$6,066.03	\$0.00	\$23.95
83	Green	B.	\$3,399.57	\$2,633.43	\$0.00	\$766.14
83	Greenwood	R.	\$2,725.00	\$2,720.00	\$0.00	\$5.00
84	Berube	R.	\$6,326.72	\$5,938.98	\$50.00	\$437.74
84	Chizmar	N.	\$3,571.57	\$3,571.57	\$0.00	\$0.00
85	Bodwell	W.	\$4,875.00	\$4,869.67	\$0.00	\$5.33
85	Boll	A.	\$8,552.64	\$8,552.64	\$0.00	\$0.00
85	Galloupe	R.	\$781.02	\$781.02	\$0.00	\$0.00
85	Tamulevich	D.	\$125.00	\$95.88	\$0.00	\$29.12
86	Adams	G.	\$4,249.04	\$4,249.04	\$0.00	\$0.00
86	Mailhot	R.	\$3,928.71	\$3,928.71	\$0.00	\$0.00
87	Poulin	R.	\$0.00	\$0.00	\$0.00	\$0.00
87	Ricker	G.	\$0.00	\$0.00	\$0.00	\$0.00
87	Shannon	T.	\$1,789.99	\$1,789.99	\$0.00	\$0.00
88	Lemaire	P.	\$3,765.84	\$2,357.29	\$0.00	\$1,408.55
88	Mendros	S.	\$2,127.19	\$2,127.19	\$0.00	\$0.00
89	Gamache	A.	\$200.00	\$200.00	\$0.00	\$0.00

Cumulative Balance Report to Date  
Date Printed: 09/26/97

Candidates for State Representative

Dist.	Candidate		Total Contributions	Total Expenditures	** Repayments deducted† **Current Loans	Cash Balance
89	Lane	D.	\$0.00	\$0.00	\$0.00	\$0.00
90	Bouffard	G.	\$1,882.85	\$1,831.86	\$0.00	\$50.99
90	Nason	J.	\$1,010.00	\$965.87	\$0.00	\$44.13
90	Poulin	R.	\$829.05	\$829.05	\$0.00	\$0.00
91	Bailey	S.	\$859.76	\$859.75	\$0.00	\$0.01
91	Colwell	P.	\$6,350.25	\$6,718.73	\$500.00	\$131.52
91	Corbin	C.	\$3,560.00	\$2,151.04	\$5,000.00	\$6,408.96
91	Dickey	J.	\$1,781.00	\$1,781.00	\$0.00	\$0.00
92	Brown	J.	\$0.00	\$1,699.02	\$1,699.02	\$0.00
92	Cowger	S.	\$12,296.27	\$13,960.88	\$1,700.00	\$35.39
92	Guerrette	W.	\$11,661.40	\$11,970.12	\$608.70	\$299.98
93	Barker	C.	\$2,409.40	\$2,409.40	\$0.00	\$0.00
93	Berry	R.	\$2,494.22	\$2,248.28	\$0.00	\$245.94
94	Dostie	D.	\$3,326.39	\$3,326.39	\$0.00	\$0.00
94	Gray	L.	\$0.00	\$0.00	\$0.00	\$0.00
94	Mitchell	E.	\$6,672.00	\$5,947.78	\$0.00	\$724.22
95	Harris	P.	\$1,317.06	\$1,269.19	\$0.00	\$47.87
95	Madore	D.	\$10,856.26	\$10,756.21	\$0.00	\$100.05
95	Mehnert	E.	\$0.00	\$0.00	\$0.00	\$0.00
96	Doore	T.	\$7,464.64	\$7,464.01	\$0.00	\$0.63
96	LeClair	C.	\$4,369.06	\$4,369.06	\$0.00	\$0.00
96	O'Brien	J.	\$11,956.20	\$10,651.04	\$0.00	\$1,305.16
97	Richard	S.	\$1,195.10	\$1,163.22	\$0.00	\$31.88
97	Sidell	H.	\$486.73	\$486.73	\$0.00	\$0.00
98	Hatch	P.	\$2,264.41	\$1,929.77	\$0.00	\$334.64
98	Whitman	L.	\$100.00	\$100.00	\$0.00	\$0.00
99	Jabar	J.	\$4,215.00	\$3,436.27	\$0.00	\$778.73
99	Lagomarsino	F.	\$0.00	\$0.00	\$0.00	\$0.00
99	Pelletier	G.	\$1,995.83	\$1,995.83	\$0.00	\$0.00
100	Cayouette	S.	\$244.00	\$230.85	\$0.00	\$13.15
100	Gagnon	K.	\$6,026.90	\$6,026.90	\$0.00	\$0.00
100	Prosienski	E.	\$2,920.08	\$2,920.08	\$0.00	\$0.00
101	Hagerty	W.	\$6,016.70	\$3,724.39	\$0.00	\$2,292.31
101	Tessier	P.	\$4,419.45	\$4,981.81	\$1,627.25	\$1,064.89
102	Bowdoin	L.	\$6,761.44	\$6,806.51	\$0.00	-\$45.07
102	Vigue	M.	\$12,690.25	\$11,850.03	\$0.00	\$840.22
103	Pierce	J.	\$4,548.41	\$4,548.41	\$0.00	\$0.00
103	Poulin	T.	\$4,052.50	\$4,011.13	\$0.00	\$41.37
104	Clement	A.	\$2,920.00	\$2,892.62	\$0.00	\$27.38
104	Jones	S.	\$4,315.47	\$4,289.33	\$0.00	\$26.14
105	Lindahl	D.	\$2,724.44	\$2,724.44	\$0.00	\$0.00
105	Olson	S.	\$1,245.22	\$1,241.17	\$0.00	\$4.05
106	Bumps	R.	\$11,822.43	\$9,881.36	\$0.00	\$1,941.07
106	Chase	G.	\$7,266.45	\$7,266.45	\$0.00	\$0.00

Cumulative Balance Report to Date  
Date Printed: 09/26/97

Candidates for State Representative

Dist.	Candidate		Total Contributions	Total Expenditures	** Repayments deducted†	
					**Current Loans	Cash Balance
106	Wiand	H.	\$918.46	\$918.46	\$0.00	\$0.00
107	Brooks	J.	\$5,273.07	\$5,272.98	\$0.00	\$0.09
107	Tufts	R.	\$4,894.35	\$4,344.24	\$0.00	\$550.11
108	Breen	T.	\$1,443.00	\$1,441.89	\$0.00	\$1.11
108	Lavoie	M.	\$0.00	\$0.00	\$0.00	\$0.00
108	Stedman	V.	\$3,702.46	\$3,702.11	\$0.00	\$0.35
109	Berry	D.	\$4,178.00	\$4,186.48	\$0.00	-\$8.48
109	Roberts	P.	\$3,816.35	\$3,806.35	\$0.00	\$10.00
110	McElroy	R.	\$4,815.62	\$4,815.62	\$0.00	\$0.00
110	McGee	D.	\$10,597.01	\$10,292.85	\$0.00	\$304.16
111	Dunfee	D.	\$1,070.50	\$1,070.50	\$0.00	\$0.00
111	Jones	S.	\$4,239.86	\$4,239.86	\$0.00	\$0.00
111	MacDonald	L.	\$250.00	\$250.00	\$0.00	\$0.00
111	Richardson	E.	\$4,663.77	\$4,663.77	\$0.00	\$0.00
112	Cross	R.	\$1,930.00	\$1,667.34	\$0.00	\$262.66
112	Pieriboni	J.	\$987.52	\$954.13	\$0.01	\$33.40
113	Bigl	J.	\$3,872.45	\$3,847.14	\$0.00	\$25.31
113	Phinney	C.	\$1,475.00	\$664.37	\$0.00	\$810.63
114	Pease	C.	\$3,739.91	\$3,705.01	\$0.00	\$34.90
114	Plowman	D.	\$8,120.12	\$8,230.68	\$116.06	\$5.50
115	Bond	L.	\$4,989.35	\$4,989.35	\$0.00	\$0.00
115	Fisher	C.	\$6,111.16	\$4,578.02	\$0.00	\$1,533.14
116	Campbell	R.	\$25,142.65	\$22,273.96	\$0.00	\$2,868.69
116	King	D.	\$0.00	\$0.00	\$0.00	\$0.00
116	Perry	W.	\$3,357.13	\$3,591.97	\$683.85	\$449.01
117	Baker	C.	\$10,690.00	\$10,024.35	\$0.00	\$665.65
117	Farnham	W.	\$13,141.30	\$13,141.30	\$0.00	\$0.00
118	Gwinn	R.	\$3,841.34	\$3,841.34	\$0.00	\$0.00
118	Lumbra	L.	\$12,396.92	\$12,396.92	\$0.00	\$0.00
118	Perry	J.	\$9,045.88	\$10,754.08	\$1,555.00	-\$153.20
119	Bragdon	T.	\$9,825.20	\$9,617.80	\$0.00	\$207.40
119	Morrison	H.	\$8,030.34	\$8,030.34	\$0.00	\$0.00
119	Stimpson	S.	\$2,013.48	\$2,013.48	\$0.00	\$0.00
120	England	W.	\$0.00	\$0.00	\$0.00	\$0.00
120	Farnham	N.	\$9,805.46	\$9,805.46	\$0.00	\$0.00
120	Saxl	J.	\$9,330.16	\$9,228.80	\$0.00	\$101.36
121	Coffman	R.	\$2,485.00	\$2,313.00	\$0.00	\$172.00
121	Dunlap	M.	\$2,974.00	\$2,355.80	\$0.00	\$618.20
121	Stillings	S.	\$3,329.69	\$3,243.43	\$0.00	\$86.26
122	McLeod	J.	\$3,346.48	\$3,346.48	\$0.00	\$0.00
122	Piper	D.	\$297.00	\$297.00	\$0.00	\$0.00
122	Winn	J.	\$7,081.71	\$8,663.00	\$1,582.00	\$0.71
123	Oliver	M.	\$64.24	\$64.24	\$0.00	\$0.00
123	Stevens	K.	\$5,425.00	\$5,375.00	\$0.00	\$50.00

Cumulative Balance Report to Date  
Date Printed: 09/26/97

Candidates for State Representative

Dist.	Candidate		Total Contributions	Total Expenditures	** Repayments deducted **Current Loans	Cash Balance
124	Shepley	D.	\$4,171.92	\$4,167.68	\$25.00	\$29.24
124	Treadwell	R.	\$3,176.45	\$3,314.12	\$155.20	\$17.53
125	Fredette	K.	\$3,419.11	\$3,370.99	\$0.00	\$48.12
125	Hammond	B.	\$3,836.84	\$3,836.84	\$0.00	\$0.00
125	Kasprzak	S.	\$3,654.18	\$3,763.30	\$109.12	\$0.00
126	Chadbourne	A.	\$1,469.00	\$1,469.00	\$0.00	\$0.00
126	Ross	A.	\$5,480.27	\$5,480.27	\$0.00	\$0.00
126	Tobin	J.	\$2,511.20	\$2,511.20	\$0.00	\$0.00
127	MacDonald	T.	\$2,685.00	\$6,448.58	\$3,763.58	\$0.00
127	Povich	E.	\$11,566.27	\$10,316.65	\$0.00	\$1,249.62
128	Perkins	R.	\$3,716.00	\$3,716.00	\$0.00	\$0.00
128	Schatz	J.	\$5,112.00	\$5,099.38	\$0.00	\$12.62
129	Austin	A.	\$0.00	\$0.00	\$0.00	\$0.00
129	Jeffries	B.	\$6,691.50	\$6,691.50	\$0.00	\$0.00
129	Volenic	P.	\$2,934.61	\$2,934.61	\$0.00	\$0.00
130	Jones	K.	\$4,636.78	\$4,682.59	\$0.00	-\$45.81
130	Stanwood	R.	\$6,793.88	\$5,852.76	\$0.00	\$941.12
131	Layton	J.	\$3,465.00	\$3,026.04	\$0.00	\$438.96
131	Smith	D.	\$586.78	\$606.61	\$18.95	-\$0.88
131	West	E.	\$950.59	\$950.59	\$0.00	\$0.00
132	Atkinson	A.	\$5,877.10	\$5,877.10	\$0.00	\$0.00
132	Pinkham	W.	\$1,375.00	\$1,371.84	\$0.00	\$3.16
133	Bagley	M.	\$5,462.40	\$5,462.40	\$0.00	\$0.00
133	Crandlemire	D.	\$4,563.36	\$4,560.78	\$0.00	\$2.58
133	Pooler	C.	\$0.00	\$0.00	\$0.00	\$0.00
134	Clarke	E.	\$175.00	\$951.84	\$776.84	\$0.00
134	Goodwin	A.	\$7,423.43	\$7,423.43	\$0.00	\$0.00
134	Kilby	R.	\$125.00	\$100.00	\$0.00	\$25.00
135	Davis	E.	\$148.50	\$148.50	\$0.00	\$0.00
135	Driscoll	J.	\$2,446.39	\$2,226.44	\$0.00	\$219.95
136	Bunker	G.	\$3,499.81	\$3,746.22	\$500.02	\$253.61
136	Gray	D.	\$2,432.92	\$2,432.92	\$0.00	\$0.00
136	Welch	H.	\$2,829.92	\$2,829.92	\$0.00	\$0.00
137	Brown	M.	\$0.00	\$0.00	\$0.00	\$0.00
137	Knightly	M.	\$4,744.05	\$4,568.30	\$0.00	\$175.75
137	Pineo	D.	\$526.86	\$526.86	\$0.00	\$0.00
137	Sanborn	L.	\$3,478.31	\$3,479.16	\$0.00	-\$0.85
138	Bruce	V.	\$4,283.00	\$4,283.00	\$0.00	\$0.00
138	Lane	P.	\$7,538.46	\$7,491.03	\$0.00	\$47.43
139	Farrington	R.	\$2,218.10	\$2,218.10	\$0.00	\$0.00
139	Rosebush	J.	\$221.00	\$206.00	\$0.00	\$15.00
139	Stanley	S.	\$2,760.46	\$2,842.88	\$233.19	\$150.77
140	Clark	J.	\$3,377.63	\$3,377.63	\$0.00	\$0.00
140	Mosca	S.	\$733.25	\$733.25	\$0.00	\$0.00

Cumulative Balance Report to Date  
 Date Printed: 09/26/97

Candidates for State Representative

Dist.	Candidate		Total Contributions	Total Expenditures	** Repayments deducted† **Current Loans	Cash Balance
140	Scarano	M.	\$8,043.21	\$7,279.35	\$0.00	\$763.86
140	Stratton	G.	\$1,332.05	\$1,332.05	\$0.00	\$0.00
141	Joy	H.	\$1,540.00	\$1,535.49	\$0.00	\$4.51
141	Taylor	J.	\$3,166.76	\$3,166.76	\$0.00	\$0.00
142	Clukey	D.	\$3,795.31	\$3,170.36	\$0.00	\$624.95
142	Graham	N.	\$0.00	\$0.00	\$0.00	\$0.00
142	Rush	R.	\$197.87	\$197.87	\$0.00	\$0.00
143	Serrano	P.	\$1,487.50	\$1,761.91	\$500.00	\$225.59
143	Wheeler	E.	\$4,499.39	\$4,458.34	\$0.00	\$41.05
144	Hayslett	B.	\$5,085.44	\$5,110.12	\$0.00	-\$24.68
144	Kneeland	R.	\$4,727.04	\$4,099.56	\$0.00	\$627.48
144	Mahany	B.	\$0.00	\$0.00	\$0.00	\$0.00
145	Dennis	R.	\$0.00	\$0.00	\$0.00	\$0.00
145	Donnelly	J.	\$20,765.81	\$20,113.32	\$0.00	\$652.49
145	L'Hommedieu	E.	\$1,606.42	\$1,560.86	\$0.00	\$45.56
146	Desmond	M.	\$2,829.59	\$2,291.74	\$0.00	\$537.85
146	Gahagan	H.	\$2,818.28	\$2,818.28	\$0.00	\$0.00
147	Belanger	I.	\$5,850.36	\$5,763.04	\$0.00	\$87.32
147	Duffy	G.	\$6,705.18	\$6,705.18	\$0.00	\$0.00
148	Huntress	C.	\$2,388.73	\$2,238.65	\$0.00	\$150.08
148	O'Neal	G.	\$1,135.00	\$1,096.00	\$0.00	\$39.00
149	Masse	G.	\$6,569.32	\$6,239.21	\$0.00	\$330.11
149	Sirois	R.	\$1,215.27	\$1,215.27	\$0.00	\$0.00
150	Ahearne	D.	\$890.93	\$890.93	\$0.00	\$0.00
150	Dumais	J.	\$0.00	\$0.00	\$0.00	\$0.00
151	Belanger	D.	\$3,564.96	\$3,506.42	\$0.00	\$58.54
151	Martin	J.	\$1,075.00	\$1,320.33	\$341.25	\$95.92

**COMMISSION ON GOVERNMENTAL ETHICS AND ELECTION PRACTICES**

**1996 ELECTION**

\*\*\*\*\*

**SPENDING SUMMARY - COUNTY CANDIDATES**

<b>Candidates</b>	<b>Office Sought</b>	<b>Total Expenditures</b>	<b>Average per Candidate</b>
60	County Commissioner	\$61,563.51	\$1,026.06
4	County Treasurer	\$7,979.87	\$1,994.97
0	District Attorney	-0-	
8	Finance Commissioner	-0-	
11	Judge of Probate	\$12,446.38	\$1,131.49
0	Register of Deeds	-0-	
13	Register of Probate	\$1,934.00	\$148.77
3	Sheriff	\$10,221.60	\$3,407.20
<b>TOTAL</b>		<b>\$94,146.19</b>	

**TEN MOST EXPENSIVE COUNTY CAMPAIGNS**

	<b>Candidate</b>	<b>Office Sought</b>	<b>Expenditures</b>
1	Daniel Billings	County Commissioner	\$10,135.64
2	Mark Westrum	Sheriff	\$7,211.60
3	Rod Rodrique	County Commissioner	\$4,817.86
4	Neal Corson	Judge of Probate	\$4,508.87
5	Mary Ann Prue	County Treasurer	\$4,334.10
6	Winston Ford	County Commissioner	\$3,702.78
7	Freda Truman	County Commissioner	\$3,645.77
8	Robert Nadeau	Judge of Probate	\$3,181.62
9	Darla Jewett	County Commissioner	\$3,012.20
10	Clarence Brawn	Sheriff	\$3,010.00

Candidates for County Office

Off. Candidate	Total Contributions	Total Expenditures	** Repayments deducted **Current Loans	Cash Balance
CC Bernier, Henry	\$0.00	\$0.00	\$0.00	\$0.00
CC Cote, Constance	\$1,527.00	\$1,520.78	\$0.00	\$6.22
CC Lord, Michael	\$912.83	\$883.31	\$0.00	\$29.52
CC McKeone, Norman	\$155.00	\$155.00	\$0.00	\$0.00
RP Couturier, Robert	\$0.00	\$0.00	\$0.00	\$0.00
CC Fournier, Norman	\$0.00	\$0.00	\$0.00	\$0.00
CC McElwee, John	\$1,691.55	\$1,691.55	\$0.00	\$0.00
CC Underwood, Paul	\$785.71	\$785.71	\$0.00	\$0.00
FC Beaton, Duncan	\$0.00	\$0.00	\$0.00	\$0.00
FC Harvey, Jeffrey	\$0.00	\$0.00	\$0.00	\$0.00
FC Ivey, Ralph	\$0.00	\$0.00	\$0.00	\$0.00
FC Voisine, Gary	\$0.00	\$0.00	\$0.00	\$0.00
JP Dunleavy, James	\$0.00	\$0.00	\$0.00	\$0.00
CC Clenott, Esther	\$2,230.00	\$2,230.00	\$0.00	\$0.00
CC Connors, John	\$624.00	\$624.00	\$0.00	\$0.00
CC Cramer, Lyle	\$2,198.08	\$2,198.08	\$0.00	\$0.00
CC Feeney, Peter	\$2,876.73	\$2,876.73	\$0.00	\$0.00
RP Conley, Gerard	\$0.00	\$0.00	\$0.00	\$0.00
RP Fowler, Daniel L.T.	\$490.26	\$490.26	\$0.00	\$0.00
CC Hardy, Frederick	\$31.00	\$31.00	\$0.00	\$0.00
CC McGrane, Gary	\$0.00	\$0.00	\$0.00	\$0.00
RP Morton, Joyce	\$0.00	\$0.00	\$0.00	\$0.00
SH Richards, Donald	\$0.00	\$0.00	\$0.00	\$0.00
CC Bunker, Walter	\$352.70	\$352.70	\$0.00	\$0.00
CC Damon, Dennis	\$0.00	\$0.00	\$0.00	\$0.00
CC Webber, Dwight	\$415.50	\$415.50	\$0.00	\$0.00
RP Lunt, Margaret	\$0.00	\$0.00	\$0.00	\$0.00
CC Barnard, Bruce	\$361.80	\$361.80	\$0.00	\$0.00
CC Bartlett, Frederick	\$1,675.53	\$1,675.53	\$0.00	\$0.00
CC Kieltyka, Wesley	\$2,020.09	\$1,770.09	\$0.00	\$250.00
CC Madore, Nelson	\$0.00	\$0.00	\$0.00	\$0.00
CC Matthews, Zachary	\$0.00	\$0.00	\$0.00	\$0.00
CC Dorr, Susan	\$2,330.00	\$2,380.00	\$0.00	-\$50.00
CC Johnson, Mason	\$492.00	\$492.00	\$0.00	\$0.00
CC Jura, J. Arthur	\$642.08	\$642.08	\$0.00	\$0.00
CC Nash, Lawrence	\$1,100.93	\$1,100.93	\$0.00	\$0.00
CC Sleeper, Edward	\$55.22	\$923.96	\$881.40	\$12.66
FC Chalmers, Jean	\$0.00	\$0.00	\$0.00	\$0.00
FC Dennison, Robert	\$0.00	\$0.00	\$0.00	\$0.00
FC Glaser, Edward	\$0.00	\$0.00	\$0.00	\$0.00
FC Overlock, Robin	\$0.00	\$0.00	\$0.00	\$0.00
RP Wotton, Linda	\$200.00	\$200.00	\$0.00	\$0.00
CC Barter, M. Robert	\$475.95	\$475.95	\$0.00	\$0.00
CC Brewer, Arnold	\$1,305.48	\$1,277.45	\$0.00	\$28.03



Candidates for County Office

Off. Candidate	Total Contributions	Total Expenditures	** Repayments deducted **Current Loans	Cash Balance
CC Gallagher, James	\$0.00	\$0.00	\$0.00	\$0.00
JP Berry, Thomas	\$0.00	\$0.00	\$0.00	\$0.00
CC Kennard, Frederic	\$0.00	\$0.00	\$0.00	\$0.00
CC Merrill, Steven	\$0.00	\$0.00	\$0.00	\$0.00
CT Morrison, Peter	\$0.00	\$0.00	\$0.00	\$0.00
CT Prue, Mary Ann	\$4,334.10	\$4,334.10	\$0.00	\$0.00
CT Truman, Freda	\$3,645.77	\$3,645.77	\$0.00	\$0.00
JP Hanley, Dana	\$942.04	\$942.04	\$0.00	\$0.00
JP Whittier, David	\$795.60	\$795.60	\$0.00	\$0.00
RP Tracy, Theodore	\$0.00	\$0.00	\$0.00	\$0.00
CC Baldacci, Peter	\$0.00	\$0.00	\$0.00	\$0.00
CC Davis, Thomas	\$0.00	\$0.00	\$0.00	\$0.00
RP Almy, Susan	\$0.00	\$0.00	\$0.00	\$0.00
CC Andrews, Gordon	\$0.00	\$0.00	\$0.00	\$0.00
CC DeWitt, Eben	\$0.00	\$0.00	\$0.00	\$0.00
CC Billings, Daniel	\$10,135.64	\$10,135.64	\$0.00	\$0.00
CC Connery, Crispin	\$2,603.15	\$2,603.15	\$0.00	\$0.00
CC Crosby, Charles	\$1,612.58	\$1,612.58	\$0.00	\$0.00
CC Jewett, Darla	\$3,012.20	\$3,012.20	\$0.00	\$0.00
CC Moore, George	\$184.00	\$184.00	\$0.00	\$0.00
CC Schneider, John	\$0.00	\$0.00	\$0.00	\$0.00
JP Voorhees, John	\$100.00	\$100.00	\$0.00	\$0.00
RP Cohen, Noreen	\$0.00	\$0.00	\$0.00	\$0.00
RP Hennessey, Joyce	\$1,139.74	\$1,139.74	\$0.00	\$0.00
SH Brawn, Clarence	\$3,010.00	\$3,010.00	\$0.00	\$0.00
SH Westrum, Mark	\$7,234.07	\$7,211.60	\$0.00	\$22.47
CC Dunphy, Robert	\$0.00	\$0.00	\$0.00	\$0.00
CC Ford, Winston	\$3,702.78	\$3,702.78	\$0.00	\$0.00
CC Garland, Robert	\$0.00	\$0.00	\$0.00	\$0.00
CC Hawes, Elvin	\$160.00	\$160.00	\$0.00	\$0.00
CC Libby, Zane	\$1,198.59	\$1,179.01	\$0.00	\$19.58
CC Rotondi-Canelli, Doro	\$2,483.59	\$2,474.59	\$0.00	\$9.00
CC Thomas, Douglas	\$1,857.86	\$2,124.38	\$300.00	\$33.48
CC Withee, H. Ralph	\$0.00	\$0.00	\$0.00	\$0.00
JP Corson, Neal	\$4,508.87	\$4,508.87	\$0.00	\$0.00
JP MacMichael, James	\$0.00	\$0.00	\$0.00	\$0.00
JP Veilleux, Charles	\$0.00	\$0.00	\$0.00	\$0.00
RP Hawes, Alison	\$0.00	\$0.00	\$0.00	\$0.00
CC Knox, Stanley	\$954.11	\$954.11	\$0.00	\$0.00
CC Rodrigue, Rod	\$4,817.86	\$4,817.86	\$0.00	\$0.00
CC Sezak, Robert	\$1,690.47	\$1,690.47	\$0.00	\$0.00
CC Smith, Joseph	\$0.00	\$0.00	\$0.00	\$0.00
JP Barrett, Howard	\$0.00	\$0.00	\$0.00	\$0.00
RP Crowley, Joanne	\$105.10	\$105.10	\$0.00	\$0.00

Candidates for County Office

Off. Candidate	Total Contributions	Total Expenditures	** Current Repayments deducted Loans	Cash Balance
CC Boone, William	\$0.00	\$0.00	\$0.00	\$0.00
CC Cline, Edward	\$0.00	\$0.00	\$0.00	\$0.00
CC Dolan, Arthur	\$734.08	\$734.08	\$0.00	\$0.00
CC Reisman, Jonathan	\$750.00	\$1,040.31	\$300.00	\$9.69
CT Look, Carmen	\$0.00	\$0.00	\$0.00	\$0.00
CC Hanslip, Joseph	\$125.00	\$0.00	\$0.00	\$125.00
CC Layman, William	\$264.00	\$264.00	\$0.00	\$0.00
CC Trott, Bruce	\$10.20	\$10.20	\$0.00	\$0.00
JP Brooks, David	\$2,868.25	\$2,918.25	\$50.00	\$0.00
JP Nadeau, Robert	\$3,207.12	\$3,181.62	\$0.00	\$25.50
RP Hutchins, Lorraine	\$0.00	\$0.00	\$0.00	\$0.00

**TOTAL DISBURSEMENTS - ALL U.S. SENATE CANDIDATES  
1996 PRIMARY AND GENERAL ELECTIONS**

<b>Disbursements by Unsuccessful Primary Election Candidates</b>	<b>\$3,742,579.60</b>
<b>Disbursements by General Election Candidates</b>	<b>\$2,648,318.48</b>
<b>Total Disbursements</b>	<b>\$6,390,898.08</b>

**DISBURSEMENTS - U.S. SENATE CANDIDATES - 1996 GENERAL ELECTION**  
(Totals through December 31, 1996)

Candidate Name	Party	Disbursements
*Joseph E. Brennan	Democratic	\$976,808.43
William P. Clarke	Taxpayers	\$11,390.44
*Susan M. Collins	Republican	\$1,621,970.29
John C. Rensenbrink	Independent	\$38,149.32
<b>Total Disbursements</b>		<b>\$2,648,318.48</b>

\* Primary totals included for these candidates

**DISBURSEMENTS - U.S. SENATE CANDIDATES WHO WITHDREW PRIOR TO GENERAL ELECTION**

Candidate Name	Party	Disbursements
Stephen M. Bost	Independent	\$9,857.87
Philip L. Merrill	Democratic	\$26,703.00
<b>Total Disbursements</b>		<b>\$36,560.87</b>

**DISBURSEMENTS - UNSUCCESSFUL U.S. SENATE CANDIDATES - 1996 PRIMARY ELECTION**  
(Totals through December 31, 1996)

Candidate Name	Party	Disbursements
Sean Faircloth	Democratic	\$108,204.51
W. John Hathaway	Republican	\$666,717.73
Jean Hay	Democratic	\$13,221.05
Jerald Allen Leonard	Democratic	\$300.00
Robert A. G. Monks	Republican	\$2,312,794.80
Richard A. Spencer	Democratic	\$604,780.64
<b>Total Disbursements</b>		<b>\$3,706,018.73</b>

**TOTAL DISBURSEMENTS - ALL 1ST DISTRICT CONGRESSIONAL CANDIDATES  
1996 PRIMARY AND GENERAL ELECTIONS**

<b>Disbursements by Unsuccessful Primary Election Candidates</b>	<b>\$711,440.41</b>
<b>Disbursements by General Election Candidates</b>	<b>\$1,820,669.63</b>
<b>Total Disbursements</b>	<b>\$2,532,110.04</b>

\* \* \* \* \*

**DISBURSEMENTS - 1ST CONGRESSIONAL CANDIDATES - 1996 GENERAL ELECTION**  
(Totals through December 31, 1996)

Candidate Name	Party	Disbursements
*Thomas H. Allen	Democrat	\$914,234.66
*James B. Longley Jr.	Republican	\$906,434.97
<b>Total Disbursements</b>		<b>\$1,820,669.63</b>

\* Primary totals included for these candidates

\* \* \* \* \*

**DISBURSEMENTS - UNSUCCESSFUL 1ST CONGRESSIONAL DISTRICT CANDIDATES - 1996 PRIMARY ELECTION**  
(Totals through December 31, 1996)

Candidate Name	Party	Disbursements
George N. Campbell Jr.	Democratic	\$31,970.81
Dale McCormick	Democratic	\$711,440.41
<b>Total Disbursements</b>		<b>\$743,411.22</b>

**DISBURSEMENTS - 2ND CONGRESSIONAL DISTRICT CANDIDATES**  
**1996 PRIMARY AND GENERAL ELECTIONS**  
(Totals through December 31, 1996)

Candidate Name	Party	Disbursements
*John E. Baldacci	Democrat	\$528,496.49
Aldric Saucier	Independent	\$3,565.00
*Paul Young	Republican	\$155,077.59
<b>Total Disbursements</b>		<b>\$687,139.08</b>

\* Primary totals included for these candidates

STATE OF MAINE  
COMMISSION ON GOVERNMENTAL ETHICS AND ELECTION PRACTICES

EXPENDITURES OF POLITICAL ACTION COMMITTEES  
REGISTERED IN MAINE

1988	1990	1992	1994	1995	1996
\$1,322,742.79	\$1,685,120.80	\$1,651,541.61	\$1,090,549.07	\$2,051,745.99	\$8,748,797.60

**STATE OF MAINE  
COMMISSION ON GOVERNMENTAL ETHICS AND ELECTION PRACTICES**

**RECEIPTS AND EXPENDITURES OF POLITICAL ACTION COMMITTEES**

**1996**

PACs organized for purpose of supporting or opposing candidates.  
Totals are for calendar year 1996.

PAC Name	Date of Reg.	Date of Term.	Balance Carried Forward From Previous Year	Total Receipts*	Total Contributions to Candidates/ Committees	Total Operating Expenses
American Insurance Association	8/25/82		7,665.54	7,782.81	4,200.00	20.37
Avian Farms PAC	12/21/95	6/26/96	500.00	10,500.00	[10,000.00]	-0-
CAREPAC of Maine	7/22/86		8,620.97	16,079.19	13,107.00	203.96
Citizens for Justice in Maine	6/16/88		18,229.64	34,597.19	29,950.00	661.57
Citizens for Less Tax-PAC	7/29/96		-0-	-0-	-0-	-0-
Club 1996	1/11/96		-0-	21,771.00	18,707.02	3,063.98
Committee for a Responsible Senate	1/2/86		19,974.05	38,953.55	26,000.00	10,541.98
Committee for Democratic Leadership/'96	11/22/95	10/1/96	2,011.00	3,036.00	1,948.48	1,087.52
Daggett/Mitchell Open	9/12/96	11/14/96	-0-	86,728.60	4,782.55	1,946.05
Dan A. Gwadosky Leadership Fund	11/1/95	11/7/96	2,802.17	1,619.25	75.00	4,346.42
Democratic Legislative Majority	3/15/96		-0-	143,517.61	117,091.74	26,825.35
Dirigo Alliance	7/28/88		4,354.44	45,997.44	-0-	44,648.11
ENERGYPAC for Maine	3/7/86		1,626.49	14,078.66	12,350.00	85.71
Family Values Freedom Forum	11/6/96	11/6/96	-0-	138.24	-0-	138.24
Fleet Bank PAC	7/17/89		4,704.30	6,348.05	3,250.00	-0-
Friends of Good Government	9/18/87	9/30/96	-0-	-0-	-0-	-0-
Friends of Maine Hospitals	1/28/87		10,477.13	27,082.13	24,575.00	456.62
GOPAC 96	9/24/96	1/15/97		8,500.00-	8,500.00-	
Guard PAC	11/9/95		-0-	500.00	-0-	10.00
Harness Racing Industry	4/21/94		750.00	750.00	-0-	-0-
House Democratic Campaign Committee	7/11/83		6,645.98	141,743.33	21,446.29	116,040.11
IAMAW-IUMSWA Local Lodge 6, MNPL	10/22/96		-0-	1,000.00	990.00	-0-
Intl. Brotherhood/Painters & Allied Trades	10/3/94		-0-	600.00	600.00	-0-
Kennebec Co. Women's Republican Club	7/18/94		1,086.79	4,860.29	1,575.00	3,009.31
Libby Mitchell, Speaker	4/1/96		-0-	13,868.38-	6,350.00	3449.54
Local 1253 PAC	7/12/89		4,281.13	10,144.89	7,686.00	880.42
Maine ABC PAC	7/30/86		-0-	205.00	-0-	37.00
Maine AFL-CIO COPE	7/18/88		4,207.01	52,184.13	47,332.82	16.03
Maine Assn./Community Banks (MACBPAC)	3/30/84		9,267.10	15,624.10	11,475.00	-0-
Maine Association of Realtors	9/28/78		7,011.25	20,182.32	12,826.40	2,428.61
Maine BANKPAC- State	12/31/85		11,997.60	42,591.79	30,165.00	8,790.17



PAC Name	Date of Reg.	Date of Term.	Balance Carried Forward From Previous Year	Total Receipts*	Total Contributions to Candidates/ Committees	Total Operating Expenses
Maine Bikers PAC	4/12/89		116.56	268.56	50.00	49.76
Maine Business PAC	10/11/96		-0-	10,285.00	5,850.00	772.04
Maine Credit Union League	11/14/86		6,488.41	9,611.62	6,335.00	-0-
Maine Dental PAC	1/27/86		11,276.56	28,069.56	14,890.00	7,571.72
Maine Education Association PAC	1/30/84		2,152.09	20,430.24	18,050.00	11.42
Maine Eye PAC	10/22/93		313.89	3,216.56	2,500.00	.80
Maine Funeral Directors PAC	12/15/95		644.00	2,982.00	1,350.00	293.04
Maine Grassroots Coalition	7/21/95	1/10/97	2.19	8,907.17	-0-	8,907.17
Maine Green Party	4/10/95	5/31/96	438.97	10,870.64---	-0-	8,973.69
Maine Health Care Association	10/16/86		3,350.26	19,390.26	12,150.00	4,956.90
Maine Insurance Agents Assn. (formerly PIAM)	6/16/92		4,842.48	10,612.29	10,225.00	29.64
Maine Life Underwriter's PAC	7/20/84		2,601.55	5,681.21	4,700.00	193.75
Maine Natl. Abortion/Reproductive Rights	4/26/94	9/30/96	366.36	366.36	366.36	-0-
Maine NOW PAC	6/30/78		4,175.41	6,811.65	4,460.00	864.64
Maine Optometrists PAC	10/1/86		3,610.94	6,820.02	6,209.83	48.45
Maine Osteopathic PAC	8/12/92		226.20	5,111.92	2,300.00	1,342.77
Maine Physicians Action Fund (formerly PADPAC)	4/7/88		7,574.38	34,791.29	23,512.60	9,120.65
Maine Psychological Association	9/15/94		532.10	1,748.93	975.00	-0-
Maine Right to Life Committee	9/22/82		62.73	1,947.44	575.00	611.39
Maine State Employees Association	7/29/92		5,029.08	47,733.10	34,150.00	10,147.24
Maine Truck PAC	4/28/86		5,143.45	19,408.45	16,550.00	537.48
Maine UAW PAC Council	5/29/90		2,350.00	2,350.00	2,100.00	-0-
Merchants Alliance for Better Government	4/13/84		113.85	1,788.85	1,525.00	76.12
MPA Campaign Vote!	10/20/86		32.87	5,740.85	4,999.01	711.50
Natl. Association of Social Workers	2/13/92		1,922.84	3,534.27	1,850.00	934.41
Natl. Federation of Independent Business	8/17/92		2,627.83	4,536.22	2,950.00	229.40
NRA Political Victory Fund	4/1/88		-0-	9,030.00	9,000.00	30.00
NRG Barriers, Inc.	4/30/93	4/10/96	-0-	-0-	-0-	-0-
NYNEX Maine Employee PAC	1/17/96		-0-	10,100.00	10,050.00	14.70
Pharmacists of Maine PAC (POMPAC)	1/4/90		1,156.27	2,344.84	1,475.00	76.44
Primerica Financial Services/Maine PAC	3/14/88		16,182.89	16,926.56	-0-	151.55
Senate 21 - Leadership for a New Century	2/19/93		4,215.42	150,476.16	107,997.65	42,189.53
Smokeless Tobacco Council, Inc.	6/20/88		-0-	-0-	-0-	-0-
Sportsman's Alliance of Maine PAC	10/7/86		1,582.23---	66,005.94---	486.00	51,417.21
U.A. Local 321 PAC	9/27/91		1,853.68	2,668.84	2,000.00	-0-

PAC Name	Date of Reg.	Date of Term.	Balance Carried Forward From Previous Year	Total Receipts*	Total Contributions to Candidates/ Committees	Total Operating Expenses
Victory 96	9/20/95		1,600.00	2,600.00	-0-	1,800.00
We Mean Business PAC	10/4/95		11,551.16	109,355.74	41,161.08	67,696.05
Women's Leadership Campaign	9/25/92	7/26/96	868.81	874.26	-0-	-0-
<b>1996 TOTALS - CANDIDATE PACs</b>				<b>\$1,414,380.75</b>	<b>\$765,775.83</b>	<b>\$448,446.53</b>

TOTAL RECEIPTS \$1,414,380.75

TOTAL EXPENDITURES \$1,214,222.36

PACs organized specifically for purpose of supporting/opposing 1996 ballot questions.  
Totals are for all campaign transactions through 1/5/97.

PAC Name	Date of Reg.	Date of Term.	Total Receipts	Total Expenditures
American Forest & Paper Association	7/25/96	10/28/96	57,500.00	57,500.00
Aroostook Citiz. Concerned for Economic Security/Survival	4/19/96	11/19/96	4,955.97	4,951.02
Ban Clearcutting Committee	11/14/95		456,776.40	461,055.11
Citizens for a Healthy Forest and Economy	12/7/95		5,819,108.25	5,775,595.12
Citizens for Reading the Details and Fine Print	10/30/96		47,616.03	47,596.61
Citizens for Responsible Forestry	5/7/96	1/5/97	1,709.99	1,709.99
Citizens to Restore the North Woods	10/30/96		2,274.35	2,239.35
D. Gordon Mott	11/1/96	1/16/97	115.54	115.54
Economic and Environmental Improvement Coalition	10/3/96		28,620.89	28,578.93
Friends of Clean Elections in ME (formerly ME Common Cause, PAC)	9/24/96	12/17/96	3,696.41	3,696.41
Loggers for Maine's Future	3/15/96		10,447.22	10,447.22
Maine Americans for America	11/1/96	1/7/97	3,230.35	3,230.35
Maine Citizens for Information Access	2/29/96	7/23/96	22,413.14	22,413.14
Maine Voters for Clean Elections	6/9/96	7/5/97	483,885.13	478,216.86
Money Out of Politics Coalition	9/1/94	2/13/96	1,651.15	1,651.15
Natural Resources Council of Maine PAC	10/10/96		4,410.35	4,410.35
On Our Terms - Petition Committee	10/23/95	9/18/96	67,064.25	67,064.25
On Our Terms - Campaign Committee	9/18/96		976.81	976.81
People for a Sustainable Forest Alternative	8/26/96	10/30/96	129,148.23	129,148.23
Retail Lumber Dealers PAC	10/29/96	12/17/96	800.00	800.00
Stop the Back-Room Deal, Vote 2C	9/24/96	3/30/97	48,468.95	48,468.95
Unorganized Territories United	8/6/96		2,744.05	2,544.09
Yes on 2A	10/18/96	1/16/97	156,553.52	156,553.52
<b>1996 TOTALS - BALLOT QUESTION PACs</b>			<b>\$7,354,166.98</b>	<b>\$7,308,963.00</b>

Other PACs. Totals are for calendar year 1996.

PAC Name	Date of Reg.	Date of Term.	Balance Carried Forward From Previous Year	Total Receipts*	Total Operating Expenses
AMI - Yes on #4	10/30/95	4/10/96	-0-	1,550.00	1,550.00
Citizens Concerned About Reformulated Gas	9/11/95		425.77	600.77***	594.84
Citizens for a Livable Environ. in Alliance w/ Nature in ME	9/16/96		-0-	6,895.14***	6,895.14
Citizens for Better Dental Health	7/25/96	1/13/97	-0-	39,485.00	39,485.00
Citizens for Entertainment Choice	5/23/96	7/25/96	-0-	9,152.70	9,139.84
Citizens for Sensible Emission Law	1/26/95		275.45	275.45	-0-
Coalition to Protect Maine's Family Farms	9/20/96		-0-	4,260.00	4,260.00
Committee for a Safe Energy Future	5/3/86		172.52	6,332.07	5,738.39
Common Sense for Maine Forests	11/26/96		-0-	203.39	18.72
Concerned Coastal Clammers Committee	5/5/95		-0-	-0-	-0-
Concerned Maine Families	6/30/93		28.46	10,110.46***	7,462.95
Congressional Term Limits Coalition	9/3/93		-0-	-0-	-0-
Decline to Sign (formerly Pinetree PAC)	2/21/86		14.35	4,934.98	4,642.06
Downeast Pharmacy PAC	10/27/95		-0-	-0-	-0-
Friends for a State Aquarium	2/19/91		137.60	-0-	14.00
Friends of the University of Maine	10/27/94		31.65	32.61	-0-
Keep Maine Moving Coalition	10/10/95	4/10/96	1,443.50	1,443.50	1,011.12
Maine Citizens for Responsible Government	7/21/95		2,951.13	60,487.83	59,566.09
Maine Citizens for Safe Waste Disposal	9/10/85		15,034.56	-0-	-0-
Maine College Republicans	10/23/95		-0-	5,481.07**	5,031.07
Maine Freedom Fighters	10/5/90		275.89	275.89	275.89
Maine League of Conservation Voters	10/14/86		775.59	6,085.59	4,791.72
Maine Taxpayer Action Network	1/18/95		123.00	20,360.00***	20,215.00
Maine Taxpayers Party	10/5/94		149.32	671.21***	368.58
Maine Won't Discriminate	8/24/93		5,927.17	62,583.42	53,550.83
People Working to Save ME's Outdoor Heritage	8/3/94	4/2/96	-0-	-0-	-0-
Save Our Homes, Inc.	11/27/95		40.00	1,045.00	1001.00
<b>1996 TOTALS - OTHER PACs</b>				<b>\$242,266.08</b>	<b>\$225,612.24</b>

ALL PACs REGISTERED IN MAINE - 1996:

TOTAL RECEIPTS

\$9,010,813.81

TOTAL EXPENDITURES

\$8,748,797.60

\* Includes balance carried forward

\*\* Out-of-State PACs -- includes contributions to Maine candidates/committees only

\*\*\* Includes loans

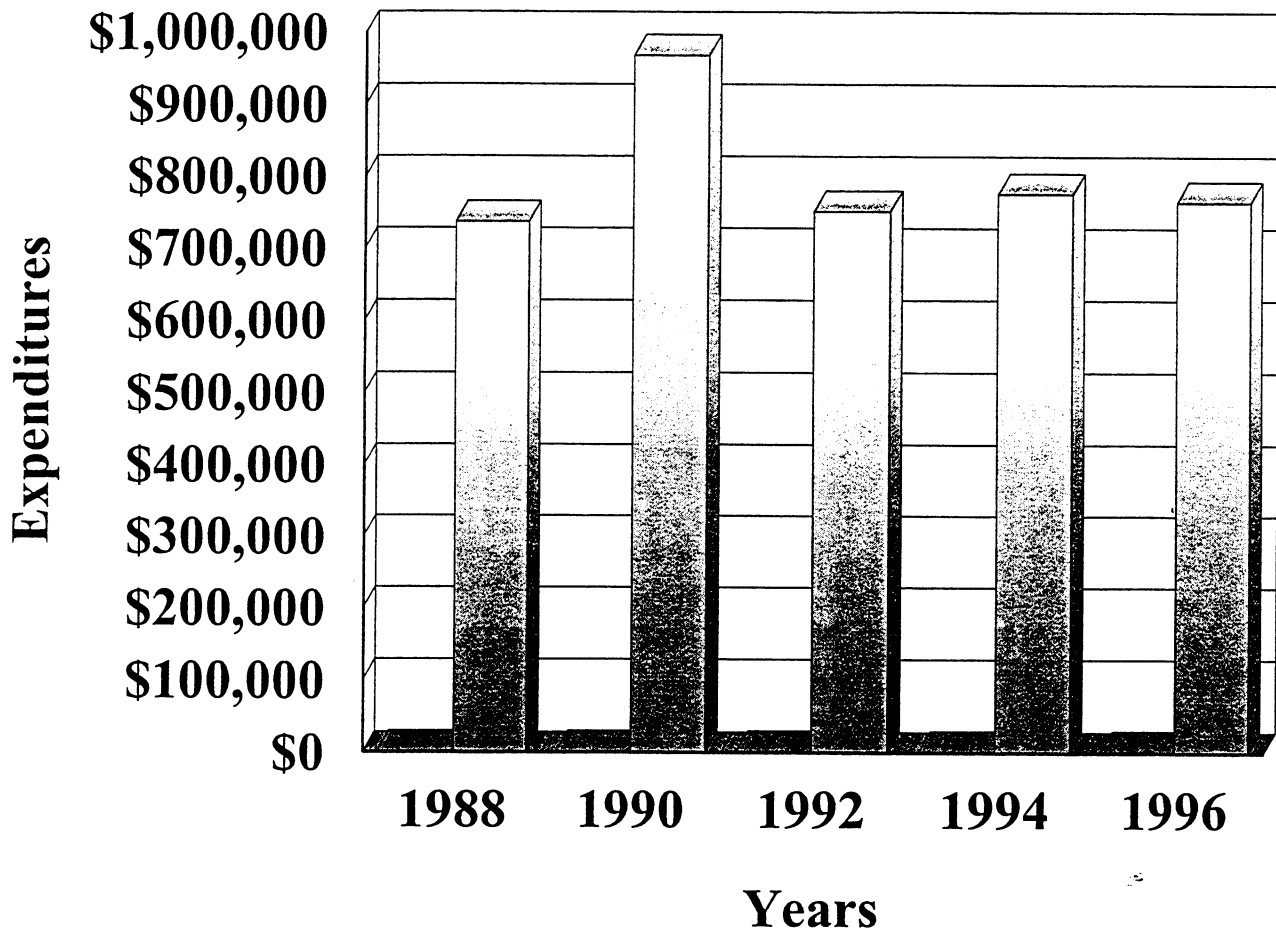
**COMMISSION ON GOVERNMENTAL ETHICS AND ELECTION PRACTICES**

**NUMBER OF CANDIDATE PACS  
REGISTERED IN MAINE**

**1988 - 1996**

1988	57
1990	71
1992	70
1994	76
1996	69

# Expenditures of Registered Political Action Committees (Candidate PACs Only)



Year	Expenditures
1988	\$737,173
1990	\$968,845
1992	\$752,002
1994	\$776,614
1996	\$765,776

## LOBBYIST DISCLOSURE PROCEDURES

The lobbyist disclosure law requires registered lobbyists to file monthly reports with the Commission. The reports must show the compensation received and expenditures made by the lobbyist in support of lobbying activity. Lobbyist must file annual reports as well.

### Lobbyist Activity 1996:

Each fall, the staff reviews reporting forms and instructions and revises them as necessary to conform them to legal requirements. Packets containing registration forms and instructions for reporting are then mailed to the previous years' registrants. The staff produces and publishes an annual register containing the names and addresses of all registered lobbyists and their employers. In January of each year, the staff compiles and publishes a lobbyist compensation report summarizing the activity of lobbyists for the previous year.

Both the register and the annual report are available for public inspection and may be purchased for a small fee.

The number of individual lobbyists and lobbyist employers in 1996 declined by approximately 20% compared to 1995, while reported expenses increased significantly. The total number of lobbyist registrations (i.e., lobbyist/employer, employer/lobbyist, recognizing that an individual lobbyist may work for more than one employer and an individual employer may employ more than one lobbyist) declined slightly in the 117th Legislature (1995-1996) compared to the 116th Legislature (1993-1994). However, the amount of compensation paid to lobbyists increased by 13% during that period to a record \$5,589,729.64, while expenses reported by lobbyists was 47 times the expenses reported during the 116th Legislature. The reported amount spent on officials by lobbyists nearly tripled and the amount of money spent in increments in excess of \$25 on officials nearly doubled during the 117th Legislature compared to the previous period.

**Decade Summary:** In 1994, the Commission staff undertook a study of the numbers of lobbyists and lobbyist employers conducting business in Maine from 1987 through 1995, and the compensation received by lobbyists from 1989 to 1995. The results of that study, updated to include the present reporting period, are summarized on page 48 of this report.

With respect to Part A (p. 48), it should be noted that the level of activity conducted each year is directly related to the duration of the legislative session; i.e., the first Legislative session, which falls in the odd-numbered year, produces more activity than does the shorter alternate session. Hence, while the figures accurately reflect yearly activity, they are of little use in measuring progression. A better gauge are totals for the Legislative Biennium which combine activity for both the long and short sessions (see Part B).

## Annual Report - 1996

The study shows that between 1987 and 1995, lobbyist registrations increased 20 percent; the number of individuals lobbying rose 96.5 percent; and the number of persons employing lobbyists increased 21.4 percent. The total compensation paid to lobbyists during 1995 was more than in any year examined in the study.

As with campaign finance reports, each monthly disclosure report is monitored for timeliness and completeness. During the lobbying year December 1, 1995 through November 30, 1996, 49 lobbyists filed 75 late reports (some lobbyists filed multiple late reports). During the period covered by this report, 42 lobbyists remitted payment on being notified of their penalties, and 33 requested waivers, of which 6 were fully waived, 21 were partially waived, 6 were denied.

\*\*\*\* \*

**LOBBY STATISTICS - 1996**  
**(As of November 30, 1996)**

*Individual Lobbyists/Lobbyist Associates	226	
		* * * * *
Number of employers	246	
		* * * * *
Number of registrations	292	
		* * * * *

Fees:	292 lobbyist/employer registrations	@ \$200 each = \$58,400
	**247 lobbyist associate registrations	@ \$100 each = 24,700
		\$83,100
	<b>Total revenue from registrations</b>	<b>\$83,100</b>
	Penalties	5,400
	Publications sold (including disks)	***504
		<b>\$89,004</b>
	<b>Total revenue - lobbyist function</b>	<b>\$89,004</b>

**Average amount remitted by lobbyist/employer each joint registration = \$304.81**

- \* Includes individuals only.
- \*\* Lobbyist associates do not register separately. They are listed on joint lobbyist/employer registration.
- \*\*\* Includes sales tax of \$30.24.



LOBBYIST STATISTICS: 1987 - 1996

PART A

YEAR	NUMBER OF INDIVIDUAL LOBBYISTS	NUMBER OF EMPLOYERS	NUMBER OF REGISTRATIONS	COMPENSATION	EXPENSES	SPENT ON OFFICIALS	\$25+ SPENT ON OFFICIALS	TOTAL REVENUE
1987	144	257	312 (\$50 ea)					\$16,050.00
1988	132	237	279 (\$75 ea)					23,338.00
1989	304	308	368 (\$75 ea)	\$2,279,503.72	\$136,249.12	\$6,212.43	\$2,165.00	27,600.00*
1990	276	255	311 (\$75 ea)	1,586,713.65	86,663.86	9,085.08	710.82	27,397.00
1991	298	287	351 (\$100 ea)	2,747,343.39	2,393.98	4,863.53	312.00	40,167.00
1992	269	254	306 (\$100 ea)	1,596,026.44	54,444.43	3,542.74	882.41	33,322.00
1993	303	285	349 (\$100 ea)	2,619,813.12	1,686.57	4,295.65	2,633.92	37,366.00
1994	250	275	342 (\$200 ea)	2,326,765.03	2,178.38	7,690.61	3,262.06	Reg. 104,300.00 Pen. 10,200.00 Sales 204.00 Total 114,704.00
1995	283	312	390 (\$200 ea)	3,473,451.13	9,699.68	16,217.99	6,878.94	Reg. 119,200.00 Pen. 9,700.00 Sales 371.00 Total 129,271.00
1996	226	246	292 (\$200 ea)	2,116,278.51	172,686.14	17,246.20	3,514.01	Reg. 83,100.00 Pen. 5,400.00 Sales 504.00 Total 89,004.00

PART B

YEAR	NUMBER OF REGISTRATIONS	COMPENSATION	EXPENSES	SPENT ON OFFICIALS	\$25+ SPENT ON OFFICIALS
1987-1988 113th Legislature	591				
1989-1990 114th Legislature	679	\$3,866,217.37	\$222,912.98	\$15,297.51	\$2,875.82
1991-1992 115th Legislature	657	\$4,343,369.83	\$56,838.41	\$8,406.27	\$1,194.41
1993-1994 116th Legislature	691	\$4,946,578.15	\$3,804.95	\$11,985.26	\$5,895.98
1995-1996 117th Legislature	682	\$5,589,729.64	\$182,385.82	\$33,464.19	\$10,392.95

\* Registration fees only

**LOBBYIST EMPLOYERS SPENDING \$20,000 OR MORE - ALL REGISTRANTS  
ALL TYPES OF EXPENSES**

**December 1, 1995 - November 30, 1996**

1996	TOTAL AMOUNT	EMPLOYER	EMPLOYER BUSINESS	1995	1994
1.	\$87,477.91	Maine Assn. of Mental Health Services	Mental health	4.	6.
2.	\$78,854.80	Maine Municipal Association	Non-profit advisory organization	5.	9.
3.	\$78,808.36	Central Maine Power Company	Utilities	1.	1.
4.	\$75,488.76	Blue Cross & Blue Shield of Maine	Insurance	11.	
5.	\$70,210.94	R. J. Reynolds Tobacco	Tobacco/food	8.	5.
6.	\$51,326.45	Maine Health Care Association	Health care	44.	
7.	\$45,129.19	Champion International Corp.	Paper industry	12.	
8.	\$37,000.00	State Farm Insurance Companies	Insurance	18.	10.
9.	\$36,770.00	Maine Chamber & Business Alliance	Business	29.	22.
10.	\$30,590.28	Maine Council of Self-Insurers	Workers comp.		42.
11.	\$30,000.00	PVA Part. I & Software 93 Part. I	Wagering/gaming		
12.	\$27,630.99	S. D. Warren Company	Forest products		
13.	\$28,929.47	NYLCare Health Plans of ME, Inc.	Insurance		
14.	\$27,802.00	Maine Bankers Association	Banking/finance	16.	15.
15.	\$25,879.53	Assisted Living Coalition	Congregate living provisions		
16.	\$25,491.00	Boise Cascade	Forest products	20.	14.
17.	\$25,000.00	Maine Assn. of Realtors	Real estate	34.	16.
18.	\$25,000.00	Guilford Rail System	Railroad	35.	
19.	\$24,641.45	Maine Pulp and Paper Association	Trade association		
20.	\$24,200.00	Waste Management, Inc.	Waste management	40.	
21.	\$24,068.80	Maine Daily Newspaper Publ. Assn.	Assn. of daily newspapers	52.	25.
22.	\$23,677.94	Healthsource Maine, Inc.	Health care/insurance		

1996	TOTAL AMOUNT	EMPLOYER	EMPLOYER BUSINESS	1995	1994
23.	\$23,344.05	American Forest & Paper Association	Forest products		
24.	\$22,584.52	Irving Oil Corporation	Business/commerce/forest prod.		
25.	\$22,529.36	Paper Industry Information Office	Manufacturing	6.	11.
26.	\$22,350.00	Maine State Bar Association	Legal		
27.	\$22,000.00	Maine Trial Lawyers Association	Legal	28.	7.
28.	\$21,500.00	Philip Morris Management Corp.	Tobacco/food processing/sales	41.	
29.	\$21,462.73	Manufactured Housing Assn. of Maine	Builders & retailers		
30.	\$20,983.83	A T & T	Utilities		24.
31.	\$20,076.46	Maine Assn./Substance Abuse Providers	Substance abuse providers		
32.	\$20,000.00	Independent Insurance Agents Assn.	Insurance	51.	23.

**COMPENSATION - LOBBYISTS & LOBBYING/CONSULTING FIRMS CONTRACTING FOR TWO OR MORE CLIENTS**

1996

	<b>Lobbyist/Firm</b>	<b>Compensation</b>	<b>1995 Standing (out of 33)</b>
1.	Doyle & Nelson	\$324,682.57	1.
2.	Preti, Flaherty, Beliveau & Pachios	\$163,384.63	2.
3.	Eaton, Peabody, Bradford & Veague	\$136,326.44	3.
4.	Public Affairs Group, The	\$81,026.89	14. & 15.
5.	Weil and Howe, Inc.	\$80,496.56	4.
6.	Verrill & Dana	\$72,905.88	6.
7.	Moose Ridge Associates	\$64,000.00	16.
8.	Pierce, Atwood, Scribner, Allen, Smith & Lancaster	\$51,610.50	7.
9.	Drummond Woodsum & MacMahon	\$47,234.50	5.
10.	Dyer and Goodall	\$45,059.00	9.
11.	Allen & Emery/Allen Associates	\$36,600.00	8.
12.	Maine Tomorrow	\$35,960.99	21.
13.	Hawkes Associates	\$32,000.00	11.
14.	Thistle & Tardy	\$30,667.97	12.
15.	Linda Gifford Law Office	\$28,000.00	22.
16.	Resource Policy Group	\$26,250.00	23.
17.	Marden, Dubord, Bernier & Stevens	\$25,000.00	25.
18.	Mayhew Governmental Relations	\$21,800.00	17.
19.	Pineau Policy Associates, Inc.	\$19,800.00	13.
20.	O'Brien, Jadine R.	\$17,888.00	26.
21.	Royce, John W.	\$17,800.00	24.
22.	Public Policy Associates	\$16,386.64	18.
23.	Rudman & Winchell	\$12,753.68	20.
24.	Kane, Edward J.	\$11,760.00	29.
25.	McGregor, Jimmy A.	\$11,533.26	--
26.	Bernstein, Shur, Sawyer & Nelson	\$7,929.50	10.
27.	Macomber, Harold M.	\$7,600.00	32.

(Blank )

**LOBBYISTS & LOBBYING/CONSULTING FIRMS CONTRACTING FOR TWO OR MORE CLIENTS**

1996

**Allen & Emery/Allen Associates**

Allen, Carol M.	
Emery, David	
St. Onge, Vivian	
American Naturopathic Medical Association	2,200.00
Maine Psychological Association	8,000.00
Miller Brewing Company	8,400.00
Philip Morris Management Corporation	18,000.00
<b>TOTAL</b>	<b>\$36,600.00</b>

**Bernstein, Shur, Sawyer & Nelson**

Lee, Catherine A.	
Lehman, Kenneth W.	
Biddeford Pool Citizens' Association	7,214.00
Maine Podiatric Medical Association	715.50
<b>TOTAL</b>	<b>\$7,929.50</b>

**Doyle & Nelson**

Doyle, Jon R.	
Nelson, Craig H.	
MacLean, Andrew B.	
Riley, Daniel P. Jr.	
Assisted Living Coalition	24,260.08
Blue Cross Blue Shield of Maine	52,000.00
Central Maine Power Company	30,000.00
Chemical Specialities Manufacturers Assn.	11,250.00
Home Care Alliance of Maine	3,000.00
International Game Technology	13,868.18
Irving Oil Corporation	22,000.00
ITW Hi-Cone	6,000.00
Maine Ambulatory Care Coalition	3,000.00
Maine Assn. of Mental Health Services	56,200.00
Maine Assn. of Substance Abuse Providers	18,368.93
Maine Restaurant Association	9,879.14
Ogunquit Sewer District	9,081.25
R. J. Reynolds Tobacco	61,000.00
West Publishing Corporation	900.00
Westbrook Community Hospital	3,875.00
<b>TOTAL</b>	<b>\$324,682.57</b>

**Drummond Woodsum & MacMahon**

Plouffe, William L.	
Spencer, Richard A.	
Agrimark, Inc.	10,234.50
State Farm Insurance Companies	37,000.00
<b>TOTAL</b>	<b>\$47,234.50</b>

**Dyer and Goodall**

Dyer, Linda Smith	
Bivins, James D.	
Frito-Lay, Inc.	8,956.00
Maine Independent Colleges Association	3,654.00
Maine Soft Drink Association	5,105.00
Maine Trial Lawyers Association	22,000.00
Mercy Hospital	1,864.00
Multistate Associates/Singer Assets	3,480.00
<b>TOTAL</b>	<b>\$45,059.00</b>

**Eaton, Peabody, Bradford & Veague**

Scott, Gordon H. S.	
Smith, Douglas M.	
Wagner, Dorisann B. W.	
Aloupis, Angela Z.	
Brown, Thomas M.	
Hamilton, P. Andrew	
Palmer, Linwood E. Jr.	
A T & T	20,272.24
Aqua Products International, Inc.	3,867.50
Central Maine Power Company	34,327.50
Eastern Maine Healthcare	2,359.50
Greater Bangor Baseball, Inc.	7,120.80
Maine Daily Newspaper Publishers Assn.	24,000.00
Maine Press Association	5,000.00
Maine Self-Insurance Guarantee Assn.	2,268.00
Maine Yankee Atomic Power Company	4,046.50
Minnesota, Mining & Manufacturing	12,539.00
Newport Sanitary District	2,179.00
Pharmacy Group of New England	3,916.80
S. D. Warren	10,995.00
Searsport Water District	3,434.60
<b>TOTAL</b>	<b>\$136,326.44</b>

**Hawkes Associates**

Hawkes, Susan	
National Federation of Independent Business	8,000.00
Waste Management, Inc.	24,000.00
<b>TOTAL</b>	<b>\$32,000.00</b>

**Kane, Edward J.**

Kane, Edward J.	
Blue Alliance Mutual Insurance Company	5,880.00
Blue Cross Blue Shield of Maine	5,880.00
<b>TOTAL</b>	<b>\$11,760.00</b>

**Linda Gifford Law Office**

Gifford, Linda B.	
Butts, Cindy B.	
Maine Association of Realtors	25,000.00
Pine Tree Vending Association	3,000.00
<b>TOTAL</b>	<b>\$28,000.00</b>

**Macomber, Harold M.**

Macomber, Harold M.	
Maine Better Transportation Association	4,000.00
Maine Motor Transport Association, Inc.	3,600.00
<b>TOTAL</b>	<b>\$7,600.00</b>

**Maine Tomorrow**

Burke, Christine F.	
Reuthe, Elizabeth	
Moreau, Susan	
American Forest & Paper Association	22,000.00
Maine Community Drugstore Coalition	5,199.99
Maine Education Association	5,000.01
Mayhew Governmental Relations/Kraft Foods	3,510.00
SYNERNET	250.99
<b>TOTAL</b>	<b>\$35,960.99</b>

**Marden, Dubord, Bernier & Stevens**

Bernier, Daniel J.	
Caughey, Paula F.	
Maine Association of Life Underwriters	13,000.00
Professional Insurance Agents	12,000.00
<b>TOTAL</b>	<b>\$25,000.00</b>

**Mayhew Governmental Relations**

Mayhew, Mary	
Maine Association of Insurance Companies	6,000.00
Maine Beer & Wine Wholesalers Assn.	11,500.00
Maine Dietetic Association	800.00
Maine Yankee	-0-
Philip Morris Management Corporation	3,500.00
<b>TOTAL</b>	<b>\$21,800.00</b>

**McGregor, Jimmy A.**

McGregor, Jimmy A.	
Wilkins, Alice	
Maine Merchants Association	9,980.00
Maine Pharmacy Association	1,553.26
<b>TOTAL</b>	<b>\$11,533.26</b>

**Moose Ridge Associates**

Sweet, Elizabeth	
Shagoury, Daniel	
Maine Assn. of Area Agencies on Aging	16,000.00
Maine Assn. of Mental Health Services	27,000.00
Maine Child Care Director's Association	8,000.00
Maine Naturopathic Association	8,000.00
Maine Occupational Therapists	5,000.00
<b>TOTAL</b>	<b>\$64,000.00</b>

**O'Brien, Jadine R.**

O'Brien, Jadine R.	
Blue Alliance Mutual Insurance Company	8,944.00
Blue Cross Blue Shield of Maine	8,944.00
<b>TOTAL</b>	<b>\$17,888.00</b>

**Pierce, Atwood, Scribner, Allen, Smith & Lancaster**

Delahanty, John D.	
Doyle, Thomas R.	
Holman, Abigail M.	
Howard, Christopher E.	
White, Jeffrey M.	
American Council of Life Insurance	2,965.00
American Frozen Foods	355.00
Cliff House, The	6,920.00
Grocery Manufacturers of America	975.00
Maine Employers' Mutual Insurance Co.	1,775.50
Maine Forest Products Council	-0-
Maine Pulp and Paper Association	23,042.50
McDonald's	1,525.00
Portland Pipe Line Corporation	1,565.00
University of New England	2,147.50
Wheelabrator Clean Water Systems	9,000.00
Wine Institute	1,340.00
<b>TOTAL</b>	<b>\$51,610.50</b>

**Pineau Policy Associates, Inc.**

Pineau, Edward L.	
Sonnier, Catherine	
Harvard Pilgrim Health Care	5,000.00
Maine Credit Union League	10,000.00
National Association of Social Workers/ME	2,500.00
Pay Power Benefits	800.00
STAAB Agency	1,500.00
<b>TOTAL</b>	<b>\$19,800.00</b>

**Preti, Flaherty, Beliveau & Pachios**

Beliveau, Severin M.	
Buxton, Anthony W.	
Dingman, Charles F.	
Doyle, John P. Jr.	
Gentile, Michael J.	
Gerrity, Bruce C.	
O'Callaghan, Deirdre M.	
Pachios, Harold C.	
Robinson, Ann R.	
Arata, Kelly J.	
Davis, Virginia E.	
LeDuc, Mark	
Sullivan, Jodie S.	
American Express Travel Related Services	507.50
American Family Life Assurance Company	540.00
American Insurance Association	3,885.00
Anheuser-Busch Companies, Inc.	8,567.50
Chinet Company, The	-0-
Cumberland Corporation, The	-0-
Danton, William M.	1,800.00

**Preti, Flaherty, Beliveau et al - continued**

DeHart and Darr Associates	-0-
Green Spring of Maine	3,265.00
Industrial Energy Consumer Group	-0-
Jay, Town of	-0-
Lewiston Raceways, Inc.	10,792.50
Maine Association Professional Accountants	-0-
Maine Automobile Dealers Association	5,381.25
Maine Financial Services Association	12,083.33
Maine Health Care Association	33,511.50
Maine Hospital Association	3,311.52
Maine Medical Center	2,912.00
Maine Movers Association	1,220.50
Maine Oil Dealers Association	-0-
Maine Optometric Association	3,770.00
Maine Turnpike Authority	730.75
National Association of Independent Insurers	3,176.25
National Council Compensation Insurance, Inc.	-0-
New England Cable Television Association	4,533.32
NYLCare Health Plans of Maine, Inc.	26,613.14
Ogunquit, Town of	5,341.25
Pharmaceutical Research & Mfrs./America	3,900.00
R. L. Polk & Company	861.51
Ski Maine	456.25
Society of the Plastics Industry	208.33
Subaru of New England	1,687.50
Theatre Owners of New England	576.50
Tobacco Institute, The	5,291.73
Waterville, City of	17,073.00
Wells, Town of	1,387.50
<b>TOTAL</b>	<b>\$163,384.63</b>

**Public Affairs Group, The**

Mackey, Joseph R.	
Micoleau, Charles J.	
Mitchell, James F.	
Timberlake, Cheryl C.	
Alamo Rent a Car, Inc.	4,223.86
Algonquin Gas Transmission Company	4,600.00
American Methanol Institute	9,000.00
American Physical Therapy Association	2,550.00
Biotechnology Association of Maine	1,000.00
Browning-Ferris, Inc.	6,000.00
Health Insurance Association of America	13,553.03
Healthsource Maine, Inc.	16,000.00
L. L. Bean, Inc.	4,000.00
Maine Radiological Society	4,800.00
PepsiCo, Inc.	-0-
Telephone Association of Maine	3,300.00
UNUM	5,500.00
W. R. Livingston Fish Company	6,500.00
<b>TOTAL</b>	<b>\$81,026.89</b>

**Public Policy Associates**

Davies, Richard S.	
Maine Community Action Association	6,400.00
Maine Gaming Association	1,320.00
Maine Society of Clinical Social Workers	2,000.00
Northern Utilities, Inc.	6,666.64
<b>TOTAL</b>	<b>\$16,386.64</b>

**Resource Policy Group**

Johnston, Edward I.	
Maine Aggregate Association	6,000.00
Maine Council of Self-Insurers	12,250.00
St. Paul Fire & Marine Insurance Company	5,000.00
Wells, Town of	3,000.00
<b>TOTAL</b>	<b>\$26,250.00</b>

**Royce, John W.**

Royce, John W.	
Maine Apartment Owners & Managers Assn.	6,000.00
Maine Chiropractic Association	2,800.00
Maine Truckers Unlimited	6,000.00
Martin, Mr. Peter	3,000.00
<b>TOTAL</b>	<b>\$17,800.00</b>

**Rudman & Winchell**

Murray, Robert E.	
Newport, Town of	3,390.00
Sawyer Environmental Services	9,363.68
<b>TOTAL</b>	<b>\$12,753.68</b>

**Thistle & Tardy**

Thistle, Dale F.	
Tardy, Joshua A.	
Guilford Rail System	25,000.00
Maine Council, Atlantic Salmon Federation	-0-
Society of Maine Psychologists	5,667.97
<b>TOTAL</b>	<b>\$30,667.97</b>

**Verrill & Dana**

Cohen, James I.	
Dobson, Beth	
Hart, Debra A.	
Soltan, Charles C.	
Healy, Michael T.	
Trask, Anthony A.	
Associated Hospital Service of Maine	11,188.85
Bangor Hydro-Electric Company	6,564.69
Blue Alliance Mutual Insurance Company	-0-
CFH Acquisition, L.L.C.	6,898.50



**Verrill & Dana - continued**

Decoster Egg Farms	-0-
Great Northern Paper, Inc.	919.78
Habit Management, Inc.	2,300.10
Hannaford Brothers Company	4,683.03
Hanover Insurance Company	3,494.07
Maine Association of Community Banks	10,678.11
Maine Merchants Association	-0-
Maine Public Service Company	2,425.01
Maine Water Utilities Association	4,863.86
Maine Yankee	623.30
Medical Mutual Insurance Company	2,873.49
Motion Picture Association	-0-
Oxygenated Fuels Association	4,089.09
Portland Water District	11,304.00
Utilities, Inc.	-0-
<b>TOTAL</b>	<b>\$72,905.88</b>

**Weil and Howe, Inc.**

Howe, Robert S.

Crockett, Patsy A.

Maine Adult Education Association	10,000.00
Maine Association of Independent Schools	6,500.00
Maine Clinical Counselors Association	6,250.00
Maine County Commissioners Association	14,008.02
Maine Educational Media Association	3,000.00
Maine Innkeepers Association	10,000.00
Maine Library Association	3,000.00
Manufactured Housing Association of Maine	19,338.54
Northeastern Retail Lumber Association	6,000.00
Returnable Services, Inc.	2,400.00
<b>TOTAL</b>	<b>\$80,496.56</b>

## 1996 LOBBYIST COMPENSATION REPORT

p 1

LOBBYIST NAME	EMPLOYER NAME(S)	COMPENSATION	EXPENSES	SPENT ON OFFICIALS	\$25+ SPENT ON OFFICIALS
Ahearn, Beth	Maine Audubon Society	\$1,674.38	\$917.83	-0-	-0-
	TOTAL:	\$1,674.38	\$917.83	\$0.00	\$0.00
Aho, Patricia W.	American Petroleum Institute	\$3,895.60	-0-	-0-	-0-
	TOTAL:	\$3,895.60	\$0.00	\$0.00	\$0.00
Allen, Carol M.	American Naturopathic Med. Assn.	\$2,200.00	\$300.00	-0-	-0-
	Maine Psychological Association	\$8,000.00	\$400.00	-0-	-0-
	Miller Brewing Company	\$8,400.00	-0-	-0-	-0-
	Philip Morris Management Corp.	\$18,000.00	-0-	-0-	-0-
	TOTAL:	\$36,600.00	\$700.00	\$0.00	\$0.00
Barnes, Ralph H.	Christian Science Committee/Pub.	\$3,492.00	-0-	1,962.47	\$1,962.47
	TOTAL:	\$3,492.00	\$0.00	1,962.47	\$1,962.47
Basso, John C.	AFSCME Council 93	\$9,550.00	-0-	-0-	-0-
	TOTAL:	\$9,550.00	\$0.00	\$0.00	\$0.00
Baum, Ellen	Maine Voters for Clean Elections	\$1,400.00	1,400.00	-0-	-0-
	TOTAL:	\$1,400.00	1,400.00	\$0.00	\$0.00
Beliveau, Severin M.	American Exp. Travel Related Ser.	\$507.50	\$405.85	-0-	-0-
	Anheuser-Busch Companies, Inc.	\$8,567.50	\$277.11	-0-	-0-
	Green Spring of Maine	\$3,265.00	\$88.19	-0-	-0-
	Lewiston Raceways, Inc.	\$10,792.50	\$737.34	-0-	-0-
	Maine Health Care Association	\$33,511.50	1,125.20	-0-	-0-
	Maine Movers Association	\$1,220.50	\$34.76	-0-	-0-
	Maine Turnpike Authority	\$730.75	\$200.00	-0-	-0-
	New England Cable TV Association	\$4,533.32	\$342.41	-0-	-0-
	Ogunquit, Town of	\$5,341.25	\$106.55	-0-	-0-
	Pharmaceutical Res. & Mfr./Amer.	\$3,900.00	\$540.21	-0-	-0-
	R. L. Polk & Company	\$861.51	\$334.55	-0-	-0-
	Ski Maine	\$456.25	\$301.50	-0-	-0-
	Subaru of New England	\$1,687.50	\$429.28	-0-	-0-
	Theatre Owners of New England	\$576.50	-0-	-0-	-0-
	Tobacco Institute, The	\$5,291.73	\$90.15	-0-	-0-
	Waterville, City of	\$17,073.00	\$549.82	-0-	-0-
	TOTAL:	\$98,316.31	5,562.92	\$0.00	\$0.00
Bernier, Daniel J.	Maine Assn. of Life Underwriters	\$13,000.00	1,000.00	-0-	-0-

## 1996 LOBBYIST COMPENSATION REPORT

p 2

LOBBYIST NAME	EMPLOYER NAME(S)	COMPENSATION	EXPENSES	SPENT ON OFFICIALS	\$25+ SPENT ON OFFICIALS
	Professional Insurance Agents	\$12,000.00	1,000.00	-0-	-0-
	TOTAL:	\$25,000.00	2,000.00	\$0.00	\$0.00
Bickerman, Peter B.	Maine Optometric Association	\$3,750.00	-0-	-0-	-0-
	TOTAL:	\$3,750.00	\$0.00	\$0.00	\$0.00
Bickmore, Ellen C.	Maine State Grocers Association	\$245.16	\$200.00	1,977.95	-0-
	TOTAL:	\$245.16	\$200.00	1,977.95	\$0.00
Billings, Daniel I.	Maine Campground Owners Assn.	\$1,270.86	-0-	-0-	-0-
	TOTAL:	\$1,270.86	\$0.00	\$0.00	\$0.00
Bozzella, John T.	Ford Motor Company	-0-	-0-	-0-	-0-
	TOTAL:	\$0.00	\$0.00	\$0.00	\$0.00
Breton, Daniel B.	NYNEX	\$13,578.09	3,938.53	\$568.55	\$568.55
	TOTAL:	\$13,578.09	3,938.53	\$568.55	\$568.55
Briggs, Theodore T.	Medical Mutual Ins. Co. of Maine	\$1,173.00	-0-	-0-	-0-
	TOTAL:	\$1,173.00	\$0.00	\$0.00	\$0.00
Brown, Harry	Maine People's Alliance	\$3,871.29	2,561.36	-0-	-0-
	TOTAL:	\$3,871.29	2,561.36	\$0.00	\$0.00
Brown, Thomas T., Jr.	Maine Automobile Dealers Assn.	\$2,307.74	-0-	-0-	-0-
	TOTAL:	\$2,307.74	\$0.00	\$0.00	\$0.00
Brown-Mohr, Karen	Boise Cascade Corporation	\$10,230.00	15261.00	\$201.00	-0-
	TOTAL:	\$10,230.00	15261.00	\$201.00	\$0.00
Burke, Christine F.	Maine Comm. Drug Store Coalition	\$5,199.99	\$168.54	-0-	-0-
	Maine Education Association	\$5,000.01	\$157.25	-0-	-0-
	Mayhew Gov. Relations/Kraft Foods	\$3,510.00	\$316.81	-0-	-0-
	SYNERNET	\$250.99	\$218.55	-0-	-0-

## 1996 LOBBYIST COMPENSATION REPORT

p 3

LOBBYIST NAME EMPLOYER NAME(S)	COMPENSATION	EXPENSES	SPENT ON OFFICIALS	\$25+ SPENT ON OFFICIALS
TOTAL:	\$13,960.99	\$861.15	\$0.00	\$0.00
Butts, John W. Associated Constructors of Maine	\$1,500.00	-0-	-0-	-0-
TOTAL:	\$1,500.00	\$0.00	\$0.00	\$0.00
Buxton, Anthony W. Chinet Company, The Industrial Energy Consumer Group	-0- -0-	\$301.05 -0-	-0- -0-	-0- -0-
TOTAL:	\$0.00	\$301.05	\$0.00	\$0.00
Cain, Warren P. Brotherhood of Maint. of Way Emp.	\$917.70	-0-	-0-	-0-
TOTAL:	\$917.70	\$0.00	\$0.00	\$0.00
Carr, Douglas S. Rite Aid Corporation	\$15,028.00	1,364.71	-0-	-0-
TOTAL:	\$15,028.00	1,364.71	\$0.00	\$0.00
Cashwell, John H. III Seven Islands Land Co.	\$204.30	-0-	-0-	-0-
TOTAL:	\$204.30	\$0.00	\$0.00	\$0.00
Childs, Dana W. Davric Maine Corporation	\$7,562.50	-0-	-0-	-0-
TOTAL:	\$7,562.50	\$0.00	\$0.00	\$0.00
Clarkin, Stephen C. International Paper	\$4,400.00	-0-	1,860.00	-0-
TOTAL:	\$4,400.00	\$0.00	1,860.00	\$0.00
Cohen, James I. Habit Management, Inc. Maine Assn. of Community Banks Maine Water Utilities Association Portland Water District Utilities, Inc.	\$2,300.10 \$10,678.11 \$4,863.86 \$11,304.00 -0-	\$44.20 \$198.48 \$637.88 \$967.76 -0-	-0- -0- -0- -0- -0-	-0- -0- -0- -0- -0-
TOTAL:	\$29,146.07	1,848.32	\$0.00	\$0.00
Cohen, Joan Friedman Maine Medical Association	\$19,700.00	-0-	-0-	-0-
TOTAL:	\$19,700.00	\$0.00	\$0.00	\$0.00
Cohen, William M. Bangor Hydro-Electric Company	\$1,284.99	-0-	-0-	-0-

## 1996 LOBBYIST COMPENSATION REPORT

p 4

LOBBYIST NAME EMPLOYER NAME(S)	COMPENSATION	EXPENSES	SPENT ON OFFICIALS	\$25+ SPENT ON OFFICIALS
TOTAL:	\$1,284.99	\$0.00	\$0.00	\$0.00
Connelie, Nancy Healthsource Maine, Inc.	\$6,056.00	\$370.00	-0-	-0-
TOTAL:	\$6,056.00	\$370.00	\$0.00	\$0.00
Cope, Robert D. Champion International Corp.	\$3,200.00	\$7.50	\$216.47	-0-
TOTAL:	\$3,200.00	\$7.50	\$216.47	\$0.00
Crouse, Steven E. Maine Education Association	\$4,512.00	-0-	-0-	-0-
TOTAL:	\$4,512.00	\$0.00	\$0.00	\$0.00
Curtis, Rachel Maine State Nurses Association	\$10,384.65	2,460.56	-0-	-0-
TOTAL:	\$10,384.65	2,460.56	\$0.00	\$0.00
Davies, Richard S. Maine Community Action Assn. Maine Gaming Association Maine Soc./Clinical Social Wks. Northern Utilities, Inc.	\$6,400.00 \$1,320.00 \$2,000.00 \$6,666.64	1,706.30 \$713.25 \$303.55 \$631.51	-0- -0- -0- -0-	-0- -0- -0- -0-
TOTAL:	\$16,386.64	3,354.61	\$0.00	\$0.00
deFrees, Evelyn H. Natural Resources Council of ME	\$14,112.97	2,689.43	-0-	-0-
TOTAL:	\$14,112.97	2,689.43	\$0.00	\$0.00
Diehl, Leann R. Maine Yankee	\$1,020.64	\$62.50	-0-	-0-
TOTAL:	\$1,020.64	\$62.50	\$0.00	\$0.00
Dingman, Charles F. Maine Hospital Association Maine Medical Center	\$3,311.52 \$2,912.00	\$446.62 \$592.27	-0- -0-	-0- -0-
TOTAL:	\$6,223.52	1,038.89	\$0.00	\$0.00
Dobson, Beth Associated Hospital Service of ME Blue Alliance Mutual Insurance Co	\$11,188.85 -0-	\$712.07 -0-	-0- -0-	-0- -0-
TOTAL:	\$11,188.85	\$712.07	\$0.00	\$0.00
Douglass, Dale A. Maine School Management Assn.	\$5,106.95	-0-	-0-	-0-

LOBBYIST NAME	EMPLOYER NAME(S)	COMPENSATION	EXPENSES	SPENT ON OFFICIALS	\$25+ SPENT ON OFFICIALS
	TOTAL:	\$5,106.95	\$0.00	\$0.00	\$0.00
Doyle, Jon R.					
	Blue Cross Blue Shield of Maine	\$52,000.00	3,295.75	-0-	-0-
	Central Maine Power Company	\$30,000.00	4,717.07	-0-	-0-
	Chemical Specialities Mfr. Assn.	\$11,250.00	\$569.92	-0-	-0-
	Home Care Alliance of Maine	\$3,000.00	\$442.62	-0-	-0-
	International Game Technology	\$13,868.17	1,230.77	-0-	-0-
	Irving Oil Corporation	\$22,000.00	\$584.52	-0-	-0-
	ITW Hi-Cone	\$6,000.00	\$367.17	-0-	-0-
	Maine Ambulatory Care Coalition	\$3,000.00	\$116.41	-0-	-0-
	Maine Assn./Mental Health Serv.	\$56,200.00	4,277.91	-0-	-0-
	Maine Assn./Substance Abuse Prov.	\$18,368.93	1,707.53	-0-	-0-
	Maine Restaurant Association	\$9,879.14	\$245.19	-0-	-0-
	Ogunquit Sewer District	\$9,081.25	\$5.60	-0-	-0-
	R. J. Reynolds Tobacco	\$61,000.00	9,210.94	-0-	-0-
	West Publishing Corporation	\$900.00	\$194.81	-0-	-0-
	Westbrook Community Hospital	\$3,875.00	\$758.84	-0-	-0-
	TOTAL:	300,422.49	27725.05	\$0.00	\$0.00
Drummond Woodsum & MacMahon					
	Agrimark, Inc.	\$10,234.50	\$249.88	-0-	-0-
	State Farm Insurance Companies	\$37,000.00	-0-	-0-	-0-
	TOTAL:	\$47,234.50	\$249.88	\$0.00	\$0.00
Dutremble, Dennis L.					
	New Eng. Coast Conservation Assn.	\$4,025.00	-0-	-0-	-0-
	TOTAL:	\$4,025.00	\$0.00	\$0.00	\$0.00
Dyer, Linda Smith					
	Frito-Lay, Inc.	\$8,956.00	-0-	-0-	-0-
	Maine Independent Colleges Assn.	\$3,654.00	-0-	-0-	-0-
	Maine Soft Drink Association	\$5,105.00	-0-	-0-	-0-
	Maine Trial Lawyers Association	\$22,000.00	-0-	-0-	-0-
	Mercy Hospital	\$1,864.00	-0-	-0-	-0-
	Multistate Assoc./Singer Asset	\$3,480.00	-0-	-0-	-0-
	TOTAL:	\$45,059.00	\$0.00	\$0.00	\$0.00
Eaton, Peabody, Bradford et al					
	A T & T	\$20,272.24	\$711.59	-0-	-0-
	Aqua Products International, Inc.	\$3,867.50	\$65.56	-0-	-0-
	Central Maine Power Company	\$34,327.50	\$978.19	-0-	-0-
	Eastern Maine Healthcare	\$2,359.50	\$41.06	-0-	-0-
	Greater Bangor Baseball, Inc.	\$7,120.80	\$47.30	-0-	-0-
	Maine Daily Newspaper Publ. Assn.	\$24,000.00	\$68.80	-0-	-0-
	Maine Press Association	\$5,000.00	-0-	-0-	-0-
	Maine Self-Ins. Guarantee Assn.	\$2,268.00	\$76.24	-0-	-0-
	Maine Yankee Atomic Power Co.	\$4,046.50	\$133.77	-0-	-0-
	Minnesota, Mining & Manufacturing	\$12,539.00	\$349.11	-0-	-0-
	Newport Sanitary District	\$2,179.00	\$115.87	-0-	-0-

## 1996 LOBBYIST COMPENSATION REPORT

p 6

LOBBYIST NAME	EMPLOYER NAME(S)	COMPENSATION	EXPENSES	SPENT ON OFFICIALS	\$25+ SPENT ON OFFICIALS
	Pharmacy Group of New England	\$3,916.80	\$38.56	-0-	-0-
	S. D. Warren Company	\$10,995.00	\$873.75	-0-	-0-
	Searsport Water District	\$3,434.60	\$39.31	-0-	-0-
	TOTAL:	136,326.44	3,539.11	\$0.00	\$0.00
Erler, John Paul	Maine Youth Camping Association	-0-	-0-	-0-	-0-
	TOTAL:	\$0.00	\$0.00	\$0.00	\$0.00
Fairfield, James D.	Central Maine Power Company	\$8,785.60	-0-	-0-	-0-
	TOTAL:	\$8,785.60	\$0.00	\$0.00	\$0.00
Farrell, Susan	Maine Assn. of Naturopathic Phys.	\$3,000.00	\$300.00	-0-	-0-
	TOTAL:	\$3,000.00	\$300.00	\$0.00	\$0.00
Favinger, Laura L.	UNUM Life Insurance Co./America	\$3,565.20	1,495.21	-0-	-0-
	TOTAL:	\$3,565.20	1,495.21	\$0.00	\$0.00
Fortman, Laura A.	Maine Women's Lobby	\$2,187.60	\$109.38	-0-	-0-
	TOTAL:	\$2,187.60	\$109.38	\$0.00	\$0.00
Fossett, Michele A.	Champion International Corp.	\$31,000.00	-0-	\$62.86	-0-
	TOTAL:	\$31,000.00	\$0.00	\$62.86	\$0.00
Fuentes, Maria R.	Maine Better Transportation Assn.	\$1,855.30	-0-	-0-	-0-
	TOTAL:	\$1,855.30	\$0.00	\$0.00	\$0.00
Gentile, Michael J.	Jay, Town of	-0-	-0-	-0-	-0-
	TOTAL:	\$0.00	\$0.00	\$0.00	\$0.00
Gerrity, Bruce C.	American Family Life Assurance Co	\$540.00	\$19.71	-0-	-0-
	American Insurance Association	\$3,885.00	\$80.11	-0-	-0-
	Maine Assn. of Prof. Accountants	-0-	-0-	-0-	-0-
	Maine Automobile Dealers Assn.	\$5,381.25	\$40.76	-0-	-0-
	Maine Financial Services Assn.	\$12,083.33	\$454.95	-0-	-0-
	Maine Optometric Association	\$3,770.00	\$92.71	-0-	-0-
	National Assn. of Ind. Insurers	\$3,176.25	\$670.28	-0-	-0-

## 1996 LOBBYIST COMPENSATION REPORT

p 7

LOBBYIST NAME EMPLOYER NAME(S)	COMPENSATION	EXPENSES	SPENT ON OFFICIALS	\$25+ SPENT ON OFFICIALS
TOTAL:	\$28,835.83	1,358.52	\$0.00	\$0.00
Gibbons, Robert D. Blue Cross & Blue Shield of Maine	\$2,750.00	-0-	-0-	-0-
TOTAL:	\$2,750.00	\$0.00	\$0.00	\$0.00
Gifford, Linda B. Maine Association of Realtors Pine Tree Vending Association	\$25,000.00 \$3,000.00	-0- -0-	-0- -0-	-0- -0-
TOTAL:	\$28,000.00	\$0.00	\$0.00	\$0.00
Gildart, Kevin P. Bath Iron Works Corporation	\$3,240.00	-0-	-0-	-0-
TOTAL:	\$3,240.00	\$0.00	\$0.00	\$0.00
Gorham, Edward F. Maine AFL-CIO	\$10,100.00	-0-	-0-	-0-
TOTAL:	\$10,100.00	\$0.00	\$0.00	\$0.00
Grasso, James A. Maritimes and Northeast Mgmt. Co.	\$500.00	\$200.00	-0-	-0-
TOTAL:	\$500.00	\$200.00	\$0.00	\$0.00
Grotton, Richard A. Maine Restaurant Association	\$8,719.37	9,450.00	1,000.00	-0-
TOTAL:	\$8,719.37	9,450.00	1,000.00	\$0.00
Guilford, Eugene A., Jr. Maine Oil Dealers Association	\$2,189.00	\$26.89	-0-	-0-
TOTAL:	\$2,189.00	\$26.89	\$0.00	\$0.00
Hall, Christopher J. Maine Chamber & Business Alliance	\$36,770.00	-0-	-0-	-0-
TOTAL:	\$36,770.00	\$0.00	\$0.00	\$0.00
Hanington, Dale E. Maine Motor Transport Association	\$600.00	-0-	-0-	-0-
TOTAL:	\$600.00	\$0.00	\$0.00	\$0.00
Hannan, Megan D. American Cancer Society, The	\$620.00	\$572.00	-0-	-0-
TOTAL:	\$620.00	\$572.00	\$0.00	\$0.00
Hanson, Robert F.				



## 1996 LOBBYIST COMPENSATION REPORT

p 8

LOBBYIST NAME	EMPLOYER NAME(S)	COMPENSATION	EXPENSES	SPENT ON OFFICIALS	\$25+ SPENT ON OFFICIALS
	Medical Mutual Ins. Co. of Maine	\$5,250.00	-0-	-0-	-0-
	TOTAL:	\$5,250.00	\$0.00	\$0.00	\$0.00
Hart, Debra A.					
	Bangor Hydro-Electric Company	\$6,564.69	\$704.40	-0-	-0-
	Hannaford Brothers Company	\$4,683.03	\$747.18	-0-	-0-
	Maine Public Service Company	\$2,425.01	\$187.92	-0-	-0-
	Maine Yankee	\$623.30	\$45.86	-0-	-0-
	Motion Picture Association	-0-	-0-	-0-	-0-
	Oxygenated Fuels Association	\$4,089.09	\$697.60	-0-	-0-
	TOTAL:	\$18,385.12	2,382.96	\$0.00	\$0.00
Hawkes, Susan					
	National Federation/Ind. Business Waste Management, Inc.	\$8,000.00	-0-	-0-	-0-
		\$24,000.00	\$200.00	-0-	-0-
	TOTAL:	\$32,000.00	\$200.00	\$0.00	\$0.00
Heath, Michael S.					
	Christian Civic League of Maine	\$5,133.04	-0-	-0-	-0-
	TOTAL:	\$5,133.04	\$0.00	\$0.00	\$0.00
Henderson, Mary T.					
	Maine Equal Justice Project	\$3,422.56	-0-	-0-	-0-
	TOTAL:	\$3,422.56	\$0.00	\$0.00	\$0.00
Howard, Thomas S., Jr.					
	Georgia-Pacific Corporation	\$3,788.00	-0-	-0-	-0-
	TOTAL:	\$3,788.00	\$0.00	\$0.00	\$0.00
Howe, Robert S.					
	Maine Adult Education Association	\$10,000.00	2,150.68	-0-	-0-
	Maine Assn./Independent Schools	\$6,500.00	1,203.28	-0-	-0-
	Maine Clinical Counselors Assn.	\$6,250.00	\$403.73	-0-	-0-
	Maine County Commissioners Assn.	\$14,008.02	\$776.79	-0-	-0-
	Maine Educational Media Assn.	\$3,000.00	-0-	-0-	-0-
	Maine Innkeepers Association	\$10,000.00	\$675.20	-0-	-0-
	Maine Library Association	\$3,000.00	-0-	-0-	-0-
	Manufactured Housing Assn. of ME	\$19,338.54	2,124.19	-0-	-0-
	Northeastern Retail Lumber Assn.	\$6,000.00	\$466.49	-0-	-0-
	Returnable Services, Inc.	\$2,400.00	\$228.05	-0-	-0-
	TOTAL:	\$80,496.56	8,028.41	\$0.00	\$0.00
Johnson, Stephen A.					
	Maine Public Service Company	\$75.00	-0-	\$570.24	\$570.24
	TOTAL:	\$75.00	\$0.00	\$570.24	\$570.24
Johnston, Edward I.					

## 1996 LOBBYIST COMPENSATION REPORT

p 9

LOBBYIST NAME	EMPLOYER NAME(S)	COMPENSATION	EXPENSES	SPENT ON OFFICIALS	\$25+ SPENT ON OFFICIALS
	Maine Aggregate Association	\$6,000.00	-0-	-0-	-0-
	Maine Council of Self-Insurers	\$12,250.00	-0-	-0-	-0-
	St. Paul Fire & Marine Ins. Co.	\$5,000.00	-0-	-0-	-0-
	Wells, Town of	\$3,000.00	-0-	-0-	-0-
	TOTAL:	\$26,250.00	\$0.00	\$0.00	\$0.00
Jones, Gretchen L.	Maine Credit Union League	\$157.50	\$48.20	-0-	-0-
	TOTAL:	\$157.50	\$48.20	\$0.00	\$0.00
Kane, Edward J.	Blue Alliance Mutual Insurance Co	\$5,880.00	-0-	-0-	-0-
	Blue Cross & Blue Shield of Maine	\$5,880.00	1,672.01	-0-	-0-
	TOTAL:	\$11,760.00	1,672.01	\$0.00	\$0.00
Kaplan, James E.	Government Employees Insurance Co	\$11,750.00	\$981.47	-0-	-0-
	TOTAL:	\$11,750.00	\$981.47	\$0.00	\$0.00
Kellis, Basil L.	PVA Part. I & Software 93 Part. I	\$30,000.00	-0-	-0-	-0-
	TOTAL:	\$30,000.00	\$0.00	\$0.00	\$0.00
King, Dennis P.	Eastern Maine Healthcare	\$900.00	-0-	-0-	-0-
	TOTAL:	\$900.00	\$0.00	\$0.00	\$0.00
Kleiner, Donald	Maine Professional Guides Assn.	\$5,000.00	-0-	-0-	-0-
	TOTAL:	\$5,000.00	\$0.00	\$0.00	\$0.00
L'Heureux, Juliana	Home Care Alliance of Maine, The	\$2,000.00	-0-	-0-	-0-
	TOTAL:	\$2,000.00	\$0.00	\$0.00	\$0.00
Lee, Catherine A.	Biddeford Pool Citizens' Assn.	\$7,214.00	\$307.36	-0-	-0-
	TOTAL:	\$7,214.00	\$307.36	\$0.00	\$0.00
Lehman, Kenneth W.	Maine Podiatric Medical Assn.	\$715.50	\$230.70	-0-	-0-
	TOTAL:	\$715.50	\$230.70	\$0.00	\$0.00
Levy, Steven C.	Maine Rural Water Association	\$2,886.10	-0-	-0-	-0-

## 1996 LOBBYIST COMPENSATION REPORT

p 10

LOBBYIST NAME EMPLOYER NAME(S)	COMPENSATION	EXPENSES	SPENT ON OFFICIALS	\$25+ SPENT ON OFFICIALS
<b>TOTAL:</b>	<b>\$2,886.10</b>	<b>\$0.00</b>	<b>\$0.00</b>	<b>\$0.00</b>
<b>Mackey, Joseph R.</b>				
Health Insurance Assn. of America	\$13,553.03	1,069.50	-0-	-0-
L. L. Bean, Inc.	\$4,000.00	\$487.27	-0-	-0-
Telephone Association of Maine	\$3,300.00	\$405.48	-0-	-0-
UNUM	\$5,500.00	\$147.24	-0-	-0-
<b>TOTAL:</b>	<b>\$26,353.03</b>	<b>2,109.49</b>	<b>\$0.00</b>	<b>\$0.00</b>
<b>Macomber, Harold M.</b>				
Maine Better Transportation Assn.	\$4,000.00	-0-	-0-	-0-
Maine Motor Transport Assn., Inc.	\$3,600.00	-0-	-0-	-0-
<b>TOTAL:</b>	<b>\$7,600.00</b>	<b>\$0.00</b>	<b>\$0.00</b>	<b>\$0.00</b>
<b>Maker, Andrea C.</b>				
Champion International Corp.	\$9,346.00	-0-	\$307.36	-0-
<b>TOTAL:</b>	<b>\$9,346.00</b>	<b>\$0.00</b>	<b>\$307.36</b>	<b>\$0.00</b>
<b>Mansfield, Susan L.</b>				
Planned Parenthood of Northern NE	\$1,694.49	6,396.16	-0-	-0-
<b>TOTAL:</b>	<b>\$1,694.49</b>	<b>6,396.16</b>	<b>\$0.00</b>	<b>\$0.00</b>
<b>Manuel, Gordon R.</b>				
Great Northern Paper	\$2,280.00	\$40.00	\$50.00	-0-
<b>TOTAL:</b>	<b>\$2,280.00</b>	<b>\$40.00</b>	<b>\$50.00</b>	<b>\$0.00</b>
<b>Maroon, Peter P., Sr.</b>				
Independent Ins. Agents Assn.	\$20,000.00	-0-	-0-	-0-
<b>TOTAL:</b>	<b>\$20,000.00</b>	<b>\$0.00</b>	<b>\$0.00</b>	<b>\$0.00</b>
<b>Marriner, Ernest</b>				
American Assn. of Retired Persons	\$1,141.86	-0-	-0-	-0-
<b>TOTAL:</b>	<b>\$1,141.86</b>	<b>\$0.00</b>	<b>\$0.00</b>	<b>\$0.00</b>
<b>Maselli, Kate Berry</b>				
Pfizer Inc.	\$1,200.00	\$55.00	2,857.60	-0-
<b>TOTAL:</b>	<b>\$1,200.00</b>	<b>\$55.00</b>	<b>2,857.60</b>	<b>\$0.00</b>
<b>Maskewitz, David C.</b>				
S. D. Warren Company	\$7,351.69	1,875.05	-0-	-0-
<b>TOTAL:</b>	<b>\$7,351.69</b>	<b>1,875.05</b>	<b>\$0.00</b>	<b>\$0.00</b>
<b>Mayhew, Mary</b>				
Maine Assn./Insurance Companies	\$6,000.00	-0-	-0-	-0-
Maine Beer/Wine Wholesalers Assn.	\$11,500.00	-0-	-0-	-0-

## 1996 LOBBYIST COMPENSATION REPORT

p 11

LOBBYIST NAME	EMPLOYER NAME(S)	COMPENSATION	EXPENSES	SPENT ON OFFICIALS	\$25+ SPENT ON OFFICIALS
	Maine Dietetic Association, The	\$800.00	-0-	-0-	-0-
	Maine Yankee	-0-	-0-	-0-	-0-
	Philip Morris Management Corp.	\$3,500.00	-0-	-0-	-0-
	TOTAL:	\$21,800.00	\$0.00	\$0.00	\$0.00
McGonigle, Joseph B.	Maine Aquaculture Association	\$870.00	-0-	-0-	-0-
	TOTAL:	\$870.00	\$0.00	\$0.00	\$0.00
McGregor, Jimmy A.	Maine Merchants Association	\$9,980.00	4,800.00	1,000.00	-0-
	Maine Pharmacy Association	\$1,553.26	-0-	-0-	-0-
	TOTAL:	\$11,533.26	4,800.00	1,000.00	\$0.00
McKay, Susan Willey	Maine Assn. of Life Underwriters	\$810.00	-0-	-0-	-0-
	TOTAL:	\$810.00	\$0.00	\$0.00	\$0.00
McNelly, Jeffrey L.	Maine Water Utilities Association	\$443.08	\$240.00	-0-	-0-
	TOTAL:	\$443.08	\$240.00	\$0.00	\$0.00
Merrill, Barbara	Maine Health Care Association	\$12,355.00	-0-	\$684.75	-0-
	TOTAL:	\$12,355.00	\$0.00	\$684.75	\$0.00
Michaud, Steven R.	Maine Hospital Association	\$13,579.00	-0-	-0-	-0-
	TOTAL:	\$13,579.00	\$0.00	\$0.00	\$0.00
Micoleau, Charles J.	Alamo Rent a Car, Inc.	\$4,223.86	\$330.92	-0-	-0-
	PepsiCo, Inc.	-0-	\$321.48	-0-	-0-
	Smokeless Tobacco Council	\$2,500.00	\$223.48	-0-	-0-
	TOTAL:	\$6,723.86	\$875.88	\$0.00	\$0.00
Miller, Edward F.	American Lung Association	\$960.00	-0-	-0-	-0-
	TOTAL:	\$960.00	\$0.00	\$0.00	\$0.00
Miller, Kellie P.	Maine Osteopathic Association	\$880.00	-0-	1,200.00	-0-
	TOTAL:	\$880.00	\$0.00	1,200.00	\$0.00
Milliken, Roger Jr.					

## 1996 LOBBYIST COMPENSATION REPORT

p 12

LOBBYIST NAME	EMPLOYER NAME(S)	COMPENSATION	EXPENSES	SPENT ON OFFICIALS	\$25+ SPENT ON OFFICIALS
	Baskahegan Company	\$1,653.75	\$207.44	-0-	-0-
	TOTAL:	\$1,653.75	\$207.44	\$0.00	\$0.00
Mitchell, James F.	Algonquin Gas Transmission Co.	\$4,600.00	\$360.81	-0-	-0-
	American Methanol Institute	\$9,000.00	\$639.53	-0-	-0-
	Browning-Ferris, Inc.	\$6,000.00	1,359.25	-0-	-0-
	Healthsource Maine, Inc.	\$16,000.00	1,251.94	-0-	-0-
	W. R. Livingston Fish Company	\$6,500.00	\$509.97	-0-	-0-
	TOTAL:	\$42,100.00	4,121.50	\$0.00	\$0.00
Mutty, Marc R.	Roman Catholic Diocese/Portland	\$7,291.65	\$599.39	-0-	-0-
	TOTAL:	\$7,291.65	\$599.39	\$0.00	\$0.00
Nelson, Craig H.	Assisted Living Coalition	\$24,260.08	1,619.45	-0-	-0-
	TOTAL:	\$24,260.08	1,619.45	\$0.00	\$0.00
Nelson, Laurel A.	Paper Industry Information Office	\$16,669.47	4,918.72	\$941.47	-0-
	TOTAL:	\$16,669.47	4,918.72	\$941.47	\$0.00
O'Brien, Jadine R.	Blue Alliance Mutual Insurance Co	\$8,944.00	\$947.00	-0-	-0-
	Blue Cross & Blue Shield of Maine	\$8,944.00	\$947.00	-0-	-0-
	TOTAL:	\$17,888.00	1,894.00	\$0.00	\$0.00
O'Callaghan, Deirdre M.	Wells, Town of	\$1,387.50	\$403.64	-0-	-0-
	TOTAL:	\$1,387.50	\$403.64	\$0.00	\$0.00
Olson, John	Maine Farm Bureau	\$5,000.00	-0-	-0-	-0-
	TOTAL:	\$5,000.00	\$0.00	\$0.00	\$0.00
Pachios, Harold C.	Cumberland Corporation, The	-0-	-0-	-0-	-0-
	Natl. Council/Compensation Ins.	-0-	-0-	-0-	-0-
	Society of the Plastics Industry	\$208.33	\$208.33	-0-	-0-
	William M. Danton	\$1,800.00	-0-	-0-	-0-
	TOTAL:	\$2,008.33	\$208.33	\$0.00	\$0.00
Paterson, John A.	Methanex Inc.	\$7,425.00	1,875.00	-0-	-0-

## 1996 LOBBYIST COMPENSATION REPORT

p 13

LOBBYIST NAME EMPLOYER NAME(S)	COMPENSATION	EXPENSES	SPENT ON OFFICIALS	\$25+ SPENT ON OFFICIALS
TOTAL:	\$7,425.00	1,875.00	\$0.00	\$0.00
Pears, Ralph Buchanan Distilled Spirits Council of U.S.	\$4,020.00	\$826.21	\$153.65	\$77.75
TOTAL:	\$4,020.00	\$826.21	\$153.65	\$77.75
Piampiano, Robert J. S. D. Warren Company	\$6,535.50	1,443.00	-0-	-0-
TOTAL:	\$6,535.50	1,443.00	\$0.00	\$0.00
Pierce, Atwood, Scribner et al American Council/Life Insurance	\$2,965.00	\$589.50	-0-	-0-
American Frozen Foods	\$355.00	\$425.00	-0-	-0-
Cliff House, The	\$6,920.00	\$843.75	-0-	-0-
Grocery Manufacturers of America	\$975.00	\$412.00	-0-	-0-
Maine Employers' Mutual Ins. Co.	\$1,775.50	1,116.00	-0-	-0-
Maine Forest Products Council	-0-	-0-	-0-	-0-
Maine Pulp and Paper Association	\$23,042.50	1,598.95	-0-	-0-
McDonald's	\$1,525.00	\$492.00	-0-	-0-
Portland Pipe Line Corporation	\$1,565.00	\$542.00	-0-	-0-
University of New England	\$2,147.50	\$533.50	-0-	-0-
Wheelabrator Clean Water Systems	\$9,000.00	\$840.75	-0-	-0-
Wine Institute	\$1,340.00	\$541.50	-0-	-0-
TOTAL:	\$51,610.50	7,934.95	\$0.00	\$0.00
Pietroski, Joseph J., Jr. Maine Bankers Association	\$26,170.17	-0-	1,631.83	\$335.00
TOTAL:	\$26,170.17	\$0.00	1,631.83	\$335.00
Pineau, Edward L. Harvard Pilgrim Health Care	\$5,000.00	-0-	-0-	-0-
Maine Credit Union League	\$10,000.00	-0-	-0-	-0-
Natl. Assn. of Social Workers/ME	\$2,500.00	-0-	-0-	-0-
Pay Power Benefits	\$800.00	-0-	-0-	-0-
STAAB Agency	\$1,500.00	-0-	-0-	-0-
TOTAL:	\$19,800.00	\$0.00	\$0.00	\$0.00
Pinkham, Christopher W. Maine Assn. of Community Banks	\$6,468.50	-0-	-0-	-0-
TOTAL:	\$6,468.50	\$0.00	\$0.00	\$0.00
Plummer, Judith E. Acadia Insurance Company	\$5,716.00	-0-	-0-	-0-
TOTAL:	\$5,716.00	\$0.00	\$0.00	\$0.00
Preti, Flaherty, Beliveau et al NYLCare Health Plans of ME, Inc.	\$26,613.14	2,316.33	-0-	-0-

## 1996 LOBBYIST COMPENSATION REPORT

p 14

LOBBYIST NAME EMPLOYER NAME(S)	COMPENSATION	EXPENSES	SPENT ON OFFICIALS	\$25+ SPENT ON OFFICIALS
TOTAL:	\$26,613.14	2,316.33	\$0.00	\$0.00
Py, Jamie Maine Oil Dealers Association	\$3,676.37	\$75.00	-0-	-0-
TOTAL:	\$3,676.37	\$75.00	\$0.00	\$0.00
Quirk, John Eli Lilly & Company	\$5,000.00	\$229.73	-0-	-0-
TOTAL:	\$5,000.00	\$229.73	\$0.00	\$0.00
Reuthe, Elizabeth American Forest & Paper Assn.	\$22,000.00	1,344.05	-0-	-0-
TOTAL:	\$22,000.00	1,344.05	\$0.00	\$0.00
Riehl, Scott National Rifle Association/ILA	\$850.00	\$110.00	-0-	-0-
TOTAL:	\$850.00	\$110.00	\$0.00	\$0.00
Robinson, Ann R. DeHart and Darr Associates Maine Oil Dealers Association	-0- -0-	-0- \$400.45	-0- -0-	-0- -0-
TOTAL:	\$0.00	\$400.45	\$0.00	\$0.00
Rowe, Julie G. Independent Energy Producers/ME	-0-	-0-	-0-	-0-
TOTAL:	\$0.00	\$0.00	\$0.00	\$0.00
Royce, John W. Maine Apartment Owners/Mgrs. Assn Maine Chiropractic Association Maine Truckers Unlimited Martin, Mr. Peter	\$6,000.00 \$2,800.00 \$6,000.00 \$3,000.00	-0- -0- -0- -0-	-0- -0- -0- -0-	-0- -0- -0- -0-
TOTAL:	\$17,800.00	\$0.00	\$0.00	\$0.00
Rudman & Winchell Newport, Town of Sawyer Environmental Services	\$3,390.00 \$9,363.68	\$226.61 \$560.96	-0- -0-	-0- -0-
TOTAL:	\$12,753.68	\$787.57	\$0.00	\$0.00
Shagoury, Daniel Statewide Indep. Living Council	\$2,000.00	-0-	-0-	-0-
TOTAL:	\$2,000.00	\$0.00	\$0.00	\$0.00
Sheehan, Jane Maine State Bar Association	\$21,000.00	1,350.00	-0-	-0-

## 1996 LOBBYIST COMPENSATION REPORT

p 15

LOBBYIST NAME EMPLOYER NAME(S)	COMPENSATION	EXPENSES	SPENT ON OFFICIALS	\$25+ SPENT ON OFFICIALS
TOTAL:	\$21,000.00	1,350.00	\$0.00	\$0.00
Shoos, K. John United Way of Greater Portland	\$850.00	-0-	-0-	-0-
TOTAL:	\$850.00	\$0.00	\$0.00	\$0.00
Smith, Edith A. Maine Funeral Directors Assn.	\$673.20	-0-	-0-	-0-
TOTAL:	\$673.20	\$0.00	\$0.00	\$0.00
Smith, George A. Sportsman's Alliance of Maine	\$4,300.00	-0-	-0-	-0-
TOTAL:	\$4,300.00	\$0.00	\$0.00	\$0.00
Soltan, Charles C. CFH Acquisition, L.L.C.	\$6,898.50	-0-	-0-	-0-
Decoster Egg Farms	-0-	-0-	-0-	-0-
Great Northern Paper, Inc.	\$919.78	\$33.44	-0-	-0-
Hanover Insurance Company	\$3,494.07	\$187.97	-0-	-0-
Maine Merchants Association	-0-	-0-	-0-	-0-
Medical Mutual Insurance Company	\$2,873.49	\$182.48	-0-	-0-
TOTAL:	\$14,185.84	\$403.89	\$0.00	\$0.00
Stevens, Everard B. Commercial Union Insurance Co.	\$8,800.00	-0-	-0-	-0-
TOTAL:	\$8,800.00	\$0.00	\$0.00	\$0.00
Sutton, Sally Maine Civil Liberties Union	\$1,035.00	\$234.00	-0-	-0-
TOTAL:	\$1,035.00	\$234.00	\$0.00	\$0.00
Swanton, Joel Champion International Corp.	\$989.00	-0-	-0-	-0-
TOTAL:	\$989.00	\$0.00	\$0.00	\$0.00
Sweet, Elizabeth Maine Assn./Area Agcy. on Aging	\$16,000.00	-0-	-0-	-0-
Maine Assn./Mental Health Serv.	\$27,000.00	-0-	-0-	-0-
Maine Child Care Director's Assn.	\$8,000.00	-0-	-0-	-0-
Maine Naturopathic Association	\$8,000.00	-0-	-0-	-0-
Maine Occupational Therapists	\$5,000.00	-0-	-0-	-0-
TOTAL:	\$64,000.00	\$0.00	\$0.00	\$0.00
Thistle, Dale F. Guilford Rail System	\$25,000.00	-0-	-0-	-0-
Maine Council, Atl. Salmon Fed.	-0-	-0-	-0-	-0-



## 1996 LOBBYIST COMPENSATION REPORT

p 16

LOBBYIST NAME EMPLOYER NAME(S)	COMPENSATION	EXPENSES	SPENT ON OFFICIALS	\$25+ SPENT ON OFFICIALS
Society of Maine Psychologists	\$5,667.97	-0-	-0-	-0-
TOTAL:	\$30,667.97	\$0.00	\$0.00	\$0.00
Thurston, Ronald G. Maine Health Care Association	\$550.00	3,100.00	-0-	-0-
TOTAL:	\$550.00	3,100.00	\$0.00	\$0.00
Tierney, James E. MCI Telecommunications, Inc.	\$10,000.00	10000.00	-0-	-0-
TOTAL:	\$10,000.00	10000.00	\$0.00	\$0.00
Timberlake, Cheryl C. American Physical Therapy Assn. Biotechnology Association of ME Maine Radiological Society	\$2,550.00 \$1,000.00 \$4,800.00	\$200.00 \$747.60 \$425.57	-0- -0- -0-	-0- -0- -0-
TOTAL:	\$8,350.00	1,373.17	\$0.00	\$0.00
Trahey, Richard Maine State Employees Association	\$4,842.00	-0-	-0-	-0-
TOTAL:	\$4,842.00	\$0.00	\$0.00	\$0.00
Tyler, Richard W. Maine Principals' Association	\$1,034.04	-0-	-0-	-0-
TOTAL:	\$1,034.04	\$0.00	\$0.00	\$0.00
Vail, William Maine Forest Products Council	\$7,050.00	1,000.00	-0-	-0-
TOTAL:	\$7,050.00	1,000.00	\$0.00	\$0.00
Valente, Paula R. Maine Municipal Association	\$78,854.80	-0-	-0-	-0-
TOTAL:	\$78,854.80	\$0.00	\$0.00	\$0.00
Vezina, Kathryn L. Family Planning Association of ME	\$3,332.22	-0-	-0-	-0-
TOTAL:	\$3,332.22	\$0.00	\$0.00	\$0.00
Vickerson, William L. Maine State Fed. of Fire Fighters	\$15.00	-0-	-0-	-0-
TOTAL:	\$15.00	\$0.00	\$0.00	\$0.00
Webb, Alison Jones Maine Council of Self-Insurers	\$17,988.62	\$351.66	-0-	-0-

1996 LOBBYIST COMPENSATION REPORT

LOBBYIST NAME EMPLOYER NAME(S)	COMPENSATION	EXPENSES	SPENT ON OFFICIALS	\$25+ SPENT ON OFFICIALS
TOTAL:	\$17,988.62	\$351.66	\$0.00	\$0.00
Wilson, Charles F. Hannaford Brothers Company	\$6,510.00	-0-	-0-	-0-
TOTAL:	\$6,510.00	\$0.00	\$0.00	\$0.00
Wood, Gary C. Portland, City of	\$6,412.00	\$677.50	-0-	-0-
TOTAL:	\$6,412.00	\$677.50	\$0.00	\$0.00
REPORT TOTAL	2,116,278.51	172,686.14	17,246.20	3,514.01

## LAWS ON LEGISLATIVE ETHICS AND FINANCIAL DISCLOSURE

Unlike many state codes, Maine's legislative ethics laws do not impose sanctions as a means of resolving ethical problems. Rather they define the standards by which Legislators are expected to abide and they admonish Legislators to avoid even the appearance of misconduct or conflict of interest. The law empowers the Commission to issue opinions and recommendations; and it further authorizes the Commission to conduct investigations. But the opinions rendered by the Commission, whether at the request of a Legislator, or on the Commission's own motion, are strictly advisory; and the ultimate responsibility for resolving ethical issues rests with the Legislature itself.

A key aspect of the legislative ethics law is personal financial disclosure. Under that law, Legislators as well as Legislative candidates are required to disclose the sources of their personal income, including any unsecured indebtedness. The purpose of such disclosure is threefold: 1) to reveal to citizens any potential conflicts of interest; 2) to remind Legislators of where conflicts of interest may exist; and 3) to discourage Legislators from using their office for personal gain or benefit. Disclosure statements are available for public inspection.

**Ethics Seminar:** To promote awareness of the standards established by the Legislature, the Commission conducted a seminar for Legislators prior to the commencement of the first regular session of the 117th Legislature. The seminar was conducted in conjunction with the Attorney General's office and the Chair of the Legislative Council. Participants included Speaker of the House Dan A. Gwadosky, Justice Francis C. Marsano, Chairman Robert P. MacArthur, Assistant Attorney General Cabanne Howard, and Director Marilyn Canavan.

**1996 Complaints:** A complaint involving a potential conflict of interest was dismissed by the Commission on the basis that the complaint did not state a valid claim. The Commission issued three advisory opinion at the request of individual Legislators. A complaint was reviewed by the Commission and determined to not involve a conflict of interest, but the Commission suggested that in the future Legislators request an advisory opinion based on the unique facts of their particular situation to avoid even the appearance of impropriety that may be challenged by a complainant.

## INFORMAL ADVISORY OPINIONS

During 1996, the Commission issued the following informal advisory opinions in response to the inquiries of candidates, Legislators and others. A word of caution about the general use of these opinions: only persons who receive an advisory opinion from the Commission may rely on the opinion as protection against an adverse finding if a complaint is filed against them. All cases are decided on their own facts. However, the objective in printing these opinions is to increase the understanding of and sensitivity to the laws administered by the Commission by Legislators and the general public.

### Issues Concerning Conflicts of Interest

ISSUE: Failure to report on Legislator's Sources of Income Statement the receipt of a gift in the form of food and lodging provided to the Legislator as a guest of [a national organization].

OPINION: Under M.R.S.A. § 1019, the intentional filing of a false statement is a Class E crime. If the Commission concludes that a Legislator has willfully filed a false statement, it must refer its findings of fact to the Attorney General. The Commission has no authority to deal with violations of the gift law which is contained in the criminal code. Members of the Commission expressed general agreement that the Legislator's failure to report was unintentional. The Commission strongly felt that, as an officer of the Legislature, it is the Legislator's responsibility to take appropriate steps to discover the value of the services supplied to the Legislator by an organization so that the Legislator will know whether the source of the gift is reportable. Furthermore, the Commission encouraged the Legislator to seek the advice of the Commission prior to embarking on any similar course of action in order to establish whether the acceptance of such a gift constitutes a violation of the gift law set forth in 1 M.R.S.A. § 1014.1.B.

.....

ISSUE: Whether a Legislator has a prior obligation to find out whether the cost of a gift meets the reporting threshold (\$300 or more).

OPINION: Maine's financial disclosure law requires Legislators to report annually the source of any gifts received with an aggregate value of more than \$300, and it is the responsibility of the Legislator to obtain the information needed to accurately complete the statement. Legislators should be held to the highest standard possible with regard to reporting obligations. A Legislator violates the disclosure requirements by failing to report a gift. Legislators should inquire as to the value of any gift offered and should exercise equal diligence in ascertaining whether acceptance of such gift would constitute a violation of 1 M.R.S.A. § 1014.1.B. The Commission encouraged Legislators to seek the Commission's advice prior to accepting anything of value from any person who has, or is likely to have, an interest in proposed legislation.

.....

ISSUE: Whether the proration of gifts in the form of food and lodging supplied by organizations to members of the Legislature and their spouses is permissible under the disclosure laws; as a result of which the Legislator did not disclose the source of the gift in the required sources of income statement because its value, prorated between the Legislator and the Legislator's spouse, did not exceed \$300.

OPINION: The source of a gift to a Legislator and his/her spouse should be disclosed when the total value of the gift to both is more than \$300. Therefore, income statements should reflect the source of income as a gift provided jointly to the Legislator and the Legislator's spouse, the aggregate value of which exceeds the \$300 reporting threshold. The Commission encouraged the Legislator to seek the advice of the Commission before embarking on any similar course of action in order to establish whether the acceptance of such a gift constitutes a violation of the gift law set forth in 1 M.R.S.A. § 1014.1.B.

.....

ISSUE: Whether a Political Action Committee would be in violation of the gift law in providing air transportation to Legislators for the purpose of demonstrating to them the extent of clear-cutting in Maine's forest lands.

OPINION: The donation of free transportation by the Political Action Committee and the acceptance of such by Legislators would not be a violation of the gift law since the purpose of the trip was educational and not recreational.

.....

ISSUE: Whether it would violate the gift law for a Legislator to accept an offer by [a national association] to pay for the Legislator's airline tickets, room accommodations, and meals in association with a program sponsored by the association. Whether the Legislator's participation in the recreational events to be offered at the conference would constitute a violation of either 1 M.R.S.A. § 1014.1.B or 17-A M.R.S.A. § 605.

OPINION: Acceptance of the trip would not necessarily constitute a violation of Maine's Legislative Ethics Law. The statute, 1 M.R.S.A. § 1014.1.B, states that a conflict of interest exists where a Legislator accepts "gifts . . . from persons affected by legislation or who have an interest in a business affected by proposed legislation, where it is known or reasonably should be known that the purpose of the donor in making the gift is to influence the Legislator in the performance of his official duties or vote, or is intended as a reward for action on his part." The conference would be an educational opportunity that would serve to benefit the Legislator in the discharge of his/her duties. However, a separate question is the propriety of a Legislator's

attending a conference at which such diversions as golf and deep-sea fishing are offered as part of the program. Therefore, the Commission **did** not oppose, in principle, the idea of a Legislator accepting an expense-paid trip to attend an educational forum; however, it was concerned that participation by a Legislator in the recreational events might give rise to the appearance of a conflict of interest. Consequently, it encouraged sponsoring entities to highlight in the invitation the educational aspects of the conference.

. . . . .

ISSUE: Whether it is legal for a Legislator to accept a free meal at a gather for Legislators, when the purpose of the gathering is to organize a prayer breakfast.

OPINION: Deferred due to referral of question by originator to Attorney General's Office.

**Issues Concerning Campaign Finance**

ISSUE: The legality of a candidate publishing campaign literature that opposed a ballot issue.

OPINION: There are no legal prohibitions against a candidate's speaking for or against or distributing literature in support of or opposition to a ballot issue.

. . . . .

ISSUE: Whether the payment of a penalty fee is considered a campaign expense.

OPINION: The payment of a late fee does not necessarily constitute a campaign expense unless payment is made with a campaign donation.

. . . . .

ISSUE: Whether the reportable date of a pledge is the date the pledge is made or the date it is honored.

OPINION: A review of 21-A M.R.S.A. §§ 1012.2.A.2 and 1052.3.B results in the conclusion that candidates and committees must report the date a contribution is promised as well as the date the contribution is actually received.

. . . . .

ISSUE: Whether the attribution law requires all sources of payment for the political communication.

OPINION: A communication which expressly advocates the election or defeat of a candidate or issue must state the name and address of each person paying for the communication, regardless of the number of donors involved.

. . . . .

ISSUE: Whether the law requires a Legislator to disclose the economic activity of the entities from which the Legislator derives his or her income.

OPINION: The relevant law is ambiguous; therefore, pending more detailed examination by the Commission, Legislators should be advised that the economic activity of a Legislator's sources of income need not be disclosed unless the income is derived from self-employment.

. . . . .

ISSUE: Whether the political communication from a manufacturer to the manufacturer's suppliers is exempt under 21-A M.R.S.A. § 1052.4.B.3, which excludes the cost of membership communications under the definition of "expenditure."

OPINION: Complaint dismissed

. . . . .

ISSUE: Whether payment for a political communication from a manufacturer to the manufacturer's suppliers triggers the Political Action Committee reporting requirements set forth in 21-A M.R.S.A. § 1052.

OPINION: Complaint dismissed

. . . . .

ISSUE: Whether the case of *McIntyre v. Ohio Elections Commission*, in which the Court ruled it unconstitutional to penalize a citizen who failed to comply with attribution laws, was relevant to the issue of payment for a political communication from a manufacturer to the manufacturer's suppliers.

OPINION: Complaint dismissed

. . . . .

**Annual Report - 1996**

ISSUE: Whether a press release fits within the definition of 21-A M.R.S.A. § 1052.4.B.1 which exempts “news stories” that are “distributed through the facilities of a broadcasting station, newspaper, magazine or other periodical publication” from the attribution requirements.

OPINION: The press release in question constituted a “news story” and no attribution was required.

. . . . .

ISSUE: Whether the value of a research paper should be counted as an in-kind contribution/expenditure to be figured into the total spent by a Political Action Committee during the calendar year.

OPINION: The fair market value of the research was deemed to be less than \$50. The matter was dismissed.

. . . . .

ISSUE: Whether a political communication mailed to a small number of close friends of the originator was subject to the attribution requirements.

OPINION: Because the communication in question was mailed to only a small group of personal friends, the communication was deemed private and, therefore, not subject to attribution requirements.

. . . . .

ISSUE: Whether the designation “businessman” satisfies the provisions of 21-A M.R.S.A. § 1017.5 which requires that candidates report the “occupation” and “principal place of business” of each donor of more than \$50.

OPINION: The term “businessman” is an acceptable designation for reporting purposes; it would be inappropriate to require more detailed reporting since the Commission lacks the resources to enforce the law with any consistency.

. . . . .



**Issue Concerning Lobbyist Disclosure**

ISSUE: Whether the law requires lobbyists to disclose in monthly reports the compensation received by their associates.

OPINION: Lobbyists are required to include in their monthly reports any compensation received by their associates attributable to the same employer of the lobbyist and associate..

## LEGISLATION

Initiated Bill 5 (Legislative Document No. 1823), An Act to Reform Campaign Finance, was contingent upon approval by the voters of the State of Maine at the election held on November 5, 1996. Initiated Bill 5 was approved by the voters at that election and took effect on January 2, 1997, pursuant to M. R. S. A. Const., Art. 4, Pt. 3, § 19.

The Initiated Bill amended existing law and added new provisions, including new Chapter 14 of Title 21-A, The Maine Clean Election Act that established an alternative campaign financing option available to candidates running for Governor, State Senator and State Representative. The alternative campaign financing option is available to candidates for elections to be held beginning in the year 2000. The Commission is responsible for administering the Act and the Maine Clean Election Fund established by the Act. Candidates participating in the Maine Clean Election Act must also comply with all other applicable election and campaign laws and regulations.

In addition to enacting The Maine Clean Election Act, Initiated Bill 5:

### Governmental Ethics

- Repealed 1 M.R.S.A. § 1002, sub-§ 1, and enacted a new subsection reconstituting the Commission on Governmental Ethics and Election Practices with 5 members appointed by the Governor, subject to confirmation by the Legislature. No more than 2 Commission members may be enrolled in the same political party. Appointees are appointed to serve 4-year terms, and a person may not serve more than 2 terms.
- Amended 1 M.R.S.A. § 1002, sub-§ 4, to entitle members of the Commission to receive legislative per diem.
- Amended 1 M.R.S.A. § 1008, sub-§ 2, to include administration and investigation of the provisions of the Maine Clean Election Act and the Maine Clean Election Fund as one of the general duties of the Commission.
- Amended 1 M.R.S.A. § 1008, sub-§ 3, to provide for the conduct of an ethics seminar for Legislators after the general election and before the convening of the Legislature, in every even-numbered year.
- Amended 1 M.R.S.A. § 1008, sub-§ 4, to provide for administration of the lobbyist disclosure laws.

## Annual Report - 1996

- Enacted 1 M.R.S.A. § 1008, sub-§§ 5 and 6, to include administration and implementation of the Maine Clean Election Act and the Maine Clean Election Fund, and to provide for enhanced monitoring and enforcement of election practices by instituting a comprehensive system for electronic filing of required reports and information among the general duties of the Commission.

### Lobbyist Disclosure

- Amended 3 M.R.S.A. § 313 to increase the registration fee of each lobbyist from at least \$200 to \$400, and of each lobbyist associate from at least \$100 to \$200.
- Amended 3 M.R.S.A. § 320, first ¶, to provide that lobbyist registration fees must be divided equally between the General Fund and to the Commission.

### Campaign Finance

- Amended 21-A M.R.S.A. § 23, sub-§ 1 1, to require the Commission to retain campaign report data for at least 8 years.
- Amended 21-A M.R.S.A. § 1015, sub-§§ 1 and 2, to reduce the campaign contribution limitations by individuals to a candidate from \$1,000 to \$500 for a gubernatorial candidate and \$250 for any other candidate; and by committees, corporations, and associations to a candidate from \$5,000 to \$500 for a gubernatorial candidate and \$250 for any other candidate, beginning January 1, 1999.
- Enacted 21-A M.R.S.A. § 1017, sub-§ 3-B, to provide the requirement for an accelerated reporting schedule in certain circumstances when a candidate who is not certified as a Maine Clean Election Act candidate is opposed by a certified Maine Clean Election Act candidate in the same race.
- Repealed 21-A M.R.S.A. § 1018, sub-§ 2.
- Repealed 21-A M.R.S.A. § 1019 and enacted in its place a new provision on the reporting of independent expenditures.
- Amended 21-A M.R.S.A. § 1020-A, sub-§ 4, providing a new penalty provision for a candidate's failure to file an accelerated campaign finance report, such penalty payable to the Maine Clean Election Fund.
- Amended 21-A M.R.S.A. § 1056, sub-§ 1, to reduce the amount a committee may expend in support of or opposition to a candidate from \$5,000 to \$500 for a gubernatorial candidate and \$250 for any other candidate, beginning January 1, 1999.

## Annual Report - 1996

- Enacted 21-A M.R.S.A., Chapter 14, The Maine Clean Election Act

## PUBLICATIONS

The Commission publishes the following documents:

### Campaign Finance

Registration forms for:

- State and county candidates
- Political action committees

Reporting forms for:

- State and county candidates
  - Full reporting
  - 48-hour reporting
  - Termination form
- State political action committee
  - Full reporting
  - 48-hour reporting
  - Termination form

- Municipal candidates
- Party committees
- Entities making independent expenditures

Filing schedules for:

- State and county candidates
- Federal candidates
- Political action committees
- Party committees

Instructional:

- Running for Office in Maine \*
- A guide to party committee reporting

Other:

- Campaign Reports and Finances (21-A M.R.S.A. Sections 1001-1105)
- Maine Code of Fair Campaign Practices (Sections 1101-1105)
- The Maine Clean Election Act (21-A M.R.S.A. Sections 1121-1128)
- Declaration of Intent - Voluntary Spending Limits
- Penalty matrix for candidates, political action committees, and party committees

\* Co-produced with the Department of the Secretary of State

**Lobbyist Disclosure**

Registration form for:  
Joint lobbyist/employer

Reporting forms for:  
Monthly disclosure - long form  
Monthly disclosure - short form  
Annual report  
Termination report

Instructional:  
A Guide to Maine's Lobbyist Disclosure Law

Other:  
Lobbyist Disclosure Procedures (3 M.R.S.A. Chapter 15)  
Request for non-session waiver  
Lobbyist Compensation Report

**Legislative Ethics**

Sources of Income Reporting Forms and Instructions for:  
Legislators  
Legislative candidates

Other:  
Governmental Ethics Law (1 M.R.S.A. Sections 1001-1023)

**Rosters**

Registered Lobbyists and Employers (cross indexed)  
Registered political action committees  
Candidates subscribing to the voluntary spending limits  
State and County Candidates/Treasurers (cross-indexed)  
Federal candidates

**ASSISTANCE TO THE COMMISSION**

The Attorney General's Office advises the Commission at meetings. The Secretary of State's Office maintains the Commission's financial and payroll records, and provides the Commission with advice concerning its computer systems. The State Auditor assists the staff in preparing statistics and in conducting report audits. The support provided by each of those agencies enables the Commission staff to perform its primary duties more efficiently. The Commission very much appreciates the important support those agencies provide to the Commission, and desires to publicly thank the staff personnel of those agencies for their assistance to the Commission and its staff..