



HEALTH QUARTERLY STATEMENT

AS OF SEPTEMBER 30, 2023
OF THE CONDITION AND AFFAIRS OF THE
Aetna Health Inc. (a Maine corporation)

NAIC Group Code 0001 0001 NAIC Company Code 95517 Employer's ID Number 01-0504252
(Current) (Prior)

Organized under the Laws of Maine State of Domicile or Port of Entry ME

Country of Domicile United States of America

Licensed as business type: Health Maintenance Organization

Is HMO Federally Qualified? Yes [] No [X]

Incorporated/Organized 10/03/1995 Commenced Business 04/10/1996

Statutory Home Office 191 Marginal Way, Suite G Portland, ME, US 04101
(Street and Number) (City or Town, State, Country and Zip Code)

Main Administrative Office 151 Farmington Avenue,
(Street and Number)
Hartford, CT, US 06156 800-872-3862
(City or Town, State, Country and Zip Code) (Area Code) (Telephone Number)

Mail Address Attn: Stat Compliance; P.O. Box 818048 Attn: Stat Compliance; P.O. Box 818048
(Street and Number or P.O. Box) (City or Town, State, Country and Zip Code)

Primary Location of Books and Records 191 Marginal Way, Suite G
(Street and Number)
Portland, ME, US 04101 800-872-3862
(City or Town, State, Country and Zip Code) (Area Code) (Telephone Number)

Internet Website Address www.aetna.com

Statutory Statement Contact Kim E. Roth 215-775-6508
(Name) (Area Code) (Telephone Number)
StatutoryReporting@aetna.com 860-262-7767
(E-mail Address) (FAX Number)

OFFICERS

President Duncan Graeme Stuart Principal Financial Officer and Controller Steven Matthew Conte
Vice President and Secretary Edward Chung-I Lee

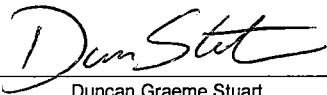
OTHER

Derek Scott Blunt, Senior Investment Officer Frank Ferris Chronister III, Assistant Controller Peter Keller, Assistant Controller
Tracy Louise Smith, Vice President and Treasurer Whitney Dorothy Todisco, Assistant Controller


DIRECTORS OR TRUSTEES

Vincent John Liscomb, Jr. Spence William Papke Duncan Graeme Stuart


The officers of this reporting entity being duly sworn, each depose and say that they are the described officers of said reporting entity, and that on the reporting period stated above, all of the herein described assets were the absolute property of the said reporting entity, free and clear from any liens or claims thereon, except as herein stated, and that this statement, together with related exhibits, schedules and explanations therein contained, annexed or referred to, is a full and true statement of all the assets and liabilities and of the condition and affairs of the said reporting entity as of the reporting period stated above, and of its income and deductions therefrom for the period ended, and have been completed in accordance with the NAIC Annual Statement Instructions and Accounting Practices and Procedures manual except to the extent that: (1) state law may differ; or, (2) that state rules or regulations require differences in reporting not related to accounting practices and procedures, according to the best of their information, knowledge and belief, respectively. Furthermore, the scope of this attestation by the described officers also includes the related corresponding electronic filing with the NAIC, when required, that is an exact copy (except for formatting differences due to electronic filing) of the enclosed statement. The electronic filing may be requested by various regulators in lieu of or in addition to the enclosed statement.



Duncan Graeme Stuart
President




Edward Chung-I Lee
Vice President and Secretary



Steven Matthew Conte
Principal Financial Officer and Controller

State of..... Pennsylvania
County of..... Montgomery

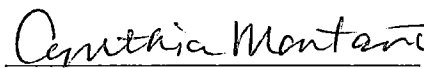
Subscribed and sworn to before me this
17th day of October, 2023



NOTARY PUBLIC (Seal)

State of..... Connecticut
County of..... Hartford


Subscribed and sworn to before me this
24th day of October, 2023





NOTARY PUBLIC (Seal)

State of..... Pennsylvania
County of..... Montgomery

Subscribed and sworn to before me this
2nd day of November, 2023



NOTARY PUBLIC (Seal)



- a. Is this an original filing? Yes [X] No []
b. If no,
1. State the amendment number
2. Date filed
3. Number of pages attached.....

STATEMENT AS OF SEPTEMBER 30, 2023 OF THE Aetna Health Inc. (a Maine corporation)

ASSETS

	Current Statement Date			4 December 31 Prior Year Net Admitted Assets
	1 Assets	2 Nonadmitted Assets	3 Net Admitted Assets (Cols. 1 - 2)	
1. Bonds	20,534,001	0	20,534,001	25,641,425
2. Stocks:				
2.1 Preferred stocks	0	0	0	0
2.2 Common stocks	1,864,113	0	1,864,113	1,871,668
3. Mortgage loans on real estate:				
3.1 First liens	0	0	0	0
3.2 Other than first liens.....	0	0	0	0
4. Real estate:				
4.1 Properties occupied by the company (less \$0 encumbrances)	0	0	0	0
4.2 Properties held for the production of income (less \$0 encumbrances)	0	0	0	0
4.3 Properties held for sale (less \$0 encumbrances)	0	0	0	0
5. Cash (\$0), cash equivalents (\$ 30,545,507) and short-term investments (\$0)	30,545,507	0	30,545,507	25,848,515
6. Contract loans (including \$0 premium notes)	0	0	0	0
7. Derivatives	0	0	0	0
8. Other invested assets	0	0	0	0
9. Receivables for securities	5,500	0	5,500	0
10. Securities lending reinvested collateral assets	0	0	0	0
11. Aggregate write-ins for invested assets	0	0	0	0
12. Subtotals, cash and invested assets (Lines 1 to 11)	52,949,121	0	52,949,121	53,361,608
13. Title plants less \$0 charged off (for Title insurers only)	0	0	0	0
14. Investment income due and accrued	147,665	0	147,665	147,027
15. Premiums and considerations:				
15.1 Uncollected premiums and agents' balances in the course of collection	123,841	56,187	67,654	163,889
15.2 Deferred premiums, agents' balances and installments booked but deferred and not yet due (including \$0 earned but unbilled premiums)	0	0	0	0
15.3 Accrued retrospective premiums (\$ 821,200) and contracts subject to redetermination (\$ 4,479,188)	5,300,388	0	5,300,388	4,711,055
16. Reinsurance:				
16.1 Amounts recoverable from reinsurers	0	0	0	0
16.2 Funds held by or deposited with reinsured companies	0	0	0	0
16.3 Other amounts receivable under reinsurance contracts	0	0	0	0
17. Amounts receivable relating to uninsured plans	1,195,674	0	1,195,674	411,011
18.1 Current federal and foreign income tax recoverable and interest thereon	0	0	0	0
18.2 Net deferred tax asset	657,431	0	657,431	72,906
19. Guaranty funds receivable or on deposit	0	0	0	0
20. Electronic data processing equipment and software	0	0	0	0
21. Furniture and equipment, including health care delivery assets (\$0)	0	0	0	0
22. Net adjustment in assets and liabilities due to foreign exchange rates	0	0	0	0
23. Receivables from parent, subsidiaries and affiliates	14,396,631	0	14,396,631	0
24. Health care (\$ 1,926,563) and other amounts receivable	1,927,666	1,103	1,926,563	1,839,368
25. Aggregate write-ins for other than invested assets	0	0	0	0
26. Total assets excluding Separate Accounts, Segregated Accounts and Protected Cell Accounts (Lines 12 to 25)	76,698,417	57,290	76,641,127	60,706,864
27. From Separate Accounts, Segregated Accounts and Protected Cell Accounts	0	0	0	0
28. Total (Lines 26 and 27)	76,698,417	57,290	76,641,127	60,706,864
DETAILS OF WRITE-INS				
1101.				
1102.				
1103.				
1198. Summary of remaining write-ins for Line 11 from overflow page	0	0	0	0
1199. Totals (Lines 1101 through 1103 plus 1198)(Line 11 above)	0	0	0	0
2501.				
2502.				
2503.				
2598. Summary of remaining write-ins for Line 25 from overflow page	0	0	0	0
2599. Totals (Lines 2501 through 2503 plus 2598)(Line 25 above)	0	0	0	0

LIABILITIES, CAPITAL AND SURPLUS

	Current Period			Prior Year
	1 Covered	2 Uncovered	3 Total	4 Total
1. Claims unpaid (less \$ 169,251 reinsurance ceded)	15,298,960	823,223	16,122,183	13,676,300
2. Accrued medical incentive pool and bonus amounts	3,424,037	0	3,424,037	3,628,821
3. Unpaid claims adjustment expenses	261,956	0	261,956	220,536
4. Aggregate health policy reserves, including the liability of \$ 13,970 for medical loss ratio rebate per the Public Health Service Act	4,022,176	0	4,022,176	3,125,257
5. Aggregate life policy reserves	0	0	0	0
6. Property/casualty unearned premium reserve	0	0	0	0
7. Aggregate health claim reserves	2,966	0	2,966	1,265
8. Premiums received in advance	14,488,874	0	14,488,874	19,914
9. General expenses due or accrued	89,904	0	89,904	136,498
10.1 Current federal and foreign income tax payable and interest thereon (including \$ 0 on realized gains (losses))	1,584,546	0	1,584,546	470,681
10.2 Net deferred tax liability	0	0	0	0
11. Ceded reinsurance premiums payable	0	0	0	0
12. Amounts withheld or retained for the account of others	0	0	0	0
13. Remittances and items not allocated	0	0	0	70,982
14. Borrowed money (including \$ 0 current) and interest thereon \$ 0 (including \$ 0 current)	0	0	0	0
15. Amounts due to parent, subsidiaries and affiliates	0	0	0	4,030,645
16. Derivatives	0	0	0	0
17. Payable for securities	0	0	0	0
18. Payable for securities lending	0	0	0	0
19. Funds held under reinsurance treaties (with \$ 0 authorized reinsurers, \$ 583,866 unauthorized reinsurers and \$ 0 certified reinsurers)	583,866	0	583,866	303,954
20. Reinsurance in unauthorized and certified (\$ 0) companies	0	0	0	0
21. Net adjustments in assets and liabilities due to foreign exchange rates	0	0	0	0
22. Liability for amounts held under uninsured plans	4,042,433	0	4,042,433	3,073,818
23. Aggregate write-ins for other liabilities (including \$ 0 current)	0	0	0	0
24. Total liabilities (Lines 1 to 23)	43,799,718	823,223	44,622,941	28,758,671
25. Aggregate write-ins for special surplus funds	XXX	XXX	0	0
26. Common capital stock	XXX	XXX	1,000,000	1,000,000
27. Preferred capital stock	XXX	XXX	0	0
28. Gross paid in and contributed surplus	XXX	XXX	8,700,000	8,700,000
29. Surplus notes	XXX	XXX	0	0
30. Aggregate write-ins for other than special surplus funds	XXX	XXX	0	0
31. Unassigned funds (surplus)	XXX	XXX	22,318,186	22,248,193
32. Less treasury stock, at cost:				
32.1 0 shares common (value included in Line 26 \$ 0)	XXX	XXX	0	0
32.2 0 shares preferred (value included in Line 27 \$ 0)	XXX	XXX	0	0
33. Total capital and surplus (Lines 25 to 31 minus Line 32)	XXX	XXX	32,018,186	31,948,193
34. Total liabilities, capital and surplus (Lines 24 and 33)	XXX	XXX	76,641,127	60,706,864
DETAILS OF WRITE-INS				
2301.				
2302.				
2303.				
2398. Summary of remaining write-ins for Line 23 from overflow page	0	0	0	0
2399. Totals (Lines 2301 through 2303 plus 2398)(Line 23 above)	0	0	0	0
2501.	XXX	XXX		
2502.	XXX	XXX		
2503.	XXX	XXX		
2598. Summary of remaining write-ins for Line 25 from overflow page	XXX	XXX	0	0
2599. Totals (Lines 2501 through 2503 plus 2598)(Line 25 above)	XXX	XXX	0	0
3001.	XXX	XXX		
3002.	XXX	XXX		
3003.	XXX	XXX		
3098. Summary of remaining write-ins for Line 30 from overflow page	XXX	XXX	0	0
3099. Totals (Lines 3001 through 3003 plus 3098)(Line 30 above)	XXX	XXX	0	0

STATEMENT OF REVENUE AND EXPENSES

	Current Year To Date		Prior Year To Date	Prior Year Ended December 31
	1 Uncovered	2 Total	3 Total	4 Total
1. Member Months	XXX	163,173	150,647	204,041
2. Net premium income (including \$ 0 non-health premium income)	XXX	141,595,170	118,019,162	160,319,666
3. Change in unearned premium reserves and reserve for rate credits	XXX	1,565	1,436,305	1,436,357
4. Fee-for-service (net of \$ 0 medical expenses)	XXX	0	0	0
5. Risk revenue	XXX	0	0	0
6. Aggregate write-ins for other health care related revenues	XXX	0	0	0
7. Aggregate write-ins for other non-health revenues	XXX	0	0	0
8. Total revenues (Lines 2 to 7)	XXX	141,596,735	119,455,467	161,756,023
Hospital and Medical:				
9. Hospital/medical benefits	5,720,871	92,871,289	71,882,950	95,497,760
10. Other professional services	390,621	6,341,251	4,375,569	6,348,040
11. Outside referrals	2,649,741	2,649,741	2,065,440	3,126,146
12. Emergency room and out-of-area	356,727	5,791,030	4,446,452	6,287,303
13. Prescription drugs	0	15,548,049	13,684,811	17,820,291
14. Aggregate write-ins for other hospital and medical	0	0	0	0
15. Incentive pool, withhold adjustments and bonus amounts	0	1,675,525	3,862,911	3,655,062
16. Subtotal (Lines 9 to 15)	9,117,960	124,876,885	100,318,133	132,734,602
Less:				
17. Net reinsurance recoveries	0	278,437	1,116,521	1,180,199
18. Total hospital and medical (Lines 16 minus 17)	9,117,960	124,598,448	99,201,612	131,554,403
19. Non-health claims (net)	0	0	0	0
20. Claims adjustment expenses, including \$ 2,157,209 cost containment expenses	0	2,966,074	2,238,945	3,161,934
21. General administrative expenses	0	15,140,550	11,648,513	16,770,967
22. Increase in reserves for life and accident and health contracts (including \$ 0 increase in reserves for life only)	0	15,956	(220,709)	(220,709)
23. Total underwriting deductions (Lines 18 through 22)	9,117,960	142,721,028	112,868,361	151,266,595
24. Net underwriting gain or (loss) (Lines 8 minus 23)	XXX	(1,124,293)	6,587,106	10,489,428
25. Net investment income earned	0	1,622,547	776,316	1,262,362
26. Net realized capital gains (losses) less capital gains tax of \$ (177,282)	0	(971,218)	(613,074)	(613,531)
27. Net investment gains (losses) (Lines 25 plus 26)	0	651,329	163,242	648,831
28. Net gain or (loss) from agents' or premium balances charged off [(amount recovered \$ 0) (amount charged off \$ 0)]	0	0	0	0
29. Aggregate write-ins for other income or expenses	0	0	0	0
30. Net income or (loss) after capital gains tax and before all other federal income taxes (Lines 24 plus 27 plus 28 plus 29)	XXX	(472,964)	6,750,348	11,138,259
31. Federal and foreign income taxes incurred	XXX	494,418	1,300,362	2,167,995
32. Net income (loss) (Lines 30 minus 31)	XXX	(967,382)	5,449,986	8,970,264
DETAILS OF WRITE-INS				
0601.	XXX			
0602.	XXX			
0603.	XXX			
0698. Summary of remaining write-ins for Line 6 from overflow page	XXX	0	0	0
0699. Totals (Lines 0601 through 0603 plus 0698)(Line 6 above)	XXX	0	0	0
0701.	XXX			
0702.	XXX			
0703.	XXX			
0798. Summary of remaining write-ins for Line 7 from overflow page	XXX	0	0	0
0799. Totals (Lines 0701 through 0703 plus 0798)(Line 7 above)	XXX	0	0	0
1401.				
1402.				
1403.				
1498. Summary of remaining write-ins for Line 14 from overflow page	0	0	0	0
1499. Totals (Lines 1401 through 1403 plus 1498)(Line 14 above)	0	0	0	0
2901.				
2902.				
2903.				
2998. Summary of remaining write-ins for Line 29 from overflow page	0	0	0	0
2999. Totals (Lines 2901 through 2903 plus 2998)(Line 29 above)	0	0	0	0

STATEMENT OF REVENUE AND EXPENSES (Continued)

	1 Current Year to Date	2 Prior Year to Date	3 Prior Year Ended December 31
CAPITAL AND SURPLUS ACCOUNT			
33. Capital and surplus prior reporting year.....	31,948,193	23,312,636	23,312,636
34. Net income or (loss) from Line 32.....	(967,382)	5,449,986	8,970,264
35. Change in valuation basis of aggregate policy and claim reserves.....	0	0	0
36. Change in net unrealized capital gains (losses) less capital gains tax of \$ 75,891	285,498	(347,528)	(130,985)
37. Change in net unrealized foreign exchange capital gain or (loss).....	0	0	0
38. Change in net deferred income tax.....	660,416	(92,381)	(100,361)
39. Change in nonadmitted assets.....	91,461	(16,215)	(104,632)
40. Change in unauthorized and certified reinsurance.....	0	1,271	1,271
41. Change in treasury stock.....	0	0	0
42. Change in surplus notes.....	0	0	0
43. Cumulative effect of changes in accounting principles.....	0	0	0
44. Capital Changes:			
44.1 Paid in.....	0	0	0
44.2 Transferred from surplus (Stock Dividend).....	0	0	0
44.3 Transferred to surplus.....	0	0	0
45. Surplus adjustments:			
45.1 Paid in.....	0	0	0
45.2 Transferred to capital (Stock Dividend).....	0	0	0
45.3 Transferred from capital.....	0	0	0
46. Dividends to stockholders.....	0	0	0
47. Aggregate write-ins for gains or (losses) in surplus.....	0	0	0
48. Net change in capital & surplus (Lines 34 to 47).....	69,993	4,995,133	8,635,557
49. Capital and surplus end of reporting period (Line 33 plus 48)	32,018,186	28,307,769	31,948,193
DETAILS OF WRITE-INS			
4701.			
4702.			
4703.			
4798. Summary of remaining write-ins for Line 47 from overflow page.....	0	0	0
4799. Totals (Lines 4701 through 4703 plus 4798)(Line 47 above)	0	0	0

STATEMENT AS OF SEPTEMBER 30, 2023 OF THE Aetna Health Inc. (a Maine corporation)

CASH FLOW

	1 Current Year To Date	2 Prior Year To Date	3 Prior Year Ended December 31
Cash from Operations			
1. Premiums collected net of reinsurance	156,467,694	119,070,685	160,845,133
2. Net investment income	1,625,194	717,682	1,267,117
3. Miscellaneous income	0	0	0
4. Total (Lines 1 to 3)	158,092,888	119,788,367	162,112,250
5. Benefit and loss related payments	122,365,516	95,296,938	129,504,573
6. Net transfers to Separate Accounts, Segregated Accounts and Protected Cell Accounts	0	0	0
7. Commissions, expenses paid and aggregate write-ins for deductions	17,927,846	9,296,811	17,647,372
8. Dividends paid to policyholders	0	0	0
9. Federal and foreign income taxes paid (recovered) net of \$0 tax on capital gains (losses)	(796,729)	571,212	1,140,126
10. Total (Lines 5 through 9)	139,496,633	105,164,961	148,292,071
11. Net cash from operations (Line 4 minus Line 10)	18,596,255	14,623,406	13,820,179
Cash from Investments			
12. Proceeds from investments sold, matured or repaid:			
12.1 Bonds	7,299,543	3,382,968	6,622,969
12.2 Stocks	872,903	0	0
12.3 Mortgage loans	0	0	0
12.4 Real estate	0	0	0
12.5 Other invested assets	0	0	0
12.6 Net gains or (losses) on cash, cash equivalents and short-term investments	(2)	20	24
12.7 Miscellaneous proceeds	0	0	0
12.8 Total investment proceeds (Lines 12.1 to 12.7)	8,172,444	3,382,988	6,622,993
13. Cost of investments acquired (long-term only):			
13.1 Bonds	2,979,883	2,398,673	3,147,662
13.2 Stocks	867,976	1,990,140	1,990,140
13.3 Mortgage loans	0	0	0
13.4 Real estate	0	0	0
13.5 Other invested assets	0	0	0
13.6 Miscellaneous applications	5,500	0	0
13.7 Total investments acquired (Lines 13.1 to 13.6)	3,853,359	4,388,813	5,137,802
14. Net increase (or decrease) in contract loans and premium notes	0	0	0
15. Net cash from investments (Line 12.8 minus Line 13.7 and Line 14)	4,319,085	(1,005,825)	1,485,191
Cash from Financing and Miscellaneous Sources			
16. Cash provided (applied):			
16.1 Surplus notes, capital notes	0	0	0
16.2 Capital and paid in surplus, less treasury stock	0	0	0
16.3 Borrowed funds	0	0	0
16.4 Net deposits on deposit-type contracts and other insurance liabilities	0	0	0
16.5 Dividends to stockholders	0	0	0
16.6 Other cash provided (applied)	(18,218,348)	(576,235)	1,673,791
17. Net cash from financing and miscellaneous sources (Line 16.1 through Line 16.4 minus Line 16.5 plus Line 16.6)	(18,218,348)	(576,235)	1,673,791
RECONCILIATION OF CASH, CASH EQUIVALENTS AND SHORT-TERM INVESTMENTS			
18. Net change in cash, cash equivalents and short-term investments (Line 11, plus Lines 15 and 17)	4,696,992	13,041,346	16,979,161
19. Cash, cash equivalents and short-term investments:			
19.1 Beginning of year	25,848,515	8,869,354	8,869,354
19.2 End of period (Line 18 plus Line 19.1)	30,545,507	21,910,700	25,848,515

Note: Supplemental disclosures of cash flow information for non-cash transactions:

STATEMENT AS OF SEPTEMBER 30, 2023 OF THE Aetna Health Inc. (a Maine corporation)

EXHIBIT OF PREMIUMS, ENROLLMENT AND UTILIZATION

	1 Total	Comprehensive (Hospital & Medical)		4 Medicare Supplement	5 Vision Only	6 Dental Only	7 Federal Employees Health Benefits Plan	8 Title XVIII Medicare	9 Title XIX Medicaid	10 Credit A&H	11 Disability Income	12 Long-Term Care	13 Other Health	14 Other Non-Health
		2 Individual	3 Group											
Total Members at end of:														
1. Prior Year	17,878	0	766	0	0	0	0	17,112	0	0	0	0	0	0
2. First Quarter	18,147	0	726	0	0	0	0	17,421	0	0	0	0	0	0
3. Second Quarter	18,076	0	547	0	0	0	0	17,529	0	0	0	0	0	0
4. Third Quarter	18,258	0	525	0	0	0	0	17,733	0	0	0	0	0	0
5. Current Year	0	0	0	0	0	0	0	0	0	0	0	0	0	0
6. Current Year Member Months	163,173	0	5,591	0	0	0	0	157,582	0	0	0	0	0	0
Total Member Ambulatory Encounters for Period:														
7. Physician	371,144	0	4,314	0	0	0	0	366,830	0	0	0	0	0	0
8. Non-Physician	403,125	0	4,591	0	0	0	0	398,534	0	0	0	0	0	0
9. Total	774,269	0	8,905	0	0	0	0	765,364	0	0	0	0	0	0
10. Hospital Patient Days Incurred	13,603	0	77	0	0	0	0	13,526	0	0	0	0	0	0
11. Number of Inpatient Admissions	1,460	0	10	0	0	0	0	1,450	0	0	0	0	0	0
12. Health Premiums Written (a)	142,443,194	0	3,644,080	0	0	0	0	138,799,114	0	0	0	0	0	0
13. Life Premiums Direct	0	0	0	0	0	0	0	0	0	0	0	0	0	0
14. Property/Casualty Premiums Written	0	0	0	0	0	0	0	0	0	0	0	0	0	0
15. Health Premiums Earned.....	142,444,759	0	3,645,645	0	0	0	0	138,799,114	0	0	0	0	0	0
16. Property/Casualty Premiums Earned	0	0	0	0	0	0	0	0	0	0	0	0	0	0
17. Amount Paid for Provision of Health Care Services.....	122,727,916	(448)	3,447,044	0	0	0	0	119,281,320	0	0	0	0	0	0
18. Amount Incurred for Provision of Health Care Services	124,876,885	(448)	3,582,741	0	0	0	0	121,294,592	0	0	0	0	0	0

(a) For health premiums written: amount of Medicare Title XVIII exempt from state taxes or fees \$ 138,799,114

UNDERWRITING AND INVESTMENT EXHIBIT

ANALYSIS OF CLAIMS UNPAID - PRIOR YEAR - NET OF REINSURANCE

Line of Business	Claims Paid Year to Date		Liability End of Current Quarter		5 Claims Incurred in Prior Years (Columns 1 + 3)	6 Estimated Claim Reserve and Claim Liability December 31 of Prior Year
	1 On Claims Incurred Prior to January 1 of Current Year	2 On Claims Incurred During the Year	3 On Claims Unpaid Dec. 31 of Prior Year	4 On Claims Incurred During the Year		
1. Comprehensive (hospital and medical) individual	0	(448)	0	0	0	0
2. Comprehensive (hospital and medical) group	888,898	2,505,086	9,755	453,143	898,653	350,002
3. Medicare Supplement	0	0	0	0	0	0
4. Dental Only	0	0	0	0	0	0
5. Vision Only	0	0	0	0	0	0
6. Federal Employees Health Benefits Plan	0	0	0	0	0	0
7. Title XVIII - Medicare	12,464,742	104,626,929	983,869	14,678,382	13,448,611	13,327,563
8. Title XIX - Medicaid	0	0	0	0	0	0
9. Credit A&H	0	0	0	0	0	0
10. Disability Income	0	0	0	0	0	0
11. Long-term care	0	0	0	0	0	0
12. Other health	0	0	0	0	0	0
13. Health subtotal (Lines 1 to 12)	13,353,640	107,131,567	993,624	15,131,525	14,347,264	13,677,565
14. Health care receivables (a)	0	1,927,666	0	0	0	1,917,798
15. Other non-health	0	0	0	0	0	0
16. Medical incentive pools and bonus amounts	427,150	1,453,159	2,461,242	962,795	2,888,392	3,628,821
17. Totals (Lines 13 - 14 + 15 + 16)	13,780,790	106,657,060	3,454,866	16,094,320	17,235,656	15,388,588

(a) Excludes \$ 0 loans or advances to providers not yet expensed.

NOTES TO FINANCIAL STATEMENTS

1. Summary of Significant Accounting Policies and Going Concern

A. Accounting Practices

The accompanying statutory financial statements of Aetna Health Inc. (a Maine corporation) ("the Company"), indirectly a wholly-owned subsidiary of CVS Health Corporation ("CVS Health"), have been prepared in conformity with accounting practices prescribed or permitted by the Maine Department of Professional and Financial Regulation, Bureau of Insurance ("Maine Department") ("Maine Accounting Practices"). The Maine Department recognizes only statutory accounting practices prescribed or permitted by the State of Maine for determining and reporting the financial condition and results of operations of an insurance company, which include accounting practices and procedures adopted by the National Association of Insurance Commissioners' ("NAIC") *Accounting Practices and Procedures Manual* ("NAIC SAP").

A reconciliation of the Company's net income and surplus between NAIC SAP and practices prescribed and permitted by the State of Maine for the periods ended September 30, 2023 and December 31, 2022 is as follows:

	SSAP #	F/S Page	F/S Line #	2023	2022
NET INCOME					
(1) Aetna Health Inc. (a Maine corporation) State basis (Page 4, Line 32, Columns 2 & 4)	XXX	XXX	XXX	\$ (967,382)	\$ 8,970,264
(2) State Prescribed Practices that are an increase/(decrease) from NAIC SAP:					
(3) State Permitted Practices that are an increase/(decrease) from NAIC SAP:					
(4) Net Income NAIC SAP (1-2-3=4)	XXX	XXX	XXX	\$ (967,382)	\$ 8,970,264
SURPLUS					
(5) Aetna Health Inc. (a Maine corporation) State basis (Page 3, Line 33, Columns 3 & 4)	XXX	XXX	XXX	\$ 32,018,186	\$ 31,948,193
(6) State Prescribed Practices that are an increase/(decrease) from NAIC SAP:					
(7) State Permitted Practices that are an increase/(decrease) from NAIC SAP:					
(8) Statutory Surplus NAIC SAP (5-6-7=8)	XXX	XXX	XXX	\$ 32,018,186	\$ 31,948,193

B. Use of Estimates in the Preparation of the Financial Statements

The preparation of these financial statements in conformity with Maine Accounting Practices requires management to make estimates and assumptions that affect the reported amounts of assets and liabilities and revenues and expenses. Actual results could differ from those estimates.

C. Accounting Policies

The Company applies the following significant accounting policies:

(1) No significant change.

(2) Bonds

Bonds, which include special deposits, are carried at amortized cost except for those bonds with an NAIC designation of 3 through 6, which are carried at the lower of amortized cost or fair value. The amount carried at fair value is not material to the financial statements. Bond premiums and discounts are amortized using the scientific interest method. When quoted prices in active markets for identical assets are available, the Company uses these quoted market prices to determine the fair value of bonds. This is used primarily for U.S. government securities. In other cases where a quoted market price for identical assets in an active market is either not available or not observable, the Company estimates fair values using valuation methodologies based on available and observable market information or by using a matrix pricing model. If quoted market prices are not available, the Company determines fair value using broker quotes or an internal analysis of each investment's financial performance and cash flow projections. The Company had no investments where fair value was determined using broker quotes or an internal analysis of financial performance and cash flow projections at September 30, 2023. Bonds include all investments whose maturity is greater than one year when purchased. All adjustments between amortized cost and carrying value are reflected in unrealized capital gains and losses and are reported as direct adjustments to surplus.

Bonds are recorded as purchases or sales on the trade date.

NOTES TO FINANCIAL STATEMENTS

The Company periodically reviews its bonds to determine whether a decline in fair value below the carrying value is other-than-temporary. For bonds, other than loan-backed and structured securities ("LB&SS") discussed in Note 1C. (6) below, an other-than-temporary impairment ("OTTI") shall be recorded if it is probable that the Company will be unable to collect all amounts due according to the contractual terms in effect at the date of acquisition. Declines deemed to be OTTI in the cost basis are recognized as realized capital losses. Yield-related impairments are deemed other-than-temporary when the Company intends to sell an investment at the reporting date before recovery of the cost of the investment.

The Company analyzes all relevant facts and circumstances for each investment when performing its analysis to determine whether an OTTI exists. Among the factors considered in evaluating whether a decline is other-than-temporary, management considers whether the decline in fair value results from a change in the quality of the investment security itself, whether the decline results from a downward movement in the market as a whole, the prospects for realizing the carrying value of the bond based on the investee's current and short-term prospects for recovery and other factors. The risks inherent in assessing the impairment of an investment include the risk that market factors may differ from the Company's expectations and the risk that facts and circumstances factored into its assessment may change with the passage of time. Unexpected changes to market factors and circumstances that were not present in past reporting periods may result in a current period decision to sell securities that were not other-than-temporarily-impaired in prior reporting periods.

The Company had no Securities Valuation Office-identified investments that are being reported at a different measurement method from the prior year annual statement.

(3) Common Stocks

Common stocks are recorded as purchases or sales on the trade date. Common stocks are carried at fair value. Declines in the cost basis deemed to be OTTI are recognized as realized capital losses.

(4) through (5): No significant change.

(6) Loan-Backed and Structured Securities

LB&SS are carried at amortized cost adjusted for unamortized premiums and discounts and are accounted for using the retrospective adjustment method. Premiums and discounts on loan-backed and structured securities are amortized using the scientific method over the estimated remaining term of the securities, adjusted for anticipated prepayments.

For LB&SS, the Company records OTTI when the fair value of the loan-backed or structured security is less than the amortized cost basis at the balance sheet date and (1) the Company intends to sell the investment, or (2) the Company does not have the intent and ability to retain the investment for the time sufficient to recover the amortized cost basis, or (3) the Company does not expect to recover the entire amortized cost basis of the security, even if it does not intend to sell the security and has the intent and ability to hold. If it is determined an OTTI has occurred because of (1) or (2), the amount of the OTTI is equal to the difference between the amortized cost and the fair value of the security at the Balance Sheet date and this difference is recorded as a realized capital loss. If it is determined an OTTI has occurred because of (3), the amount of the OTTI is equal to the difference between the amortized cost and the present value of cash flows expected to be collected, discounted at the loan-backed or structured security's effective interest rate and this difference is also accounted for as a realized capital loss.

(7) through (20): No significant change.

D. Going Concern

As of November 9, 2023, management evaluated whether there are conditions or events, considered in the aggregate, that raise substantial doubt about the Company's ability to continue as a going concern and management has determined that it is not probable that the Company will be unable to meet its obligations as they become due within one year after the financial statements are available to be issued. Management will continuously evaluate the Company's ability to continue as a going concern and will take appropriate action and will make appropriate disclosures if there is any change in any condition or events that would raise substantial doubt about the Company's ability to continue as a going concern.

2. Accounting Changes and Corrections of Errors

The Company did not have any accounting changes or corrections of errors in the period ended September 30, 2023.

3. Business Combinations and Goodwill

No significant change.

4. Discontinued Operations

No significant change.

5. Investments

A. through C.: No significant change.

NOTES TO FINANCIAL STATEMENTS

D. Loan-Backed Securities

- (1) Prepayment assumptions for single class and multi-class mortgage-backed/loan-backed securities were obtained from industry market sources.
- (2) The Company did not recognize any OTTI on loan-backed and structured securities in which the Company had the (1) intent to sell, (2) did not have the intent and ability to retain for a period of time sufficient to recover the amortized cost basis or (3) present value of cash flows expected to be collected is less than the amortized cost basis of the securities in accordance with Statements of Statutory Accounting Principles ("SSAP") No. 43R, Loan-Backed and Structured Securities ("SSAP No. 43R") at September 30, 2023.
- (3) The Company had no recognized OTTI on loan-backed and structured securities currently held, in which the present value of cash flows expected to be collected is less than the amortized cost basis at the reporting date September 30, 2023.
- (4) The Company's unrealized loss position on loan-backed and structured securities held by the Company at September 30, 2023 is as follows:

a. The aggregate amount of unrealized losses:		
1. Less than 12 Months	\$	(58)
2. 12 Months or Longer		(16,645)
b. The aggregate related fair value of securities with unrealized losses:		
1. Less than 12 Months	\$	1,999,942
2. 12 Months or Longer		1,233,355

- (5) The Company has reviewed the loan-backed and structured securities in accordance with SSAP No. 43R in the table above and has concluded that these are performing assets generating investment income to support the needs of the business. Furthermore, the Company has no intention to sell the securities at September 30, 2023 before their cost can be recovered and does have the intent and ability to retain the securities for the time sufficient to recover the amortized cost basis; therefore, no OTTI write-down to fair value was determined to have occurred on these securities.

E. Dollar Repurchase Agreements and/or Securities Lending Transactions

(1) and (2): No significant change.

- (3) Neither the Company nor its agent has accepted collateral that is permitted by contract or custom to sell or repledge as of September 30, 2023.

(4) through (7): No significant change.

F. The Company did not have any repurchase agreements transactions accounted for as secured borrowing at September 30, 2023.

G. The Company did not have any reverse repurchase agreements transactions accounted for as secured borrowing at September 30, 2023.

H. The Company did not have any repurchase agreements transactions accounted for as a sale at September 30, 2023.

I. The Company did not have any reverse repurchase agreements transactions accounted for as a sale at September 30, 2023.

J. through L.: No significant change.

M. The Company did not have any working capital finance investments at September 30, 2023.

N. The Company did not have any offsetting and netting of derivative, repurchase and reverse repurchase, and securities borrowing and securities lending assets or liabilities at September 30, 2023.

O. through Q.: No significant change.

R. The Company did not participate in any Qualified Cash Pools at September 30, 2023.

6. Joint Ventures, Partnerships and Limited Liability Companies

No significant change.

7. Investment Income

No significant change.

8. Derivative Instruments

The Company did not have any derivative instruments at September 30, 2023.

NOTES TO FINANCIAL STATEMENTS

9. Income Taxes

No significant change.

10. Information Concerning Parent, Subsidiaries, Affiliates and Other Related Parties

No significant change.

11. Debt

A. The Company did not have any items related to debt, including capital notes at September 30, 2023.

B. The Company did not have any Federal Home Loan Bank agreements at September 30, 2023.

12. Retirement Plans, Deferred Compensation, Postemployment Benefits and Compensated Absences and Other Postretirement Benefit Plans

The Company did not have a retirement plan, deferred compensation plan or other postretirement benefit plan at September 30, 2023.

13. Capital and Surplus, Shareholders' Dividend Restrictions and Quasi-Reorganizations

No significant change.

14. Liabilities, Contingencies and Assessments

No significant change.

15. Leases

No significant change.

16. Information About Financial Instruments with Off-Balance Sheet Risk and Financial Instruments with Concentrations of Credit Risk

No significant change.

17. Sale, Transfer and Servicing of Financial Assets and Extinguishments of Liabilities

A. Transfers of Receivables Reported as Sales

No significant change.

B. Transfer and Servicing of Financial Assets

(1) No significant change.

(2) and (3): The Company did not have any servicing assets or liabilities at September 30, 2023.

(4) The Company did not have any securitized financial assets at September 30, 2023.

(5) through (7): No significant change.

C. Wash Sales

(1) In the course of the Company's asset management, securities are sold and reacquired within 30 days of the sale date to enhance the Company's yield on its investment portfolio.

(2) The Company had no securities sold during the quarter ended September 30, 2023 and reacquired within 30 days of the sale date.

18. Gain or Loss to the Reporting Entity from Uninsured Plans and the Uninsured Portion of Partially Insured Plans

No significant change.

19. Direct Premium Written/Produced by Managing General Agents/Third Party Administrators

No significant change.

NOTES TO FINANCIAL STATEMENTS

20. Fair Value Measurements

A.

- (1) The Company carries unaffiliated common stocks at fair value in the financial statements. Certain bonds are also valued at the lower of cost or fair value as described in Note 1. The Company's financial instruments carried at fair value in the financial statements at September 30, 2023 is as follows:

Type of Financial Instrument	(Level 1)	(Level 2)	(Level 3)	Net Asset Value (NAV)	Total
Common stocks	\$ 1,864,113	\$ —	\$ —	\$ —	\$ 1,864,113

- (2) There were no material realized and unrealized capital gains, purchases, sales, settlements, or transfers into or out of the Company's Level 3 financial assets during 2023.
- (3) Transfers in and out of all levels are recognized at the end of the reporting period of which the transfer occurred.
- (4) The Company's fair value measurement valuation techniques are described in B. below.
- (5) The Company did not have any derivative instruments at September 30, 2023.

- B. The fair values of these instruments are based on valuations that include inputs that can be classified within one of three levels of a hierarchy. The following are the levels of the hierarchy and a brief description of the type of valuation information ("inputs") that qualifies a financial asset or liability for each level:

Level 1 - Unadjusted quoted prices for identical assets or liabilities in active markets.

Level 2 - Inputs other than Level 1 that are based on observable market data. These include: quoted prices for similar assets in active markets, quoted prices for identical assets in inactive markets, inputs that are observable that are not prices (such as interest rates and credit risks) and inputs that are derived from or corroborated by observable markets.

Level 3 - Developed from unobservable data, reflecting the Company's own assumptions.

Financial assets and liabilities are classified based upon the lowest level of input that is significant to the valuation. When quoted prices in active markets for identical assets and liabilities are available, the Company uses these quoted market prices to determine the fair value of financial assets and liabilities and classifies these assets and liabilities as Level 1. In other cases where a quoted market price for identical assets and liabilities in an active market is either not available or not observable, the Company estimates fair value using valuation methodologies based on available and observable market information or by using a matrix pricing model. These financial assets and liabilities would then be classified as Level 2. If quoted market prices are not available, the Company determines fair value using broker quotes or an internal analysis of each investment's financial performance and cash flow projections. Thus, financial assets and liabilities may be classified in Level 3 even though there may be some significant inputs that may be observable.

- C. The carrying values and estimated fair values of the Company's financial instruments at September 30, 2023 were as follows:

Type of Financial Instrument	Aggregate Fair Value	Admitted Assets	(Level 1)	(Level 2)	(Level 3)	Net Asset Value (NAV)	Not Practicable (Carrying Value)
Bonds, short-term investments, and cash equivalents	\$ 49,574,077	\$ 51,079,507	\$ 2,829,930	\$ 46,744,147	\$ —	\$ —	\$ —
Common stocks	\$ 1,864,113	\$ 1,864,113	\$ 1,864,113	\$ —	\$ —	\$ —	\$ —

In evaluating the Company's management of interest rate and liquidity risk and currency exposures, the fair values of all assets and liabilities should be taken into consideration, not only those presented above.

- D. The Company did not have any financial instruments where it was not practicable to estimate the fair value.
- E. The Company has not elected to use the net asset value practical expedient to fair value to measure its investments.

21. Other Items

No significant change.

22. Events Subsequent

A. Type I - Recognized Subsequent Events

Subsequent events have been considered through November 9, 2023 for the statutory statement issued on November 10, 2023.

NOTES TO FINANCIAL STATEMENTS

The Company had no known reportable recognized subsequent events.

B. Type II - Non-Recognized Subsequent Events

Subsequent events have been considered through November 9, 2023 for the statutory statement issued on November 10, 2023.

The Company had no known reportable non-recognized subsequent events.

23. Reinsurance

No significant change.

24. Retrospectively Rated Contracts and Contracts Subject to Redetermination

A. through D.: No significant change.

E. Risk Sharing Provisions of the Affordable Care Act

(1) Did the reporting entity write accident and health insurance premium which is subject to the Affordable Care Act risk sharing provisions (YES/NO)? Yes [X] No []

(2) Impact of Risk Sharing Provisions of the Affordable Care Act on Admitted Assets, Liabilities and Revenue for the Current Year:

	AMOUNT
a. Permanent ACA Risk Adjustment Program	
Assets	
1. Premium adjustments receivable due to ACA Risk Adjustment (including high-risk pool payments)	\$ 783
Liabilities	
2. Risk adjustment user fees payable for ACA Risk Adjustment	5
3. Premium adjustments payable due to ACA Risk Adjustment (including high risk pool payments)	13,546
Operations (Revenue & Expense)	
4. Reported as revenue in premium for accident and health contracts (written/collected) due to ACA Risk Adjustment	(21,987)
5. Reported in expenses as ACA risk adjustment user fees (incurred/paid)	3
b. Transitional ACA Reinsurance Program	
Assets	
1. Amounts recoverable for claims paid due to ACA Reinsurance	—
2. Amounts recoverable for claims unpaid due to ACA Reinsurance (Contra Liability)	—
3. Amounts receivable relating to uninsured plans for contributions for ACA Reinsurance	—
Liabilities	
4. Liabilities for contributions payable due to ACA Reinsurance – not reported as ceded premium	—
5. Ceded reinsurance premiums payable due to ACA Reinsurance	—
6. Liabilities for amounts held under uninsured plans contributions for ACA Reinsurance	—
Operations (Revenue & Expense)	
7. Ceded reinsurance premiums due to ACA Reinsurance	—
8. Reinsurance recoveries (income statement) due to ACA Reinsurance payments or expected payments	—
9. ACA Reinsurance contributions – not reported as ceded premium	—
c. Temporary ACA Risk Corridors Program	
Assets	
1. Accrued retrospective premium due to ACA Risk Corridors	—
Liabilities	
2. Reserve for rate credits or policy experience rating refunds due to ACA Risk Corridors	—
Operations (Revenue & Expense)	
3. Effect of ACA Risk Corridors on net premium income (paid/received)	—
4. Effect of ACA Risk Corridors on change in reserves for rate credits	—

NOTES TO FINANCIAL STATEMENTS

(3) Roll forward of prior year ACA risk sharing provisions for the following asset (gross of any nonadmission) and liability balances along with the reasons for adjustments to prior year balance:

	Accrued During the Prior Year on Business Written		Received or Paid as of the Current Year on Business		Differences		Adjustments			Unsettled Balances as of the Reporting Date	
					Prior Year Accrued Less Payments (Col 1 - 3)	Prior Year Accrued Less Payments (Col 2 - 4)	To Prior Year Balances	To Prior Year Balances	Ref	Cumulative Balance from Prior Years (Col 1 - 3 + 7)	Cumulative Balance from Prior Years (Col 2 - 4 + 8)
	Before December 31 of the Prior Year	Written Before December 31 of the Prior Year	5	6							
	1	2	3	4	5	6	7	8	Ref	9	10
Receivable	(Payable)	Receivable	(Payable)	Receivable	(Payable)	Receivable	(Payable)	Ref	Receivable	(Payable)	
a. Permanent ACA Risk Adjustment Program											
1. Premium adjustments receivable (including high risk pool payments)	\$ 338	\$ —	\$ —	\$ —	\$ 338	\$ —	\$ 444	\$ —	A	\$ 782	\$ —
2. Premium adjustments (payable) (including high risk pool premium)	—	38,664	—	47,549	—	(8,885)	—	8,886	B	—	1
3. Subtotal ACA Permanent Risk Adjustment Program	338	38,664	—	47,549	338	(8,885)	444	8,886		782	1
b. Transitional ACA Reinsurance Program											
1. Amounts recoverable for claims paid	—	—	—	—	—	—	—	—	C	—	—
2. Amounts recoverable for claims unpaid (contra liability)	—	—	—	—	—	—	—	—	D	—	—
3. Amounts receivable relating to uninsured plans	—	—	—	—	—	—	—	—	E	—	—
4. Liabilities for contributions payable due to ACA Reinsurance - not reported as ceded premium	—	—	—	—	—	—	—	—	F	—	—
5. Ceded reinsurance premiums payable	—	—	—	—	—	—	—	—	G	—	—
6. Liability for amounts held under uninsured plans	—	—	—	—	—	—	—	—	H	—	—
7. Subtotal ACA Transitional Reinsurance Program	—	—	—	—	—	—	—	—		—	—
c. Temporary ACA Risk Corridors Program											
1. Accrued retrospective premium	—	—	—	—	—	—	—	—	I	—	—
2. Reserve for rate credits or policy experience rating refunds	—	—	—	—	—	—	—	—	J	—	—
3. Subtotal ACA Risk Corridors Program	—	—	—	—	—	—	—	—		—	—
d. Total for ACA Risk Sharing Provisions	\$ 338	\$ 38,664	\$ —	\$ 47,549	\$ 338	\$ (8,885)	\$ 444	\$ 8,886		\$ 782	\$ 1

Explanations of Adjustments

- A. Due to updates to the data available to the Company to calculate the risk adjustment.
- B. Due to updates to the data available to the Company to calculate the risk adjustment.

(4) Roll-Forward of Risk Corridors Asset and Liability Balances by Program Benefit Year:

Risk Corridors Program Year	Accrued During the Prior Year on Business Written		Received or Paid as of the Current Year on Business		Differences		Adjustments			Unsettled Balances as of the Reporting Date	
					Prior Year Accrued Less Payments (Col 1 - 3)	Prior Year Accrued Less Payments (Col 2 - 4)	To Prior Year Balances	To Prior Year Balances	Ref	Cumulative Balance from Prior Years (Col 1 - 3 + 7)	Cumulative Balance from Prior Years (Col 2 - 4 + 8)
	Before December 31 of the Prior Year	Written Before December 31 of the Prior Year	5	6							
	1	2	3	4	5	6	7	8	Ref	9	10
Receivable	(Payable)	Receivable	(Payable)	Receivable	(Payable)	Receivable	(Payable)	Ref	Receivable	(Payable)	
a. 2014											
1. Accrued retrospective premium	\$ —	\$ —	\$ —	\$ —	\$ —	\$ —	\$ —	\$ —	A	\$ —	\$ —
2. Reserve for rate credits or policy experience rating refunds	—	—	—	—	—	—	—	—	B	—	—
b. 2015											
1. Accrued retrospective premium	—	—	—	—	—	—	—	—	C	—	—
2. Reserve for rate credits or policy experience rating refunds	—	—	—	—	—	—	—	—	D	—	—
c. 2016											
1. Accrued retrospective premium	—	—	—	—	—	—	—	—	E	—	—
2. Reserve for rate credits or policy experience rating refunds	—	—	—	—	—	—	—	—	F	—	—
d. Total for Risk Corridors	\$ —	\$ —	\$ —	\$ —	\$ —	\$ —	\$ —	\$ —		\$ —	\$ —

24E(4)d (Columns 1 through 10) should equal 24E(3)c3 (Column 1 through 10 respectively)

NOTES TO FINANCIAL STATEMENTS

(5) ACA Risk Corridors Receivable as of Reporting Date:

Risk Corridors Program Year	1 Estimated Amount to be Filed or Final Amount Filed with CMS	2 Non-Accrued Amounts for Impairment or Other Reasons	3 Amounts received from CMS	4 Asset Balance (Gross of Non- admissions) (1-2-3)	5 Non-admitted Amount	6 Net Admitted Asset (4-5)
a. 2014	\$ —	\$ —	\$ —	\$ —	\$ —	\$ —
b. 2015	—	—	—	—	—	—
c. 2016	—	—	—	—	—	—
d. Total (a + b + c)	\$ —	\$ —	\$ —	\$ —	\$ —	\$ —

24E(5)d (Column 4) should equal 24E(3)c1 (Column 9)

24E(5)d (Column 6) should equal 24E(2)c1

25. Change in Incurred Claims and Claim Adjustment Expenses

A. Reserves as of December 31, 2022 were \$17,526,922. As of September 30, 2023, \$14,001,326 has been paid for incurred claims and claim adjustment expenses attributable to insured events of prior years. Reserves remaining for prior years are now \$3,454,866 as a result of re-estimation of unpaid claims and claim adjustment expenses. Therefore, there has been a \$70,730 favorable prior-year development since December 31, 2022 to September 30, 2023. The decrease is generally the result of ongoing analysis of recent loss development trends. Original estimates are increased or decreased, as additional information becomes known regarding individual claims. Included in this decrease, the Company experienced \$632,780 of favorable prior year claim development on retrospectively rated policies. However, the business to which it relates is subject to premium adjustments.

B. There has been no significant change in the Company's methodologies and assumptions used in calculating the liability for unpaid losses and loss adjustment expenses.

26. Intercompany Pooling Arrangements

No significant change.

27. Structured Settlements

No significant change.

28. Health Care Receivables

No significant change.

29. Participating Policies

No significant change.

30. Premium Deficiency ReservesSeptember 30, 2023

1. Liability carried for premium deficiency reserves	15,956
2. Date of the most recent evaluation of this liability	9/30/2023
3. Was anticipated investment income utilized in the calculation?	No

31. Anticipated Salvage and Subrogation

No significant change.

GENERAL INTERROGATORIES

PART 1 - COMMON INTERROGATORIES

GENERAL

- 1.1 Did the reporting entity experience any material transactions requiring the filing of Disclosure of Material Transactions with the State of Domicile, as required by the Model Act? Yes [] No [X]
- 1.2 If yes, has the report been filed with the domiciliary state? Yes [] No []
- 2.1 Has any change been made during the year of this statement in the charter, by-laws, articles of incorporation, or deed of settlement of the reporting entity? Yes [] No [X]
- 2.2 If yes, date of change: _____
- 3.1 Is the reporting entity a member of an Insurance Holding Company System consisting of two or more affiliated persons, one or more of which is an insurer? Yes [X] No []
If yes, complete Schedule Y, Parts 1 and 1A.
- 3.2 Have there been any substantial changes in the organizational chart since the prior quarter end? Yes [X] No []
- 3.3 If the response to 3.2 is yes, provide a brief description of those changes.
Effective July 7, 2023, Active Health Management, Inc. sold 100% of the outstanding capital stock of CVS Accountable Care Organization Inc. to CVS Pharmacy, Inc. Effective August 23, 2023, Virtual Home Health Care LLC was liquidated. Effective September 27, 2023, Aetna ACO Holdings Inc. purchased 50% of the Texas Health joint venture interests of Texas Health + Aetna Health Insurance Holding Company LLC from Texas Health Resources. Effective October 1, 2023, Group Dental Service of Maryland, Inc. has been merged into Group Dental Service, Inc.
- 3.4 Is the reporting entity publicly traded or a member of a publicly traded group? Yes [X] No []
- 3.5 If the response to 3.4 is yes, provide the CIK (Central Index Key) code issued by the SEC for the entity/group 0000064803
- 4.1 Has the reporting entity been a party to a merger or consolidation during the period covered by this statement? Yes [] No [X]
- 4.2 If yes, provide the name of the entity, NAIC Company Code, and state of domicile (use two letter state abbreviation) for any entity that has ceased to exist as a result of the merger or consolidation.

1 Name of Entity	2 NAIC Company Code	3 State of Domicile
.....
.....

5. If the reporting entity is subject to a management agreement, including third-party administrator(s), managing general agent(s), attorney-in-fact, or similar agreement, have there been any significant changes regarding the terms of the agreement or principals involved? Yes [] No [X] N/A []
If yes, attach an explanation.
.....
- 6.1 State as of what date the latest financial examination of the reporting entity was made or is being made. 12/31/2020
- 6.2 State the as of date that the latest financial examination report became available from either the state of domicile or the reporting entity. This date should be the date of the examined balance sheet and not the date the report was completed or released. 12/31/2020
- 6.3 State as of what date the latest financial examination report became available to other states or the public from either the state of domicile or the reporting entity. This is the release date or completion date of the examination report and not the date of the examination (balance sheet date). 06/30/2022
- 6.4 By what department or departments?
Maine Bureau of Insurance
- 6.5 Have all financial statement adjustments within the latest financial examination report been accounted for in a subsequent financial statement filed with Departments? Yes [] No [] N/A [X]
- 6.6 Have all of the recommendations within the latest financial examination report been complied with? Yes [] No [] N/A [X]
- 7.1 Has this reporting entity had any Certificates of Authority, licenses or registrations (including corporate registration, if applicable) suspended or revoked by any governmental entity during the reporting period? Yes [] No [X]
- 7.2 If yes, give full information:
.....
- 8.1 Is the company a subsidiary of a bank holding company regulated by the Federal Reserve Board? Yes [] No [X]
- 8.2 If response to 8.1 is yes, please identify the name of the bank holding company.
.....
- 8.3 Is the company affiliated with one or more banks, thrifts or securities firms? Yes [] No [X]
- 8.4 If response to 8.3 is yes, please provide below the names and location (city and state of the main office) of any affiliates regulated by a federal regulatory services agency [i.e. the Federal Reserve Board (FRB), the Office of the Comptroller of the Currency (OCC), the Federal Deposit Insurance Corporation (FDIC) and the Securities Exchange Commission (SEC)] and identify the affiliate's primary federal regulator.

1 Affiliate Name	2 Location (City, State)	3 FRB	4 OCC	5 FDIC	6 SEC
.....
.....

GENERAL INTERROGATORIES

- 9.1 Are the senior officers (principal executive officer, principal financial officer, principal accounting officer or controller, or persons performing similar functions) of the reporting entity subject to a code of ethics, which includes the following standards? Yes No
 (a) Honest and ethical conduct, including the ethical handling of actual or apparent conflicts of interest between personal and professional relationships;
 (b) Full, fair, accurate, timely and understandable disclosure in the periodic reports required to be filed by the reporting entity;
 (c) Compliance with applicable governmental laws, rules and regulations;
 (d) The prompt internal reporting of violations to an appropriate person or persons identified in the code; and
 (e) Accountability for adherence to the code.
- 9.11 If the response to 9.1 is No, please explain:

- 9.2 Has the code of ethics for senior managers been amended? Yes No
- 9.21 If the response to 9.2 is Yes, provide information related to amendment(s).
 In the first quarter, added information about Signify Health, clarified who the Code applies to, clarified when colleagues need to notify the Compliance Exception Line, added information to the Social Media, Colleague Privacy, and Non-Discrimination, Harassment, Retaliation sections, fixed a hyperlink, and other minor updates.
- 9.3 Have any provisions of the code of ethics been waived for any of the specified officers? Yes No
- 9.31 If the response to 9.3 is Yes, provide the nature of any waiver(s).

FINANCIAL

- 10.1 Does the reporting entity report any amounts due from parent, subsidiaries or affiliates on Page 2 of this statement? Yes No
- 10.2 If yes, indicate any amounts receivable from parent included in the Page 2 amount: \$ 0

INVESTMENT

- 11.1 Were any of the stocks, bonds, or other assets of the reporting entity loaned, placed under option agreement, or otherwise made available for use by another person? (Exclude securities under securities lending agreements.) Yes No
- 11.2 If yes, give full and complete information relating thereto:

12. Amount of real estate and mortgages held in other invested assets in Schedule BA: \$ 0
13. Amount of real estate and mortgages held in short-term investments: \$ 0
- 14.1 Does the reporting entity have any investments in parent, subsidiaries and affiliates? Yes No
- 14.2 If yes, please complete the following:

	1 Prior Year-End Book/Adjusted Carrying Value	2 Current Quarter Book/Adjusted Carrying Value
14.21 Bonds	\$ 0	\$ 0
14.22 Preferred Stock	\$ 0	\$ 0
14.23 Common Stock	\$ 0	\$ 0
14.24 Short-Term Investments	\$ 0	\$ 0
14.25 Mortgage Loans on Real Estate	\$ 0	\$ 0
14.26 All Other	\$ 0	\$ 0
14.27 Total Investment in Parent, Subsidiaries and Affiliates (Subtotal Lines 14.21 to 14.26)	\$ 0	\$ 0
14.28 Total Investment in Parent included in Lines 14.21 to 14.26 above	\$ 0	\$ 0

- 15.1 Has the reporting entity entered into any hedging transactions reported on Schedule DB? Yes No
- 15.2 If yes, has a comprehensive description of the hedging program been made available to the domiciliary state? Yes No N/A
 If no, attach a description with this statement.

16. For the reporting entity's security lending program, state the amount of the following as of the current statement date:
- 16.1 Total fair value of reinvested collateral assets reported on Schedule DL, Parts 1 and 2 \$ 0
- 16.2 Total book/adjusted carrying value of reinvested collateral assets reported on Schedule DL, Parts 1 and 2 \$ 0
- 16.3 Total payable for securities lending reported on the liability page \$ 0

GENERAL INTERROGATORIES

17. Excluding items in Schedule E - Part 3 - Special Deposits, real estate, mortgage loans and investments held physically in the reporting entity's offices, vaults or safety deposit boxes, were all stocks, bonds and other securities, owned throughout the current year held pursuant to a custodial agreement with a qualified bank or trust company in accordance with Section 1, III - General Examination Considerations, F. Outsourcing of Critical Functions, Custodial or Safekeeping Agreements of the NAIC Financial Condition Examiners Handbook? Yes [X] No []
- 17.1 For all agreements that comply with the requirements of the NAIC Financial Condition Examiners Handbook, complete the following:

1 Name of Custodian(s)	2 Custodian Address
State Street Bank and Trust Company	State Street Financial Center; One Lincoln Street; Boston, MA 02111-2900
.....

- 17.2 For all agreements that do not comply with the requirements of the NAIC Financial Condition Examiners Handbook, provide the name, location and a complete explanation:

1 Name(s)	2 Location(s)	3 Complete Explanation(s)
.....
.....

- 17.3 Have there been any changes, including name changes, in the custodian(s) identified in 17.1 during the current quarter? Yes [] No [X]
- 17.4 If yes, give full information relating thereto:

1 Old Custodian	2 New Custodian	3 Date of Change	4 Reason
.....
.....

- 17.5 Investment management – Identify all investment advisors, investment managers, broker/dealers, including individuals that have the authority to make investment decisions on behalf of the reporting entity. For assets that are managed internally by employees of the reporting entity, note as such. ["...that have access to the investment accounts"; "...handle securities"]

1 Name of Firm or Individual	2 Affiliation
Derek S. Blunt as Senior Investment Officer	A.....
.....

- 17.5097 For those firms/individuals listed in the table for Question 17.5, do any firms/individuals unaffiliated with the reporting entity (i.e. designated with a "U") manage more than 10% of the reporting entity's invested assets? Yes [] No [X]

- 17.5098 For firms/individuals unaffiliated with the reporting entity (i.e. designated with a "U") listed in the table for Question 17.5, does the total assets under management aggregate to more than 50% of the reporting entity's invested assets? Yes [] No [X]

- 17.6 For those firms or individuals listed in the table for 17.5 with an affiliation code of "A" (affiliated) or "U" (unaffiliated), provide the information for the table below.

1	2	3	4	5
Central Registration Depository Number	Name of Firm or Individual	Legal Entity Identifier (LEI)	Registered With	Investment Management Agreement (IMA) Filed
N/A	Derek S. Blunt	N/A	Not registered	NO.....
.....

- 18.1 Have all the filing requirements of the Purposes and Procedures Manual of the NAIC Investment Analysis Office been followed? Yes [X] No []
- 18.2 If no, list exceptions:
.....

19. By self-designating 5GI securities, the reporting entity is certifying the following elements for each self-designated 5GI security:
- a. Documentation necessary to permit a full credit analysis of the security does not exist or an NAIC CRP credit rating for an FE or PL security is not available.
 - b. Issuer or obligor is current on all contracted interest and principal payments.
 - c. The insurer has an actual expectation of ultimate payment of all contracted interest and principal.
- Has the reporting entity self-designated 5GI securities? Yes [] No [X]

20. By self-designating PLGI securities, the reporting entity is certifying the following elements of each self-designated PLGI security:
- a. The security was purchased prior to January 1, 2018.
 - b. The reporting entity is holding capital commensurate with the NAIC Designation reported for the security.
 - c. The NAIC Designation was derived from the credit rating assigned by an NAIC CRP in its legal capacity as a NRSRO which is shown on a current private letter rating held by the insurer and available for examination by state insurance regulators.
 - d. The reporting entity is not permitted to share this credit rating of the PL security with the SVO.
- Has the reporting entity self-designated PLGI securities? Yes [] No [X]

21. By assigning FE to a Schedule BA non-registered private fund, the reporting entity is certifying the following elements of each self-designated FE fund:
- a. The shares were purchased prior to January 1, 2019.
 - b. The reporting entity is holding capital commensurate with the NAIC Designation reported for the security.
 - c. The security had a public credit rating(s) with annual surveillance assigned by an NAIC CRP in its legal capacity as an NRSRO prior to January 1, 2019.
 - d. The fund only or predominantly holds bonds in its portfolio.
 - e. The current reported NAIC Designation was derived from the public credit rating(s) with annual surveillance assigned by an NAIC CRP in its legal capacity as an NRSRO.
 - f. The public credit rating(s) with annual surveillance assigned by an NAIC CRP has not lapsed.
- Has the reporting entity assigned FE to Schedule BA non-registered private funds that complied with the above criteria? Yes [] No [X]

GENERAL INTERROGATORIES

PART 2 - HEALTH

- 1. Operating Percentages:
 - 1.1 A&H loss percent89.5 %
 - 1.2 A&H cost containment percent 1.5 %
 - 1.3 A&H expense percent excluding cost containment expenses11.3 %

- 2.1 Do you act as a custodian for health savings accounts? Yes [] No [X]
- 2.2 If yes, please provide the amount of custodial funds held as of the reporting date\$.....0
- 2.3 Do you act as an administrator for health savings accounts? Yes [] No [X]
- 2.4 If yes, please provide the balance of the funds administered as of the reporting date\$.....0

- 3. Is the reporting entity licensed or chartered, registered, qualified, eligible or writing business in at least two states? Yes [] No [X]
- 3.1 If no, does the reporting entity assume reinsurance business that covers risks residing in at least one state other than the state of domicile of the reporting entity? Yes [] No [X]

SCHEDULE S - CEDED REINSURANCE

Showing All New Reinsurance Treaties - Current Year to Date

1 NAIC Company Code	2 ID Number	3 Effective Date	4 Name of Reinsurer	5 Domiciliary Jurisdiction	6 Type of Reinsurance Ceded	7 Type of Business Ceded	8 Type of Reinsurer	9 Certified Reinsurer Rating (1 through 6)	10 Effective Date of Certified Reinsurer Rating
NONE									

SCHEDULE T - PREMIUMS AND OTHER CONSIDERATIONS

Current Year to Date - Allocated by States and Territories

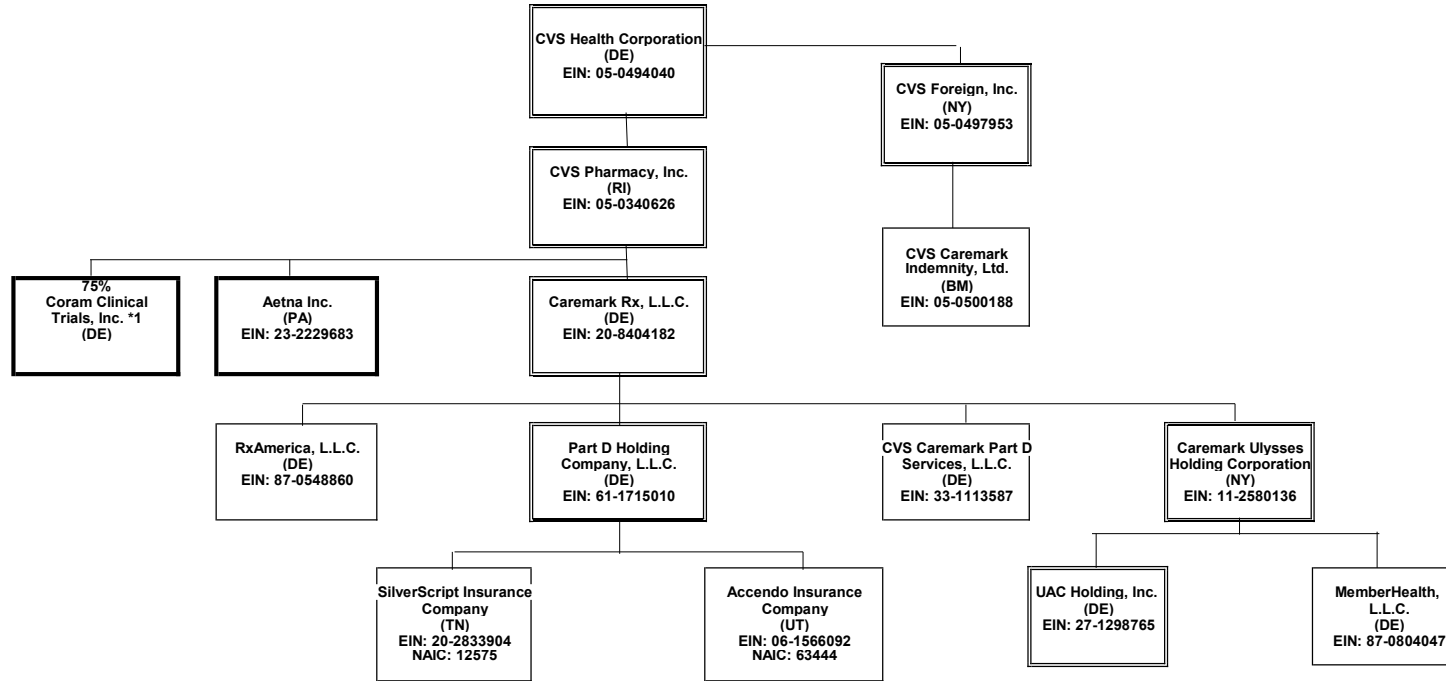
States, etc.	1 Active Status (a)	Direct Business Only									
		2 Accident and Health Premiums	3 Medicare Title XVIII	4 Medicaid Title XIX	5 CHIP Title XXI	6 Federal Employees Health Benefits Program Premiums	7 Life and Annuity Premiums & Other Considerations	8 Property/Casualty Premiums	9 Total Columns 2 Through 8	10 Deposit-Type Contracts	
1. Alabama	AL	.N.	.0	.0	.0	.0	.0	.0	.0	.0	.0
2. Alaska	AK	.N.	.0	.0	.0	.0	.0	.0	.0	.0	.0
3. Arizona	AZ	.N.	.0	.0	.0	.0	.0	.0	.0	.0	.0
4. Arkansas	AR	.N.	.0	.0	.0	.0	.0	.0	.0	.0	.0
5. California	CA	.N.	.0	.0	.0	.0	.0	.0	.0	.0	.0
6. Colorado	CO	.N.	.0	.0	.0	.0	.0	.0	.0	.0	.0
7. Connecticut	CT	.N.	.0	.0	.0	.0	.0	.0	.0	.0	.0
8. Delaware	DE	.N.	.0	.0	.0	.0	.0	.0	.0	.0	.0
9. District of Columbia	DC	.N.	.0	.0	.0	.0	.0	.0	.0	.0	.0
10. Florida	FL	.N.	.0	.0	.0	.0	.0	.0	.0	.0	.0
11. Georgia	GA	.N.	.0	.0	.0	.0	.0	.0	.0	.0	.0
12. Hawaii	HI	.N.	.0	.0	.0	.0	.0	.0	.0	.0	.0
13. Idaho	ID	.N.	.0	.0	.0	.0	.0	.0	.0	.0	.0
14. Illinois	IL	.N.	.0	.0	.0	.0	.0	.0	.0	.0	.0
15. Indiana	IN	.N.	.0	.0	.0	.0	.0	.0	.0	.0	.0
16. Iowa	IA	.N.	.0	.0	.0	.0	.0	.0	.0	.0	.0
17. Kansas	KS	.N.	.0	.0	.0	.0	.0	.0	.0	.0	.0
18. Kentucky	KY	.N.	.0	.0	.0	.0	.0	.0	.0	.0	.0
19. Louisiana	LA	.N.	.0	.0	.0	.0	.0	.0	.0	.0	.0
20. Maine	ME	L	3,644,080	138,799,114	.0	.0	.0	.0	.0	142,443,194	.0
21. Maryland	MD	.N.	.0	.0	.0	.0	.0	.0	.0	.0	.0
22. Massachusetts	MA	.N.	.0	.0	.0	.0	.0	.0	.0	.0	.0
23. Michigan	MI	.N.	.0	.0	.0	.0	.0	.0	.0	.0	.0
24. Minnesota	MN	.N.	.0	.0	.0	.0	.0	.0	.0	.0	.0
25. Mississippi	MS	.N.	.0	.0	.0	.0	.0	.0	.0	.0	.0
26. Missouri	MO	.N.	.0	.0	.0	.0	.0	.0	.0	.0	.0
27. Montana	MT	.N.	.0	.0	.0	.0	.0	.0	.0	.0	.0
28. Nebraska	NE	.N.	.0	.0	.0	.0	.0	.0	.0	.0	.0
29. Nevada	NV	.N.	.0	.0	.0	.0	.0	.0	.0	.0	.0
30. New Hampshire	NH	.N.	.0	.0	.0	.0	.0	.0	.0	.0	.0
31. New Jersey	NJ	.N.	.0	.0	.0	.0	.0	.0	.0	.0	.0
32. New Mexico	NM	.N.	.0	.0	.0	.0	.0	.0	.0	.0	.0
33. New York	NY	.N.	.0	.0	.0	.0	.0	.0	.0	.0	.0
34. North Carolina	NC	.N.	.0	.0	.0	.0	.0	.0	.0	.0	.0
35. North Dakota	ND	.N.	.0	.0	.0	.0	.0	.0	.0	.0	.0
36. Ohio	OH	.N.	.0	.0	.0	.0	.0	.0	.0	.0	.0
37. Oklahoma	OK	.N.	.0	.0	.0	.0	.0	.0	.0	.0	.0
38. Oregon	OR	.N.	.0	.0	.0	.0	.0	.0	.0	.0	.0
39. Pennsylvania	PA	.N.	.0	.0	.0	.0	.0	.0	.0	.0	.0
40. Rhode Island	RI	.N.	.0	.0	.0	.0	.0	.0	.0	.0	.0
41. South Carolina	SC	.N.	.0	.0	.0	.0	.0	.0	.0	.0	.0
42. South Dakota	SD	.N.	.0	.0	.0	.0	.0	.0	.0	.0	.0
43. Tennessee	TN	.N.	.0	.0	.0	.0	.0	.0	.0	.0	.0
44. Texas	TX	.N.	.0	.0	.0	.0	.0	.0	.0	.0	.0
45. Utah	UT	.N.	.0	.0	.0	.0	.0	.0	.0	.0	.0
46. Vermont	VT	.N.	.0	.0	.0	.0	.0	.0	.0	.0	.0
47. Virginia	VA	.N.	.0	.0	.0	.0	.0	.0	.0	.0	.0
48. Washington	WA	.N.	.0	.0	.0	.0	.0	.0	.0	.0	.0
49. West Virginia	WV	.N.	.0	.0	.0	.0	.0	.0	.0	.0	.0
50. Wisconsin	WI	.N.	.0	.0	.0	.0	.0	.0	.0	.0	.0
51. Wyoming	WY	.N.	.0	.0	.0	.0	.0	.0	.0	.0	.0
52. American Samoa	AS	.N.	.0	.0	.0	.0	.0	.0	.0	.0	.0
53. Guam	GU	.N.	.0	.0	.0	.0	.0	.0	.0	.0	.0
54. Puerto Rico	PR	.N.	.0	.0	.0	.0	.0	.0	.0	.0	.0
55. U.S. Virgin Islands	VI	.N.	.0	.0	.0	.0	.0	.0	.0	.0	.0
56. Northern Mariana Islands	MP	.N.	.0	.0	.0	.0	.0	.0	.0	.0	.0
57. Canada	CAN	.N.	.0	.0	.0	.0	.0	.0	.0	.0	.0
58. Aggregate Other Aliens	OT	XXX	.0	.0	.0	.0	.0	.0	.0	.0	.0
59. Subtotal	XXX		3,644,080	138,799,114	.0	.0	.0	.0	.0	142,443,194	.0
60. Reporting Entity Contributions for Employee Benefit Plans	XXX		.0	.0	.0	.0	.0	.0	.0	.0	.0
61. Totals (Direct Business)	XXX		3,644,080	138,799,114	0	0	0	0	0	142,443,194	0
DETAILS OF WRITE-INS											
58001.	XXX										
58002.	XXX										
58003.	XXX										
58998. Summary of remaining write-ins for Line 58 from overflow page	XXX		.0	.0	.0	.0	.0	.0	.0	.0	.0
58999. Totals (Lines 58001 through 58003 plus 58998)(Line 58 above)	XXX		0	0	0	0	0	0	0	0	0

(a) Active Status Counts:

- 1. L - Licensed or Chartered - Licensed insurance carrier or domiciled RRG..... 1
- 2. R - Registered - Non-domiciled RRGs..... 0
- 3. E - Eligible - Reporting entities eligible or approved to write surplus lines in the state. 0
- 4. Q - Qualified - Qualified or accredited reinsurer..... 0
- 5. N - None of the above - Not allowed to write business in the state..... 56

SCHEDULE Y - INFORMATION CONCERNING ACTIVITIES OF INSURANCE MEMBERS OF A HOLDING COMPANY GROUP

PART 1 - ORGANIZATIONAL CHART

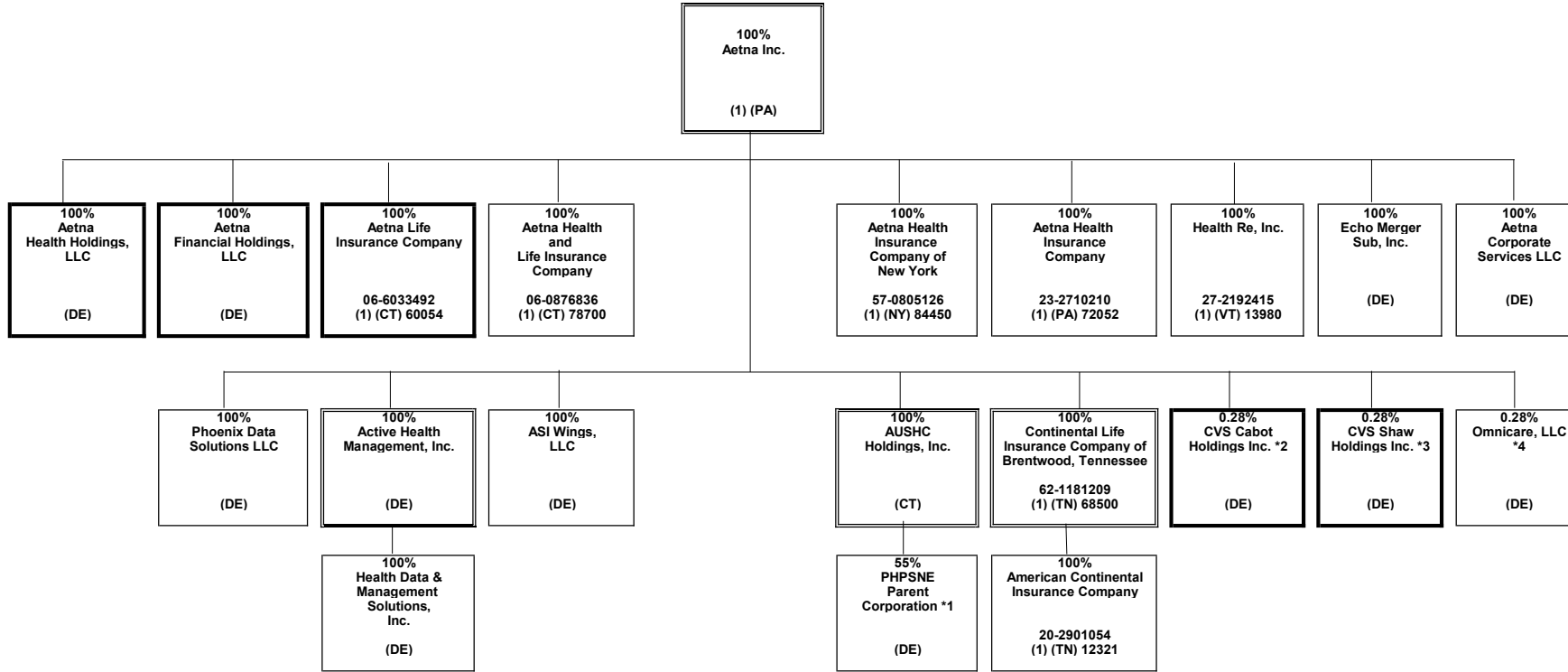


This organizational chart reflects the insurance entity reporting system and identifies the relationship between the ultimate parent and all member insurers. The ultimate controlling company is a Fortune 7 company with numerous subsidiaries, the majority of which do not interact with the insurance entities.
 (1) Insurers/HMO's
 Percentages are rounded to the nearest whole percent and based on ownership of voting rights.
 Double borders indicate entity has subsidiaries shown on the same page.
 Bold borders indicate entity has subsidiaries shown on a separate page.

*1 Coram Clinical Trials, Inc. is also 25% owned by Aetna Life Insurance Company

SCHEDULE Y - INFORMATION CONCERNING ACTIVITIES OF INSURANCE MEMBERS OF A HOLDING COMPANY GROUP

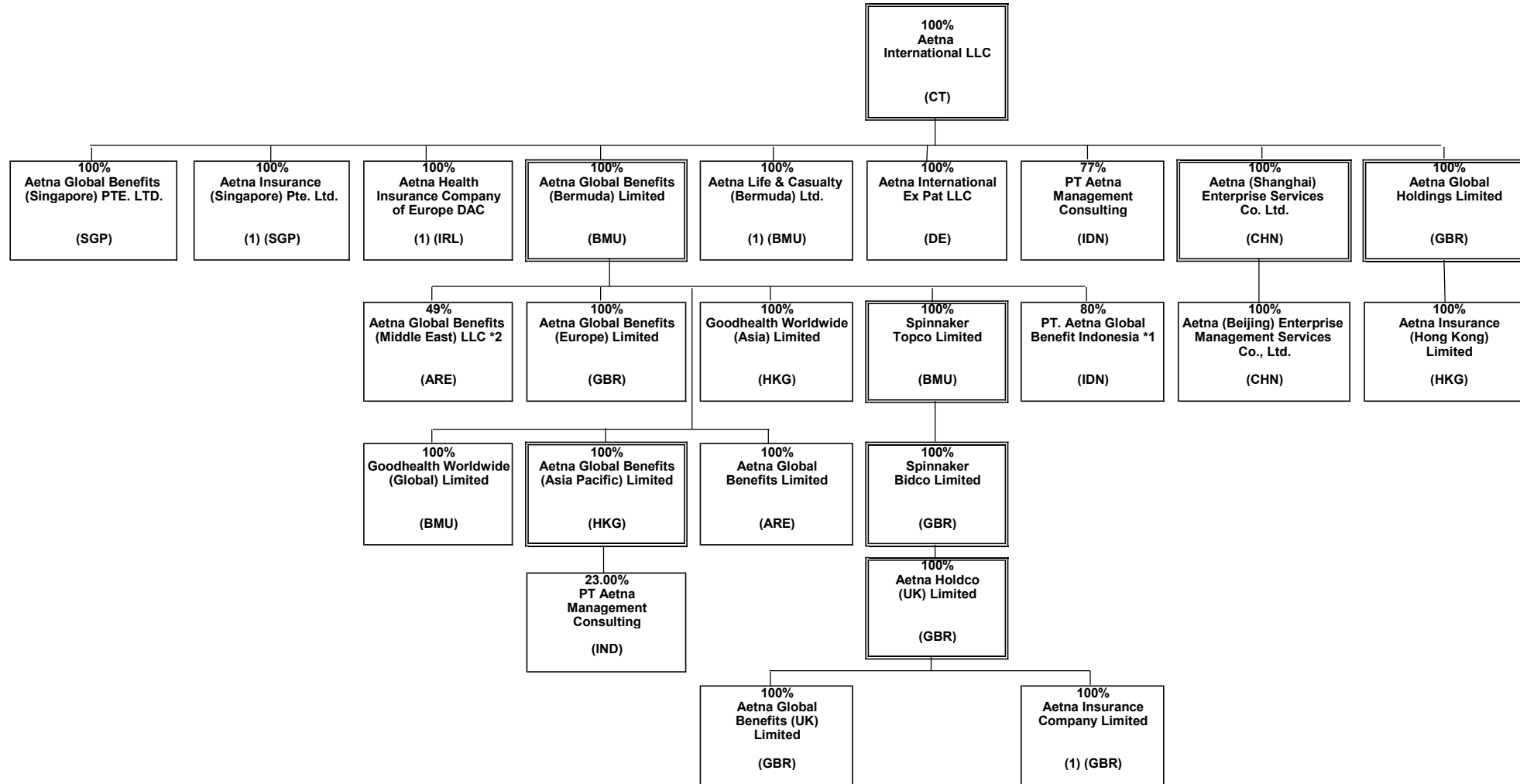
PART 1 - ORGANIZATIONAL CHART



*1 PHSNE Parent Corporation is also 45% owned by third parties.
 *2 CVS Cabot Holdings Inc. is also 99.72% owned by Coram Clinical Trials, Inc.
 *3 CVS Shaw Holdings Inc. is also 99.72% owned by Coram Clinical Trials, Inc.
 *4 Omnicare, LLC is also owned by CVS Cabot Holdings Inc and CVS Shaw Holdings Inc., each with 49.86% ownership.

SCHEDULE Y - INFORMATION CONCERNING ACTIVITIES OF INSURANCE MEMBERS OF A HOLDING COMPANY GROUP

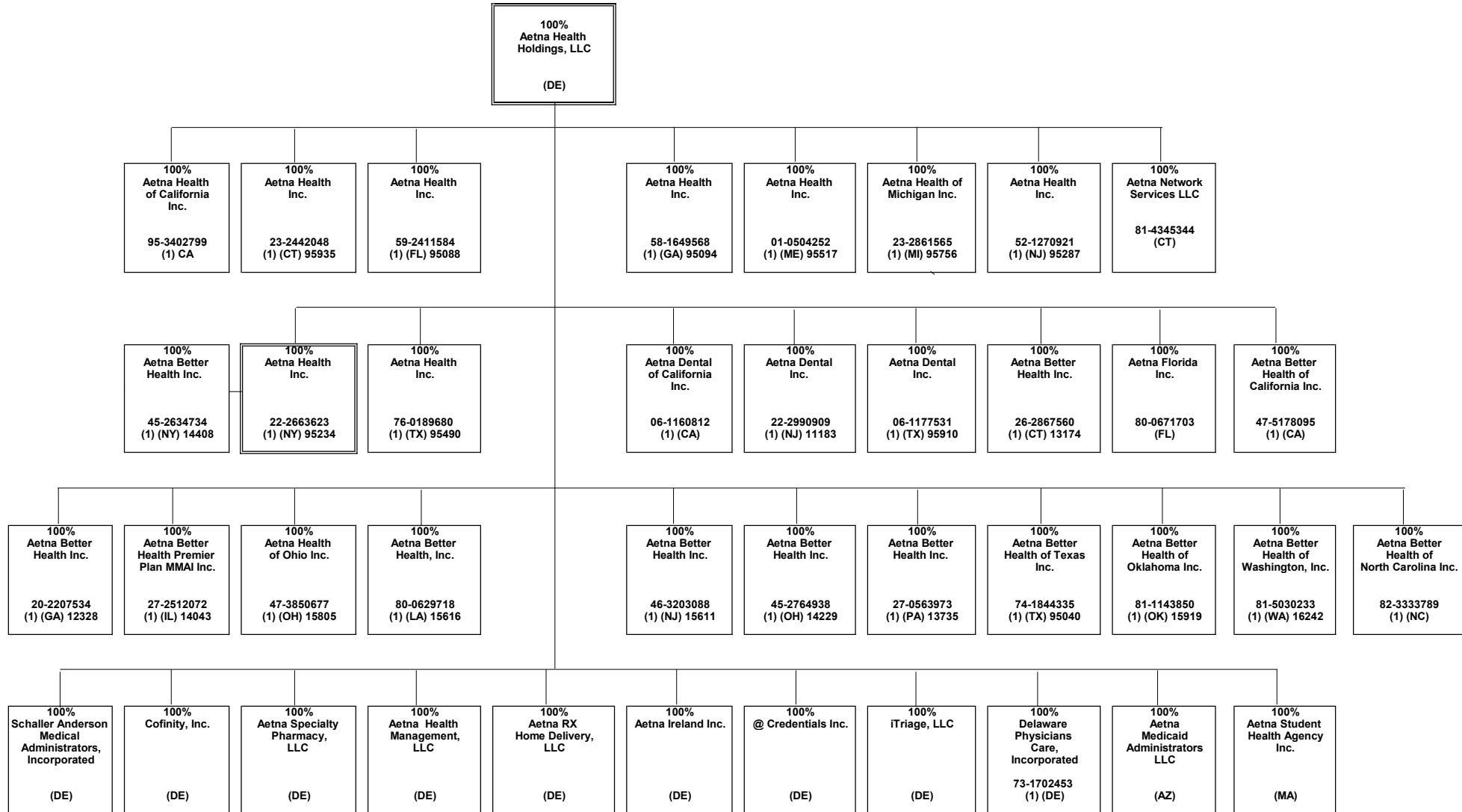
PART 1 - ORGANIZATIONAL CHART



*1 PT. Aetna Global Benefits Indonesia is also 20% owned by Suhatsyah Rivai, Aetna's Nominee.
 *2 Aetna Global Benefits (Middle East) LLC is also 51% is owned by Euro Gulf LLC, Aetna's Nominee.

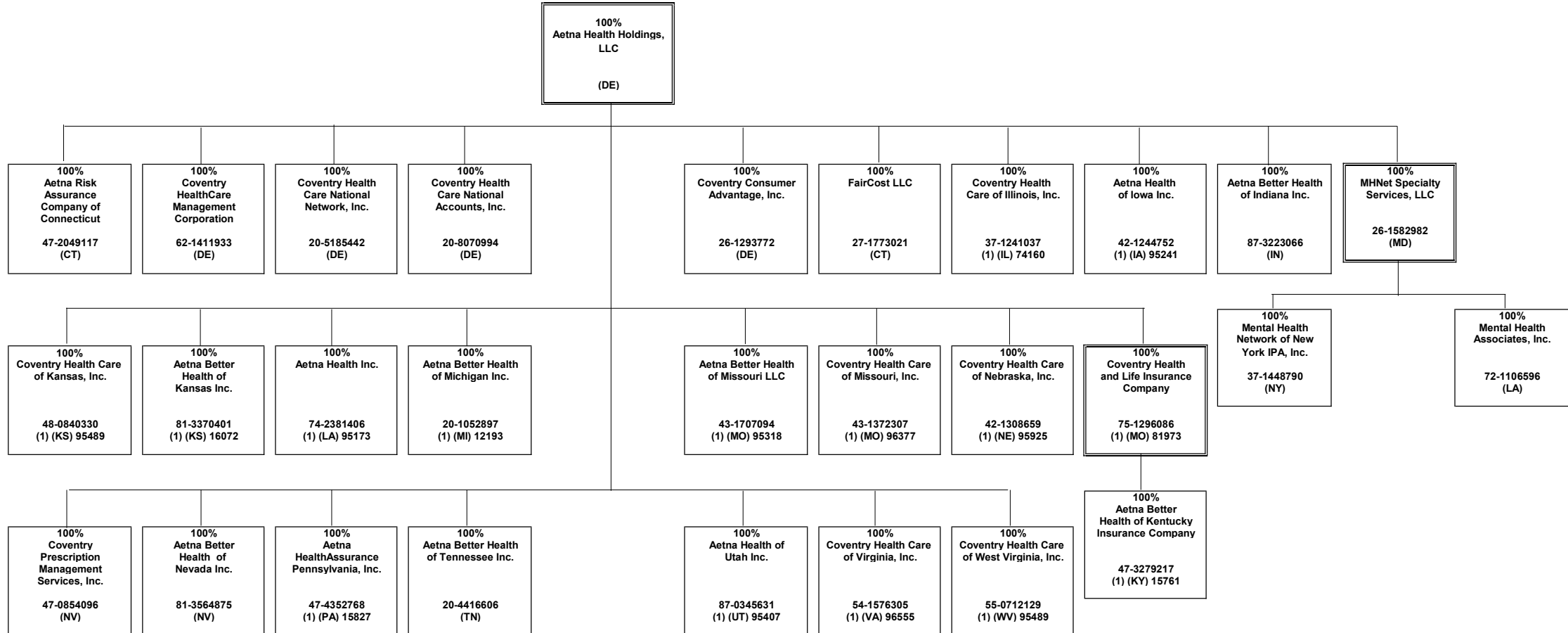
SCHEDULE Y - INFORMATION CONCERNING ACTIVITIES OF INSURANCE MEMBERS OF A HOLDING COMPANY GROUP

PART 1 - ORGANIZATIONAL CHART



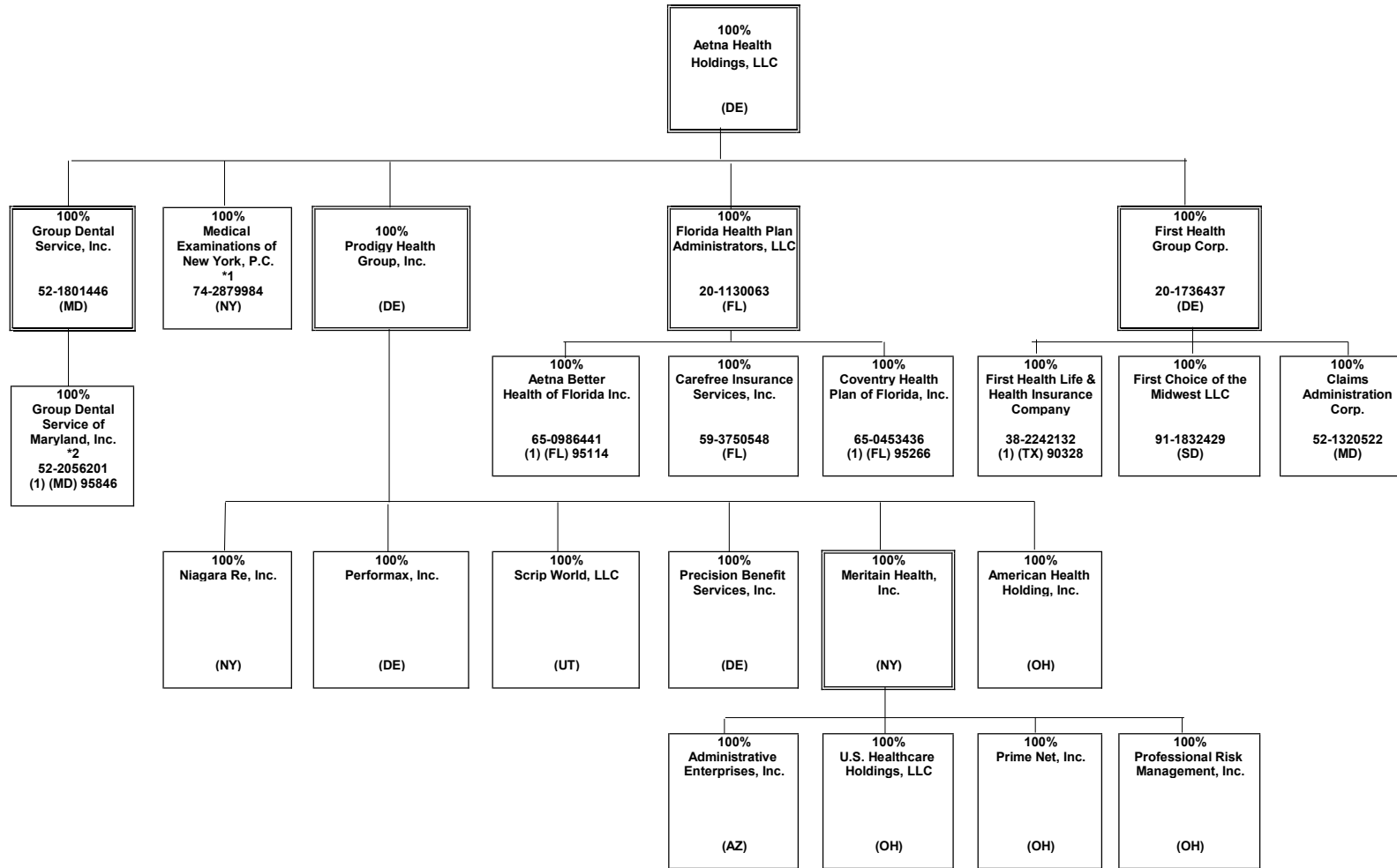
SCHEDULE Y - INFORMATION CONCERNING ACTIVITIES OF INSURANCE MEMBERS OF A HOLDING COMPANY GROUP

PART 1 - ORGANIZATIONAL CHART



SCHEDULE Y - INFORMATION CONCERNING ACTIVITIES OF INSURANCE MEMBERS OF A HOLDING COMPANY GROUP

PART 1 - ORGANIZATIONAL CHART

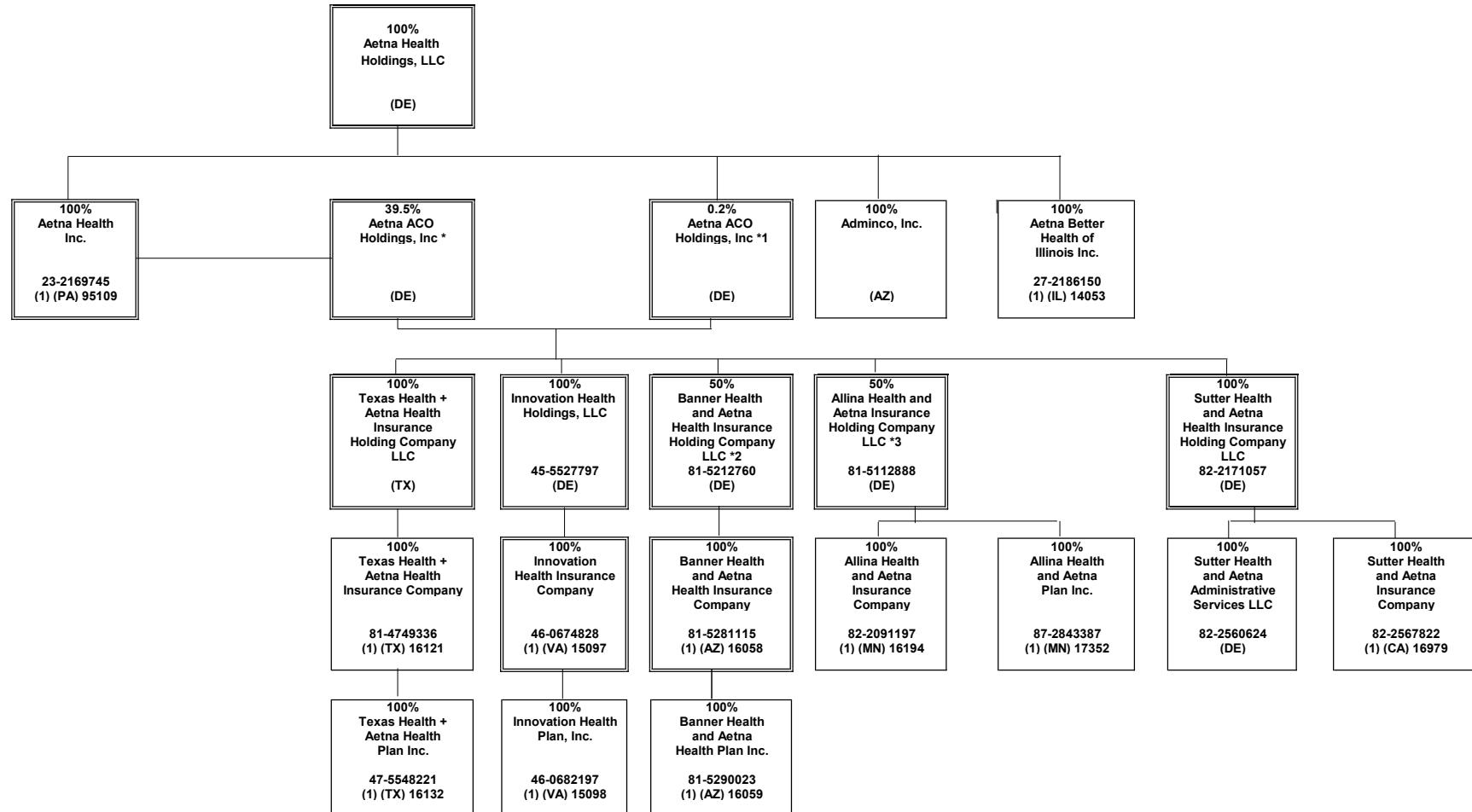


*1 Owned via a nominee

*2 Effective October 1, 2023, Group Dental Service of Maryland, Inc. was merged into Group Dental Service, Inc.

SCHEDULE Y - INFORMATION CONCERNING ACTIVITIES OF INSURANCE MEMBERS OF A HOLDING COMPANY GROUP

PART 1 - ORGANIZATIONAL CHART



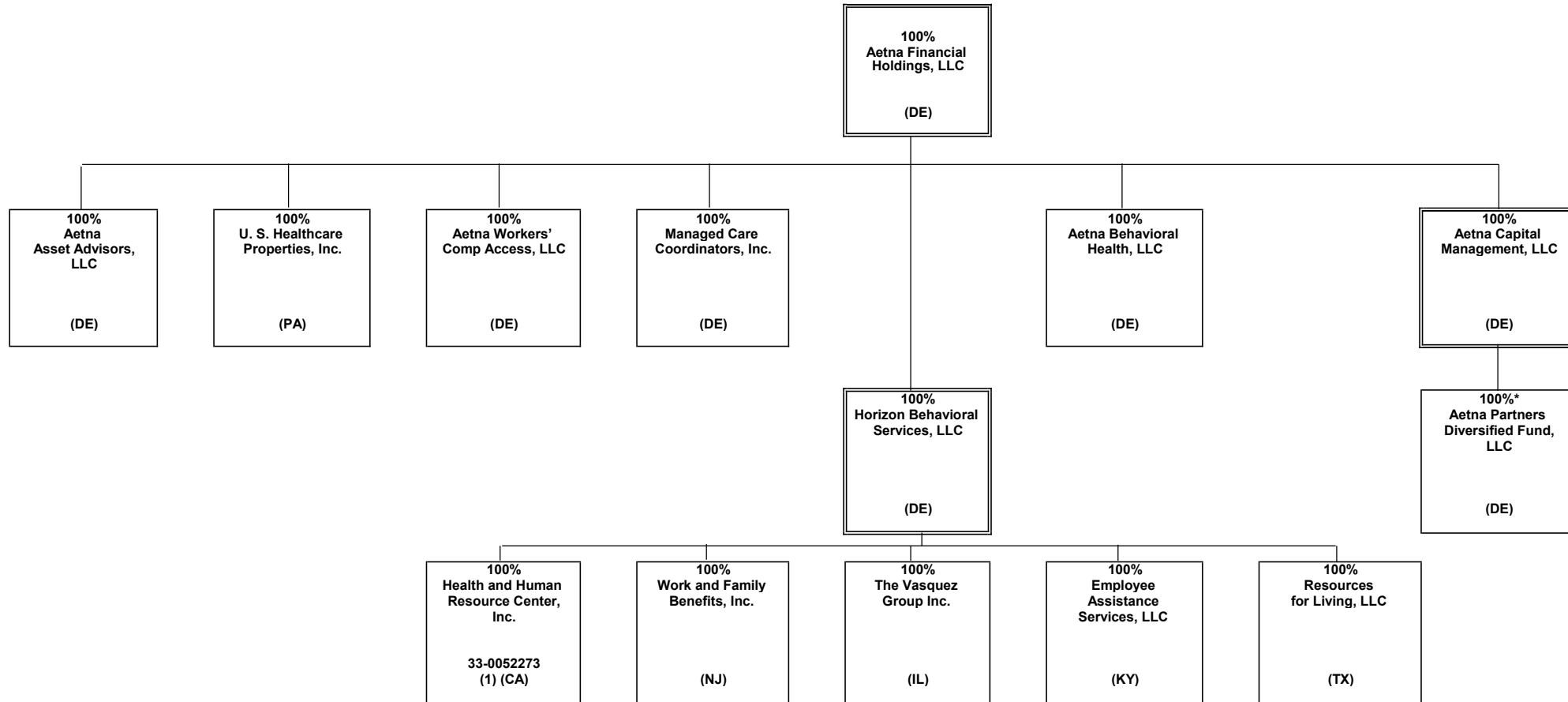
*1 Aetna ACO Holdings Inc. is owned by Aetna Life Insurance Company (302 shares); Aetna Health Inc. (PA) (198 shares); and Aetna Health Holdings, LLC (1 share).

*2 Banner Health and Aetna Health Insurance Holding Company LLC is also 50% owned by Banner Health.

*3 Allina Health and Aetna Insurance Holding Company LLC is also 50% owned by Allina Health.

SCHEDULE Y - INFORMATION CONCERNING ACTIVITIES OF INSURANCE MEMBERS OF A HOLDING COMPANY GROUP

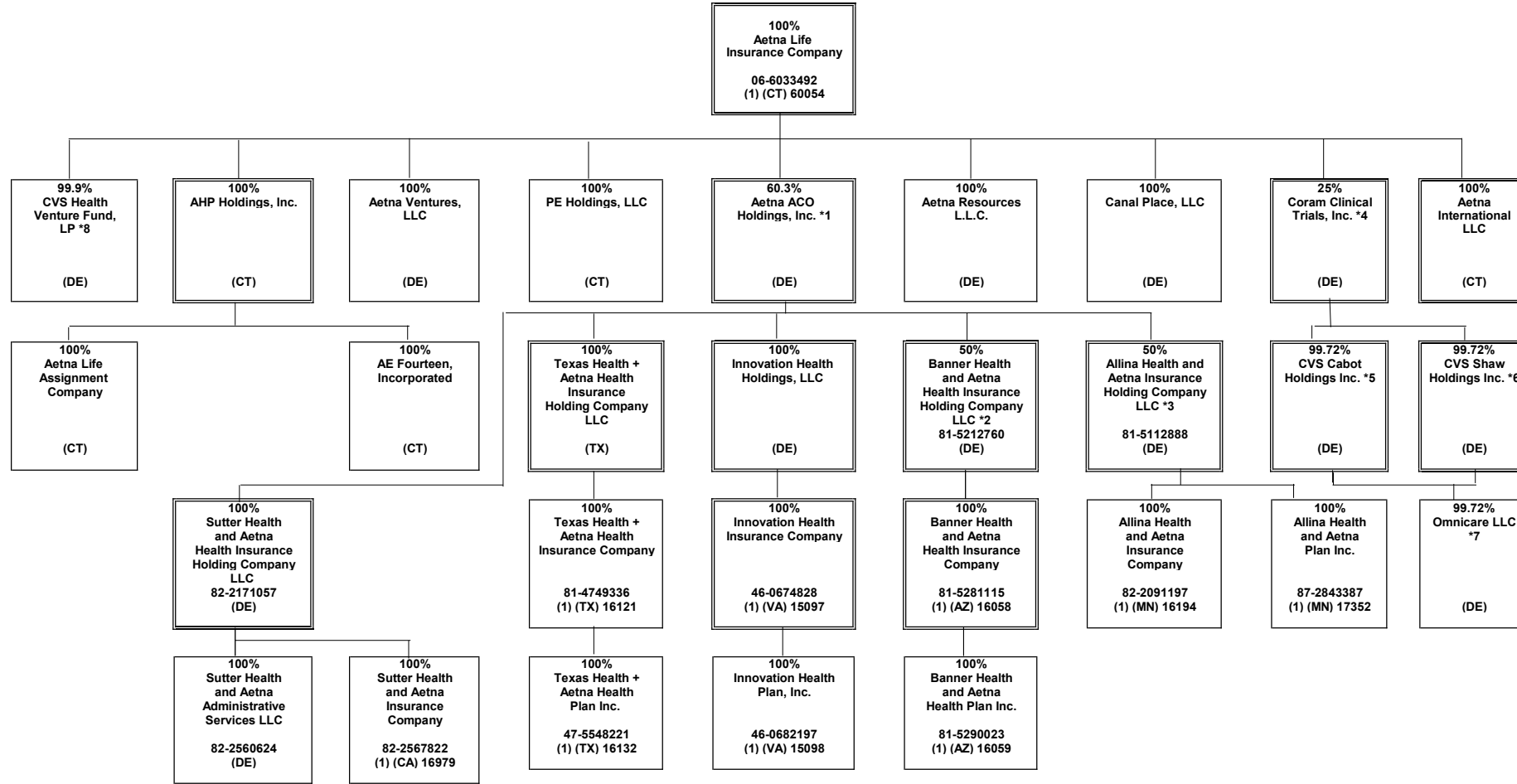
PART 1 - ORGANIZATIONAL CHART



* Aetna Capital Management, LLC is the managing member of Aetna Partners Diversified Fund, LLC ("APDF"). APDF is a fund of hedge funds and certain subsidiaries of CVS Health Group invest in this fund, which does not confer any managing or controlling ownership interests in APDF. Aetna Life Insurance Company is the largest investor in APDF and currently owns a majority of the non-managing member interests of APDF.

SCHEDULE Y - INFORMATION CONCERNING ACTIVITIES OF INSURANCE MEMBERS OF A HOLDING COMPANY GROUP

PART 1 - ORGANIZATIONAL CHART



*1 Aetna ACO Holdings Inc. is owned by Aetna Life Insurance Company (302 shares); Aetna Health Inc. (PA) (198 shares); and Aetna Health Holdings, LLC (1 share).

*2 Banner Health and Aetna Health Insurance Holding Company LLC is also 50% owned by Banner Health.

*3 Allina Health and Aetna Insurance Holding Company LLC is also 50% owned by Allina Health System.

*4 Coram Clinical Trials, Inc. is also 75% owned by CVS Pharmacy, Inc.

*5 CVS Cabot Holdings Inc. is also .28% owned by Aetna Inc.

*6 CVS Shaw Holdings Inc. is also .28% owned by Aetna Inc.

*7 Remaining .28% owned by Aetna Inc. CVS Cabot Holdings Inc. and CVS Shaw Holdings Inc. each owning 49.86%.

*8 CVS Health Venture Fund, LP is also 0.1% owned by CVS Helath Ventures Fund GP, LLC

STATEMENT AS OF SEPTEMBER 30, 2023 OF THE Aetna Health Inc. (a Maine corporation)

SCHEDULE Y
PART 1A - DETAIL OF INSURANCE HOLDING COMPANY SYSTEM

1	2	3	4	5	6	7	8	9	10	11	12	13	14	15	16
Group Code	Group Name	NAIC Company Code	ID Number	Federal RSSD	CIK	Name of Securities Exchange if Publicly Traded (U.S. or International)	Names of Parent, Subsidiaries Or Affiliates	Domiciliary Location	Relationship to Reporting Entity	Directly Controlled by (Name of Entity/Person)	Type of Control (Ownership, Board, Management, Attorney-in-Fact, Influence, Other)	If Control is Ownership Provide Percentage	Ultimate Controlling Entity(ies)/Person(s)	Is an SCA Filing Required? (Yes/No)	*
.0001	CVS HEALTH GROUP		05-0494040		0000064803	NYSE	CVS Health Corporation	DE	UIP	Board of Directors	Board of Directors	100.000	CVS Health Corporation	NO	0
.0001	CVS HEALTH GROUP	63444	06-1566092				Accendo Insurance Company	UT	IA	Part D Holding Company, L.L.C.	Ownership	100.000	CVS Health Corporation	NO	0
.0001	CVS HEALTH GROUP	12575	20-2833904				SilverScript Insurance Company	TN	IA	Part D Holding Company, L.L.C.	Ownership	100.000	CVS Health Corporation	NO	0
.0001	CVS HEALTH GROUP	00000	05-0340626				CVS Pharmacy, Inc.	RI	UIP	CVS Health Corporation	Ownership	100.000	CVS Health Corporation	NO	0
.0001	CVS HEALTH GROUP	00000	20-8404182				Caremark Rx, L.L.C.	DE	NIA	CVS Pharmacy, Inc	Ownership	100.000	CVS Health Corporation	NO	0
.0001	CVS HEALTH GROUP	00000	61-1715010				Part D Holding Company, L.L.C.	DE	NIA	Caremark, Rx., L.L.C.	Ownership	100.000	CVS Health Corporation	NO	0
.0001	CVS HEALTH GROUP	00000	33-1113587				CVS Caremark Part D Services, L.L.C.	DE	NIA	Caremark, Rx., L.L.C.	Ownership	100.000	CVS Health Corporation	NO	0
.0001	CVS HEALTH GROUP	00000	87-0548860				RxAmerica, L.L.C.	DE	NIA	Caremark, Rx., L.L.C.	Ownership	100.000	CVS Health Corporation	NO	0
.0001	CVS HEALTH GROUP	00000	11-2580136				Caremark Ulysses Holding Corporation	NY	NIA	Caremark, Rx., L.L.C.	Ownership	100.000	CVS Health Corporation	NO	0
.0001	CVS HEALTH GROUP	00000	87-0804047				MemberHealth, L.L.C.	DE	NIA	Caremark Ulysses Holding Corporation	Ownership	100.000	CVS Health Corporation	NO	0
.0001	CVS HEALTH GROUP	00000	05-0500188				CVS Caremark Indemnity, Ltd.	BMU	IA	CVS Foreign, Inc.	Ownership	100.000	CVS Health Corporation	NO	0
.0001	CVS HEALTH GROUP	00000	27-1298765				UAC Holding, Inc.	DE	NIA	Caremark Ulysses Holding Corporation	Ownership	100.000	CVS Health Corporation	NO	0
.0001	CVS HEALTH GROUP	00000	05-0497953				CVS Foreign, Inc.	NY	NIA	CVS Health Corporation	Ownership	100.000	CVS Health Corporation	NO	0
.0001	CVS HEALTH GROUP	00000	58-2160656				Coram Clinical Trials, Inc.	DE	NIA	CVS Pharmacy, Inc	Ownership	75.000	CVS Health Corporation	NO	8
.0001	CVS HEALTH GROUP	00000	23-2229683	3060706	0001122304		Aetna Inc.	PA	UIP	CVS Pharmacy, Inc	Ownership	100.000	CVS Health Corporation	NO	0
.0001	CVS HEALTH GROUP	00000	30-0123754				Aetna Health Holdings, LLC	DE	UDP	Aetna Inc.	Ownership	100.000	CVS Health Corporation	NO	0
.0001	CVS HEALTH GROUP	00000	95-3402799				Aetna Health of California Inc.	CA	IA	Aetna Health Holdings, LLC	Ownership	100.000	CVS Health Corporation	NO	0
.0001	CVS HEALTH GROUP	95935	23-2442048				Aetna Health Inc.	CT	IA	Aetna Health Holdings, LLC	Ownership	100.000	CVS Health Corporation	NO	0
.0001	CVS HEALTH GROUP	95088	59-2411584				Aetna Health Inc.	FL	IA	Aetna Health Holdings, LLC	Ownership	100.000	CVS Health Corporation	NO	0
.0001	CVS HEALTH GROUP	95094	58-1649568				Aetna Health Inc.	GA	IA	Aetna Health Holdings, LLC	Ownership	100.000	CVS Health Corporation	NO	0
.0001	CVS HEALTH GROUP	95517	01-0504252				Aetna Health Inc.	ME	RE	Aetna Health Holdings, LLC	Ownership	100.000	CVS Health Corporation	NO	0
.0001	CVS HEALTH GROUP	95756	23-2861565				Aetna Health of Michigan Inc.	MI	IA	Aetna Health Holdings, LLC	Ownership	100.000	CVS Health Corporation	NO	0
.0001	CVS HEALTH GROUP	95287	52-1270921				Aetna Health Inc.	NJ	IA	Aetna Health Holdings, LLC	Ownership	100.000	CVS Health Corporation	NO	0
.0001	CVS HEALTH GROUP	95234	22-2663623				Aetna Health Inc.	NY	IA	Aetna Health Holdings, LLC	Ownership	100.000	CVS Health Corporation	NO	0
.0001	CVS HEALTH GROUP	14408	45-2634734				Aetna Better Health Inc.	NY	IA	Aetna Health Inc. (NY)	Ownership	100.000	CVS Health Corporation	NO	0
.0001	CVS HEALTH GROUP	95490	76-0189680				Aetna Health Inc.	TX	IA	Aetna Health Holdings, LLC	Ownership	100.000	CVS Health Corporation	NO	0
.0001	CVS HEALTH GROUP	95040	74-1844335				Aetna Better Health of Texas Inc.	TX	IA	Aetna Health Holdings, LLC	Ownership	100.000	CVS Health Corporation	NO	0
.0001	CVS HEALTH GROUP	12328	20-2207534				Aetna Better Health Inc.	GA	IA	Aetna Health Holdings, LLC	Ownership	100.000	CVS Health Corporation	NO	0
.0001	CVS HEALTH GROUP	00000	06-1160812				Aetna Dental of California Inc.	CA	IA	Aetna Health Holdings, LLC	Ownership	100.000	CVS Health Corporation	NO	0
.0001	CVS HEALTH GROUP	11183	22-2990909				Aetna Dental Inc.	NJ	IA	Aetna Health Holdings, LLC	Ownership	100.000	CVS Health Corporation	NO	0
.0001	CVS HEALTH GROUP	95910	06-1177531				Aetna Dental Inc.	TX	IA	Aetna Health Holdings, LLC	Ownership	100.000	CVS Health Corporation	NO	0
.0001	CVS HEALTH GROUP	00000	30-0123760				Aetna Rx Home Delivery, LLC	DE	NIA	Aetna Health Holdings, LLC	Ownership	100.000	CVS Health Corporation	NO	0
.0001	CVS HEALTH GROUP	00000	13-3870795				Aetna Health Management, LLC	DE	NIA	Aetna Health Holdings, LLC	Ownership	100.000	CVS Health Corporation	NO	0
.0001	CVS HEALTH GROUP	00000	22-3187443				Aetna Ireland Inc.	DE	NIA	Aetna Health Holdings, LLC	Ownership	100.000	CVS Health Corporation	NO	0
.0001	CVS HEALTH GROUP	00000	57-1209768				Aetna Specialty Pharmacy, LLC	DE	NIA	Aetna Health Holdings, LLC	Ownership	100.000	CVS Health Corporation	NO	0
.0001	CVS HEALTH GROUP	00000	20-1274723				Cofinity, Inc.	DE	NIA	Aetna Health Holdings, LLC	Ownership	100.000	CVS Health Corporation	NO	0
.0001	CVS HEALTH GROUP	00000	23-2671370				@Credentials Inc.	DE	NIA	Aetna Health Holdings, LLC	Ownership	100.000	CVS Health Corporation	NO	0
.0001	CVS HEALTH GROUP	13735	27-0563973				Aetna Better Health Inc.	PA	IA	Aetna Health Holdings, LLC	Ownership	100.000	CVS Health Corporation	NO	0
.0001	CVS HEALTH GROUP	13174	26-2867560				Aetna Better Health Inc.	CT	IA	Aetna Health Holdings, LLC	Ownership	100.000	CVS Health Corporation	NO	0
.0001	CVS HEALTH GROUP	00000	45-1178095				Aetna Better Health of California Inc.	CA	IA	Aetna Health Holdings, LLC	Ownership	100.000	CVS Health Corporation	NO	0
.0001	CVS HEALTH GROUP	14043	27-2512072				Aetna Better Health Premier Plan MMAI Inc.	IL	IA	Aetna Health Holdings, LLC	Ownership	100.000	CVS Health Corporation	NO	0
.0001	CVS HEALTH GROUP	15805	47-3850677				Aetna Health of Ohio Inc.	OH	IA	Aetna Health Holdings, LLC	Ownership	100.000	CVS Health Corporation	NO	0
.0001	CVS HEALTH GROUP	15616	80-0629718				Aetna Better Health, Inc.	LA	IA	Aetna Health Holdings, LLC	Ownership	100.000	CVS Health Corporation	NO	0
.0001	CVS HEALTH GROUP	00000	80-0671703				Aetna Florida Inc.	FL	NIA	Aetna Health Holdings, LLC	Ownership	100.000	CVS Health Corporation	NO	0
.0001	CVS HEALTH GROUP	14229	45-2764938				Aetna Better Health Inc.	OH	IA	Aetna Health Holdings, LLC	Ownership	100.000	CVS Health Corporation	NO	0
.0001	CVS HEALTH GROUP	15611	46-3203088				Aetna Better Health Inc.	NJ	IA	Aetna Health Holdings, LLC	Ownership	100.000	CVS Health Corporation	NO	0
.0001	CVS HEALTH GROUP	15919	81-1143850				Aetna Better Health of Oklahoma Inc.	OK	IA	Aetna Health Holdings, LLC	Ownership	100.000	CVS Health Corporation	NO	0
.0001	CVS HEALTH GROUP	00000	04-2708160				Aetna Student Health Agency Inc.	MA	NIA	Aetna Health Holdings, LLC	Ownership	100.000	CVS Health Corporation	NO	0

STATEMENT AS OF SEPTEMBER 30, 2023 OF THE Aetna Health Inc. (a Maine corporation)

SCHEDULE Y
PART 1A - DETAIL OF INSURANCE HOLDING COMPANY SYSTEM

1	2	3	4	5	6	7	8	9	10	11	12	13	14	15	16
Group Code	Group Name	NAIC Company Code	ID Number	Federal RSSD	CIK	Name of Securities Exchange if Publicly Traded (U.S. or International)	Names of Parent, Subsidiaries Or Affiliates	Domi-ciliary Location	Relation-ship to Reporting Entity	Directly Controlled by (Name of Entity/Person)	Type of Control (Ownership, Board, Management, Attorney-in-Fact, Influence, Other)	If Control is Ownership Provide Percentage	Ultimate Controlling Entity(ies)/Person(s)	Is an SCA Filing Re-quired? (Yes/No)	*
.0001	CVS HEALTH GROUP	00000	73-1702453				Delaware Physicians Care, Incorporated	DE	NIA	Aetna Health Holdings, LLC	Ownership	100.000	CVS Health Corporation	NO	0
.0001	CVS HEALTH GROUP	00000	01-0826783				Schaller Anderson Medical Administrators, Incorporated	DE	NIA	Aetna Health Holdings, LLC	Ownership	100.000	CVS Health Corporation	NO	0
.0001	CVS HEALTH GROUP	00000	86-0842559				Aetna Medicaid Administrators LLC	AZ	NIA	Aetna Health Holdings, LLC	Ownership	100.000	CVS Health Corporation	NO	0
.0001	CVS HEALTH GROUP	00000	45-2944270				iTriage, LLC	DE	NIA	Aetna Health Holdings, LLC	Ownership	100.000	CVS Health Corporation	NO	0
.0001	CVS HEALTH GROUP	00000	16-1471176				Prodigy Health Group, Inc.	DE	NIA	Aetna Health Holdings, LLC	Ownership	100.000	CVS Health Corporation	NO	0
.0001	CVS HEALTH GROUP	00000	45-4901541				Aetna ACO Holdings, Inc.	DE	NIA	Aetna Health Holdings, LLC	Ownership	0.200	CVS Health Corporation	YES	2
.0001	CVS HEALTH GROUP	00000	74-2879984				Medical Examinations of New York, P.C.	NY	NIA	Aetna Health Holdings, LLC	Ownership	100.000	CVS Health Corporation	NO	13
.0001	CVS HEALTH GROUP	00000	45-5527797				Innovation Health Holdings, LLC	DE	NIA	Aetna ACO Holdings, Inc.	Ownership	100.000	CVS Health Corporation	NO	0
.0001	CVS HEALTH GROUP	15097	46-0674828				Innovation Health Insurance Company	VA	IA	Innovation Health Holdings, LLC	Ownership	100.000	CVS Health Corporation	NO	0
.0001	CVS HEALTH GROUP	15098	46-0682197				Innovation Health Plan, Inc.	VA	IA	Innovation Health Insurance Company	Ownership	100.000	CVS Health Corporation	NO	0
.0001	CVS HEALTH GROUP	00000	81-3789357				Texas Health + Aetna Health Insurance Holding Company LLC	TX	NIA	Aetna ACO Holdings, Inc.	Ownership	100.000	CVS Health Corporation	NO	0
.0001	CVS HEALTH GROUP	16121	81-4749336				Texas Health + Aetna Health Insurance Company	TX	IA	Texas Health + Aetna Health Insurance Holding Company LLC	Ownership	100.000	CVS Health Corporation	NO	0
.0001	CVS HEALTH GROUP	16132	47-5548221				Texas Health + Aetna Health Plan Inc.	TX	IA	Company	Ownership	100.000	CVS Health Corporation	NO	0
.0001	CVS HEALTH GROUP	95109	23-2169745				Aetna Health Inc.	PA	IA	Aetna Health Holdings, LLC	Ownership	100.000	CVS Health Corporation	NO	0
.0001	CVS HEALTH GROUP	00000	45-4901541				Aetna ACO Holdings, Inc.	DE	NIA	Aetna Health Inc. (PA)	Ownership	39.500	CVS Health Corporation	YES	2
.0001	CVS HEALTH GROUP	00000	20-0438576				Niagara Re, Inc.	NY	NIA	Prodigy Health Group, Inc.	Ownership	100.000	CVS Health Corporation	NO	0
.0001	CVS HEALTH GROUP	00000	52-2200070				Performax, Inc.	DE	NIA	Prodigy Health Group, Inc.	Ownership	100.000	CVS Health Corporation	NO	0
.0001	CVS HEALTH GROUP	00000	87-0632355				Scrip World, LLC	UT	NIA	Prodigy Health Group, Inc.	Ownership	100.000	CVS Health Corporation	NO	0
.0001	CVS HEALTH GROUP	00000	27-1760756				Precision Benefit Services, Inc.	DE	NIA	Prodigy Health Group, Inc.	Ownership	100.000	CVS Health Corporation	NO	0
.0001	CVS HEALTH GROUP	00000	31-1368946				American Health Holding, Inc.	OH	NIA	Prodigy Health Group, Inc.	Ownership	100.000	CVS Health Corporation	NO	0
.0001	CVS HEALTH GROUP	00000	16-1264154				Meritain Health, Inc.	NY	NIA	Prodigy Health Group, Inc.	Ownership	100.000	CVS Health Corporation	NO	0
.0001	CVS HEALTH GROUP	00000	86-0537707				Adminco, Inc.	AZ	NIA	Aetna Health Holdings, LLC	Ownership	100.000	CVS Health Corporation	NO	0
.0001	CVS HEALTH GROUP	00000	86-0527428				Administrative Enterprises, Inc.	AZ	NIA	Meritain Health, Inc.	Ownership	100.000	CVS Health Corporation	NO	0
.0001	CVS HEALTH GROUP	00000	16-1684061				U.S. Healthcare Holdings, LLC	OH	NIA	Meritain Health, Inc.	Ownership	100.000	CVS Health Corporation	NO	0
.0001	CVS HEALTH GROUP	00000	34-1670299				Prime Net, Inc.	OH	NIA	Meritain Health, Inc.	Ownership	100.000	CVS Health Corporation	NO	0
.0001	CVS HEALTH GROUP	00000	34-1348032				Professional Risk Management, Inc.	OH	NIA	Meritain Health, Inc.	Ownership	100.000	CVS Health Corporation	NO	0
.0001	CVS HEALTH GROUP	68500	62-1181209				Continental Life Insurance Company of Brentwood, Tennessee	TN	IA	Aetna Inc.	Ownership	100.000	CVS Health Corporation	NO	0
.0001	CVS HEALTH GROUP	12321	20-2901054				American Continental Insurance Company	TN	IA	Brentwood, Tennessee	Ownership	100.000	CVS Health Corporation	NO	0
.0001	CVS HEALTH GROUP	60054	06-6033492				Aetna Life Insurance Company	CT	IA	Aetna Inc.	Ownership	100.000	CVS Health Corporation	NO	0
.0001	CVS HEALTH GROUP	00000	45-4901541				Aetna ACO Holdings, Inc.	DE	NIA	Aetna Life Insurance Company	Ownership	60.300	CVS Health Corporation	YES	2
.0001	CVS HEALTH GROUP	00000	06-1270755				AHP Holdings, Inc.	CT	NIA	Aetna Life Insurance Company	Ownership	100.000	CVS Health Corporation	NO	0
.0001	CVS HEALTH GROUP	00000	06-1028469				AE Fourteen, Incorporated	CT	NIA	AHP Holdings, Inc.	Ownership	100.000	CVS Health Corporation	NO	0
.0001	CVS HEALTH GROUP	00000	06-1373153				Aetna Life Assignment Company	CT	NIA	AHP Holdings, Inc.	Ownership	100.000	CVS Health Corporation	NO	0
.0001	CVS HEALTH GROUP	00000	20-3678339				PE Holdings, LLC	CT	NIA	Aetna Life Insurance Company	Ownership	100.000	CVS Health Corporation	NO	0
.0001	CVS HEALTH GROUP	00000	06-1423207				Aetna Resources L.L.C.	DE	NIA	Aetna Life Insurance Company	Ownership	100.000	CVS Health Corporation	NO	0
.0001	CVS HEALTH GROUP	00000	20-3180700				Canal Place, LLC	DE	NIA	Aetna Life Insurance Company	Ownership	100.000	CVS Health Corporation	NO	0
.0001	CVS HEALTH GROUP	00000	20-3180700				Aetna Ventures, LLC	DE	NIA	Aetna Life Insurance Company	Ownership	100.000	CVS Health Corporation	NO	0
.0001	CVS HEALTH GROUP	00000	58-2160656				Coram Clinical Trials, Inc.	DE	NIA	Aetna Life Insurance Company	Ownership	25.000	CVS Health Corporation	NO	8
.0001	CVS HEALTH GROUP	00000	85-3918720				CVS Cabot Holdings Inc.	DE	NIA	Coram Clinical Trials, Inc.	Ownership	99.720	CVS Health Corporation	NO	9
.0001	CVS HEALTH GROUP	00000	85-3918567				CVS Shaw Holdings Inc.	DE	NIA	Coram Clinical Trials, Inc.	Ownership	99.720	CVS Health Corporation	NO	10
.0001	CVS HEALTH GROUP	00000	31-1001351				Omnicare, LLC	DE	NIA	CVS Cabot Holdings Inc	Ownership	49.860	CVS Health Corporation	NO	11
.0001	CVS HEALTH GROUP	00000	31-1001351				Omnicare, LLC	DE	NIA	CVS Shaw Holdings Inc	Ownership	49.860	CVS Health Corporation	NO	11
.0001	CVS HEALTH GROUP	00000	41-2035961				Aetna Financial Holdings, LLC	DE	NIA	Aetna Inc.	Ownership	100.000	CVS Health Corporation	NO	0
.0001	CVS HEALTH GROUP	00000	26-2030792				Aetna Asset Advisors, LLC	DE	NIA	Aetna Financial Holdings, LLC	Ownership	100.000	CVS Health Corporation	NO	0

STATEMENT AS OF SEPTEMBER 30, 2023 OF THE Aetna Health Inc. (a Maine corporation)

SCHEDULE Y
PART 1A - DETAIL OF INSURANCE HOLDING COMPANY SYSTEM

1	2	3	4	5	6	7	8	9	10	11	12	13	14	15	16
Group Code	Group Name	NAIC Company Code	ID Number	Federal RSSD	CIK	Name of Securities Exchange if Publicly Traded (U.S. or International)	Names of Parent, Subsidiaries Or Affiliates	Domiciliary Location	Relationship to Reporting Entity	Directly Controlled by (Name of Entity/Person)	Type of Control (Ownership, Board, Management, Attorney-in-Fact, Influence, Other)	If Control is Ownership Provide Percentage	Ultimate Controlling Entity(ies)/Person(s)	Is an SCA Filing Required? (Yes/No)	*
.0001	CVS HEALTH GROUP	00000	23-2354500				U.S. Healthcare Properties, Inc.	PA	NIA	Aetna Financial Holdings, LLC	Ownership	100.000	CVS Health Corporation	NO	0
.0001	CVS HEALTH GROUP	00000	38-3704481				Aetna Capital Management, LLC	DE	NIA	Aetna Financial Holdings, LLC	Ownership	100.000	CVS Health Corporation	NO	0
.0001	CVS HEALTH GROUP	00000	11-3667142		0001314522		Aetna Partners Diversified Fund, LLC	DE	NIA	Aetna Capital Management, LLC	Ownership	100.000	CVS Health Corporation	NO	1
.0001	CVS HEALTH GROUP	00000	20-0446676				Aetna Workers' Comp Access, LLC	DE	NIA	Aetna Financial Holdings, LLC	Ownership	100.000	CVS Health Corporation	NO	0
.0001	CVS HEALTH GROUP	00000	20-0446713				Aetna Behavioral Health, LLC	DE	NIA	Aetna Financial Holdings, LLC	Ownership	100.000	CVS Health Corporation	NO	0
.0001	CVS HEALTH GROUP	00000	23-2670015				Managed Care Coordinators, Inc.	DE	NIA	Aetna Financial Holdings, LLC	Ownership	100.000	CVS Health Corporation	NO	0
.0001	CVS HEALTH GROUP	00000	59-3269144				Horizon Behavioral Services, LLC	DE	NIA	Aetna Financial Holdings, LLC	Ownership	100.000	CVS Health Corporation	NO	0
.0001	CVS HEALTH GROUP	00000	61-1193498				Employee Assistance Services, LLC	KY	NIA	Horizon Behavioral Services, LLC	Ownership	100.000	CVS Health Corporation	NO	0
.0001	CVS HEALTH GROUP	00000	33-0052273				Health and Human Resource Center, Inc.	CA	IA	Horizon Behavioral Services, LLC	Ownership	100.000	CVS Health Corporation	NO	0
.0001	CVS HEALTH GROUP	00000	75-2420973				Resources for Living, LLC	TX	NIA	Horizon Behavioral Services, LLC	Ownership	100.000	CVS Health Corporation	NO	0
.0001	CVS HEALTH GROUP	00000	36-3681261				The Vasquez Group Inc.	IL	NIA	Horizon Behavioral Services, LLC	Ownership	100.000	CVS Health Corporation	NO	0
.0001	CVS HEALTH GROUP	00000	22-3178125				Work and Family Benefits, Inc.	NJ	NIA	Horizon Behavioral Services, LLC	Ownership	100.000	CVS Health Corporation	NO	0
.0001	CVS HEALTH GROUP	00000	27-1773021				FairCost LLC	CT	NIA	Aetna Health Holdings, LLC	Ownership	100.000	CVS Health Corporation	NO	0
.0001	CVS HEALTH GROUP	78700	06-0876836				Aetna Health and Life Insurance Company	CT	IA	Aetna Inc.	Ownership	100.000	CVS Health Corporation	NO	0
.0001	CVS HEALTH GROUP	72052	23-2710210				Aetna Health Insurance Company	PA	IA	Aetna Inc.	Ownership	100.000	CVS Health Corporation	NO	0
.0001	CVS HEALTH GROUP	84450	57-0805126				Aetna Insurance (Singapore) PTE. LTD.	NY	IA	Aetna Inc.	Ownership	100.000	CVS Health Corporation	NO	0
.0001	CVS HEALTH GROUP	00000	06-1571642				Aetna International LLC	CT	NIA	Aetna Life Insurance Company	Ownership	100.000	CVS Health Corporation	NO	0
.0001	CVS HEALTH GROUP	00000	98-0211470				Aetna Life & Casualty (Bermuda) Ltd.	BMU	IA	Aetna International LLC	Ownership	100.000	CVS Health Corporation	NO	0
.0001	CVS HEALTH GROUP	00000					Aetna Insurance (Singapore) PTE. LTD.	SGP	IA	Aetna International LLC	Ownership	100.000	CVS Health Corporation	NO	0
.0001	CVS HEALTH GROUP	00000	86-1455140				Aetna International Ex Pat LLC	DE	NIA	Aetna International LLC	Ownership	100.000	CVS Health Corporation	NO	0
.0001	CVS HEALTH GROUP	00000					Aetna Global Benefits (Bermuda) Limited	BMU	NIA	Aetna International LLC	Ownership	100.000	CVS Health Corporation	NO	0
.0001	CVS HEALTH GROUP	00000					Goodhealth Worldwide (Global) Limited	BMU	NIA	Aetna Global Benefits (Bermuda) Limited	Ownership	100.000	CVS Health Corporation	NO	0
.0001	CVS HEALTH GROUP	00000					Aetna Global Benefits (Europe) Limited	GBR	NIA	Aetna Global Benefits (Bermuda) Limited	Ownership	100.000	CVS Health Corporation	NO	0
.0001	CVS HEALTH GROUP	00000					Goodhealth Worldwide (Asia) Limited	HKG	NIA	Aetna Global Benefits (Bermuda) Limited	Ownership	100.000	CVS Health Corporation	NO	0
.0001	CVS HEALTH GROUP	00000					Aetna Global Benefits Limited	ARE	NIA	Aetna Global Benefits (Bermuda) Limited	Ownership	100.000	CVS Health Corporation	NO	0
.0001	CVS HEALTH GROUP	00000					PT. Aetna Global Benefits Indonesia	IDN	NIA	Aetna Global Benefits (Bermuda) Limited	Ownership	80.000	CVS Health Corporation	NO	3
.0001	CVS HEALTH GROUP	00000					Aetna Global Benefits (Middle East) LLC	ARE	NIA	Aetna Global Benefits (Bermuda) Limited	Ownership	49.000	CVS Health Corporation	NO	4
.0001	CVS HEALTH GROUP	00000					Aetna Global Benefits (Asia Pacific) Limited	HKG	NIA	Aetna Global Benefits (Bermuda) Limited	Ownership	100.000	CVS Health Corporation	NO	0
.0001	CVS HEALTH GROUP	00000					PT Aetna Management Consulting	IDN	NIA	Aetna International LLC	Ownership	77.000	CVS Health Corporation	NO	0
.0001	CVS HEALTH GROUP	00000					Spinnaker Topco Limited	BMU	NIA	Aetna Global Benefits (Bermuda) Limited	Ownership	100.000	CVS Health Corporation	NO	0
.0001	CVS HEALTH GROUP	00000					Spinnaker Bidco Limited	GBR	NIA	Spinnaker Topco Limited	Ownership	100.000	CVS Health Corporation	NO	0
.0001	CVS HEALTH GROUP	00000					Aetna Holdco (UK) Limited	GBR	NIA	Spinnaker Bidco Limited	Ownership	100.000	CVS Health Corporation	NO	0
.0001	CVS HEALTH GROUP	00000					PT Aetna Management Consulting	IDN	NIA	Limited	Ownership	23.000	CVS Health Corporation	NO	0
.0001	CVS HEALTH GROUP	00000					Aetna Global Benefits (UK) Limited	GBR	NIA	Aetna Holdco (UK) Limited	Ownership	100.000	CVS Health Corporation	NO	0
.0001	CVS HEALTH GROUP	00000					Aetna Insurance Company Limited	GBR	IA	Aetna Holdco (UK) Limited	Ownership	100.000	CVS Health Corporation	NO	0
.0001	CVS HEALTH GROUP	00000					Aetna Health Insurance Company of Europe DAC	IRL	IA	Aetna International LLC	Ownership	100.000	CVS Health Corporation	NO	0
.0001	CVS HEALTH GROUP	00000					Aetna (Shanghai) Enterprise Services Co. Ltd.	CHN	NIA	Aetna International LLC	Ownership	100.000	CVS Health Corporation	NO	0
.0001	CVS HEALTH GROUP	00000					Aetna (Beijing) Enterprise Management Services Co., Ltd.	CHN	NIA	Aetna (Shanghai) Enterprise Services Co. Ltd.	Ownership	100.000	CVS Health Corporation	NO	0
.0001	CVS HEALTH GROUP	00000					Aetna Global Benefits (Singapore) PTE. LTD.	SGP	NIA	Aetna International LLC	Ownership	100.000	CVS Health Corporation	NO	0
.0001	CVS HEALTH GROUP	00000	22-2578985				AUSHC Holdings, Inc.	CT	NIA	Aetna Inc.	Ownership	100.000	CVS Health Corporation	NO	0
.0001	CVS HEALTH GROUP	00000					Aetna Global Holdings Limited	GBR	NIA	Aetna International LLC	Ownership	100.000	CVS Health Corporation	NO	0
.0001	CVS HEALTH GROUP	00000					Aetna Insurance (Hong Kong) Limited	HKG	IA	Aetna Global Holdings Limited	Ownership	100.000	CVS Health Corporation	NO	0
.0001	CVS HEALTH GROUP	00000	06-1182176				PHPSNE Parent Corporation	DE	NIA	AUSHC Holdings, Inc.	Ownership	55.000	CVS Health Corporation	NO	5
.0001	CVS HEALTH GROUP	00000	52-2182411				Active Health Management, Inc.	DE	NIA	Aetna Inc.	Ownership	100.000	CVS Health Corporation	NO	0

STATEMENT AS OF SEPTEMBER 30, 2023 OF THE Aetna Health Inc. (a Maine corporation)

SCHEDULE Y
PART 1A - DETAIL OF INSURANCE HOLDING COMPANY SYSTEM

1	2	3	4	5	6	7	8	9	10	11	12	13	14	15	16
Group Code	Group Name	NAIC Company Code	ID Number	Federal RSSD	CIK	Name of Securities Exchange if Publicly Traded (U.S. or International)	Names of Parent, Subsidiaries Or Affiliates	Domiciliary Location	Relationship to Reporting Entity	Directly Controlled by (Name of Entity/Person)	Type of Control (Ownership, Board, Management, Attorney-in-Fact, Influence, Other)	If Control is Ownership Provide Percentage	Ultimate Controlling Entity(ies)/Person(s)	Is an SCA Filing Required? (Yes/No)	*
.0001	CVS HEALTH GROUP	00000	47-0970432				Health Data & Management Solutions, Inc.	DE	NIA	Active Health Management, Inc.	Ownership	100.000	CVS Health Corporation	NO	0
.0001	CVS HEALTH GROUP	13980	27-2192415				Health Re, Inc.	VT	IA	Aetna Inc.	Ownership	100.000	CVS Health Corporation	NO	0
.0001	CVS HEALTH GROUP	00000	81-0579372				Phoenix Data Solutions LLC	DE	NIA	Aetna Inc.	Ownership	100.000	CVS Health Corporation	NO	0
.0001	CVS HEALTH GROUP	00000	51-0029326				ASI Wings, LLC	DE	NIA	Aetna Inc.	Ownership	100.000	CVS Health Corporation	NO	0
.0001	CVS HEALTH GROUP	00000	47-4556274				Echo Merger Sub, Inc.	DE	NIA	Aetna Inc.	Ownership	100.000	CVS Health Corporation	NO	0
.0001	CVS HEALTH GROUP	00000	47-4547145				Aetna Corporate Services, LLC	DE	NIA	Aetna Inc.	Ownership	100.000	CVS Health Corporation	NO	0
.0001	CVS HEALTH GROUP	00000	85-3918720				CVS Cabot Holdings Inc.	DE	NIA	Aetna Inc.	Ownership	0.280	CVS Health Corporation	NO	9
.0001	CVS HEALTH GROUP	00000	85-3918567				CVS Shaw Holdings Inc.	DE	NIA	Aetna Inc.	Ownership	0.280	CVS Health Corporation	NO	10
.0001	CVS HEALTH GROUP	00000	31-1001351				Omnicare, LLC	DE	NIA	Aetna Inc.	Ownership	0.280	CVS Health Corporation	NO	11
.0001	CVS HEALTH GROUP	81973	75-1296086				Coventry Health and Life Insurance Company	MO	IA	Aetna Health Holdings, LLC	Ownership	100.000	CVS Health Corporation	NO	0
.0001	CVS HEALTH GROUP	15761	47-3279217				Aetna Better Health of Kentucky Insurance Company	KY	IA	Coventry Health and Life Insurance Company	Ownership	100.000	CVS Health Corporation	NO	0
.0001	CVS HEALTH GROUP	00000	52-1801446				Group Dental Service, Inc.	MD	NIA	Aetna Health Holdings, LLC	Ownership	100.000	CVS Health Corporation	NO	0
.0001	CVS HEALTH GROUP	95846	52-2056201				Group Dental Service of Maryland, Inc.	MD	NIA	Group Dental Service, Inc.	Ownership	100.000	CVS Health Corporation	NO	14
.0001	CVS HEALTH GROUP	00000	81-4345344				Aetna Network Services LLC	CT	NIA	Aetna Health Holdings, LLC	Ownership	100.000	CVS Health Corporation	NO	0
.0001	CVS HEALTH GROUP	95241	42-1244752				Aetna Health of Iowa Inc.	IA	IA	Aetna Health Holdings, LLC	Ownership	100.000	CVS Health Corporation	NO	0
.0001	CVS HEALTH GROUP	95925	42-1308659				Coventry Health Care of Nebraska, Inc.	NE	IA	Aetna Health Holdings, LLC	Ownership	100.000	CVS Health Corporation	NO	0
.0001	CVS HEALTH GROUP	00000	47-2049117				Aetna Risk Assurance Company of Connecticut Inc.	CT	IA	Aetna Health Holdings, LLC	Ownership	100.000	CVS Health Corporation	NO	0
.0001	CVS HEALTH GROUP	95173	74-2381406				Aetna Health Inc.	LA	IA	Aetna Health Holdings, LLC	Ownership	100.000	CVS Health Corporation	NO	0
.0001	CVS HEALTH GROUP	00000	47-0854096				Coventry Prescription Management Services, Inc.	NV	NIA	Aetna Health Holdings, LLC	Ownership	100.000	CVS Health Corporation	NO	0
.0001	CVS HEALTH GROUP	16148	81-3564875				Aetna Better Health of Nevada Inc.	NV	NIA	Aetna Health Holdings, LLC	Ownership	100.000	CVS Health Corporation	NO	0
.0001	CVS HEALTH GROUP	96555	54-1576305				Coventry Health Care of Virginia, Inc.	VA	IA	Aetna Health Holdings, LLC	Ownership	100.000	CVS Health Corporation	NO	0
.0001	CVS HEALTH GROUP	96377	43-1372307				Coventry Health Care of Missouri, Inc.	MO	IA	Aetna Health Holdings, LLC	Ownership	100.000	CVS Health Corporation	NO	0
.0001	CVS HEALTH GROUP	95318	43-1702094				Aetna Better Health of Missouri LLC	MO	IA	Aetna Health Holdings, LLC	Ownership	100.000	CVS Health Corporation	NO	0
.0001	CVS HEALTH GROUP	95408	55-0712129				Coventry Health Care of West Virginia, Inc.	WV	IA	Aetna Health Holdings, LLC	Ownership	100.000	CVS Health Corporation	NO	0
.0001	CVS HEALTH GROUP	00000	62-1411933				Coventry HealthCare Management Corporation	DE	NIA	Aetna Health Holdings, LLC	Ownership	100.000	CVS Health Corporation	NO	0
.0001	CVS HEALTH GROUP	15827	47-4352768				Aetna HealthAssurance Pennsylvania, Inc.	PA	IA	Aetna Health Holdings, LLC	Ownership	100.000	CVS Health Corporation	NO	0
.0001	CVS HEALTH GROUP	95489	48-0840330				Coventry Health Care of Kansas, Inc.	KS	IA	Aetna Health Holdings, LLC	Ownership	100.000	CVS Health Corporation	NO	0
.0001	CVS HEALTH GROUP	16072	81-3370401				Aetna Better Health of Kansas Inc.	KS	IA	Aetna Health Holdings, LLC	Ownership	100.000	CVS Health Corporation	NO	0
.0001	CVS HEALTH GROUP	12193	20-1052897				Aetna Better Health of Michigan Inc.	MI	IA	Aetna Health Holdings, LLC	Ownership	100.000	CVS Health Corporation	NO	0
.0001	CVS HEALTH GROUP	95407	87-0345631				Aetna Health of Utah Inc.	UT	IA	Aetna Health Holdings, LLC	Ownership	100.000	CVS Health Corporation	NO	0
.0001	CVS HEALTH GROUP	00000	20-4416606				Aetna Better Health of Tennessee Inc.	TN	NIA	Aetna Health Holdings, LLC	Ownership	100.000	CVS Health Corporation	NO	0
.0001	CVS HEALTH GROUP	74160	37-1241037				Coventry Health Care of Illinois, Inc.	IL	IA	Aetna Health Holdings, LLC	Ownership	100.000	CVS Health Corporation	NO	0
.0001	CVS HEALTH GROUP	00000	20-8070994				Coventry Health Care National Accounts, Inc.	DE	NIA	Aetna Health Holdings, LLC	Ownership	100.000	CVS Health Corporation	NO	0
.0001	CVS HEALTH GROUP	00000	20-5185442				Coventry Health Care National Network, Inc.	DE	NIA	Aetna Health Holdings, LLC	Ownership	100.000	CVS Health Corporation	NO	0
.0001	CVS HEALTH GROUP	00000	26-1293772				Coventry Consumer Advantage, Inc.	DE	NIA	Aetna Health Holdings, LLC	Ownership	100.000	CVS Health Corporation	NO	0
.0001	CVS HEALTH GROUP	00000	20-1736437				First Health Group Corp.	DE	NIA	Aetna Health Holdings, LLC	Ownership	100.000	CVS Health Corporation	NO	0
.0001	CVS HEALTH GROUP	90328	38-2242132				First Health Life & Health Insurance Company	TX	IA	First Health Group Corp.	Ownership	100.000	CVS Health Corporation	NO	0
.0001	CVS HEALTH GROUP	00000	91-1832429				First Choice of the Midwest LLC	SD	NIA	First Health Group Corp.	Ownership	100.000	CVS Health Corporation	NO	0
.0001	CVS HEALTH GROUP	00000	52-1320522				Claims Administration Corp.	MD	NIA	First Health Group Corp.	Ownership	100.000	CVS Health Corporation	NO	0
.0001	CVS HEALTH GROUP	00000	20-1130063				Florida Health Plan Administrators, LLC	FL	NIA	Aetna Health Holdings, LLC	Ownership	100.000	CVS Health Corporation	NO	0
.0001	CVS HEALTH GROUP	95114	65-0986441				Aetna Better Health of Florida Inc.	FL	IA	Florida Health Plan Administrators, LLC	Ownership	100.000	CVS Health Corporation	NO	0
.0001	CVS HEALTH GROUP	95266	65-0453436				Coventry Health Plan of Florida, Inc.	FL	IA	Florida Health Plan Administrators, LLC	Ownership	100.000	CVS Health Corporation	NO	0
.0001	CVS HEALTH GROUP	00000	59-3750548				Carefree Insurance Services, Inc.	FL	NIA	Florida Health Plan Administrators, LLC	Ownership	100.000	CVS Health Corporation	NO	0
.0001	CVS HEALTH GROUP	00000	26-1582982				MNet Specialty Services, LLC	MD	NIA	Aetna Health Holdings, LLC	Ownership	100.000	CVS Health Corporation	NO	0

STATEMENT AS OF SEPTEMBER 30, 2023 OF THE Aetna Health Inc. (a Maine corporation)

SCHEDULE Y
PART 1A - DETAIL OF INSURANCE HOLDING COMPANY SYSTEM

1	2	3	4	5	6	7	8	9	10	11	12	13	14	15	16
Group Code	Group Name	NAIC Company Code	ID Number	Federal RSSD	CIK	Name of Securities Exchange if Publicly Traded (U.S. or International)	Names of Parent, Subsidiaries Or Affiliates	Domi-ciliary Location	Relation-ship to Reporting Entity	Directly Controlled by (Name of Entity/Person)	Type of Control (Ownership, Board, Management, Attorney-in-Fact, Influence, Other)	If Control is Ownership Provide Percentage	Ultimate Controlling Entity(ies)/Person(s)	Is an SCA Filing Re-quired? (Yes/No)	*
.0001	CVS HEALTH GROUP	00000	37-1448790				Mental Health Network of New York IPA, Inc.	..NYNIA	MNet Specialty Services, LLC	Ownership	100.000	CVS Health Corporation	..NO0
.0001	CVS HEALTH GROUP	00000	72-1106596				Mental Health Associates, Inc.	..LANIA	MNet Specialty Services, LLC	Ownership	100.000	CVS Health Corporation	..NO0
.0001	CVS HEALTH GROUP	16242	81-5030233				Aetna Better Health of Washington, Inc.	..WAIA	Aetna Health Holdings, LLC	Ownership	100.000	CVS Health Corporation	..NO0
.0001	CVS HEALTH GROUP	00000	81-5212760				Banner Health and Aetna Health Insurance Holding Company LLC	..DENIA	Aetna ACO Holdings, Inc.	Ownership	50.000	CVS Health Corporation	..NO6
.0001	CVS HEALTH GROUP	16058	81-5281115				Banner Health and Aetna Health Insurance Company	..AZIA	Banner Health and Aetna Health Insurance Holding Company LLC	Ownership	100.000	CVS Health Corporation	..NO0
.0001	CVS HEALTH GROUP	16059	81-5290023				Banner Health and Aetna Health Plan Inc.	..AZIA	Banner Health and Aetna Health Insurance Company	Ownership	100.000	CVS Health Corporation	..NO0
.0001	CVS HEALTH GROUP	00000	81-5112888				Allina Health and Aetna Health Insurance Holding Company LLC	..DENIA	Aetna ACO Holdings, Inc.	Ownership	50.000	CVS Health Corporation	..NO7
.0001	CVS HEALTH GROUP	16194	82-2091197				Allina Health and Aetna Health Insurance Holding Company LLC	..MNIA	Allina Health and Aetna Health Insurance Holding Company LLC	Ownership	100.000	CVS Health Corporation	..NO0
.0001	CVS HEALTH GROUP	17352	87-2843387				Allina Health and Aetna Insurance Company	..MNIA	Allina Health and Aetna Health Insurance Holding Company LLC	Ownership	100.000	CVS Health Corporation	..NO0
.0001	CVS HEALTH GROUP	00000	82-2171057				Allina Health and Aetna Health Plan Inc.	..DENIA	Aetna ACO Holdings, Inc.	Ownership	100.000	CVS Health Corporation	..NO0
.0001	CVS HEALTH GROUP	00000	82-2560624				Sutter Health and Aetna Administrative Services LLC	..DENIA	Sutter Health and Aetna Insurance Holding Company LLC	Ownership	100.000	CVS Health Corporation	..NO0
.0001	CVS HEALTH GROUP	16979	82-2567822				Sutter Health and Aetna Insurance Company	..CAIA	Sutter Health and Aetna Insurance Holding Company LLC	Ownership	100.000	CVS Health Corporation	..NO0
.0001	CVS HEALTH GROUP	16558	82-333789				Aetna Better Health of North Carolina Inc.	..NCIA	Aetna Health Holdings, LLC	Ownership	100.000	CVS Health Corporation	..NO0
.0001	CVS HEALTH GROUP	14053	27-2186150				Aetna Better Health of Illinois Inc.	..ILIA	Aetna Health Holdings, LLC	Ownership	100.000	CVS Health Corporation	..NO0
.0001	CVS HEALTH GROUP	00000	87-3223066				Aetna Better Health of Indiana Inc.	..INNIA	Aetna Health Holdings, LLC	Ownership	100.000	CVS Health Corporation	..NO0
.0001	CVS HEALTH GROUP	00000					CVS Health Venture Fund, LP	..DENIA	Aetna Life Insurance Company	Ownership	100.000	CVS Health Corporation	..NO12

Asterisk	Explanation
1	Aetna Capital Management, LLC is the managing member of Aetna Partners Diversified Fund, LLC ("APDF"). APDF is a fund of hedge funds and certain other subsidiaries of CVS Health Group invest in this fund, which does not confer any managing or controlling ownership interests in APDF. Aetna Life Insurance Company is the largest investor in APDF and currently owns a majority of the non-managing member interests of APDF.
2	Aetna ACO Holdings Inc. is owned by Aetna Life Insurance Company (302 shares); Aetna Health Inc. (PA) (198 shares); and Aetna Health Holdings, LLC (1 share).
3	PT. Aetna Global Benefits Indonesia is also 20% owned by Suhatsyah Rivai, Aetna's Nominee.
4	Aetna Global Benefits (Middle East) LLC is also 51% owned by Euro Gulf LLC, Aetna's Nominee.
5	PHPSNE Parent Corporation is 55% owned by AUSHC Holdings, Inc. The remaining 45% is owned by thirteen different hospitals (non-affiliates) which are shareholders with varying degrees of ownership.
6	Banner Health and Aetna Health Insurance Holding Company LLC is also 50% owned by Banner Health.
7	Allina Health and Aetna Insurance Holding Company LLC is also 50% owned by Allina Health System.
8	Coram Clinical Trials, Inc. is 75% owned by CVS Pharmacy, Inc. and 25% owned by Aetna Life Insurance Company.
9	CVS Cabot Holdings Inc is owned 99.72% by Coram Clinical Trials, Inc. and 0.28% owned by Aetna Inc.
10	CVS Shaw Holdings Inc is owned 99.72% by Coram Clinical Trials, Inc. and 0.28% owned by Aetna Inc.
11	Omicare, LLC is 0.28% owned by Aetna Inc. The Company is also owned by CVS Cabot Holdings Inc. and CVS Shaw Holdings Inc., with 49.86% each ownership.
12	CVS Health Venture Fund, LP is also 0.1% owned by CVS Health Ventures Fund GP, LLC
13	Medical Examinations of New York, P.C. is owned via a nominee.
14	Effective October 1, 2023, Group Dental Service of Maryland, Inc. was merged into Group Dental Service, Inc.

SUPPLEMENTAL EXHIBITS AND SCHEDULES INTERROGATORIES

The following supplemental reports are required to be filed as part of your statement filing. However, in the event that your company does not transact the type of business for which the special report must be filed, your response of NO to the specific interrogatory will be accepted in lieu of filing a "NONE" report and a bar code will be printed below. If the supplement is required of your company but is not being filed for whatever reason enter SEE EXPLANATION and provide an explanation following the interrogatory questions.

	Response
1. Will the Medicare Part D Coverage Supplement be filed with the state of domicile and the NAIC with this statement?	NO

AUGUST FILING

2. Will the regulator-only (non-public) Communication of Internal Control Related Matters Noted in Audit be filed with the state of domicile and electronically with the NAIC (as a regulator-only non-public document) by August 1? The response for 1st and 3rd quarters should be N/A. A NO response resulting with a bar code is only appropriate in the 2nd quarter.	N/A
--	-----

Explanation:

1. The data for this supplement is not required to be filed

Bar Code:

1. Medicare Part D Coverage Supplement [Document Identifier 365]



OVERFLOW PAGE FOR WRITE-INS

NONE

STATEMENT AS OF SEPTEMBER 30, 2023 OF THE Aetna Health Inc. (a Maine corporation)

SCHEDULE A - VERIFICATION

Real Estate

	1 Year to Date	2 Prior Year Ended December 31
1. Book/adjusted carrying value, December 31 of prior year		
2. Cost of acquired:		
2.1 Actual cost at time of acquisition		
2.2 Additional investment made after acquisition		
3. Current year change in encumbrances		
4. Total gain (loss) on disposals		
5. Deduct amounts received on disposals		
6. Total foreign exchange change in book/adjusted carrying value		
7. Deduct current year's other than temporary impairment recognized		
8. Deduct current year's depreciation		
9. Book/adjusted carrying value at the end of current period (Lines 1+2+3+4-5+6-7-8)		
10. Deduct total nonadmitted amounts		
11. Statement value at end of current period (Line 9 minus Line 10)		

NONE

SCHEDULE B - VERIFICATION

Mortgage Loans

	1 Year to Date	2 Prior Year Ended December 31
1. Book value/recorded investment excluding accrued interest, December 31 of prior year		
2. Cost of acquired:		
2.1 Actual cost at time of acquisition		
2.2 Additional investment made after acquisition		
3. Capitalized deferred interest and other		
4. Accrual of discount		
5. Unrealized valuation increase (decrease)		
6. Total gain (loss) on disposals		
7. Deduct amounts received on disposals		
8. Deduct amortization of premium and mortgage interest paid and commitment fees		
9. Total foreign exchange change in book value/recorded investment excluding accrued interest		
10. Deduct current year's other than temporary impairment recognized		
11. Book value/recorded investment excluding accrued interest at end of current period (Lines 1+2+3+4+5+6-7-8+9-10)		
12. Total valuation allowance		
13. Subtotal (Line 11 plus Line 12)		
14. Deduct total nonadmitted amounts		
15. Statement value at end of current period (Line 13 minus Line 14)		

NONE

SCHEDULE BA - VERIFICATION

Other Long-Term Invested Assets

	1 Year to Date	2 Prior Year Ended December 31
1. Book/adjusted carrying value, December 31 of prior year		
2. Cost of acquired:		
2.1 Actual cost at time of acquisition		
2.2 Additional investment made after acquisition		
3. Capitalized deferred interest and other		
4. Accrual of discount		
5. Unrealized valuation increase (decrease)		
6. Total gain (loss) on disposals		
7. Deduct amounts received on disposals		
8. Deduct amortization of premium and depreciation		
9. Total foreign exchange change in book/adjusted carrying value		
10. Deduct current year's other than temporary impairment recognized		
11. Book/adjusted carrying value at end of current period (Lines 1+2+3+4+5+6-7-8+9-10)		
12. Deduct total nonadmitted amounts		
13. Statement value at end of current period (Line 11 minus Line 12)		

NONE

SCHEDULE D - VERIFICATION

Bonds and Stocks

	1 Year to Date	2 Prior Year Ended December 31
1. Book/adjusted carrying value of bonds and stocks, December 31 of prior year	27,513,093	29,894,579
2. Cost of bonds and stocks acquired	3,847,859	5,137,802
3. Accrual of discount	40,202	64,897
4. Unrealized valuation increase (decrease)	361,389	(165,803)
5. Total gain (loss) on disposals	(772,488)	(614,019)
6. Deduct consideration for bonds and stocks disposed of	8,140,963	6,677,547
7. Deduct amortization of premium	43,487	74,230
8. Total foreign exchange change in book/adjusted carrying value	0	0
9. Deduct current year's other than temporary impairment recognized	376,008	107,164
10. Total investment income recognized as a result of prepayment penalties and/or acceleration fees	(31,483)	54,578
11. Book/adjusted carrying value at end of current period (Lines 1+2+3+4+5-6-7+8-9+10)	22,398,114	27,513,093
12. Deduct total nonadmitted amounts	0	0
13. Statement value at end of current period (Line 11 minus Line 12)	22,398,114	27,513,093

STATEMENT AS OF SEPTEMBER 30, 2023 OF THE Aetna Health Inc. (a Maine corporation)

SCHEDULE D - PART 1B

Showing the Acquisitions, Dispositions and Non-Trading Activity
During the Current Quarter for all Bonds and Preferred Stock by NAIC Designation

NAIC Designation	1 Book/Adjusted Carrying Value Beginning of Current Quarter	2 Acquisitions During Current Quarter	3 Dispositions During Current Quarter	4 Non-Trading Activity During Current Quarter	5 Book/Adjusted Carrying Value End of First Quarter	6 Book/Adjusted Carrying Value End of Second Quarter	7 Book/Adjusted Carrying Value End of Third Quarter	8 Book/Adjusted Carrying Value December 31 Prior Year
BONDS								
1. NAIC 1 (a)	31,921,571	197,230,024	187,364,893	442,519	37,476,753	31,921,571	42,229,221	39,209,524
2. NAIC 2 (a)	8,414,245	0	294,000	(10,545)	10,265,018	8,414,245	8,109,700	11,536,865
3. NAIC 3 (a)	754,110	0	0	(14,235)	764,554	754,110	739,875	743,149
4. NAIC 4 (a)	0	0	0	0	0	0	0	0
5. NAIC 5 (a)	0	0	0	0	0	0	0	0
6. NAIC 6 (a)	0	0	0	0	0	0	0	0
7. Total Bonds	41,089,926	197,230,024	187,658,893	417,739	48,506,325	41,089,926	51,078,796	51,489,538
PREFERRED STOCK								
8. NAIC 1	0	0	0	0	0	0	0	0
9. NAIC 2	0	0	0	0	0	0	0	0
10. NAIC 3	0	0	0	0	0	0	0	0
11. NAIC 4	0	0	0	0	0	0	0	0
12. NAIC 5	0	0	0	0	0	0	0	0
13. NAIC 6	0	0	0	0	0	0	0	0
14. Total Preferred Stock	0	0	0	0	0	0	0	0
15. Total Bonds and Preferred Stock	41,089,926	197,230,024	187,658,893	417,739	48,506,325	41,089,926	51,078,796	51,489,538

(a) Book/Adjusted Carrying Value column for the end of the current reporting period includes the following amount of short-term and cash equivalent bonds by NAIC designation:

NAIC 1 \$ 30,544,795 ; NAIC 2 \$ 0 ; NAIC 3 \$ 0 ; NAIC 4 \$ 0 ; NAIC 5 \$ 0 ; NAIC 6 \$ 0

S102

Schedule DA - Part 1 - Short-Term Investments

N O N E

Schedule DA - Verification - Short-Term Investments

N O N E

Schedule DB - Part A - Verification - Options, Caps, Floors, Collars, Swaps and Forwards

N O N E

Schedule DB - Part B - Verification - Futures Contracts

N O N E

Schedule DB - Part C - Section 1 - Replication (Synthetic Asset) Transactions (RSATs) Open

N O N E

Schedule DB-Part C-Section 2-Reconciliation of Replication (Synthetic Asset) Transactions Open

N O N E

Schedule DB - Verification - Book/Adjusted Carrying Value, Fair Value and Potential Exposure of
Derivatives

N O N E

SCHEDULE E - PART 2 - VERIFICATION

(Cash Equivalents)

	1	2
	Year To Date	Prior Year Ended December 31
1. Book/adjusted carrying value, December 31 of prior year	25,848,515	8,869,354
2. Cost of cash equivalents acquired	546,997,618	429,180,498
3. Accrual of discount	1,162,696	472,455
4. Unrealized valuation increase (decrease)	0	0
5. Total gain (loss) on disposals	(2)	24
6. Deduct consideration received on disposals	543,463,320	412,673,816
7. Deduct amortization of premium	0	0
8. Total foreign exchange change in book/adjusted carrying value	0	0
9. Deduct current year's other than temporary impairment recognized	0	0
10. Book/adjusted carrying value at end of current period (Lines 1+2+3+4+5-6-7+8-9)	30,545,507	25,848,515
11. Deduct total nonadmitted amounts	0	0
12. Statement value at end of current period (Line 10 minus Line 11)	30,545,507	25,848,515

Schedule A - Part 2 - Real Estate Acquired and Additions Made

N O N E

Schedule A - Part 3 - Real Estate Disposed

N O N E

Schedule B - Part 2 - Mortgage Loans Acquired and Additions Made

N O N E

Schedule B - Part 3 - Mortgage Loans Disposed, Transferred or Repaid

N O N E

Schedule BA - Part 2 - Other Long-Term Invested Assets Acquired and Additions Made

N O N E

Schedule BA - Part 3 - Other Long-Term Invested Assets Disposed, Transferred or Repaid

N O N E

STATEMENT AS OF SEPTEMBER 30, 2023 OF THE Aetna Health Inc. (a Maine corporation)

SCHEDULE D - PART 3

Show All Long-Term Bonds and Stock Acquired During the Current Quarter

1 CUSIP Identification	2 Description	3 Foreign	4 Date Acquired	5 Name of Vendor	6 Number of Shares of Stock	7 Actual Cost	8 Par Value	9 Paid for Accrued Interest and Dividends	10 NAIC Designation, NAIC Designation Modifier and SVO Admini- strative Symbol
29003M-AJ-6	ELMWOOD CLO 18 LTD SERIES 22-5A CLASS AR 6.958% 07/17/33		07/31/2023	Citigroup Global Markets Inc		2,000,000	2,000,000	9,338	1.A FE
1109999999. Subtotal - Bonds - Industrial and Miscellaneous (Unaffiliated)						2,000,000	2,000,000	9,338	XXX
2509999997. Total - Bonds - Part 3						2,000,000	2,000,000	9,338	XXX
2509999998. Total - Bonds - Part 5						XXX	XXX	XXX	XXX
2509999999. Total - Bonds						2,000,000	2,000,000	9,338	XXX
4509999997. Total - Preferred Stocks - Part 3						0	XXX	0	XXX
4509999998. Total - Preferred Stocks - Part 5						XXX	XXX	XXX	XXX
4509999999. Total - Preferred Stocks						0	XXX	0	XXX
5989999997. Total - Common Stocks - Part 3						0	XXX	0	XXX
5989999998. Total - Common Stocks - Part 5						XXX	XXX	XXX	XXX
5989999999. Total - Common Stocks						0	XXX	0	XXX
5999999999. Total - Preferred and Common Stocks						0	XXX	0	XXX
6009999999 - Totals							2,000,000	9,338	XXX

E04

STATEMENT AS OF SEPTEMBER 30, 2023 OF THE Aetna Health Inc. (a Maine corporation)

SCHEDULE D - PART 4

Show All Long-Term Bonds and Stock Sold, Redeemed or Otherwise Disposed of During the Current Quarter

1	2	3	4	5	6	7	8	9	10	Change In Book/Adjusted Carrying Value					16	17	18	19	20	21	22				
										11	12	13	14	15											
CUSIP Identification	Description	For- eign	Disposal Date	Name of Purchaser	Number of Shares of Stock	Consid- eration	Par Value	Actual Cost	Prior Year Book/ Adjusted Carrying Value	Unrealized Valuation Increase/ (Decrease)	Current Year's (Amor- tization)/ Accretion	Other Than Temporary Impairment Recogn- ized	Total Change in Book/ Adjusted Carrying Value (11 + 12 - 13)	Total Foreign Exchange Change in Book /Adjusted Carrying Value	Book/ Adjusted Carrying Value at Disposal Date	Foreign Exchange Gain (Loss) on Disposal	Realized Gain (Loss) on Disposal	Total Gain (Loss) on Disposal	Bond Interest/ Stock Dividends Received During Year	Stated Con- tractual Maturity Date	NAIC Desig- nation, NAIC Desig- nation Modifier and SVO Admini- strative Symbol				
..912810-SP-4	US TREASURY NOTE/BOND 1.375% 08/15/50		08/31/2023	Evercore Group LLC		134,922	250,000	196,211	198,477	0	889	0	889	0	199,366	0	(64,444)	(64,444)	3,596	08/15/2050	1.A				
..912810-SX-7	US TREASURY NOTE/BOND 2.375% 05/15/51		08/31/2023	Evercore Group LLC		173,711	250,000	267,070	266,538	0	(289)	0	(289)	0	266,249	0	(92,538)	(92,538)	4,727	05/15/2051	1.A				
0109999999. Subtotal - Bonds - U.S. Governments						308,633	500,000	463,281	465,015	0	600	0	600	0	465,615	0	(156,982)	(156,982)	8,323	XXX	XXX				
..14310B-AU-5	CARLYLE GLOBAL MARKET STRATEGI SERIES 13-1A CLASS A1R 6.581% 08/14/30		08/14/2023	Paydown		45,733	45,733	45,436	0	0	297	0	297	0	45,733	0	0	0	2,045	08/14/2030	1.A FE				
..83611K-AN-2	SOUND POINT CLO LTD SERIES 19-1A CLASS BR 7.288% 01/20/32		09/20/2023	Royal Bank and Trust ...		494,000	500,000	500,000	500,000	0	0	0	0	0	500,000	0	(6,000)	(6,000)	30,990	01/20/2032	1.B FE				
..913017-DB-2	RTX CORPORATION SR UNSECURED 3.650% 08/16/23		08/16/2023	Maturity		294,000	294,000	293,974	293,987	0	13	0	13	0	294,000	0	0	0	10,731	08/16/2023	2.A FE				
1109999999. Subtotal - Bonds - Industrial and Miscellaneous (Unaffiliated)						833,733	839,733	839,410	793,987	0	310	0	310	0	839,733	0	(6,000)	(6,000)	43,766	XXX	XXX				
2509999997. Total - Bonds - Part 4						1,142,366	1,339,733	1,302,691	1,259,002	0	910	0	910	0	1,305,348	0	(162,982)	(162,982)	52,089	XXX	XXX				
2509999998. Total - Bonds - Part 5						XXX	XXX	XXX	XXX	XXX	XXX	XXX	XXX	XXX	XXX	XXX	XXX	XXX	XXX	XXX	XXX	XXX			
2509999999. Total - Bonds						1,142,366	1,339,733	1,302,691	1,259,002	0	910	0	910	0	1,305,348	0	(162,982)	(162,982)	52,089	XXX	XXX				
4509999997. Total - Preferred Stocks - Part 4						0	XXX	0	0	0	0	0	0	0	0	0	0	0	0	0	0	XXX	XXX		
4509999998. Total - Preferred Stocks - Part 5						XXX	XXX	XXX	XXX	XXX	XXX	XXX	XXX	XXX	XXX	XXX	XXX	XXX	XXX	XXX	XXX	XXX	XXX		
4509999999. Total - Preferred Stocks						0	XXX	0	0	0	0	0	0	0	0	0	0	0	0	0	0	0	XXX	XXX	
5989999997. Total - Common Stocks - Part 4						0	XXX	0	0	0	0	0	0	0	0	0	0	0	0	0	0	0	XXX	XXX	
5989999998. Total - Common Stocks - Part 5						XXX	XXX	XXX	XXX	XXX	XXX	XXX	XXX	XXX	XXX	XXX	XXX	XXX	XXX	XXX	XXX	XXX	XXX	XXX	
5989999999. Total - Common Stocks						0	XXX	0	0	0	0	0	0	0	0	0	0	0	0	0	0	0	0	XXX	XXX
5999999999. Total - Preferred and Common Stocks						0	XXX	0	0	0	0	0	0	0	0	0	0	0	0	0	0	0	0	XXX	XXX
6009999999 - Totals						1,142,366	XXX	1,302,691	1,259,002	0	910	0	910	0	1,305,348	0	(162,982)	(162,982)	52,089	XXX	XXX				

EO5

Schedule DB - Part A - Section 1 - Options, Caps, Floors, Collars, Swaps and Forwards Open

NONE

Schedule DB - Part B - Section 1 - Futures Contracts Open

NONE

Schedule DB - Part B - Section 1B - Brokers with whom cash deposits have been made

NONE

Schedule DB - Part D - Section 1 - Counterparty Exposure for Derivative Instruments Open

NONE

Schedule DB - Part D-Section 2 - Collateral for Derivative Instruments Open - Pledged By

NONE

Schedule DB - Part D-Section 2 - Collateral for Derivative Instruments Open - Pledged To

NONE

Schedule DB - Part E - Derivatives Hedging Variable Annuity Guarantees

NONE

Schedule DL - Part 1 - Reinvested Collateral Assets Owned

NONE

Schedule DL - Part 2 - Reinvested Collateral Assets Owned

NONE

Schedule E - Part 1 - Month End Depository Balances

NONE

STATEMENT AS OF SEPTEMBER 30, 2023 OF THE Aetna Health Inc. (a Maine corporation)

SCHEDULE E - PART 2 - CASH EQUIVALENTS

Show Investments Owned End of Current Quarter

1	2	3	4	5	6	7	8	9
CUSIP	Description	Code	Date Acquired	Rate of Interest	Maturity Date	Book/Adjusted Carrying Value	Amount of Interest Due and Accrued	Amount Received During Year
0109999999	Total - U.S. Government Bonds					0	0	0
0309999999	Total - All Other Government Bonds					0	0	0
0509999999	Total - U.S. States, Territories and Possessions Bonds					0	0	0
0709999999	Total - U.S. Political Subdivisions Bonds					0	0	0
0909999999	Total - U.S. Special Revenues Bonds					0	0	0
	AMCOR FLEXIBLES NA CP 4 2 144A		09/29/2023	5.550	10/30/2023	1,601,804	0	494
	AMERICAN HONDA FINANCE CP 3(a)3		09/26/2023	5.530	10/25/2023	3,014,836	0	2,316
	EVERGY MISSOURI WEST INC CP 4(2) 144A		09/26/2023	5.550	10/24/2023	2,989,354	0	2,304
	FIDELITY NATL INFO SERV CP 42144A		09/22/2023	5.550	10/18/2023	2,493,439	0	3,460
	HP ENTERPRISE CORP CP 4(2) 144A		09/28/2023	5.570	10/27/2023	2,664,234	0	1,237
	HUMANA INC CP 4(2) 144A		09/25/2023	5.550	10/24/2023	1,773,683	0	1,641
	INGREDION INC CP 4(2) 144A		09/22/2023	5.510	10/13/2023	3,014,446	0	4,152
	INTERCONTINENTALEXCHANGE INC CP 4(2) 144A		09/21/2023	5.560	10/20/2023	3,595,402	0	5,553
	RYDER SYSTEMS CP		09/11/2023	5.580	10/02/2023	1,675,739	0	5,195
	VII CREDIT INC CP 4(2) 144A		09/19/2023	5.590	10/17/2023	3,990,044	0	7,435
	WPKCO INC CP 4(2) 144A		09/19/2023	5.540	10/10/2023	3,731,814	0	6,891
1019999999	Subtotal - Bonds - Industrial and Miscellaneous (Unaffiliated) - Issuer Obligations					30,544,795	0	40,678
1109999999	Total - Industrial and Miscellaneous (Unaffiliated) Bonds					30,544,795	0	40,678
1309999999	Total - Hybrid Securities					0	0	0
1509999999	Total - Parent, Subsidiaries and Affiliates Bonds					0	0	0
1909999999	Subtotal - Unaffiliated Bank Loans					0	0	0
2419999999	Total - Issuer Obligations					30,544,795	0	40,678
2429999999	Total - Residential Mortgage-Backed Securities					0	0	0
2439999999	Total - Commercial Mortgage-Backed Securities					0	0	0
2449999999	Total - Other Loan-Backed and Structured Securities					0	0	0
2459999999	Total - SVO Identified Funds					0	0	0
2469999999	Total - Affiliated Bank Loans					0	0	0
2479999999	Total - Unaffiliated Bank Loans					0	0	0
2509999999	Total Bonds					30,544,795	0	40,678
60934N-50-0	FEDERATED INVESTORS INC TREASURY OBLIGATION FUND		02/13/2023	0.000		0	0	0
60934N-50-0	FEDERATED INVESTORS INC TREASURY OBLIGATION FUND		02/13/2023	0.000		0	0	0
60934N-50-0	FEDERATED INVESTORS INC TREASURY OBLIGATION FUND		09/29/2023	0.000		.712	15	127
8209999999	Subtotal - Exempt Money Market Mutual Funds - as Identified by the SVO					712	15	127
8609999999	Total Cash Equivalents					30,545,507	15	40,805

E14