



HEALTH QUARTERLY STATEMENT

AS OF JUNE 30, 2022
OF THE CONDITION AND AFFAIRS OF THE

AMH Health, LLC

NAIC Group Code 0671 (Current) (Prior) NAIC Company Code 16553 Employer's ID Number 83-2435050

Organized under the Laws of Maine, State of Domicile or Port of Entry ME

Country of Domicile United States of America

Licensed as business type: Health Maintenance Organization

Is HMO Federally Qualified? Yes [] No [X]

Incorporated/Organized 11/02/2018 Commenced Business 04/12/2019

Statutory Home Office 2 Gannett Drive (Street and Number) South Portland, ME, US 04106 (City or Town, State, Country and Zip Code)

Main Administrative Office 4425 Corporation Lane (Street and Number) Virginia Beach, VA, US 23462 (City or Town, State, Country and Zip Code) 757-473-2737 (Area Code) (Telephone Number)

Mail Address 4425 Corporation Lane (Street and Number or P.O. Box) Virginia Beach, VA, US 23462 (City or Town, State, Country and Zip Code)

Primary Location of Books and Records 220 Virginia Avenue (Street and Number) Indianapolis, IN, US 46204 (City or Town, State, Country and Zip Code) 317-488-6000 (Area Code) (Telephone Number)

Internet Website Address www.elevancehealth.com

Statutory Statement Contact Leigh Barrett (Name) 317-432-6988 (Area Code) (Telephone Number) leigh.barrett@elevancehealth.com (E-mail Address) 317-488-6200 (FAX Number)

OFFICERS

President and Chairperson Raul Guillermo Smith Treasurer Vincent Edward Scher
Secretary Kathleen Susan Kiefer Assistant Treasurer Eric Kenneth Noble

OTHER

DIRECTORS OR TRUSTEES

Aleksey Furman Maria Lourdes Rivas # Scott Douglas Mills
Francis George McGinty Raul Guillermo Smith Albert Gratton Swallow
David Earl Warren

State of Indiana SS:
County of Johnson

The officers of this reporting entity being duly sworn, each depose and say that they are the described officers of said reporting entity, and that on the reporting period stated above, all of the herein described assets were the absolute property of the said reporting entity, free and clear from any liens or claims thereon, except as herein stated, and that this statement, together with related exhibits, schedules and explanations therein contained, annexed or referred to, is a full and true statement of all the assets and liabilities and of the condition and affairs of the said reporting entity as of the reporting period stated above, and of its income and deductions therefrom for the period ended, and have been completed in accordance with the NAIC Annual Statement Instructions and Accounting Practices and Procedures manual except to the extent that: (1) state law may differ; or, (2) that state rules or regulations require differences in reporting not related to accounting practices and procedures, according to the best of their information, knowledge and belief, respectively. Furthermore, the scope of this attestation by the described officers also includes the related corresponding electronic filing with the NAIC, when required, that is an exact copy (except for formatting differences due to electronic filing) of the enclosed statement. The electronic filing may be requested by various regulators in lieu of or in addition to the enclosed statement.

DocuSigned by:

Smith, Raul Guillermo
739A3E4C5BB8409...

Raul Guillermo Smith
President

DocuSigned by:

Kathleen Kiefer
34259124741844A...

Kathleen Susan Kiefer
Secretary

DocuSigned by:

Vincent E. Scher
A85A33722D4143E...

Vincent Edward Scher
Treasurer

Subscribed and sworn to before me this 26th day of July 2022

Rita F. Gentry

Rita F. Gentry
Executive Assistant
1/17/2029

a. Is this an original filing? Yes [X] No []

- b. If no,
1. State the amendment number.....
2. Date filed
3. Number of pages attached.....

Rita F. Gentry
Notary Public
SEAL
Johnson County, State of Indiana
My Commission Expires January 17, 2029
Commission No: NP0641321

STATEMENT AS OF JUNE 30, 2022 OF THE AMH Health, LLC

ASSETS

	Current Statement Date			4 December 31 Prior Year Net Admitted Assets
	1 Assets	2 Nonadmitted Assets	3 Net Admitted Assets (Cols. 1 - 2)	
1. Bonds	25,217,815		25,217,815	27,016,024
2. Stocks:				
2.1 Preferred stocks			0	0
2.2 Common stocks	5,940,583		5,940,583	3,936,356
3. Mortgage loans on real estate:				
3.1 First liens			0	0
3.2 Other than first liens			0	0
4. Real estate:				
4.1 Properties occupied by the company (less \$ encumbrances)			0	0
4.2 Properties held for the production of income (less \$ encumbrances)			0	0
4.3 Properties held for sale (less \$ encumbrances)			0	0
5. Cash (\$48,958,759), cash equivalents (\$) and short-term investments (\$)	48,958,759		48,958,759	69,499,398
6. Contract loans (including \$ premium notes)			0	0
7. Derivatives			0	0
8. Other invested assets			0	0
9. Receivables for securities			0	0
10. Securities lending reinvested collateral assets	176,895		176,895	1,561,239
11. Aggregate write-ins for invested assets	0	0	0	0
12. Subtotals, cash and invested assets (Lines 1 to 11)	80,294,052	0	80,294,052	102,013,017
13. Title plants less \$ charged off (for Title insurers only)			0	0
14. Investment income due and accrued	6,386		6,386	7,210
15. Premiums and considerations:				
15.1 Uncollected premiums and agents' balances in the course of collection	473,191	28,960	444,231	143,480
15.2 Deferred premiums, agents' balances and installments booked but deferred and not yet due (including \$ earned but unbilled premiums)			0	0
15.3 Accrued retrospective premiums (\$) and contracts subject to redetermination (\$8,203,440)	8,203,440		8,203,440	4,378,372
16. Reinsurance:				
16.1 Amounts recoverable from reinsurers			0	0
16.2 Funds held by or deposited with reinsured companies			0	0
16.3 Other amounts receivable under reinsurance contracts			0	0
17. Amounts receivable relating to uninsured plans	4,237,147		4,237,147	3,446,916
18.1 Current federal and foreign income tax recoverable and interest thereon	465,757		465,757	465,757
18.2 Net deferred tax asset			0	232,786
19. Guaranty funds receivable or on deposit			0	0
20. Electronic data processing equipment and software			0	0
21. Furniture and equipment, including health care delivery assets (\$)			0	0
22. Net adjustment in assets and liabilities due to foreign exchange rates			0	0
23. Receivables from parent, subsidiaries and affiliates			0	0
24. Health care (\$2,959,999) and other amounts receivable	3,208,684	248,685	2,959,999	2,125,937
25. Aggregate write-ins for other than invested assets	4,626,827	2,851,504	1,775,323	969,934
26. Total assets excluding Separate Accounts, Segregated Accounts and Protected Cell Accounts (Lines 12 to 25)	101,515,484	3,129,149	98,386,335	113,783,409
27. From Separate Accounts, Segregated Accounts and Protected Cell Accounts			0	0
28. Total (Lines 26 and 27)	101,515,484	3,129,149	98,386,335	113,783,409
DETAILS OF WRITE-INS				
1101.				
1102.				
1103.				
1198. Summary of remaining write-ins for Line 11 from overflow page	0	0	0	0
1199. Totals (Lines 1101 through 1103 plus 1198)(Line 11 above)	0	0	0	0
2501. State income tax recoverable	1,775,323		1,775,323	969,934
2502. Prepaid expenses	2,851,504	2,851,504	0	0
2503.				
2598. Summary of remaining write-ins for Line 25 from overflow page	0	0	0	0
2599. Totals (Lines 2501 through 2503 plus 2598)(Line 25 above)	4,626,827	2,851,504	1,775,323	969,934

STATEMENT AS OF JUNE 30, 2022 OF THE AMH Health, LLC

LIABILITIES, CAPITAL AND SURPLUS

	Current Period			Prior Year
	1 Covered	2 Uncovered	3 Total	4 Total
1. Claims unpaid (less \$ reinsurance ceded)	30,265,738		30,265,738	25,907,920
2. Accrued medical incentive pool and bonus amounts	141,091		141,091	350,039
3. Unpaid claims adjustment expenses	498,831		498,831	500,564
4. Aggregate health policy reserves, including the liability of \$0 for medical loss ratio rebate per the Public Health Service Act	5,878,104		5,878,104	1,235,861
5. Aggregate life policy reserves			0	0
6. Property/casualty unearned premium reserve			0	0
7. Aggregate health claim reserves			0	0
8. Premiums received in advance	9,262		9,262	11,057
9. General expenses due or accrued	7,181		7,181	4,180
10.1 Current federal and foreign income tax payable and interest thereon (including \$ on realized gains (losses))			0	0
10.2 Net deferred tax liability			0	0
11. Ceded reinsurance premiums payable			0	0
12. Amounts withheld or retained for the account of others	56,224		56,224	77,608
13. Remittances and items not allocated	3,289,100		3,289,100	93,429
14. Borrowed money (including \$ current) and interest thereon \$ (including \$ current)			0	0
15. Amounts due to parent, subsidiaries and affiliates	22,495,904		22,495,904	53,094,668
16. Derivatives			0	0
17. Payable for securities			0	0
18. Payable for securities lending	176,895		176,895	1,561,239
19. Funds held under reinsurance treaties (with \$ authorized reinsurers, \$ unauthorized reinsurers and \$ certified reinsurers)			0	0
20. Reinsurance in unauthorized and certified (\$) companies			0	0
21. Net adjustments in assets and liabilities due to foreign exchange rates			0	0
22. Liability for amounts held under uninsured plans	7,935,573		7,935,573	48,502
23. Aggregate write-ins for other liabilities (including \$559,237 current)	559,237	0	559,237	156,637
24. Total liabilities (Lines 1 to 23)	71,313,140	0	71,313,140	83,041,704
25. Aggregate write-ins for special surplus funds	XXX	XXX	0	0
26. Common capital stock	XXX	XXX		
27. Preferred capital stock	XXX	XXX		
28. Gross paid in and contributed surplus	XXX	XXX	51,002,000	39,002,000
29. Surplus notes	XXX	XXX		
30. Aggregate write-ins for other than special surplus funds	XXX	XXX	0	0
31. Unassigned funds (surplus)	XXX	XXX	(23,928,805)	(8,260,295)
32. Less treasury stock, at cost:				
32.1 shares common (value included in Line 26 \$)	XXX	XXX		
32.2 shares preferred (value included in Line 27 \$)	XXX	XXX		
33. Total capital and surplus (Lines 25 to 31 minus Line 32)	XXX	XXX	27,073,195	30,741,705
34. Total liabilities, capital and surplus (Lines 24 and 33)	XXX	XXX	98,386,335	113,783,409
DETAILS OF WRITE-INS				
2301. Miscellaneous Medicare liabilities	530,062		530,062	143,191
2302. Escheat liability	29,175		29,175	13,446
2303.				
2398. Summary of remaining write-ins for Line 23 from overflow page	0	0	0	0
2399. Totals (Lines 2301 through 2303 plus 2398)(Line 23 above)	559,237	0	559,237	156,637
2501.	XXX	XXX		
2502.	XXX	XXX		
2503.	XXX	XXX		
2598. Summary of remaining write-ins for Line 25 from overflow page	XXX	XXX	0	0
2599. Totals (Lines 2501 through 2503 plus 2598)(Line 25 above)	XXX	XXX	0	0
3001.	XXX	XXX		
3002.	XXX	XXX		
3003.	XXX	XXX		
3098. Summary of remaining write-ins for Line 30 from overflow page	XXX	XXX	0	0
3099. Totals (Lines 3001 through 3003 plus 3098)(Line 30 above)	XXX	XXX	0	0

STATEMENT OF REVENUE AND EXPENSES

	Current Year To Date		Prior Year To Date	Prior Year Ended December 31
	1 Uncovered	2 Total	3 Total	4 Total
1. Member Months	XXX	99,529	76,764	160,585
2. Net premium income (including \$ non-health premium income)	XXX	110,995,431	84,047,054	170,491,948
3. Change in unearned premium reserves and reserve for rate credits	XXX	(791,302)	(258,501)	(1,227,969)
4. Fee-for-service (net of \$ medical expenses)	XXX			
5. Risk revenue	XXX			
6. Aggregate write-ins for other health care related revenues	XXX	0	0	0
7. Aggregate write-ins for other non-health revenues	XXX	0	0	0
8. Total revenues (Lines 2 to 7)	XXX	110,204,129	83,788,553	169,263,979
Hospital and Medical:				
9. Hospital/medical benefits		80,872,677	54,622,080	114,480,733
10. Other professional services		8,433,936	6,712,961	13,994,942
11. Outside referrals				
12. Emergency room and out-of-area		7,455,332	3,785,906	8,178,282
13. Prescription drugs		5,956,815	6,312,947	10,418,480
14. Aggregate write-ins for other hospital and medical	0	0	0	0
15. Incentive pool, withhold adjustments and bonus amounts		857,272	1,531,336	2,406,466
16. Subtotal (Lines 9 to 15)	0	103,576,032	72,965,230	149,478,903
Less:				
17. Net reinsurance recoveries				
18. Total hospital and medical (Lines 16 minus 17)	0	103,576,032	72,965,230	149,478,903
19. Non-health claims (net)				
20. Claims adjustment expenses, including \$ 2,862,277 cost containment expenses		4,606,794	3,950,738	8,378,491
21. General administrative expenses		9,423,028	7,947,456	17,701,718
22. Increase in reserves for life and accident and health contracts (including \$ increase in reserves for life only)		3,850,941		0
23. Total underwriting deductions (Lines 18 through 22)	0	121,456,795	84,863,424	175,559,112
24. Net underwriting gain or (loss) (Lines 8 minus 23)	XXX	(11,252,666)	(1,074,871)	(6,295,133)
25. Net investment income earned		(61,171)	(58,988)	259,088
26. Net realized capital gains (losses) less capital gains tax of \$				152,510
27. Net investment gains (losses) (Lines 25 plus 26)	0	(61,171)	(58,988)	411,598
28. Net gain or (loss) from agents' or premium balances charged off [(amount recovered \$) (amount charged off \$ (10,340))]		(10,340)	(5,948)	(9,987)
29. Aggregate write-ins for other income or expenses	0	23,478	35,946	58,133
30. Net income or (loss) after capital gains tax and before all other federal income taxes (Lines 24 plus 27 plus 28 plus 29)	XXX	(11,300,699)	(1,103,861)	(5,835,389)
31. Federal and foreign income taxes incurred	XXX		(244,948)	(12,344)
32. Net income (loss) (Lines 30 minus 31)	XXX	(11,300,699)	(858,913)	(5,823,045)
DETAILS OF WRITE-INS				
0601.	XXX			
0602.	XXX			
0603.	XXX			
0698. Summary of remaining write-ins for Line 6 from overflow page	XXX	0	0	0
0699. Totals (Lines 0601 through 0603 plus 0698)(Line 6 above)	XXX	0	0	0
0701.	XXX			
0702.	XXX			
0703.	XXX			
0798. Summary of remaining write-ins for Line 7 from overflow page	XXX	0	0	0
0799. Totals (Lines 0701 through 0703 plus 0798)(Line 7 above)	XXX	0	0	0
1401.				
1402.				
1403.				
1498. Summary of remaining write-ins for Line 14 from overflow page	0	0	0	0
1499. Totals (Lines 1401 through 1403 plus 1498)(Line 14 above)	0	0	0	0
2901. Miscellaneous income (expense)		23,478	35,946	58,133
2902.				
2903.				
2998. Summary of remaining write-ins for Line 29 from overflow page	0	0	0	0
2999. Totals (Lines 2901 through 2903 plus 2998)(Line 29 above)	0	23,478	35,946	58,133

STATEMENT OF REVENUE AND EXPENSES (Continued)

	1 Current Year to Date	2 Prior Year to Date	3 Prior Year Ended December 31
CAPITAL AND SURPLUS ACCOUNT			
33. Capital and surplus prior reporting year.....	30,741,705	14,101,828	14,101,828
34. Net income or (loss) from Line 32.....	(11,300,699)	(858,913)	(5,823,045)
35. Change in valuation basis of aggregate policy and claim reserves.....			
36. Change in net unrealized capital gains (losses) less capital gains tax of \$ (28,519)	(1,457,097)	(371,185)	(901,900)
37. Change in net unrealized foreign exchange capital gain or (loss).....			
38. Change in net deferred income tax.....	(261,305)	263,488	(25,232)
39. Change in nonadmitted assets.....	(2,649,409)	916,412	2,390,054
40. Change in unauthorized and certified reinsurance.....	0	0	0
41. Change in treasury stock.....	0	0	0
42. Change in surplus notes.....	0	0	0
43. Cumulative effect of changes in accounting principles.....			
44. Capital Changes:			
44.1 Paid in.....			0
44.2 Transferred from surplus (Stock Dividend).....	0	0	0
44.3 Transferred to surplus.....			
45. Surplus adjustments:			
45.1 Paid in.....	12,000,000	8,000,000	21,000,000
45.2 Transferred to capital (Stock Dividend).....			
45.3 Transferred from capital.....			
46. Dividends to stockholders.....			
47. Aggregate write-ins for gains or (losses) in surplus.....	0	0	0
48. Net change in capital & surplus (Lines 34 to 47).....	(3,668,510)	7,949,802	16,639,877
49. Capital and surplus end of reporting period (Line 33 plus 48)	27,073,195	22,051,630	30,741,705
DETAILS OF WRITE-INS			
4701.			
4702.			
4703.			
4798. Summary of remaining write-ins for Line 47 from overflow page.....	0	0	0
4799. Totals (Lines 4701 through 4703 plus 4798)(Line 47 above)	0	0	0

STATEMENT AS OF JUNE 30, 2022 OF THE AMH Health, LLC

CASH FLOW

	1 Current Year To Date	2 Prior Year To Date	3 Prior Year Ended December 31
Cash from Operations			
1. Premiums collected net of reinsurance	106,898,294	79,852,506	167,028,472
2. Net investment income	249,271	137,919	422,663
3. Miscellaneous income	0	0	0
4. Total (Lines 1 to 3)	107,147,565	79,990,425	167,451,135
5. Benefit and loss related payments	100,346,714	42,988,776	137,091,844
6. Net transfers to Separate Accounts, Segregated Accounts and Protected Cell Accounts			
7. Commissions, expenses paid and aggregate write-ins for deductions	6,919,829	13,727,468	31,035,610
8. Dividends paid to policyholders			
9. Federal and foreign income taxes paid (recovered) net of \$ tax on capital gains (losses)	0	0	0
10. Total (Lines 5 through 9)	107,266,543	56,716,244	168,127,454
11. Net cash from operations (Line 4 minus Line 10)	(118,978)	23,274,181	(676,319)
Cash from Investments			
12. Proceeds from investments sold, matured or repaid:			
12.1 Bonds	0	0	35,126,183
12.2 Stocks	0	0	0
12.3 Mortgage loans	0	0	0
12.4 Real estate	0	0	0
12.5 Other invested assets	0	0	0
12.6 Net gains or (losses) on cash, cash equivalents and short-term investments	0	0	0
12.7 Miscellaneous proceeds	1,384,344	0	0
12.8 Total investment proceeds (Lines 12.1 to 12.7)	1,384,344	0	35,126,183
13. Cost of investments acquired (long-term only):			
13.1 Bonds	0	35,000,695	62,007,200
13.2 Stocks	2,000,000	600,000	2,600,000
13.3 Mortgage loans	0	0	0
13.4 Real estate	0	0	0
13.5 Other invested assets	0	0	0
13.6 Miscellaneous applications	0	0	1,561,239
13.7 Total investments acquired (Lines 13.1 to 13.6)	2,000,000	35,600,695	66,168,439
14. Net increase (or decrease) in contract loans and premium notes	0	0	0
15. Net cash from investments (Line 12.8 minus Line 13.7 and Line 14)	(615,656)	(35,600,695)	(31,042,256)
Cash from Financing and Miscellaneous Sources			
16. Cash provided (applied):			
16.1 Surplus notes, capital notes	0	0	0
16.2 Capital and paid in surplus, less treasury stock	12,000,000	8,000,000	21,000,000
16.3 Borrowed funds	0	0	0
16.4 Net deposits on deposit-type contracts and other insurance liabilities	0	0	0
16.5 Dividends to stockholders	0	0	0
16.6 Other cash provided (applied)	(31,806,005)	(24,920,891)	29,764,041
17. Net cash from financing and miscellaneous sources (Line 16.1 through Line 16.4 minus Line 16.5 plus Line 16.6)	(19,806,005)	(16,920,891)	50,764,041
RECONCILIATION OF CASH, CASH EQUIVALENTS AND SHORT-TERM INVESTMENTS			
18. Net change in cash, cash equivalents and short-term investments (Line 11, plus Lines 15 and 17)	(20,540,639)	(29,247,405)	19,045,466
19. Cash, cash equivalents and short-term investments:			
19.1 Beginning of year	69,499,398	50,453,932	50,453,932
19.2 End of period (Line 18 plus Line 19.1)	48,958,759	21,206,527	69,499,398

Note: Supplemental disclosures of cash flow information for non-cash transactions:

--	--	--	--

EXHIBIT OF PREMIUMS, ENROLLMENT AND UTILIZATION

	1 Total	Comprehensive (Hospital & Medical)		4 Medicare Supplement	5 Vision Only	6 Dental Only	7 Federal Employees Health Benefit Plan	8 Title XVIII Medicare	9 Title XIX Medicaid	10 Other
		2 Individual	3 Group							
Total Members at end of:										
1. Prior Year	14,152	0	0	0	0	0	0	14,152	0	0
2. First Quarter	16,557	0	0	0	0	0	0	16,557	0	0
3. Second Quarter	16,854							16,854		
4. Third Quarter	0									
5. Current Year	0									
6. Current Year Member Months	99,529							99,529		
Total Member Ambulatory Encounters for Period:										
7. Physician	118,919							118,919		
8. Non-Physician	203,538							203,538		
9. Total	322,457	0	0	0	0	0	0	322,457	0	0
10. Hospital Patient Days Incurred	15,298							15,298		
11. Number of Inpatient Admissions	1,797							1,797		
12. Health Premiums Written (a)	110,995,431							110,995,431		
13. Life Premiums Direct	0									
14. Property/Casualty Premiums Written	0									
15. Health Premiums Earned	110,204,129							110,204,129		
16. Property/Casualty Premiums Earned	0									
17. Amount Paid for Provision of Health Care Services.....	99,427,162							99,427,162		
18. Amount Incurred for Provision of Health Care Services	103,576,032							103,576,032		

(a) For health premiums written: amount of Medicare Title XVIII exempt from state taxes or fees \$110,995,431

UNDERWRITING AND INVESTMENT EXHIBIT

ANALYSIS OF CLAIMS UNPAID - PRIOR YEAR - NET OF REINSURANCE

Line of Business	Claims Paid Year to Date		Liability End of Current Quarter		5 Claims Incurred in Prior Years (Columns 1 + 3)	6 Estimated Claim Reserve and Claim Liability December 31 of Prior Year
	1 On Claims Incurred Prior to January 1 of Current Year	2 On Claims Incurred During the Year	3 On Claims Unpaid Dec. 31 of Prior Year	4 On Claims Incurred During the Year		
1. Comprehensive (hospital and medical)	0	0	0	0	0	0
2. Medicare Supplement	0	0	0	0	0	0
3. Dental Only	0	0	0	0	0	0
4. Vision Only	0	0	0	0	0	0
5. Federal Employees Health Benefits Plan	0	0	0	0	0	0
6. Title XVIII - Medicare	22,477,852	79,057,500	4,383,552	25,882,186	26,861,404	25,907,920
7. Title XIX - Medicaid	0	0	0	0	0	0
8. Other health	0	0	0	0	0	0
9. Health subtotal (Lines 1 to 8)	22,477,852	79,057,500	4,383,552	25,882,186	26,861,404	25,907,920
10. Healthcare receivables (a)	6,025	3,168,385	0	0	6,025	0
11. Other non-health	0	0	0	0	0	0
12. Medical incentive pools and bonus amounts	494,192	572,028	100,654	40,437	594,846	350,039
13. Totals (Lines 9-10+11+12)	22,966,019	76,461,143	4,484,206	25,922,623	27,450,225	26,257,959

(a) Excludes \$ 34,274 loans or advances to providers not yet expensed.

STATEMENT AS OF June 30, 2022 OF THE AMH Health, LLC.

NOTES TO FINANCIAL STATEMENTS

For the purposes of the quarterly interim financial information, it is presumed that the users of the interim financial information have read or have access to the Annual Statement as of December 31, 2021. This presentation addresses only significant events occurring since the last Annual Statement.

1. Summary of Significant Accounting Policies and Going Concern

A. Accounting Practices

The accompanying financial statements of AMH Health, LLC (the “Company”) have been prepared in conformity with the National Association of Insurance Commissioners’ (“NAIC”) *Annual Statement Instructions* and in accordance with accounting practices prescribed by the NAIC *Accounting Practices and Procedures Manual* (“NAIC SAP”), subject to any deviations prescribed or permitted by the Bureau.

A reconciliation of the Company’s net income and capital and surplus between NAIC SAP and practices prescribed and permitted by the Bureau is shown below:

	SSAP #	F/S Page	F/S Line #	June 30, 2022	December 31, 2021
Net Income					
(1) AMH Health, LLC. state basis (Page 4, Line 32, Columns 2 & 4)	XXX	XXX	XXX	\$ (11,300,699)	\$ (5,823,045)
(2) State Prescribed Practices that is an increase/(decrease) from NAIC SAP:				—	—
(3) State Permitted Practices that is an increase/(decrease) from NAIC SAP:				—	—
(4) NAIC SAP (1-2-3=4)	XXX	XXX	XXX	\$ (11,300,699)	\$ (5,823,045)
Surplus					
(5) AMH Health, LLC. state basis (Page 3, Line 33, Columns 3 & 4)	XXX	XXX	XXX	\$ 27,073,195	\$ 30,741,705
(6) State Prescribed Practices that is an increase/(decrease) from NAIC SAP:				—	—
(7) State Permitted Practices that is an increase/(decrease) from NAIC SAP:				—	—
(8) NAIC SAP (5-6-7=8)	XXX	XXX	XXX	\$ 27,073,195	\$ 30,741,705

B. Use of Estimates in the Preparation of the Financial Statements

No significant change.

C. Accounting Policies

(1) No significant change.

NOTES TO FINANCIAL STATEMENTS

- (2) Investment grade bonds not backed by other loans are stated at amortized cost, with amortization calculated based on the modified scientific method, using lower of yield to call or yield to maturity. Non-investment grade bonds are stated at the lower of amortized cost or fair value as determined by various third-party pricing sources.

The Company holds 17 SVO-Identified bond exchange trade funds (“ETFs”) reported as bonds on Schedule D-1 in which the Company has made an irrevocable decision to report at systematic value. Systematic valuation has been consistently applied to these ETFs held at June 30, 2022 and previous periods.

- (3) - (5) No significant change.

- (6) Loan-backed securities are stated at amortized cost. Pre-payment assumptions for loan-backed securities and structured securities were obtained from broker-dealer survey values or internal estimates. These assumptions are consistent with the current interest rate and economic environment. The retrospective adjustment method is used to value all loan-backed securities. Non-investment grade loan-backed securities are stated at the lower of amortized cost or fair value.

- (7) - (13) No significant change.

D. Going Concern

Not applicable.

2. Accounting Changes and Corrections of Errors

Not applicable.

3. Business Combinations and Goodwill

Not applicable.

4. Discontinued Operations

Not applicable.

5. Investments

A. - C.

Not applicable.

D. Loan-Backed Securities

- (1) The Company did not have loan-backed securities at June 30, 2022.
(2) The Company did not recognize other-than-temporary impairments (“OTTI”) on its loan-backed securities during the six months ended June 30, 2022.
(3) The Company did not hold OTTI on its loan-backed securities at June 30, 2022.
(4) The Company had no impaired loan-backed securities for which an OTTI had not been recognized in earnings at June 30, 2022.
(5) The Company had no impaired loan-backed securities at June 30, 2022.

NOTES TO FINANCIAL STATEMENTS

E. Dollar Repurchase Agreements and/or Securities Lending Transactions

- (1) Not applicable.
- (2) No significant change.
- (3) Collateral Received
 - a. No significant change.
 - b. The fair value of that collateral and of the portion of that collateral that it has sold or repledged \$ 176,895
 - c. No significant change.
- (4) Not applicable.
- (5) No significant change.
- (6) Not applicable.
- (7) Not applicable.

F. Repurchase Agreements Transactions Accounted for as Secured Borrowing

The Company did not enter into repurchase agreement transactions accounted for as secured borrowing at June 30, 2022.

G. Reverse Repurchase Agreements Transactions Accounted for as Secured Borrowing

The Company did not enter into reverse repurchase agreement transactions accounted for as a secured borrowing at June 30, 2022.

H. Repurchase Agreements Transactions Accounted for as a Sale

The Company did not enter into repurchase agreement transactions accounted for as a sale at June 30, 2022.

I. Reverse Repurchase Agreements Transactions Accounted for as a Sale

The Company did not enter into reverse repurchase agreement transactions accounted for as a sale at June 30, 2022.

J. Real Estate

Not applicable.

K. Investments in Low-Income Housing Tax Credits

Not applicable.

L. Restricted Assets

No significant change.

M. Working Capital Finance Investments

Not applicable.

N. Offsetting and Netting of Assets and Liabilities

The Company had no netted assets and liabilities at June 30, 2022.

O. 5GI Securities

The Company has no 5GI Securities as of June 30, 2022.

STATEMENT AS OF June 30, 2022 OF THE AMH Health, LLC.
NOTES TO FINANCIAL STATEMENTS

P. Short Sales

The Company did not have any short sales at June 30, 2022.

Q. Prepayment Penalty and Acceleration Fees

The Company did not have any prepayment penalty or acceleration fees at June 30, 2022.

R. Reporting Entity's Share of Cash Pool by Asset Type

The Company did not participate in a cash pool at June 30, 2022.

6. Joint Ventures, Partnerships and Limited Liability Companies

Not applicable.

7. Investment Income

No significant change.

8. Derivative Instruments

Not applicable.

9. Income Taxes

No significant change.

10. Information Concerning Parent, Subsidiaries, Affiliates and Other Related Parties

A. Nature of the Relationship

The Company is a wholly-owned subsidiary of Elevance Health, Inc. (“Elevance Health”), a publicly traded company. Elevance Health changed its name from Anthem, Inc. on June 27, 2022, following approval of its shareholders.

B. Significant Transactions for the Period

On June 29, 2022, the Company’s parent company, Elevance Health, Inc., authorized and paid a capital contribution to the Company in the amount of \$6,000,000.

The Company received a capital contribution of \$6,000,000 from MaineHealth on June 28, 2022.

The Company paid an additional capital contribution of \$2,000,000 to AMH Health Plans of Maine, Inc. on June 28, 2022.

C. Transactions with Related Parties who are not Reported on Schedule Y

No significant change.

D. Amounts Due to or from Related Parties

At June 30, 2022, the Company reported no amounts due from affiliates and \$22,495,904 due to affiliates. The payable balance represents intercompany transactions that will be settled in accordance with the settlement terms of the intercompany agreement.

STATEMENT AS OF June 30, 2022 OF THE AMH Health, LLC.
NOTES TO FINANCIAL STATEMENTS

E. - O.

No significant change.

11. Debt

Not applicable.

12. Retirement Plans, Deferred Compensation, Postemployment Benefits and Compensated Absences and Other Postretirement Benefit Plans

A. Defined Benefit Plan

Not applicable.

B. Not applicable.

C. Not applicable.

D. Not applicable.

E. Defined Contribution Plans

Not applicable.

F. Multiemployer Plans

The Company does not participate in a multiemployer plan.

G. Consolidated/Holding Company Plans

No significant change.

H. Post Employment Benefits and Compensated Absences

Not applicable.

I. Impact of Medicare Modernization Act on Postretirement Benefits (INT 04-17)

Not applicable.

13. Capital and Surplus, Shareholders' Dividend Restrictions and Quasi-Reorganizations

No significant change.

14. Liabilities, Contingencies and Assessments

No significant change.

15. Leases

Not applicable.

16. Information About Financial Instruments With Off-Balance Sheet Risk and Financial Instruments With Concentrations of Credit Risk

Not applicable.

NOTES TO FINANCIAL STATEMENTS

17. Sale, Transfer and Servicing of Financial Assets and Extinguishments of Liabilities

A. Transfers of Receivables Reported as Sales

Not applicable.

B. Transfer and Servicing of Financial Assets

(1) The Company participates in a securities lending program whereby marketable securities in its investment portfolio are transferred to independent brokers or dealers. At June 30, 2022 the fair value of securities loaned was \$162,011 and the carrying value of securities loaned was \$173,320.

(2) - (7) Not applicable.

C. Wash Sales

(1) In the course of the Company's asset management, securities may be sold and reacquired within 30 days of the sale date to enhance the yield on the investments.

(2) At June 30, 2022, there were no wash sales involving securities with an NAIC designation of 3 or below or unrated.

18. Gain or Loss to the Reporting Entity from Uninsured Plans and the Uninsured Portion of Partially Insured Plans

A. Administrative Services Only Plans

Not applicable.

B. Administrative Services Contract Plans

Not applicable.

C. Medicare or Other Similarly Structured Cost-Based Reimbursement Contract

Not applicable.

19. Direct Premium Written/Produced by Managing General Agents/Third Party Administrators

Not applicable.

STATEMENT AS OF June 30, 2022 OF THE AMH Health, LLC.
NOTES TO FINANCIAL STATEMENTS

20. Fair Value Measurements

A.

(1) Fair Value Measurement at Reporting Date

Description for each class of asset or liability	(Level 1)	(Level 2)	(Level 3)	Net Asset Value (NAV)	Total
Common stock					
Industrial and misc	\$ 1,354,039	\$ —	\$ —	\$ —	\$ 1,354,039
Total common stocks	\$ 1,354,039	\$ —	\$ —	\$ —	\$ 1,354,039
Total assets at fair value/NAV	<u>\$ 1,354,039</u>	<u>\$ —</u>	<u>\$ —</u>	<u>\$ —</u>	<u>\$ 1,354,039</u>

(2) There are no investments in Level 3 as of June 30, 2022.

(3) The Company's policy is to recognize transfers between Levels, if any, as of the beginning of the reporting period.

(4) Fair values of bonds are based on quoted market prices, where available. These fair values are obtained primarily from third party pricing services, which generally use Level 1 or Level 2 inputs, for the determination of fair value to facilitate fair value measurements and disclosures. Level 2 securities primarily include United States government securities, corporate securities, securities from states, municipalities and political subdivisions, mortgage-backed securities and certain other asset-backed securities. For securities not actively traded, the pricing services may use quoted market prices of comparable instruments or discounted cash flow analyses, incorporating inputs that are currently observable in the markets for similar securities. Inputs that are often used in the valuation methodologies include, but are not limited to, broker quotes, benchmark yields, credit spreads, default rates and prepayment speeds. The Company has controls in place to review the pricing services' qualifications and procedures used to determine fair values. In addition, the Company periodically reviews the pricing services' pricing methodologies, data sources and pricing inputs to ensure the fair values obtained are reasonable.

Certain bonds, primarily corporate debt securities, are designated Level 3. For these securities, the valuation methodologies may incorporate broker quotes or discounted cash flow analyses using assumptions for inputs such as expected cash flows, benchmark yields, credit spreads, default rates and prepayment speeds that are not observable in the markets.

There have been no significant changes in the valuation techniques during the current period.

B. Fair Value Measurements Under Other Accounting Pronouncements

Not applicable.

STATEMENT AS OF June 30, 2022 OF THE AMH Health, LLC.
NOTES TO FINANCIAL STATEMENTS

C. Financial Instruments

Type of Financial Instrument	Aggregate Fair Value	Admitted Assets	(Level 1)	(Level 2)	(Level 3)	Net Asset Value ("NAV")	Not Practicable (Carrying Value)
Bonds	\$ 23,510,957	\$25,217,815	\$23,399,451	\$ 111,506	\$ —	\$ —	\$ —
Common stock	1,354,039	1,354,039	1,354,039	—	—	—	—
Securities lending collateral asset	176,895	176,895	—	176,895	—	—	—

D. Not Practicable to Estimate Fair Value

There are no financial instruments that were not practicable to estimate at fair value.

E. Investments Measured at Net Asset Value

The Company has no investments measured at net asset value.

21. Other Items

No significant change.

22. Events Subsequent

Subsequent events have been considered through August 11, 2022 for the statutory statement issued on August 12, 2022. There were no events occurring subsequent to June 30, 2022 requiring recognition or disclosure.

23. Reinsurance

Not applicable.

STATEMENT AS OF June 30, 2022 OF THE AMH Health, LLC.
NOTES TO FINANCIAL STATEMENTS

24. Retrospectively Rated Contracts & Contracts Subject to Redetermination

A. - D.

No significant change.

E. Risk Sharing Provisions of the Affordable Care Act ("ACA")

- (1) Did the reporting entity write accident and health insurance premium that is subject to the Affordable Care Act risk sharing provisions (YES/NO)? No

- (2) Impact of Risk-Sharing Provisions of the Affordable Care Act on Admitted Assets, Liabilities and Revenue for the Current Year.

Not applicable.

- (3) Roll-forward of prior year ACA risk-sharing provisions for the following asset (gross of any nonadmission) and liability balances, along with the reasons for adjustments to prior year balance.

Not applicable.

- (4) Roll-forward of Risk Corridors Asset and Liability Balances by Program Benefit Year.

Not applicable.

- (5) ACA Risk Corridors Receivable as of Reporting Date.

Not applicable.

25. Change in Incurred Claims and Claim Adjustment Expenses

- A.** The estimated cost of claims and claim adjustment expense attributable to insured events of prior years increased by \$1,784,185 during 2022. This is approximately 6.7% of unpaid claims and claim adjustment expenses of \$26,758,523 as of December 31, 2021. The deficiency reflects the increases in estimated claims and claims adjustment expenses as a result of claims payment during the year, and as additional information is received regarding claims incurred prior to 2022. Recent claim development trends are also taken into account in evaluating the overall adequacy of unpaid claims and unpaid claim adjustment expense.

- B.** There were no significant changes in methodologies and assumptions used in calculating the liability for unpaid losses and loss adjustment expenses.

26. Intercompany Pooling Arrangements

Not applicable.

27. Structured Settlements

Not applicable.

28. Health Care Receivables

No significant change.

29. Participating Policies

Not applicable.

STATEMENT AS OF June 30, 2022 OF THE AMH Health, LLC.
NOTES TO FINANCIAL STATEMENTS

30. Premium Deficiency Reserves

1. Liability carried for premium deficiency reserves	\$	<u>3,850,941</u>
2. Date of the most recent evaluation of this liability		<u>June 30, 2022</u>
3. Was anticipated investment income utilized in the calculation?	Yes	<u>No</u> <u>X</u>

31. Anticipated Salvage and Subrogation

Not applicable.

GENERAL INTERROGATORIES

PART 1 - COMMON INTERROGATORIES

GENERAL

- 1.1 Did the reporting entity experience any material transactions requiring the filing of Disclosure of Material Transactions with the State of Domicile, as required by the Model Act? Yes [] No [X]
- 1.2 If yes, has the report been filed with the domiciliary state? Yes [] No []
- 2.1 Has any change been made during the year of this statement in the charter, by-laws, articles of incorporation, or deed of settlement of the reporting entity? Yes [] No [X]
- 2.2 If yes, date of change:
- 3.1 Is the reporting entity a member of an Insurance Holding Company System consisting of two or more affiliated persons, one or more of which is an insurer? Yes [X] No []
If yes, complete Schedule Y, Parts 1 and 1A.
- 3.2 Have there been any substantial changes in the organizational chart since the prior quarter end? Yes [] No [X]
- 3.3 If the response to 3.2 is yes, provide a brief description of those changes.
- 3.4 Is the reporting entity publicly traded or a member of a publicly traded group? Yes [X] No []
- 3.5 If the response to 3.4 is yes, provide the CIK (Central Index Key) code issued by the SEC for the entity/group. 0001156039
- 4.1 Has the reporting entity been a party to a merger or consolidation during the period covered by this statement? Yes [] No [X]
- 4.2 If yes, provide the name of the entity, NAIC Company Code, and state of domicile (use two letter state abbreviation) for any entity that has ceased to exist as a result of the merger or consolidation.

1	2	3
Name of Entity	NAIC Company Code	State of Domicile

5. If the reporting entity is subject to a management agreement, including third-party administrator(s), managing general agent(s), attorney-in-fact, or similar agreement, have there been any significant changes regarding the terms of the agreement or principals involved? Yes [] No [X] N/A []
If yes, attach an explanation.
- 6.1 State as of what date the latest financial examination of the reporting entity was made or is being made.
- 6.2 State the as of date that the latest financial examination report became available from either the state of domicile or the reporting entity. This date should be the date of the examined balance sheet and not the date the report was completed or released.
- 6.3 State as of what date the latest financial examination report became available to other states or the public from either the state of domicile or the reporting entity. This is the release date or completion date of the examination report and not the date of the examination (balance sheet date).
- 6.4 By what department or departments?
- 6.5 Have all financial statement adjustments within the latest financial examination report been accounted for in a subsequent financial statement filed with Departments? Yes [] No [] N/A [X]
- 6.6 Have all of the recommendations within the latest financial examination report been complied with? Yes [] No [] N/A [X]
- 7.1 Has this reporting entity had any Certificates of Authority, licenses or registrations (including corporate registration, if applicable) suspended or revoked by any governmental entity during the reporting period? Yes [] No [X]
- 7.2 If yes, give full information:
- 8.1 Is the company a subsidiary of a bank holding company regulated by the Federal Reserve Board? Yes [] No [X]
- 8.2 If response to 8.1 is yes, please identify the name of the bank holding company.
- 8.3 Is the company affiliated with one or more banks, thrifts or securities firms? Yes [] No [X]
- 8.4 If response to 8.3 is yes, please provide below the names and location (city and state of the main office) of any affiliates regulated by a federal regulatory services agency [i.e. the Federal Reserve Board (FRB), the Office of the Comptroller of the Currency (OCC), the Federal Deposit Insurance Corporation (FDIC) and the Securities Exchange Commission (SEC)] and identify the affiliate's primary federal regulator.

1	2	3	4	5	6
Affiliate Name	Location (City, State)	FRB	OCC	FDIC	SEC

GENERAL INTERROGATORIES

- 9.1 Are the senior officers (principal executive officer, principal financial officer, principal accounting officer or controller, or persons performing similar functions) of the reporting entity subject to a code of ethics, which includes the following standards? Yes No
 (a) Honest and ethical conduct, including the ethical handling of actual or apparent conflicts of interest between personal and professional relationships;
 (b) Full, fair, accurate, timely and understandable disclosure in the periodic reports required to be filed by the reporting entity;
 (c) Compliance with applicable governmental laws, rules and regulations;
 (d) The prompt internal reporting of violations to an appropriate person or persons identified in the code; and
 (e) Accountability for adherence to the code.
- 9.11 If the response to 9.1 is No, please explain:
- 9.2 Has the code of ethics for senior managers been amended? Yes No
 9.21 If the response to 9.2 is Yes, provide information related to amendment(s).
 Code amended to reflect name change from Anthem to Elevance Health.
- 9.3 Have any provisions of the code of ethics been waived for any of the specified officers? Yes No
 9.31 If the response to 9.3 is Yes, provide the nature of any waiver(s).

FINANCIAL

- 10.1 Does the reporting entity report any amounts due from parent, subsidiaries or affiliates on Page 2 of this statement? Yes No
 10.2 If yes, indicate any amounts receivable from parent included in the Page 2 amount: \$0

INVESTMENT

- 11.1 Were any of the stocks, bonds, or other assets of the reporting entity loaned, placed under option agreement, or otherwise made available for use by another person? (Exclude securities under securities lending agreements.) Yes No
 11.2 If yes, give full and complete information relating thereto:
12. Amount of real estate and mortgages held in other invested assets in Schedule BA: \$0
 13. Amount of real estate and mortgages held in short-term investments: \$0
- 14.1 Does the reporting entity have any investments in parent, subsidiaries and affiliates? Yes No
 14.2 If yes, please complete the following:
- | | 1
Prior Year-End
Book/Adjusted
Carrying Value | 2
Current Quarter
Book/Adjusted
Carrying Value |
|---|--|---|
| 14.21 Bonds | \$0 | \$0 |
| 14.22 Preferred Stock | \$0 | \$0 |
| 14.23 Common Stock | \$3,936,356 | \$4,586,544 |
| 14.24 Short-Term Investments | \$0 | \$0 |
| 14.25 Mortgage Loans on Real Estate | \$0 | \$0 |
| 14.26 All Other | \$0 | \$0 |
| 14.27 Total Investment in Parent, Subsidiaries and Affiliates (Subtotal Lines 14.21 to 14.26) | \$3,936,356 | \$4,586,544 |
| 14.28 Total Investment in Parent included in Lines 14.21 to 14.26 above | \$0 | \$0 |
- 15.1 Has the reporting entity entered into any hedging transactions reported on Schedule DB? Yes No
 15.2 If yes, has a comprehensive description of the hedging program been made available to the domiciliary state? Yes No N/A
 If no, attach a description with this statement.
16. For the reporting entity's security lending program, state the amount of the following as of the current statement date:
- 16.1 Total fair value of reinvested collateral assets reported on Schedule DL, Parts 1 and 2 \$176,895
 16.2 Total book adjusted/carrying value of reinvested collateral assets reported on Schedule DL, Parts 1 and 2 \$176,895
 16.3 Total payable for securities lending reported on the liability page. \$176,895

STATEMENT AS OF JUNE 30, 2022 OF THE AMH Health, LLC

GENERAL INTERROGATORIES

17. Excluding items in Schedule E - Part 3 - Special Deposits, real estate, mortgage loans and investments held physically in the reporting entity's offices, vaults or safety deposit boxes, were all stocks, bonds and other securities, owned throughout the current year held pursuant to a custodial agreement with a qualified bank or trust company in accordance with Section 1, III - General Examination Considerations, F. Outsourcing of Critical Functions, Custodial or Safekeeping Agreements of the NAIC Financial Condition Examiners Handbook? Yes [X] No []
- 17.1 For all agreements that comply with the requirements of the NAIC Financial Condition Examiners Handbook, complete the following:

1 Name of Custodian(s)	2 Custodian Address
JP Morgan Chase Bank, N.A	383 Madison Ave, New York, NY 10179

- 17.2 For all agreements that do not comply with the requirements of the NAIC Financial Condition Examiners Handbook, provide the name, location and a complete explanation:

1 Name(s)	2 Location(s)	3 Complete Explanation(s)
.....

- 17.3 Have there been any changes, including name changes, in the custodian(s) identified in 17.1 during the current quarter? Yes [] No [X]
- 17.4 If yes, give full information relating thereto:

1 Old Custodian	2 New Custodian	3 Date of Change	4 Reason
.....

- 17.5 Investment management – Identify all investment advisors, investment managers, broker/dealers, including individuals that have the authority to make investment decisions on behalf of the reporting entity. For assets that are managed internally by employees of the reporting entity, note as such. ["...that have access to the investment accounts"; "...handle securities"]

1 Name of Firm or Individual	2 Affiliation
Elevance Health, Inc.	I.....
Loomis, Sayles & Company, LP	U.....

- 17.5097 For those firms/individuals listed in the table for Question 17.5, do any firms/individuals unaffiliated with the reporting entity (i.e. designated with a "U") manage more than 10% of the reporting entity's invested assets? Yes [] No [X]

- 17.5098 For firms/individuals unaffiliated with the reporting entity (i.e. designated with a "U") listed in the table for Question 17.5, does the total assets under management aggregate to more than 50% of the reporting entity's invested assets? Yes [] No [X]

- 17.6 For those firms or individuals listed in the table for 17.5 with an affiliation code of "A" (affiliated) or "U" (unaffiliated), provide the information for the table below.

1 Central Registration Depository Number	2 Name of Firm or Individual	3 Legal Entity Identifier (LEI)	4 Registered With	5 Investment Management Agreement (IMA) Filed
105377	Loomis, Sayles & Company, LP	J1ZPN2RX3UMNOYID1313	Securities Exchange Commission	NO.....

- 18.1 Have all the filing requirements of the Purposes and Procedures Manual of the NAIC Investment Analysis Office been followed? Yes [X] No []
- 18.2 If no, list exceptions:

19. By self-designating 5GI securities, the reporting entity is certifying the following elements for each self-designated 5GI security:
- a. Documentation necessary to permit a full credit analysis of the security does not exist or an NAIC CRP credit rating for an FE or PL security is not available.
 - b. Issuer or obligor is current on all contracted interest and principal payments.
 - c. The insurer has an actual expectation of ultimate payment of all contracted interest and principal.
- Has the reporting entity self-designated 5GI securities? Yes [] No [X]

20. By self-designating PLGI securities, the reporting entity is certifying the following elements of each self-designated PLGI security:
- a. The security was purchased prior to January 1, 2018.
 - b. The reporting entity is holding capital commensurate with the NAIC Designation reported for the security.
 - c. The NAIC Designation was derived from the credit rating assigned by an NAIC CRP in its legal capacity as a NRSRO which is shown on a current private letter rating held by the insurer and available for examination by state insurance regulators.
 - d. The reporting entity is not permitted to share this credit rating of the PL security with the SVO.
- Has the reporting entity self-designated PLGI securities? Yes [] No [X]

21. By assigning FE to a Schedule BA non-registered private fund, the reporting entity is certifying the following elements of each self-designated FE fund:
- a. The shares were purchased prior to January 1, 2019.
 - b. The reporting entity is holding capital commensurate with the NAIC Designation reported for the security.
 - c. The security had a public credit rating(s) with annual surveillance assigned by an NAIC CRP in its legal capacity as an NRSRO prior to January 1, 2019.
 - d. The fund only or predominantly holds bonds in its portfolio.
 - e. The current reported NAIC Designation was derived from the public credit rating(s) with annual surveillance assigned by an NAIC CRP in its legal capacity as an NRSRO.
 - f. The public credit rating(s) with annual surveillance assigned by an NAIC CRP has not lapsed.
- Has the reporting entity assigned FE to Schedule BA non-registered private funds that complied with the above criteria? Yes [] No [X]

GENERAL INTERROGATORIES

PART 2 - HEALTH

1. Operating Percentages:
- 1.1 A&H loss percent100.1 %
 - 1.2 A&H cost containment percent2.6 %
 - 1.3 A&H expense percent excluding cost containment expenses10.1 %
- 2.1 Do you act as a custodian for health savings accounts? Yes [] No [X]
- 2.2 If yes, please provide the amount of custodial funds held as of the reporting date\$0
- 2.3 Do you act as an administrator for health savings accounts? Yes [] No [X]
- 2.4 If yes, please provide the balance of the funds administered as of the reporting date\$0
3. Is the reporting entity licensed or chartered, registered, qualified, eligible or writing business in at least two states? Yes [] No [X]
- 3.1 If no, does the reporting entity assume reinsurance business that covers risks residing in at least one state other than the state of domicile of the reporting entity? Yes [] No [X]

STATEMENT AS OF JUNE 30, 2022 OF THE AMH Health, LLC
SCHEDULE S - CEDED REINSURANCE

Showing All New Reinsurance Treaties - Current Year to Date

1	2	3	4	5	6	7	8	9	10
NAIC Company Code	ID Number	Effective Date	Name of Reinsurer	Domiciliary Jurisdiction	Type of Reinsurance Ceded	Type of Business Ceded	Type of Reinsurer	Certified Reinsurer Rating (1 through 6)	Effective Date of Certified Reinsurer Rating
NONE									

SCHEDULE T - PREMIUMS AND OTHER CONSIDERATIONS

Current Year to Date - Allocated by States and Territories

States, etc.	1 Active Status (a)	Direct Business Only									
		2 Accident and Health Premiums	3 Medicare Title XVIII	4 Medicaid Title XIX	5 CHIP Title XXI	6 Federal Employees Health Benefits Program Premiums	7 Life and Annuity Premiums & Other Considerations	8 Property/Casualty Premiums	9 Total Columns 2 Through 8	10 Deposit-Type Contracts	
1. Alabama AL	N									0	
2. Alaska AK	N									0	
3. Arizona AZ	N									0	
4. Arkansas AR	N									0	
5. California CA	N									0	
6. Colorado CO	N									0	
7. Connecticut CT	N									0	
8. Delaware DE	N									0	
9. District of Columbia DC	N									0	
10. Florida FL	N									0	
11. Georgia GA	N									0	
12. Hawaii HI	N									0	
13. Idaho ID	N									0	
14. Illinois IL	N									0	
15. Indiana IN	N									0	
16. Iowa IA	N									0	
17. Kansas KS	N									0	
18. Kentucky KY	N									0	
19. Louisiana LA	N									0	
20. Maine ME	L		110,995,431							110,995,431	
21. Maryland MD	N									0	
22. Massachusetts MA	N									0	
23. Michigan MI	N									0	
24. Minnesota MN	N									0	
25. Mississippi MS	N									0	
26. Missouri MO	N									0	
27. Montana MT	N									0	
28. Nebraska NE	N									0	
29. Nevada NV	N									0	
30. New Hampshire NH	N									0	
31. New Jersey NJ	N									0	
32. New Mexico NM	N									0	
33. New York NY	N									0	
34. North Carolina NC	N									0	
35. North Dakota ND	N									0	
36. Ohio OH	N									0	
37. Oklahoma OK	N									0	
38. Oregon OR	N									0	
39. Pennsylvania PA	N									0	
40. Rhode Island RI	N									0	
41. South Carolina SC	N									0	
42. South Dakota SD	N									0	
43. Tennessee TN	N									0	
44. Texas TX	N									0	
45. Utah UT	N									0	
46. Vermont VT	N									0	
47. Virginia VA	N									0	
48. Washington WA	N									0	
49. West Virginia WV	N									0	
50. Wisconsin WI	N									0	
51. Wyoming WY	N									0	
52. American Samoa AS	N									0	
53. Guam GU	N									0	
54. Puerto Rico PR	N									0	
55. U.S. Virgin Islands VI	N									0	
56. Northern Mariana Islands MP	N									0	
57. Canada CAN	N									0	
58. Aggregate Other Aliens OT	XXX	0	0	0	0	0	0	0	0	0	0
59. Subtotal	XXX	0	110,995,431	0	0	0	0	0	110,995,431	0	0
60. Reporting Entity Contributions for Employee Benefit Plans	XXX									0	
61. Totals (Direct Business)	XXX	0	110,995,431	0	0	0	0	0	110,995,431	0	0
DETAILS OF WRITE-INS											
58001.	XXX										
58002.	XXX										
58003.	XXX										
58998. Summary of remaining write-ins for Line 58 from overflow page	XXX	0	0	0	0	0	0	0	0	0	0
58999. Totals (Lines 58001 through 58003 plus 58998)(Line 58 above)	XXX	0	0	0	0	0	0	0	0	0	0

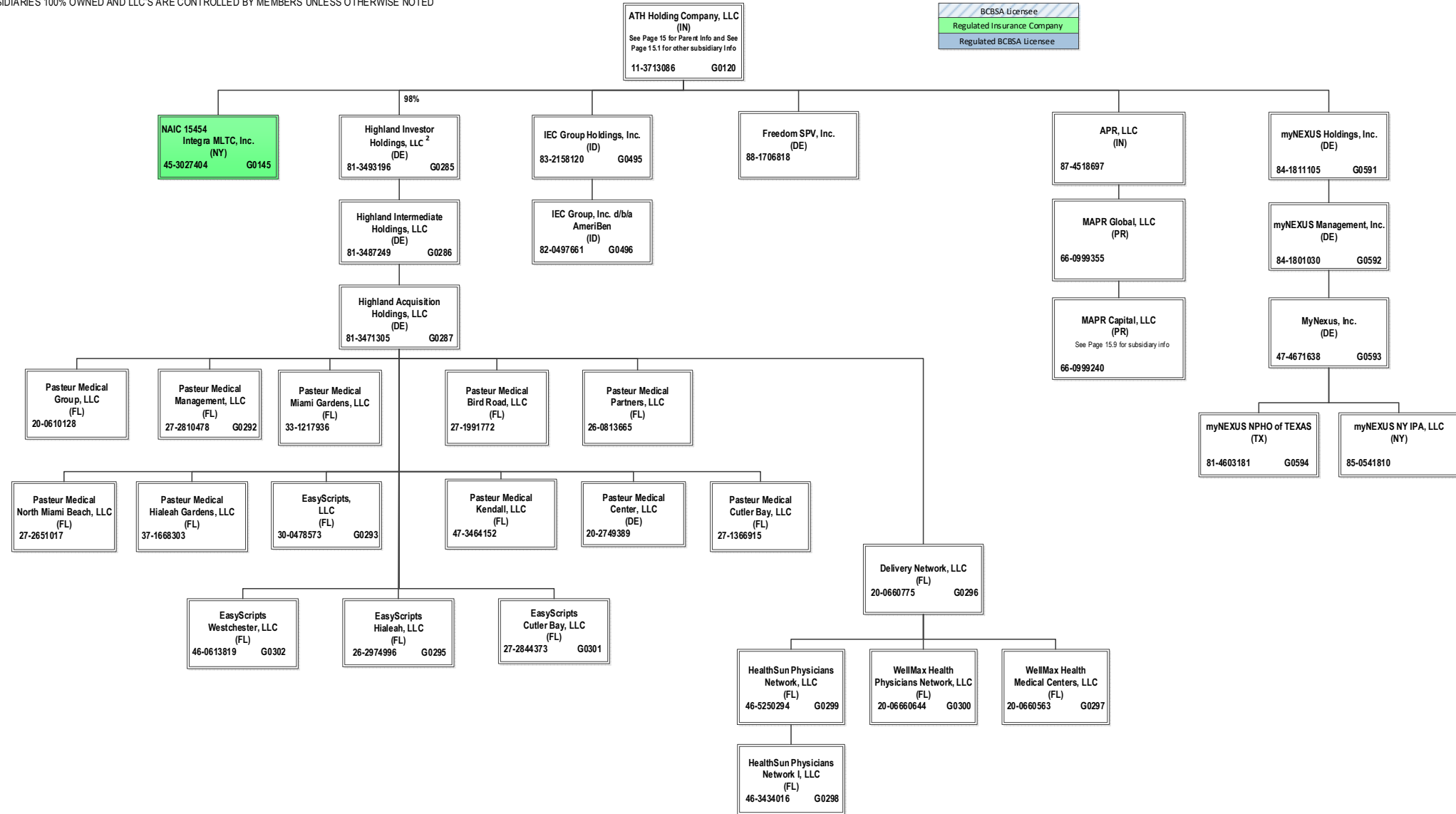
(a) Active Status Counts:

L - Licensed or Chartered - Licensed Insurance carrier or domiciled RRG..... 1 R - Registered - Non-domiciled RRGs..... 0
 E - Eligible - Reporting entities eligible or approved to write surplus lines in the state..... 0 Q - Qualified - Qualified or accredited reinsurer..... 0
 N - None of the above - Not allowed to write business in the state..... 56

SCHEDULE Y – INFORMATION CONCERNING ACTIVITIES OF INSURER MEMBERS OF A HOLDING COMPANY GROUP

PART 1 – ORGANIZATIONAL CHART

ALL SUBSIDIARIES 100% OWNED AND LLC'S ARE CONTROLLED BY MEMBERS UNLESS OTHERWISE NOTED

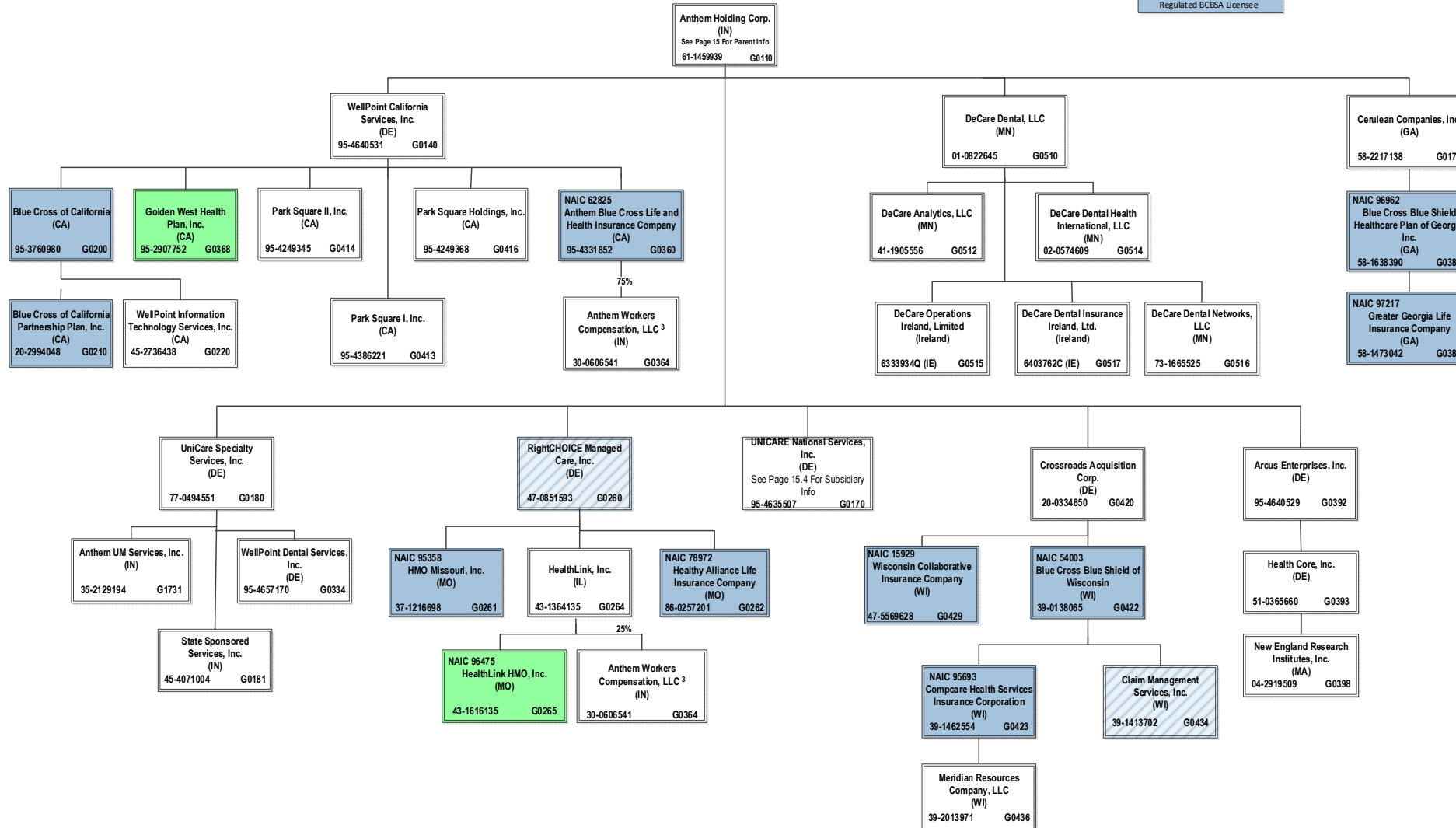


² ATH Holding Company, LLC holds a 98% interest in Highland Investor Holdings, LLC, and Amerigroup Corporation holds the remaining 2% interest.

SCHEDULE Y – INFORMATION CONCERNING ACTIVITIES OF INSURER MEMBERS OF A HOLDING COMPANY GROUP
PART 1 – ORGANIZATIONAL CHART

ALL SUBSIDIARIES 100% OWNED AND LLC'S ARE CONTROLLED BY MEMBERS UNLESS OTHERWISE NOTED

BCBSA Licensee
Regulated Insurance Company
Regulated BCBSA Licensee

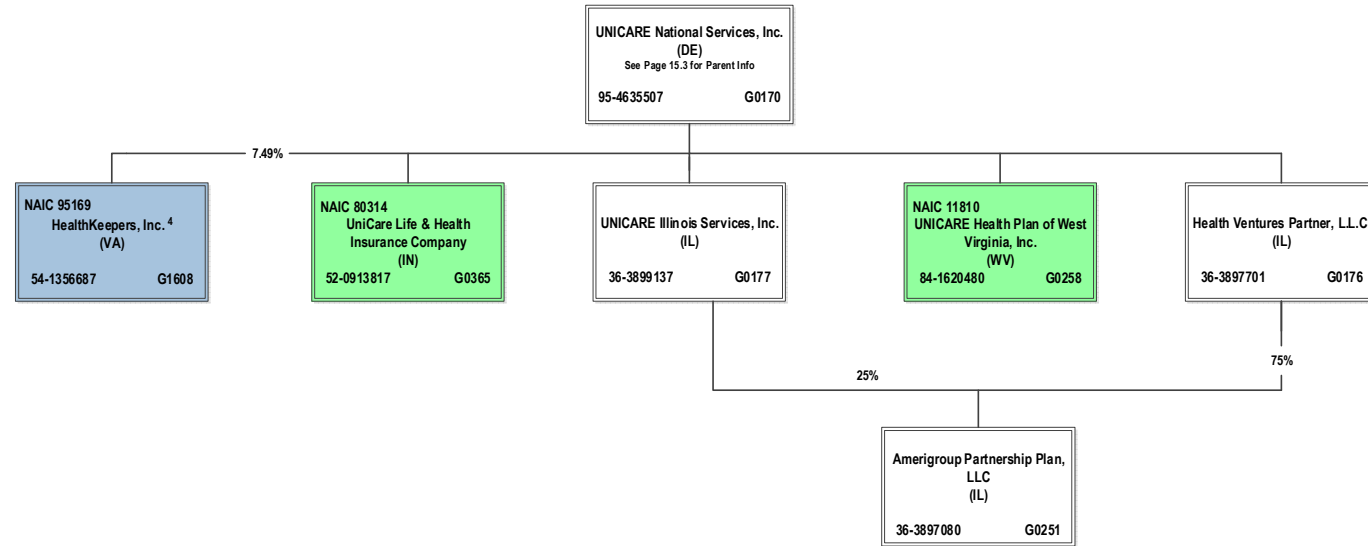


³ Anthem Workers' Compensation, LLC is owned 75% by Anthem Blue Cross Life and Health Insurance Company and 25% by HealthLink, Inc.

SCHEDULE Y – INFORMATION CONCERNING ACTIVITIES OF INSURER MEMBERS OF A HOLDING COMPANY GROUP
PART 1 – ORGANIZATIONAL CHART

ALL SUBSIDIARIES 100% OWNED AND LLC'S ARE CONTROLLED BY MEMBERS UNLESS OTHERWISE NOTED

BCBSA Licensee
Regulated Insurance Company
Regulated BCBSA Licensee

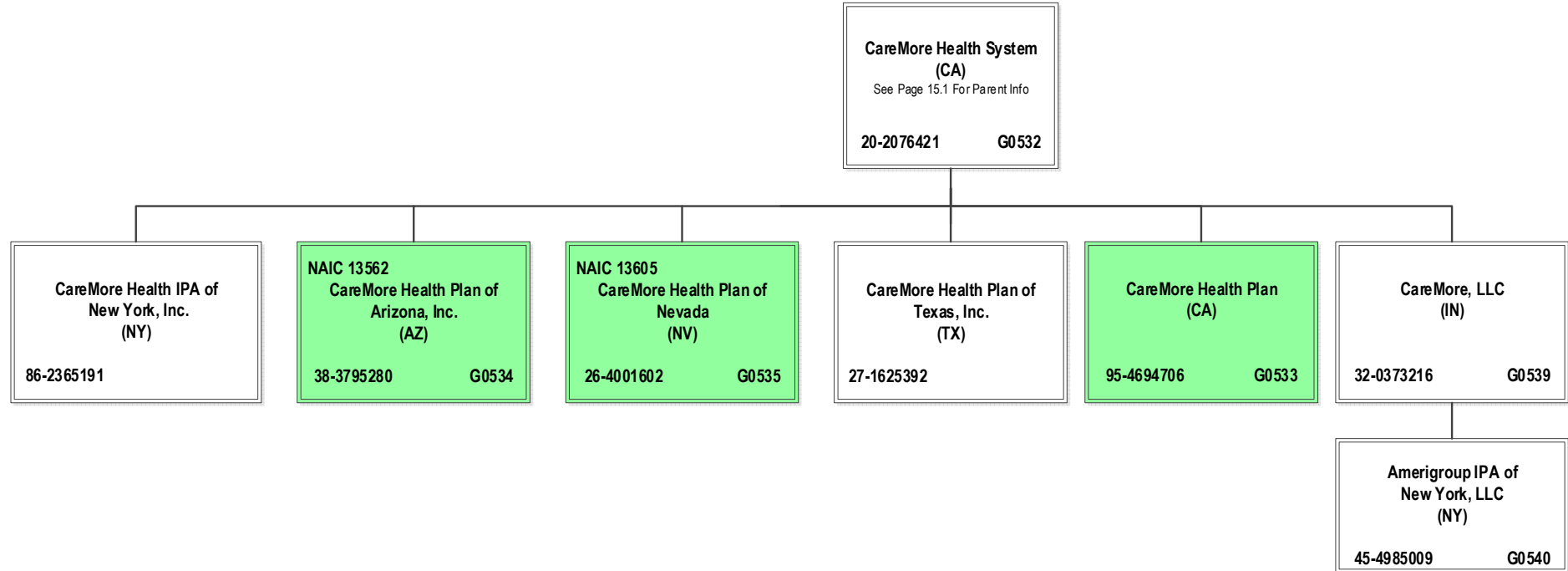


⁴ HealthKeepers, Inc. is owned 92.51% by Anthem Southeast, Inc. and 7.49% by UNICARE National Services, Inc.

SCHEDULE Y – INFORMATION CONCERNING ACTIVITIES OF INSURER MEMBERS OF A HOLDING COMPANY GROUP
PART 1 – ORGANIZATIONAL CHART

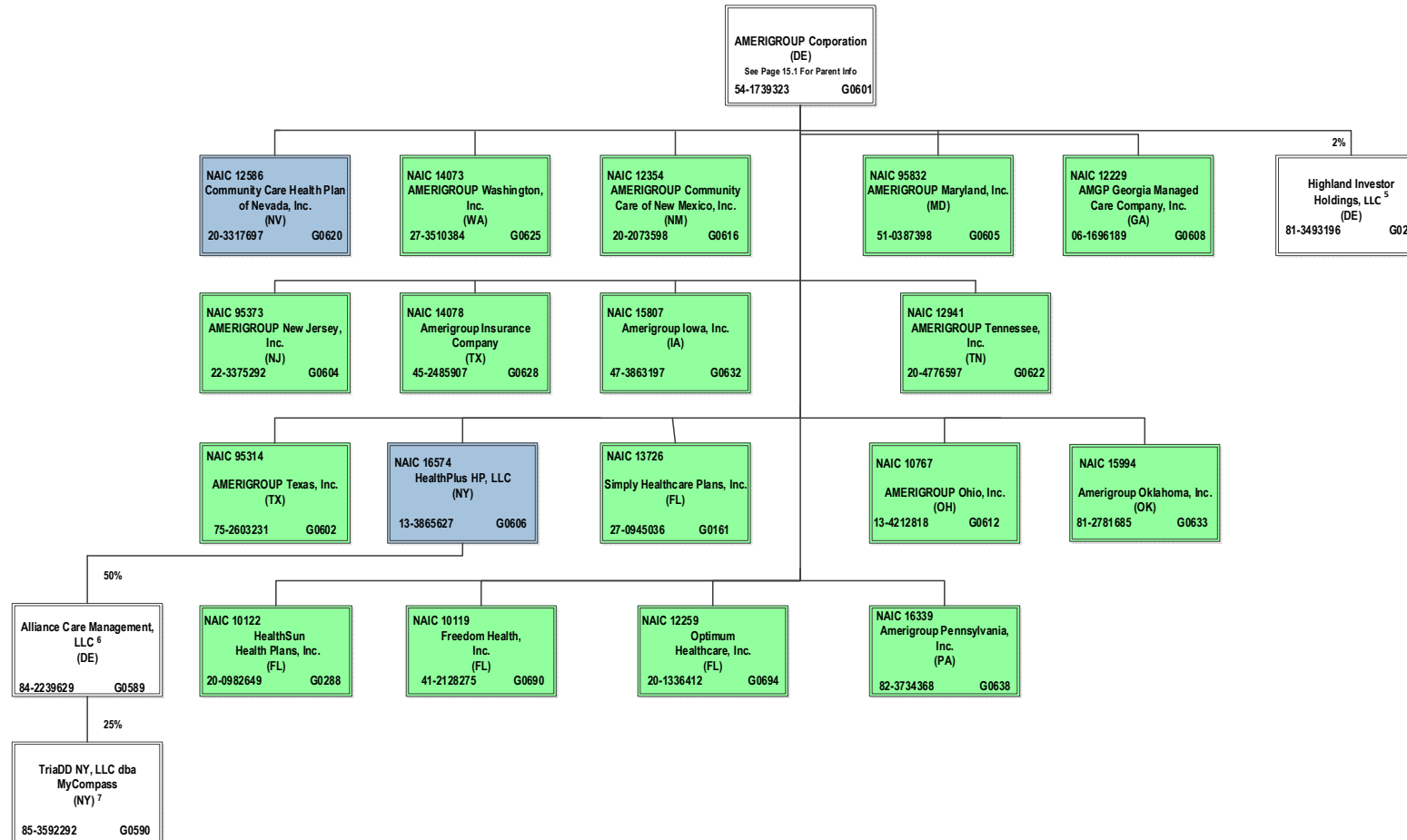
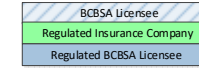
BCBSA Licensee
Regulated Insurance Company
Regulated BCBSA Licensee

ALL SUBSIDIARIES 100% OWNED AND LLC'S ARE CONTROLLED BY MEMBERS UNLESS OTHERWISE NOTED



SCHEDULE Y – INFORMATION CONCERNING ACTIVITIES OF INSURER MEMBERS OF A HOLDING COMPANY GROUP
PART 1 – ORGANIZATIONAL CHART

ALL SUBSIDIARIES 100% OWNED AND LLC'S ARE CONTROLLED BY MEMBERS UNLESS OTHERWISE NOTED



⁵ Amerigroup Corporation holds a 2% interest in Highland Investor Holdings, LLC, and ATH Holding Company, LLC holds the remaining 98% interest.

⁶ Alliance Care Management, LLC is 50% owned by Beacon Health Options, Inc. and 50% owned by HealthPlus HP, LLC.

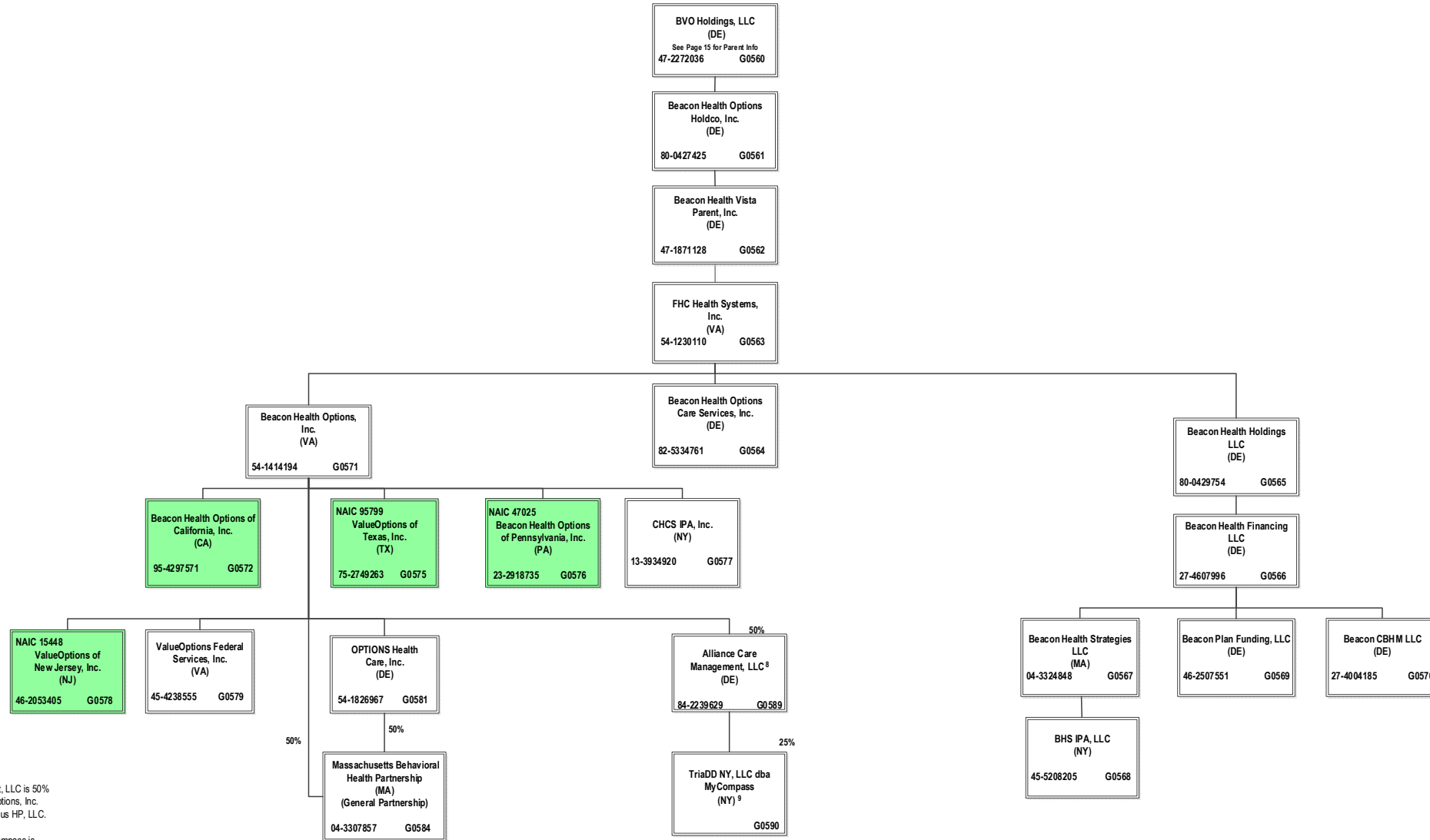
⁷ TriADD NY, LLC dba MyCompass is 25% owned by Alliance Care Management, LLC and the remaining 75% interest is owned by unaffiliated investors.

SCHEDULE Y – INFORMATION CONCERNING ACTIVITIES OF INSURER MEMBERS OF A HOLDING COMPANY GROUP

PART 1 – ORGANIZATIONAL CHART

BCBSA Licensee
Regulated Insurance Company
Regulated BCBSA Licensee

ALL SUBSIDIARIES 100% OWNED AND LLC'S ARE CONTROLLED BY MEMBERS UNLESS OTHERWISE NOTED



⁸ Alliance Care Management, LLC is 50% owned by Beacon Health Options, Inc. and 50% owned by HealthPlus HP, LLC.

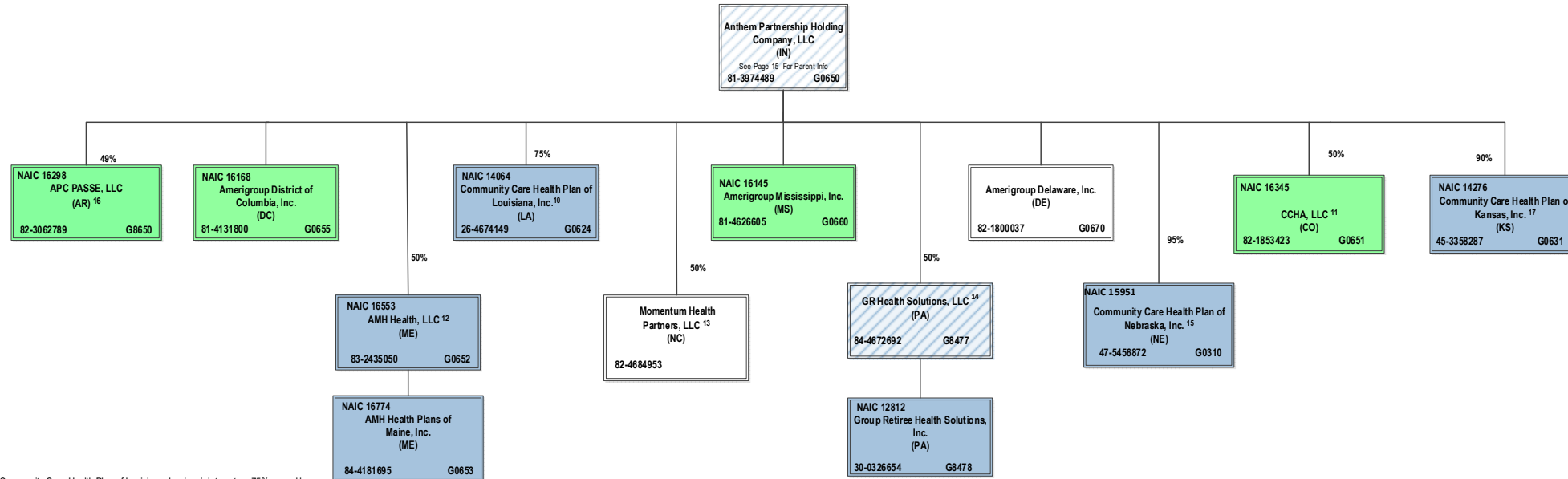
⁹ TriaDD NY, LLC dba MyCompass is 25% owned by Alliance Care Management, LLC and the remaining 75% interest is owned by unaffiliated investors.

SCHEDULE Y – INFORMATION CONCERNING ACTIVITIES OF INSURER MEMBERS OF A HOLDING COMPANY GROUP

PART 1 – ORGANIZATIONAL CHART

BCBSA Licensee
Regulated Insurance Company
Regulated BCBSA Licensee

ALL SUBSIDIARIES 100% OWNED AND LLC'S ARE CONTROLLED BY MEMBERS UNLESS OTHERWISE NOTED



¹⁰ Community Care Health Plan of Louisiana, Inc. is a joint venture 75% owned by Anthem Partnership Holding Company, LLC and 25% owned by Louisiana Health Service & Indemnity Company d/b/a Blue Cross and Blue Shield of Louisiana (non-affiliate)

¹¹ CCHA, LLC is a joint venture 50% owned by Anthem Partnership Holding Company, LLC and 50% owned by Colorado Community Health Alliance, LLC (non-affiliate)

¹² AMH Health, LLC is a joint venture 50% owned by MaineHealth (non-affiliate) and 50% owned by Anthem Partnership Holding Company, LLC

¹³ Momentum Health Partners, LLC is a joint venture 50% owned by Anthem Partnership Holding Company, LLC and 50% owned by Blue Cross and Blue Shield of North Carolina (non-affiliate)

¹⁴ GR Health Solutions, LLC is a joint venture 50% owned by Anthem Partnership Holding Company, LLC and 50% owned by Independence Blue Cross, LLC (non-affiliate)

¹⁵ Community Care Health Plan of Nebraska, Inc. is a joint venture 95% owned by Anthem Partnership Holding Company, LLC and 5% owned by Blue Cross and Blue Shield of Nebraska, Inc. (non-affiliate)

¹⁶ APC PASSE, LLC (regulated entity) is a joint venture 49% owned by Anthem Partnership Holding Company, LLC and 51% owned by Arkansas Provider Coalition, LLC (non-affiliate)

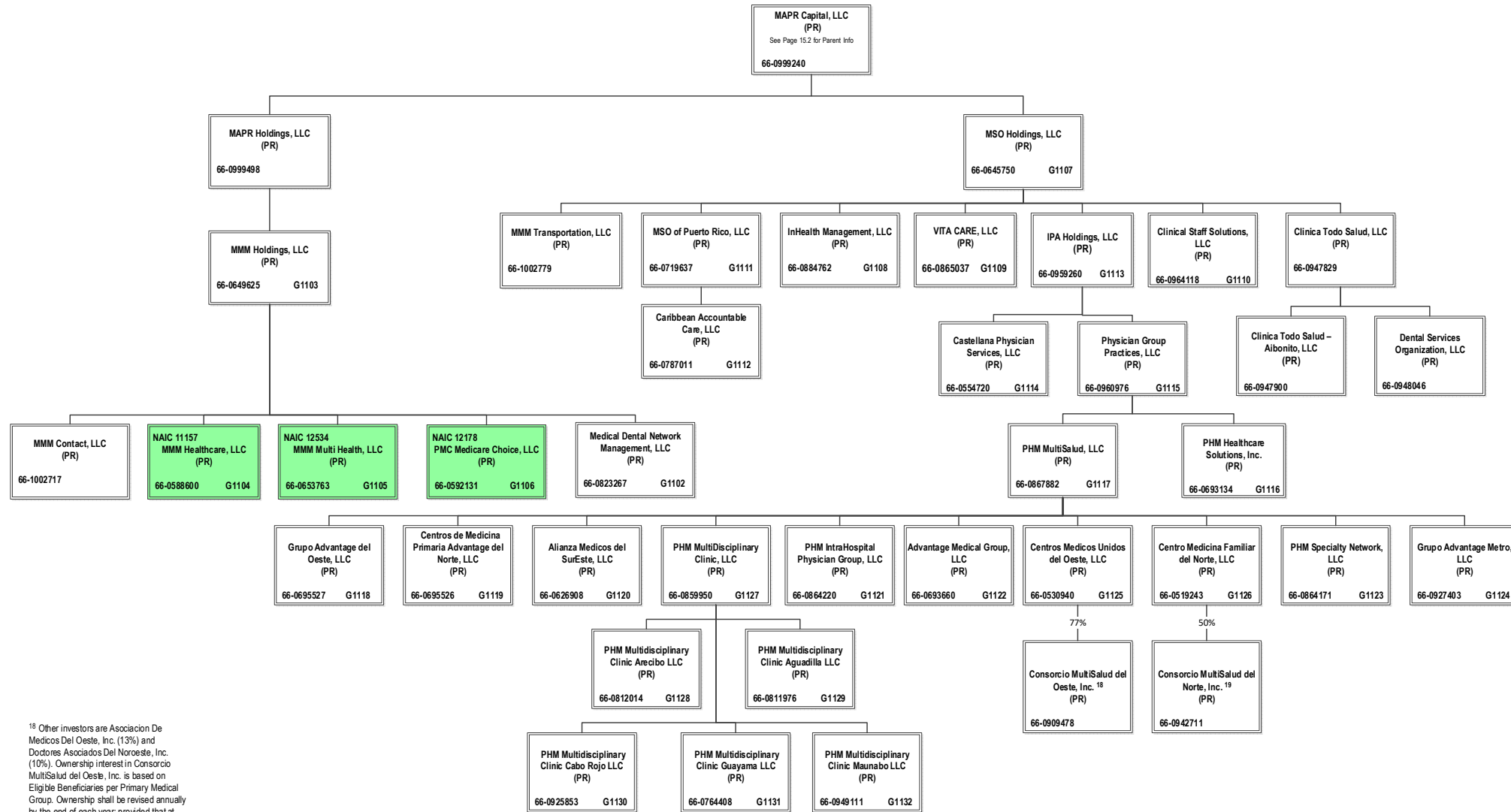
¹⁷ Community Care Health Plan of Kansas, Inc. is a joint venture 90% owned by Anthem Partnership Holding Company, LLC, 5% owned by Blue Cross and Blue Shield of Kansas (non-affiliate) and 5% owned by Blue Cross and Blue Shield of Kansas City (non-affiliate)

SCHEDULE Y – INFORMATION CONCERNING ACTIVITIES OF INSURER MEMBERS OF A HOLDING COMPANY GROUP

PART 1 – ORGANIZATIONAL CHART

ALL SUBSIDIARIES 100% OWNED AND LLC'S ARE CONTROLLED BY MEMBERS UNLESS OTHERWISE NOTED

BCBSA Licensee
Regulated Insurance Company
Regulated BCBSA Licensee



¹⁸ Other investors are Asociacion De Medicos Del Oeste, Inc. (13%) and Doctores Asociados Del Noroeste, Inc. (10%). Ownership interest in Consortio MultiSalud del Oeste, Inc. is based on Eligible Beneficiaries per Primary Medical Group. Ownership shall be revised annually by the end of each year, provided that at least 10% shall remain with each PMG.

¹⁹ Other 50% owned by ACO del Norte, LLC (non-affiliate)

STATEMENT AS OF JUNE 30, 2022 OF THE AMH Health, LLC

SCHEDULE Y

PART 1A - DETAIL OF INSURANCE HOLDING COMPANY SYSTEM

1	2	3	4	5	6	7	8	9	10	11	12	13	14	15	16
Group Code	Group Name	NAIC Company Code	ID Number	Federal RSSD	CIK	Name of Securities Exchange if Publicly Traded (U.S. or International)	Names of Parent, Subsidiaries Or Affiliates	Domiciliary Location	Relationship to Reporting Entity	Directly Controlled by (Name of Entity/Person)	Type of Control (Ownership, Board, Management, Attorney-in-Fact, Influence, Other)	If Control is Ownership Provide Percentage	Ultimate Controlling Entity(ies)/Person(s)	Is an SCA Filing Required? (Yes/No)	*
.0671	Elevance Health, Inc.		66-0693660		0001156039		Advantage Medical Group, LLC	PR	NIA	PHM MultiSalud, LLC	Ownership	100.000	Elevance Health, Inc.	.NO.	
.0671	Elevance Health, Inc.		66-0626908		0001156039		Alianza Medicos del SurEste, LLC	PR	NIA	PHM MultiSalud, LLC	Ownership	100.000	Elevance Health, Inc.	.NO.	
.0671	Elevance Health, Inc.		84-2239629		0001156039		Alliance Care Management, LLC	DE	NIA	Beacon Health Options, Inc.	Ownership	50.000	Elevance Health, Inc.	.NO.	
.0671	Elevance Health, Inc.		84-2239629		0001156039		Alliance Care Management, LLC	DE	NIA	HealthPlus HP, LLC	Ownership	50.000	Elevance Health, Inc.	.NO.	
.0671	Elevance Health, Inc.		36-3692630		0001156039		American Imaging Management, Inc.	IL	NIA	Imaging Management Holdings, L.L.C.	Ownership	100.000	Elevance Health, Inc.	.NO.	
							AMERIGROUP Community Care of New Mexico, Inc.								
.0671	Elevance Health, Inc.	12354	20-2073598		0001156039		AMERIGROUP Corporation	NM	IA	AMERIGROUP Corporation	Ownership	100.000	Elevance Health, Inc.	.NO.	
.0671	Elevance Health, Inc.		54-1739323		0001156039		AMERIGROUP Delaware, Inc.	DE	UDP	ATH Holding Company, LLC	Ownership	100.000	Elevance Health, Inc.	.NO.	
.0671	Elevance Health, Inc.		82-1800037		0001156039		AMERIGROUP District of Columbia, Inc.	DC	IA	Anthem Partnership Holding Company, LLC	Ownership	100.000	Elevance Health, Inc.	.NO.	
.0671	Elevance Health, Inc.	16168	81-4131800		0001156039		Amerigroup Insurance Company	TX	IA	AMERIGROUP Corporation	Ownership	100.000	Elevance Health, Inc.	.NO.	
.0671	Elevance Health, Inc.	14078	45-2485907		0001156039		AMERIGROUP Iowa, Inc.	IA	IA	AMERIGROUP Corporation	Ownership	100.000	Elevance Health, Inc.	.NO.	
.0671	Elevance Health, Inc.	15807	47-3863197		0001156039		Amerigroup IPA of New York, LLC	NY	NIA	CareMore, LLC	Ownership	100.000	Elevance Health, Inc.	.NO.	
.0671	Elevance Health, Inc.	95832	51-0387398		0001156039		AMERIGROUP Maryland, Inc.	MD	IA	AMERIGROUP Corporation	Ownership	100.000	Elevance Health, Inc.	.NO.	
.0671	Elevance Health, Inc.	16145	81-4626605		0001156039		Amerigroup Mississippi, Inc.	MS	IA	Anthem Partnership Holding Company, LLC	Ownership	100.000	Elevance Health, Inc.	.NO.	
.0671	Elevance Health, Inc.	95373	22-3375292		0001156039		AMERIGROUP New Jersey, Inc.	NJ	IA	AMERIGROUP Corporation	Ownership	100.000	Elevance Health, Inc.	.NO.	
.0671	Elevance Health, Inc.	10767	13-4212818		0001156039		AMERIGROUP Ohio, Inc.	OH	IA	AMERIGROUP Corporation	Ownership	100.000	Elevance Health, Inc.	.NO.	
.0671	Elevance Health, Inc.	15994	81-2781685		0001156039		AMERIGROUP Oklahoma, Inc.	OK	IA	AMERIGROUP Corporation	Ownership	100.000	Elevance Health, Inc.	.NO.	
.0671	Elevance Health, Inc.		36-3897080		0001156039		Amerigroup Partnership Plan, LLC	IL	NIA	Health Ventures Partner, L.L.C.	Ownership	75.000	Elevance Health, Inc.	.NO.	
.0671	Elevance Health, Inc.		36-3897080		0001156039		Amerigroup Partnership Plan, LLC	IL	NIA	UNICARE Illinois Services, Inc.	Ownership	25.000	Elevance Health, Inc.	.NO.	
.0671	Elevance Health, Inc.	16339	82-3734368		0001156039		Amerigroup Pennsylvania, Inc.	PA	IA	AMERIGROUP Corporation	Ownership	100.000	Elevance Health, Inc.	.NO.	
.0671	Elevance Health, Inc.	12941	20-4776597		0001156039		AMERIGROUP Tennessee, Inc.	TN	IA	AMERIGROUP Corporation	Ownership	100.000	Elevance Health, Inc.	.NO.	
.0671	Elevance Health, Inc.	95314	75-2603231		0001156039		AMERIGROUP Texas, Inc.	TX	IA	AMERIGROUP Corporation	Ownership	100.000	Elevance Health, Inc.	.NO.	
.0671	Elevance Health, Inc.	14073	27-3510384		0001156039		AMERIGROUP Washington, Inc.	WA	IA	AMERIGROUP Corporation	Ownership	100.000	Elevance Health, Inc.	.NO.	
.0671	Elevance Health, Inc.	12229	06-1696189		0001156039		AMGP Georgia Managed Care Company, Inc.	GA	IA	AMERIGROUP Corporation	Ownership	100.000	Elevance Health, Inc.	.NO.	
.0671	Elevance Health, Inc.	16774	84-4181695		0001156039		AMH Health Plans of Maine, Inc.	ME	IA	AMH Health, LLC	Ownership	100.000	Elevance Health, Inc.	.NO.	
.0671	Elevance Health, Inc.	16553	83-2435050		0001156039		AMH Health, LLC	ME	RE	Anthem Partnership Holding Company, LLC	Ownership	50.000	Elevance Health, Inc.	.NO.	.0105
							Anthem Blue Cross Life and Health Insurance Company								
.0671	Elevance Health, Inc.	62825	95-4331852		0001156039		Anthem Financial, Inc.	CA	IA	WellPoint California Services, Inc.	Ownership	100.000	Elevance Health, Inc.	.NO.	
.0671	Elevance Health, Inc.		35-1898945		0001156039		Anthem Health Plans of Kentucky, Inc.	DE	NIA	Associated Group, Inc.	Ownership	100.000	Elevance Health, Inc.	.NO.	
.0671	Elevance Health, Inc.	95120	61-1237516		0001156039		Anthem Health Plans of Kentucky, Inc.	KY	IA	ATH Holding Company, LLC	Ownership	100.000	Elevance Health, Inc.	.NO.	
.0671	Elevance Health, Inc.	52618	31-1705652		0001156039		Anthem Health Plans of Maine, Inc.	ME	IA	ATH Holding Company, LLC	Ownership	100.000	Elevance Health, Inc.	.NO.	
.0671	Elevance Health, Inc.	53759	02-0510530		0001156039		Anthem Health Plans of New Hampshire, Inc.	NH	IA	ATH Holding Company, LLC	Ownership	100.000	Elevance Health, Inc.	.NO.	
.0671	Elevance Health, Inc.	71835	54-0357120	40003317	0001156039		Anthem Health Plans of Virginia, Inc.	VA	IA	Anthem Southeast, Inc.	Ownership	100.000	Elevance Health, Inc.	.NO.	
.0671	Elevance Health, Inc.	60217	06-1475928		0001156039		Anthem Health Plans, Inc.	CT	IA	ATH Holding Company, LLC	Ownership	100.000	Elevance Health, Inc.	.NO.	
.0671	Elevance Health, Inc.		61-1459939		0001156039		Anthem Holding Corp.	IN	NIA	Elevance Health, Inc.	Ownership	100.000	Elevance Health, Inc.	.NO.	
.0671	Elevance Health, Inc.	28207	35-0781558		0001156039		Anthem Insurance Companies, Inc.	IN	IA	Elevance Health, Inc.	Ownership	100.000	Elevance Health, Inc.	.NO.	
.0671	Elevance Health, Inc.	15543	47-0992859		0001156039		Anthem Kentucky Managed Care Plan, Inc.	KY	IA	ATH Holding Company, LLC	Ownership	100.000	Elevance Health, Inc.	.NO.	
.0671	Elevance Health, Inc.	13573	20-5876774		0001156039		Anthem Life & Disability Insurance Company	NY	IA	WellPoint Acquisition, LLC	Ownership	100.000	Elevance Health, Inc.	.NO.	
							Anthem Life & Disability Insurance Company								
.0671	Elevance Health, Inc.	61069	35-0980405		0001156039		Anthem Life Insurance Company	IN	IA	Service, Inc.	Ownership	100.000	Elevance Health, Inc.	.NO.	
.0671	Elevance Health, Inc.		81-3974489		0001156039		Anthem Partnership Holding Company, LLC	IN	NIA	Elevance Health, Inc.	Ownership	100.000	Elevance Health, Inc.	.NO.	
.0671	Elevance Health, Inc.		32-0031791		0001156039		Anthem Southeast, Inc.	IN	NIA	Elevance Health, Inc.	Ownership	100.000	Elevance Health, Inc.	.NO.	
.0671	Elevance Health, Inc.		35-2129194		0001156039		Anthem UM Services, Inc.	IN	NIA	UNICARE Specialty Services, Inc.	Ownership	100.000	Elevance Health, Inc.	.NO.	
							Anthem Workers' Compensation, LLC								
.0671	Elevance Health, Inc.		30-0606541		0001156039		Anthem Workers' Compensation, LLC	IN	NIA	HealthLink, Inc.	Ownership	75.000	Elevance Health, Inc.	.NO.	
.0671	Elevance Health, Inc.		30-0606541		0001156039		APC Passe, LLC	AR	NIA	Anthem Partnership Holding Company, LLC	Ownership	49.000	Elevance Health, Inc.	.NO.	.0115
.0671	Elevance Health, Inc.	16298	82-3062789		0001156039		Applied Pathways, LLC	IL	NIA	American Imaging Management, Inc.	Ownership	53.520	Elevance Health, Inc.	.NO.	
.0671	Elevance Health, Inc.		80-0531799		0001156039		Applied Pathways, LLC	IL	NIA	HEP AP Holdings, Inc.	Ownership	46.480	Elevance Health, Inc.	.NO.	
.0671	Elevance Health, Inc.		87-4518697		0001156039		APR, LLC	IN	NIA	ATH Holding Company, LLC	Ownership	100.000	Elevance Health, Inc.	.NO.	
.0671	Elevance Health, Inc.		95-4640529		0001156039		Arcus Enterprises, Inc.	DE	NIA	Anthem Holding Corp.	Ownership	100.000	Elevance Health, Inc.	.NO.	
.0671	Elevance Health, Inc.		90-1057454		0001156039		Aspire Health, Inc.	DE	NIA	Nash Holding Company, LLC	Ownership	100.000	Elevance Health, Inc.	.NO.	
.0671	Elevance Health, Inc.		35-1292384		0001156039		Associated Group, Inc.	IN	NIA	Anthem Insurance Companies, Inc.	Ownership	100.000	Elevance Health, Inc.	.NO.	

STATEMENT AS OF JUNE 30, 2022 OF THE AMH Health, LLC

SCHEDULE Y

PART 1A - DETAIL OF INSURANCE HOLDING COMPANY SYSTEM

1	2	3	4	5	6	7	8	9	10	11	12	13	14	15	16
Group Code	Group Name	NAIC Company Code	ID Number	Federal RSSD	CIK	Name of Securities Exchange if Publicly Traded (U.S. or International)	Names of Parent, Subsidiaries Or Affiliates	Domiciliary Location	Relationship to Reporting Entity	Directly Controlled by (Name of Entity/Person)	Type of Control (Ownership, Board, Management, Attorney-in-Fact, Influence, Other)	If Control is Ownership Provide Percentage	Ultimate Controlling Entity(ies)/Person(s)	Is an SCA Filing Required? (Yes/No)	*
.0671	Elevance Health, Inc.		11-3713086		0001156039		ATH Holding Company, LLC	IN	UIP	Elevance Health, Inc.	Ownership	100.000	Elevance Health, Inc.	NO	
.0671	Elevance Health, Inc.		27-4004185		0001156039		Beacon CBHM LLC	DE	NIA	Beacon Health Financing LLC	Ownership	100.000	Elevance Health, Inc.	NO	
.0671	Elevance Health, Inc.		27-4607996		0001156039		Beacon Health Financing LLC	DE	NIA	Beacon Health Holdings, LLC	Ownership	100.000	Elevance Health, Inc.	NO	
.0671	Elevance Health, Inc.		80-0429754		0001156039		Beacon Health Holdings, LLC	DE	NIA	FHC Health Systems, Inc.	Ownership	100.000	Elevance Health, Inc.	NO	
.0671	Elevance Health, Inc.		82-5334761		0001156039		Beacon Health Options Care Services, Inc.	DE	NIA	FHC Health Systems, Inc.	Ownership	100.000	Elevance Health, Inc.	NO	
.0671	Elevance Health, Inc.		80-0427425		0001156039		Beacon Health Options Holdco, Inc.	DE	NIA	BVO Holdings, LLC	Ownership	100.000	Elevance Health, Inc.	NO	
.0671	Elevance Health, Inc.		95-4297571		0001156039		Beacon Health Options of California, Inc.	CA	IA	Beacon Health Options, Inc.	Ownership	100.000	Elevance Health, Inc.	NO	.0101
.0671	Elevance Health, Inc.	47025	23-2918735		0001156039		Beacon Health Options of Pennsylvania, Inc.	PA	IA	Beacon Health Options, Inc.	Ownership	100.000	Elevance Health, Inc.	NO	
.0671	Elevance Health, Inc.		54-1414194		0001156039		Beacon Health Options, Inc.	VA	NIA	FHC Health Systems, Inc.	Ownership	100.000	Elevance Health, Inc.	NO	
.0671	Elevance Health, Inc.		04-3324848		0001156039		Beacon Health Strategies LLC	MA	NIA	Beacon Health Financing LLC	Ownership	100.000	Elevance Health, Inc.	NO	
.0671	Elevance Health, Inc.		47-1871128		0001156039		Beacon Health Vista Parent, Inc.	DE	NIA	Beacon Health Options Holdco, Inc.	Ownership	100.000	Elevance Health, Inc.	NO	
.0671	Elevance Health, Inc.		46-2507551		0001156039		Beacon Plan Funding, LLC	DE	NIA	Beacon Health Financing LLC	Ownership	100.000	Elevance Health, Inc.	NO	
.0671	Elevance Health, Inc.		45-5208205		0001156039		BHS IPA, LLC	NY	NIA	Beacon Health Strategies LLC	Ownership	100.000	Elevance Health, Inc.	NO	
.0671	Elevance Health, Inc.	96962	58-1638390		0001156039		Blue Cross Blue Shield Healthcare Plan of Georgia, Inc.	GA	IA	Cerulean Companies, Inc.	Ownership	100.000	Elevance Health, Inc.	NO	
.0671	Elevance Health, Inc.	54003	39-0138065		0001156039		Blue Cross Blue Shield of Wisconsin	WI	IA	Crossroads Acquisition Corp.	Ownership	100.000	Elevance Health, Inc.	NO	
.0671	Elevance Health, Inc.		95-3760980		0001156039		Blue Cross of California	CA	IA	WellPoint California Services, Inc.	Ownership	100.000	Elevance Health, Inc.	NO	.0101
.0671	Elevance Health, Inc.		20-2994048		0001156039		Blue Cross of California Partnership Plan, Inc.	CA	IA	Blue Cross of California	Ownership	100.000	Elevance Health, Inc.	NO	.0101
.0671	Elevance Health, Inc.		47-2272036		0001156039		BVO Holdings, LLC	DE	NIA	Elevance Health, Inc.	Ownership	100.000	Elevance Health, Inc.	NO	
.0671	Elevance Health, Inc.		98-1492098		0001156039		Carelon Digital Platforms Israel Ltd.	ISR	NIA	Legato Holdings I, Inc.	Ownership	100.000	Elevance Health, Inc.	NO	
.0671	Elevance Health, Inc.		84-1782311		0001156039		Carelon Digital Platforms, Inc.	IN	NIA	ATH Holding Company, LLC	Ownership	100.000	Elevance Health, Inc.	NO	
.0671	Elevance Health, Inc.		46-0613946		0001156039		Carelon Employment Company, LLC	IN	NIA	The Elevance Health Companies, Inc.	Ownership	100.000	Elevance Health, Inc.	NO	
.0671	Elevance Health, Inc.		82-3027094		0001156039		Carelon Holdings, Inc.	IN	NIA	Elevance Health, Inc.	Ownership	100.000	Elevance Health, Inc.	NO	
.0671	Elevance Health, Inc.		82-3300542		0001156039		Carelon Insights, Inc.	IN	NIA	Carelon Holdings, Inc.	Ownership	100.000	Elevance Health, Inc.	NO	
.0671	Elevance Health, Inc.		86-2365191		0001156039		CareMore Health IPA of New York, Inc.	NY	NIA	CareMore Health System	Ownership	100.000	Elevance Health, Inc.	NO	
.0671	Elevance Health, Inc.		95-4694706		0001156039		CareMore Health Plan	CA	IA	CareMore Health System	Ownership	100.000	Elevance Health, Inc.	NO	.0101
.0671	Elevance Health, Inc.	13562	38-3795280		0001156039		CareMore Health Plan of Arizona, Inc.	AZ	IA	CareMore Health System	Ownership	100.000	Elevance Health, Inc.	NO	
.0671	Elevance Health, Inc.	13605	26-4001602		0001156039		CareMore Health Plan of Nevada	NV	IA	CareMore Health System	Ownership	100.000	Elevance Health, Inc.	NO	
.0671	Elevance Health, Inc.		27-1625392		0001156039		CareMore Health Plan of Texas, Inc.	TX	NIA	CareMore Health System	Ownership	100.000	Elevance Health, Inc.	NO	
.0671	Elevance Health, Inc.		20-2076421		0001156039		CareMore Health System	CA	NIA	ATH Holding Company, LLC	Ownership	100.000	Elevance Health, Inc.	NO	
.0671	Elevance Health, Inc.		32-0373216		0001156039		CareMore, LLC	IN	NIA	CareMore Health System	Ownership	100.000	Elevance Health, Inc.	NO	
.0671	Elevance Health, Inc.		66-0787011		0001156039		Caribbean Accountable Care, LLC	PR	NIA	MSO of Puerto Rico, LLC	Ownership	100.000	Elevance Health, Inc.	NO	
.0671	Elevance Health, Inc.		66-0554720		0001156039		Castellana Physician Services, LLC	PR	NIA	IPA Holdings, LLC	Ownership	100.000	Elevance Health, Inc.	NO	
.0671	Elevance Health, Inc.	16345	82-1853423		0001156039		CCHA, LLC	CO	IA	Anthem Partnership Holding Company, LLC	Ownership	50.000	Elevance Health, Inc.	NO	.0102
.0671	Elevance Health, Inc.		66-0695526		0001156039		Centros de Medicina Primaria Advantage del Norte, LLC	PR	NIA	PHM MultiSalud, LLC	Ownership	100.000	Elevance Health, Inc.	NO	
.0671	Elevance Health, Inc.		66-0519243		0001156039		Centros Medicina Familiar del Norte, LLC	PR	NIA	PHM MultiSalud, LLC	Ownership	100.000	Elevance Health, Inc.	NO	
.0671	Elevance Health, Inc.		66-0530940		0001156039		Centros Medicos Unidos del Oeste, LLC	PR	NIA	PHM MultiSalud, LLC	Ownership	100.000	Elevance Health, Inc.	NO	
.0671	Elevance Health, Inc.		58-2217138		0001156039		Cerulean Companies, Inc.	GA	NIA	Anthem Holding Corp.	Ownership	100.000	Elevance Health, Inc.	NO	
.0671	Elevance Health, Inc.		13-39324920		0001156039		CHCS IPA, Inc.	NY	NIA	Beacon Health Options, Inc.	Ownership	100.000	Elevance Health, Inc.	NO	
.0671	Elevance Health, Inc.		39-1413702		0001156039		Claim Management Services, Inc.	WI	NIA	Blue Cross Blue Shield of Wisconsin	Ownership	100.000	Elevance Health, Inc.	NO	
.0671	Elevance Health, Inc.		66-0947829		0001156039		Clinica Todo Salud, LLC	PR	NIA	MSO Holdings, LLC	Ownership	100.000	Elevance Health, Inc.	NO	
.0671	Elevance Health, Inc.		66-0947900		0001156039		Clinica Todo Salud-Aibonito, LLC	PR	NIA	Clinica Todo Salud, LLC	Ownership	100.000	Elevance Health, Inc.	NO	
.0671	Elevance Health, Inc.		66-0964118		0001156039		Clinical Staff Solutions, LLC	PR	NIA	MSO Holdings, LLC	Ownership	100.000	Elevance Health, Inc.	NO	
.0671	Elevance Health, Inc.	14276	45-3358287		0001156039		Community Care Health Plan of Kansas, Inc.	KS	IA	Anthem Partnership Holding Company, LLC	Ownership	90.000	Elevance Health, Inc.	NO	.0114
.0671	Elevance Health, Inc.		26-4674149		0001156039		Community Care Health Plan of Louisiana, Inc.	LA	IA	Anthem Partnership Holding Company, LLC	Ownership	75.000	Elevance Health, Inc.	NO	.0104
.0671	Elevance Health, Inc.	14064	47-5456872		0001156039		Community Care Health Plan of Nebraska, Inc.	NE	IA	Anthem Partnership Holding Company, LLC	Ownership	95.000	Elevance Health, Inc.	NO	.0112
.0671	Elevance Health, Inc.	12586	20-3317697		0001156039		Community Care Health Plan of Nevada, Inc.	NV	IA	AMERIGROUP Corporation	Ownership	100.000	Elevance Health, Inc.	NO	
.0671	Elevance Health, Inc.	10345	31-1440175		0001156039		Community Insurance Company	OH	IA	ATH Holding Company, LLC	Ownership	100.000	Elevance Health, Inc.	NO	
.0671	Elevance Health, Inc.	95693	39-1462554		0001156039		Compcare Health Services Insurance Corporation	WI	IA	Blue Cross Blue Shield of Wisconsin	Ownership	100.000	Elevance Health, Inc.	NO	
.0671	Elevance Health, Inc.		66-0942711		0001156039		Consortio MultiSalud del Norte, Inc.	PR	NIA	Centros Medicina Familiar del Norte, LLC	Ownership	50.000	Elevance Health, Inc.	NO	.0109

STATEMENT AS OF JUNE 30, 2022 OF THE AMH Health, LLC

SCHEDULE Y
PART 1A - DETAIL OF INSURANCE HOLDING COMPANY SYSTEM

1	2	3	4	5	6	7	8	9	10	11	12	13	14	15	16
Group Code	Group Name	NAIC Company Code	ID Number	Federal RSSD	CIK	Name of Securities Exchange if Publicly Traded (U.S. or International)	Names of Parent, Subsidiaries Or Affiliates	Domiciliary Location	Relationship to Reporting Entity	Directly Controlled by (Name of Entity/Person)	Type of Control (Ownership, Board, Management, Attorney-in-Fact, Influence, Other)	If Control is Ownership Provide Percentage	Ultimate Controlling Entity(ies)/Person(s)	Is an SCA Filing Required? (Yes/No)	*
.0671	Elevance Health, Inc.		66-0909478		0001156039		Consorcio MultiSalud del Oeste, Inc.	PR	NIA	Centros Medicos Unidos del Oeste, LLC	Ownership	77.000	Elevance Health, Inc.	NO	.0103
.0671	Elevance Health, Inc.		20-0334650		0001156039		Crossroads Acquisition Corp.	DE	NIA	Anthem Holding Corp.	Ownership	100.000	Elevance Health, Inc.	NO	
.0671	Elevance Health, Inc.		41-1905556		0001156039		DeCare Analytics, LLC	MN	NIA	DeCare Dental, LLC	Ownership	100.000	Elevance Health, Inc.	NO	
.0671	Elevance Health, Inc.		02-0574609		0001156039		DeCare Dental Health International, LLC	MN	NIA	DeCare Dental, LLC	Ownership	100.000	Elevance Health, Inc.	NO	
.0671	Elevance Health, Inc.				0001156039		DeCare Dental Insurance Ireland, Ltd.	IRL	NIA	DeCare Dental, LLC	Ownership	100.000	Elevance Health, Inc.	NO	
.0671	Elevance Health, Inc.		73-1665525		0001156039		DeCare Dental Networks, LLC	MN	NIA	DeCare Dental, LLC	Ownership	100.000	Elevance Health, Inc.	NO	
.0671	Elevance Health, Inc.		01-0822645		0001156039		DeCare Dental, LLC	MN	NIA	Anthem Holding Corp.	Ownership	100.000	Elevance Health, Inc.	NO	
.0671	Elevance Health, Inc.				0001156039		DeCare Operations Ireland, Limited	IRL	NIA	DeCare Dental, LLC	Ownership	100.000	Elevance Health, Inc.	NO	
.0671	Elevance Health, Inc.		20-0660775		0001156039		Delivery Network, LLC	FL	NIA	Highland Acquisition Holdings, LLC	Ownership	100.000	Elevance Health, Inc.	NO	
.0671	Elevance Health, Inc.		66-0948046		0001156039		Dental Services Organization, LLC	PR	NIA	Clinica Todo Salud, LLC	Ownership	100.000	Elevance Health, Inc.	NO	
.0671	Elevance Health, Inc.		26-2544715		0001156039		Designated Agent Company, Inc.	KY	NIA	Anthem Health Plans of Kentucky, Inc.	Ownership	100.000	Elevance Health, Inc.	NO	
.0671	Elevance Health, Inc.		27-2844373		0001156039		EasyScripts Cutler Bay, LLC	FL	NIA	Highland Acquisition Holdings, LLC	Ownership	100.000	Elevance Health, Inc.	NO	
.0671	Elevance Health, Inc.		26-2974996		0001156039		EasyScripts Hialeah, LLC	FL	NIA	Highland Acquisition Holdings, LLC	Ownership	100.000	Elevance Health, Inc.	NO	
.0671	Elevance Health, Inc.		30-0478573		0001156039		EasyScripts LLC	FL	NIA	Highland Acquisition Holdings, LLC	Ownership	100.000	Elevance Health, Inc.	NO	
.0671	Elevance Health, Inc.		46-0613819		0001156039		EasyScripts Westchester, LLC	FL	NIA	Highland Acquisition Holdings, LLC	Ownership	100.000	Elevance Health, Inc.	NO	
.0671	Elevance Health, Inc.		13-3934328		0001156039		EHC Benefits Agency, Inc.	NY	NIA	WellPoint Holding Corp	Ownership	100.000	Elevance Health, Inc.	NO	
.0671	Elevance Health, Inc.		35-2145715		0001156039	New York Stock Exchange (NYSE)	Elevance Health, Inc.	IN	UIP				Elevance Health, Inc.	NO	
.0671	Elevance Health, Inc.	55093	23-7391136		0001156039		Empire HealthChoice Assurance, Inc.	NY	IA	WellPoint Holding Corp	Ownership	100.000	Elevance Health, Inc.	NO	
.0671	Elevance Health, Inc.	95433	13-3874803		0001156039		Empire HealthChoice HMO, Inc.	NY	IA	Empire HealthChoice Assurance, Inc.	Ownership	100.000	Elevance Health, Inc.	NO	
.0671	Elevance Health, Inc.		26-4286154		0001156039		Federal Government Solutions, LLC	WI	NIA	ATH Holding Company, LLC	Ownership	100.000	Elevance Health, Inc.	NO	
.0671	Elevance Health, Inc.		54-1230110		0001156039		FHC Health Systems, Inc.	VA	NIA	Beacon Health Vista Parent, Inc.	Ownership	100.000	Elevance Health, Inc.	NO	
.0671	Elevance Health, Inc.	10119	41-2128275		0001156039		Freedom Health, Inc.	FL	IA	AMERIGROUP Corporation	Ownership	100.000	Elevance Health, Inc.	NO	
.0671	Elevance Health, Inc.				0001156039		Freedom SPV, Inc.	DE	NIA	ATH Holding Company, LLC	Ownership	100.000	Elevance Health, Inc.	NO	
.0671	Elevance Health, Inc.		95-2907752		0001156039		Golden West Health Plan, Inc.	CA	IA	WellPoint California Services, Inc.	Ownership	100.000	Elevance Health, Inc.	NO	.0101
.0671	Elevance Health, Inc.		84-4672692		0001156039		GR Health Solutions LLC	PA	NIA	Anthem Partnership Holding Company, LLC	Ownership	50.000	Elevance Health, Inc.	NO	.0108
.0671	Elevance Health, Inc.		58-1473042		0001156039		Greater Georgia Life Insurance Company	GA	IA	Georgia, Inc.	Ownership	100.000	Elevance Health, Inc.	NO	
.0671	Elevance Health, Inc.	12812	30-0326654		0001156039		Group Retiree Health Solutions, Inc.	PA	IA	GR Health Solutions LLC	Ownership	100.000	Elevance Health, Inc.	NO	
.0671	Elevance Health, Inc.		66-0695527		0001156039		Grupo Advantage del Oeste, LLC	PR	NIA	PHM MultiSalud, LLC	Ownership	100.000	Elevance Health, Inc.	NO	
.0671	Elevance Health, Inc.		66-0927403		0001156039		Grupo Advantage Metro, LLC	PR	NIA	PHM MultiSalud, LLC	Ownership	100.000	Elevance Health, Inc.	NO	
.0671	Elevance Health, Inc.	16426	82-1820099		0001156039		Health Colorado, Inc.	CO	IA	Beacon Health Options, Inc.	Ownership	16.670	Elevance Health, Inc.	NO	.0111
.0671	Elevance Health, Inc.		51-0365660		0001156039		Health Core, Inc.	DE	NIA	Arcus Enterprises, Inc.	Ownership	100.000	Elevance Health, Inc.	NO	
.0671	Elevance Health, Inc.		54-1237939		0001156039		Health Management Corporation	VA	NIA	Southeast Services, Inc.	Ownership	100.000	Elevance Health, Inc.	NO	
.0671	Elevance Health, Inc.		36-3897701		0001156039		Health Ventures Partner, L.L.C.	IL	NIA	UNICARE National Services, Inc.	Ownership	100.000	Elevance Health, Inc.	NO	
.0671	Elevance Health, Inc.	95169	54-1356687		0001156039		HealthKeepers, Inc.	VA	IA	Anthem Southeast, Inc.	Ownership	92.510	Elevance Health, Inc.	NO	
.0671	Elevance Health, Inc.	95169	54-1356687		0001156039		HealthKeepers, Inc.	VA	IA	UNICARE National Services, Inc.	Ownership	7.490	Elevance Health, Inc.	NO	
.0671	Elevance Health, Inc.	96475	43-1616135		0001156039		HealthLink HMO, Inc.	MO	IA	HealthLink, Inc.	Ownership	100.000	Elevance Health, Inc.	NO	
.0671	Elevance Health, Inc.		43-1364135		0001156039		HealthLink, Inc.	IL	NIA	RightCHOICE Managed Care, Inc.	Ownership	100.000	Elevance Health, Inc.	NO	
.0671	Elevance Health, Inc.	16574	13-3865627		0001156039		HealthPlus HP, LLC	NY	IA	AMERIGROUP Corporation	Ownership	100.000	Elevance Health, Inc.	NO	.0100
.0671	Elevance Health, Inc.	10122	20-0982649		0001156039		HealthSun Health Plans, Inc.	FL	IA	AMERIGROUP Corporation	Ownership	100.000	Elevance Health, Inc.	NO	
.0671	Elevance Health, Inc.		46-3434016		0001156039		HealthSun Physicians Network 1, LLC	FL	NIA	HealthSun Physicians Network, LLC	Ownership	100.000	Elevance Health, Inc.	NO	
.0671	Elevance Health, Inc.		46-5250294		0001156039		HealthSun Physicians Network, LLC	FL	NIA	Delivery Network, LLC	Ownership	100.000	Elevance Health, Inc.	NO	
.0671	Elevance Health, Inc.	78972	86-0257201		0001156039		Healthy Alliance Life Insurance Company	MO	IA	RightCHOICE Managed Care, Inc.	Ownership	100.000	Elevance Health, Inc.	NO	
.0671	Elevance Health, Inc.		47-3953545		0001156039		HEP AP Holdings, Inc.	DE	NIA	Imaging Management Holdings, L.L.C.	Ownership	100.000	Elevance Health, Inc.	NO	
.0671	Elevance Health, Inc.		81-3471305		0001156039		Highland Acquisition Holdings, LLC	DE	NIA	Highland Intermediate Holdings, LLC	Ownership	100.000	Elevance Health, Inc.	NO	
.0671	Elevance Health, Inc.		81-3487249		0001156039		Highland Intermediate Holdings, LLC	DE	NIA	Highland Investor Holdings, LLC	Ownership	100.000	Elevance Health, Inc.	NO	
.0671	Elevance Health, Inc.		81-3493196		0001156039		Highland Investor Holdings, LLC	DE	NIA	ATH Holding Company, LLC	Ownership	98.000	Elevance Health, Inc.	NO	
.0671	Elevance Health, Inc.		81-3493196		0001156039		Highland Investor Holdings, LLC	DE	NIA	AMERIGROUP Corporation	Ownership	2.000	Elevance Health, Inc.	NO	
.0671	Elevance Health, Inc.	95473	84-1017384		0001156039		HMO Colorado, Inc.	CO	IA	Rocky Mountain Hospital and Medical Service, Inc.	Ownership	100.000	Elevance Health, Inc.	NO	
.0671	Elevance Health, Inc.	95358	37-1216698		0001156039		HMO Missouri, Inc.	MO	IA	RightCHOICE Managed Care, Inc.	Ownership	100.000	Elevance Health, Inc.	NO	
.0671	Elevance Health, Inc.		83-2158120		0001156039		IEC Group Holdings, Inc.	ID	NIA	ATH Holding Company, LLC	Ownership	100.000	Elevance Health, Inc.	NO	
.0671	Elevance Health, Inc.		82-0497661		0001156039		IEC Group, Inc. d/b/a AmeriBen	ID	NIA	IEC Group Holdings, Inc.	Ownership	100.000	Elevance Health, Inc.	NO	

STATEMENT AS OF JUNE 30, 2022 OF THE AMH Health, LLC

SCHEDULE Y

PART 1A - DETAIL OF INSURANCE HOLDING COMPANY SYSTEM

1	2	3	4	5	6	7	8	9	10	11	12	13	14	15	16
Group Code	Group Name	NAIC Company Code	ID Number	Federal RSSD	CIK	Name of Securities Exchange if Publicly Traded (U.S. or International)	Names of Parent, Subsidiaries Or Affiliates	Domi-ciliary Location	Relation-ship to Reporting Entity	Directly Controlled by (Name of Entity/Person)	Type of Control (Ownership, Board, Management, Attorney-in-Fact, Influence, Other)	If Control is Ownership Provide Percentage	Ultimate Controlling Entity(ies)/Person(s)	Is an SCA Filing Re-quired? (Yes/No)	*
.0671	Elevance Health, Inc.		75-2619605		0001156039		Imaging Management Holdings, L.L.C.	DE	NIA	ATH Holding Company, LLC	Ownership	100.000	Elevance Health, Inc.	NO	
.0671	Elevance Health, Inc.		82-3062245		0001156039		IngeniRX, Inc.	IN	NIA	Carelon Holdings, Inc.	Ownership	100.000	Elevance Health, Inc.	NO	
.0671	Elevance Health, Inc.		66-0884762		0001156039		InHealth Management, LLC	PR	NIA	MSO Holdings, LLC	Ownership	100.000	Elevance Health, Inc.	NO	
.0671	Elevance Health, Inc.	15454	45-3027404		0001156039		Integra MLTC, Inc.		IA	ATH Holding Company, LLC	Ownership	100.000	Elevance Health, Inc.	NO	
.0671	Elevance Health, Inc.		66-0959260		0001156039		IPA Holdings, LLC	PR	NIA	MSO Holdings, LLC	Ownership	100.000	Elevance Health, Inc.	NO	
.0671	Elevance Health, Inc.		98-1397080		0001156039		Legato Health Technologies Ireland, Ltd	IRL	NIA	Legato Holdings I, Inc.	Ownership	100.000	Elevance Health, Inc.	NO	
.0671	Elevance Health, Inc.		98-1397080		0001156039		Legato Health Technologies LLP	IN	NIA	Legato Holdings I, Inc.	Ownership	99.000	Elevance Health, Inc.	NO	
.0671	Elevance Health, Inc.		98-1397080		0001156039		Legato Health Technologies LLP	IN	NIA	Legato Holdings II, LLC	Ownership	1.000	Elevance Health, Inc.	NO	
.0671	Elevance Health, Inc.		98-1490582		0001156039		Legato Health Technologies Philippines, Inc.	PHL	NIA	Legato Holdings I, Inc.	Ownership	100.000	Elevance Health, Inc.	NO	0106
.0671	Elevance Health, Inc.		87-2164713		0001156039		Legato Health Technologies Puerto Rico, LLC	PR	NIA	Legato Holdings I, Inc.	Ownership	100.000	Elevance Health, Inc.	NO	
.0671	Elevance Health, Inc.		82-3030791		0001156039		Legato Health Technologies, U.S., Inc	IN	NIA	Legato Holdings I, Inc.	Ownership	100.000	Elevance Health, Inc.	NO	
.0671	Elevance Health, Inc.		82-3031178		0001156039		Legato Holdings I, Inc.	IN	NIA	Elevance Health, Inc.	Ownership	100.000	Elevance Health, Inc.	NO	
.0671	Elevance Health, Inc.		02-0581429		0001156039		Legato Holdings II, LLC	IN	NIA	Legato Holdings I, Inc.	Ownership	100.000	Elevance Health, Inc.	NO	
.0671	Elevance Health, Inc.		66-0999240		0001156039		Living Complete Technologies, Inc.	MD	NIA	ATH Holding Company, LLC	Ownership	100.000	Elevance Health, Inc.	NO	
.0671	Elevance Health, Inc.		66-0999355		0001156039		MAPR Capital, LLC	PR	NIA	MAPR Global, LLC	Ownership	100.000	Elevance Health, Inc.	NO	
.0671	Elevance Health, Inc.		66-0999498		0001156039		MAPR Global, LLC	PR	NIA	APR, LLC	Ownership	100.000	Elevance Health, Inc.	NO	
.0671	Elevance Health, Inc.		04-3307857		0001156039		MAPR Holdings, LLC	PR	NIA	MAPR Capital, LLC	Ownership	100.000	Elevance Health, Inc.	NO	
.0671	Elevance Health, Inc.		04-3307857		0001156039		Massachusetts Behavioral Health Partnership	MA	NIA	Beacon Health Options, Inc.	Ownership	50.000	Elevance Health, Inc.	NO	
.0671	Elevance Health, Inc.		04-3307857		0001156039		Massachusetts Behavioral Health Partnership	MA	NIA	OPTIONS Health Care, Inc.	Ownership	50.000	Elevance Health, Inc.	NO	
.0671	Elevance Health, Inc.	95527	02-0494919		0001156039		Matthew Thornton Health Plan, Inc.	NH	IA	Anthem Health Plans of New Hampshire, Inc.	Ownership	100.000	Elevance Health, Inc.	NO	
.0671	Elevance Health, Inc.		66-0823267		0001156039		Medical Dental Network Management, LLC	PR	NIA	MMM Holdings, LLC	Ownership	100.000	Elevance Health, Inc.	NO	
.0671	Elevance Health, Inc.		39-2013971		0001156039		Meridian Resource Company, LLC	WI	NIA	Compcare Health Services Insurance Corporation	Ownership	100.000	Elevance Health, Inc.	NO	
.0671	Elevance Health, Inc.	12913	20-5862801		0001156039		Missouri Care, Incorporated	MO	IA	ATH Holding Company, LLC	Ownership	100.000	Elevance Health, Inc.	NO	
.0671	Elevance Health, Inc.		66-1002717		0001156039		MMM Contact, LLC	PR	IA	MMM Holdings, LLC	Ownership	100.000	Elevance Health, Inc.	NO	
.0671	Elevance Health, Inc.	11157	66-0588600		0001156039		MMM Healthcare, LLC	PR	IA	MMM Holdings, LLC	Ownership	100.000	Elevance Health, Inc.	NO	
.0671	Elevance Health, Inc.		66-0649625		0001156039		MMM Holdings, LLC	PR	NIA	MAPR Holdings, LLC	Ownership	100.000	Elevance Health, Inc.	NO	
.0671	Elevance Health, Inc.	12534	66-0653763		0001156039		MMM Multi Health, LLC	PR	IA	MMM Holdings, LLC	Ownership	100.000	Elevance Health, Inc.	NO	
.0671	Elevance Health, Inc.		66-1002779		0001156039		MMM Transportation, LLC	PR	NIA	MSO Holdings, LLC	Ownership	100.000	Elevance Health, Inc.	NO	
.0671	Elevance Health, Inc.		82-4684953		0001156039		Momentum Health Partners, LLC	NC	NIA	Anthem Partnership Holding Company, LLC	Ownership	50.000	Elevance Health, Inc.	NO	0107
.0671	Elevance Health, Inc.		66-0645750		0001156039		MSO Holdings, LLC	PR	NIA	MAPR Capital, LLC	Ownership	100.000	Elevance Health, Inc.	NO	
.0671	Elevance Health, Inc.		66-0719637		0001156039		MSO of Puerto Rico, LLC	PR	NIA	MSO Holdings, LLC	Ownership	100.000	Elevance Health, Inc.	NO	
.0671	Elevance Health, Inc.		84-1811105		0001156039		myNEXUS Holdings, Inc.	DE	NIA	ATH Holding Company, LLC	Ownership	100.000	Elevance Health, Inc.	NO	
.0671	Elevance Health, Inc.		84-1801030		0001156039		myNEXUS Management, Inc.	DE	NIA	myNEXUS Holdings, Inc.	Ownership	100.000	Elevance Health, Inc.	NO	
.0671	Elevance Health, Inc.		81-4603181		0001156039		myNEXUS NPHO of TEXAS	TX	NIA	MyNexus, Inc.	Ownership	100.000	Elevance Health, Inc.	NO	
.0671	Elevance Health, Inc.		85-0541810		0001156039		myNEXUS NY IPA, LLC	NY	NIA	MyNexus, Inc.	Ownership	100.000	Elevance Health, Inc.	NO	
.0671	Elevance Health, Inc.		47-4671638		0001156039		MyNexus, Inc.	DE	NIA	myNEXUS Management, Inc.	Ownership	100.000	Elevance Health, Inc.	NO	
.0671	Elevance Health, Inc.		83-0892028		0001156039		Nash Holding Company, LLC	DE	NIA	ATH Holding Company, LLC	Ownership	100.000	Elevance Health, Inc.	NO	
.0671	Elevance Health, Inc.		35-1840597		0001156039		National Government Services, Inc.	IN	NIA	Federal Government Solutions, LLC	Ownership	100.000	Elevance Health, Inc.	NO	
.0671	Elevance Health, Inc.		04-2919509		0001156039		New England Research Institute, Inc.	MA	NIA	Health Core, Inc.	Ownership	100.000	Elevance Health, Inc.	NO	
.0671	Elevance Health, Inc.		81-5476630		0001156039		NGS Federal, LLC	IN	NIA	Federal Government Solutions, LLC	Ownership	100.000	Elevance Health, Inc.	NO	
.0671	Elevance Health, Inc.	12259	20-1336412		0001156039		Optinum Healthcare, Inc.	FL	IA	AMERIGROUP Corporation	Ownership	100.000	Elevance Health, Inc.	NO	
.0671	Elevance Health, Inc.		54-1826967		0001156039		OPTIONS Health Care, Inc.	DE	NIA	Beacon Health Options, Inc.	Ownership	100.000	Elevance Health, Inc.	NO	
.0671	Elevance Health, Inc.		95-4249368		0001156039		Park Square Holdings, Inc.	CA	NIA	WellPoint California Services, Inc.	Ownership	100.000	Elevance Health, Inc.	NO	
.0671	Elevance Health, Inc.		95-4386221		0001156039		Park Square I, Inc.	CA	NIA	WellPoint California Services, Inc.	Ownership	100.000	Elevance Health, Inc.	NO	
.0671	Elevance Health, Inc.		95-4249345		0001156039		Park Square II, Inc.	CA	NIA	WellPoint California Services, Inc.	Ownership	100.000	Elevance Health, Inc.	NO	
.0671	Elevance Health, Inc.		27-1991772		0001156039		Pasteur Medical Bird Road, LLC	FL	NIA	Highland Acquisition Holdings, LLC	Ownership	100.000	Elevance Health, Inc.	NO	
.0671	Elevance Health, Inc.		20-2749389		0001156039		Pasteur Medical Center, LLC	DE	NIA	Highland Acquisition Holdings, LLC	Ownership	100.000	Elevance Health, Inc.	NO	
.0671	Elevance Health, Inc.		27-1366915		0001156039		Pasteur Medical Cutler Bay, LLC	FL	NIA	Highland Acquisition Holdings, LLC	Ownership	100.000	Elevance Health, Inc.	NO	
.0671	Elevance Health, Inc.		20-0610128		0001156039		Pasteur Medical Group, LLC	FL	NIA	Highland Acquisition Holdings, LLC	Ownership	100.000	Elevance Health, Inc.	NO	
.0671	Elevance Health, Inc.		37-1668303		0001156039		Pasteur Medical Hialeah Gardens, LLC	FL	NIA	Highland Acquisition Holdings, LLC	Ownership	100.000	Elevance Health, Inc.	NO	
.0671	Elevance Health, Inc.		47-3464152		0001156039		Pasteur Medical Kendall, LLC	FL	NIA	Highland Acquisition Holdings, LLC	Ownership	100.000	Elevance Health, Inc.	NO	

STATEMENT AS OF JUNE 30, 2022 OF THE AMH Health, LLC

SCHEDULE Y
PART 1A - DETAIL OF INSURANCE HOLDING COMPANY SYSTEM

1	2	3	4	5	6	7	8	9	10	11	12	13	14	15	16
Group Code	Group Name	NAIC Company Code	ID Number	Federal RSSD	CIK	Name of Securities Exchange if Publicly Traded (U.S. or International)	Names of Parent, Subsidiaries Or Affiliates	Domiciliary Location	Relationship to Reporting Entity	Directly Controlled by (Name of Entity/Person)	Type of Control (Ownership, Board, Management, Attorney-in-Fact, Influence, Other)	If Control is Ownership Provide Percentage	Ultimate Controlling Entity(ies)/Person(s)	Is an SCA Filing Required? (Yes/No)	*
.0671	Elevance Health, Inc.		27-2810478		0001156039		Pasteur Medical Management, LLC	FL	NIA	Highland Acquisition Holdings, LLC	Ownership	100.000	Elevance Health, Inc.	NO	
.0671	Elevance Health, Inc.		33-1217936		0001156039		Pasteur Medical Miami Gardens, LLC	FL	NIA	Highland Acquisition Holdings, LLC	Ownership	100.000	Elevance Health, Inc.	NO	
.0671	Elevance Health, Inc.		27-2651017		0001156039		Pasteur Medical North Miami Beach, LLC	FL	NIA	Highland Acquisition Holdings, LLC	Ownership	100.000	Elevance Health, Inc.	NO	
.0671	Elevance Health, Inc.		26-0813665		0001156039		Pasteur Medical Partners, LLC	FL	NIA	Highland Acquisition Holdings, LLC	Ownership	100.000	Elevance Health, Inc.	NO	
.0671	Elevance Health, Inc.		66-0693134		0001156039		PHM Healthcare Solutions, Inc.	PR	NIA	Physician Group Practices, LLC	Ownership	100.000	Elevance Health, Inc.	NO	
.0671	Elevance Health, Inc.		66-0864220		0001156039		PHM IntraHospital Physician Group, LLC	PR	NIA	PHM MultiSalud, LLC	Ownership	100.000	Elevance Health, Inc.	NO	
.0671	Elevance Health, Inc.		66-0811976		0001156039		PHM Multidisciplinary Clinic Aguadilla LLC	PR	NIA	PHM MultiDisciplinary Clinic, LLC	Ownership	100.000	Elevance Health, Inc.	NO	
.0671	Elevance Health, Inc.		66-0812014		0001156039		PHM Multidisciplinary Clinic Arecibo LLC	PR	NIA	PHM MultiDisciplinary Clinic, LLC	Ownership	100.000	Elevance Health, Inc.	NO	
.0671	Elevance Health, Inc.		66-0925853		0001156039		PHM Multidisciplinary Clinic Cabo Rojo LLC	PR	NIA	PHM MultiDisciplinary Clinic, LLC	Ownership	100.000	Elevance Health, Inc.	NO	
.0671	Elevance Health, Inc.		66-0764408		0001156039		PHM Multidisciplinary Clinic Guayama LLC	PR	NIA	PHM MultiDisciplinary Clinic, LLC	Ownership	100.000	Elevance Health, Inc.	NO	
.0671	Elevance Health, Inc.		66-0949111		0001156039		PHM Multidisciplinary Clinic Maunabo LLC	PR	NIA	PHM MultiDisciplinary Clinic, LLC	Ownership	100.000	Elevance Health, Inc.	NO	
.0671	Elevance Health, Inc.		66-0859950		0001156039		PHM MultiDisciplinary Clinic, LLC	PR	NIA	PHM MultiSalud, LLC	Ownership	100.000	Elevance Health, Inc.	NO	
.0671	Elevance Health, Inc.		66-0867882		0001156039		PHM MultiSalud, LLC	PR	NIA	Physician Group Practices, LLC	Ownership	100.000	Elevance Health, Inc.	NO	
.0671	Elevance Health, Inc.		66-0864171		0001156039		PHM Specialty Network, LLC	PR	NIA	PHM MultiSalud, LLC	Ownership	100.000	Elevance Health, Inc.	NO	
.0671	Elevance Health, Inc.		66-0960976		0001156039		Physician Group Practices, LLC	PR	NIA	IPA Holdings, LLC	Ownership	100.000	Elevance Health, Inc.	NO	
.0671	Elevance Health, Inc.	12178	66-0592131		0001156039		PMC Medicare Choice, LLC	PR	IA	MM Holdings, LLC	Ownership	100.000	Elevance Health, Inc.	NO	
.0671	Elevance Health, Inc.		56-2396739		0001156039		Resolution Health, Inc.	DE	NIA	Anthem Southeast, Inc.	Ownership	100.000	Elevance Health, Inc.	NO	
.0671	Elevance Health, Inc.		47-0851593		0001156039		RightCHOICE Managed Care, Inc.	DE	NIA	Anthem Holding Corp.	Ownership	100.000	Elevance Health, Inc.	NO	
.0671	Elevance Health, Inc.						Rocky Mountain Hospital and Medical Service, Inc.	CO	IA	ATH Holding Company, LLC	Ownership	100.000	Elevance Health, Inc.	NO	
.0671	Elevance Health, Inc.	11011	84-0747736		0001156039		SeiCore, Inc.	DE	NIA	Elevance Health, Inc.	Ownership	100.000	Elevance Health, Inc.	NO	
.0671	Elevance Health, Inc.		20-0473316		0001156039		Simply Healthcare Plans, Inc.	FL	IA	AMERIGROUP Corporation	Ownership	100.000	Elevance Health, Inc.	NO	
.0671	Elevance Health, Inc.	13726	27-0945036		0001156039		Southeast Services, Inc.	VA	NIA	Anthem Southeast, Inc.	Ownership	100.000	Elevance Health, Inc.	NO	
.0671	Elevance Health, Inc.		55-0712302		0001156039		State Sponsored Services, Inc.	IN	NIA	UNICARE Specialty Services, Inc.	Ownership	100.000	Elevance Health, Inc.	NO	
.0671	Elevance Health, Inc.		45-4071004		0001156039		The Elevance Health Companies of California, Inc.	CA	NIA	ATH Holding Company, LLC	Ownership	100.000	Elevance Health, Inc.	NO	
.0671	Elevance Health, Inc.		35-1835818		0001156039		The Elevance Health Companies, Inc.	IN	NIA	ATH Holding Company, LLC	Ownership	100.000	Elevance Health, Inc.	NO	
.0671	Elevance Health, Inc.				0001156039		Triadd NY, LLC dba MyCompass	NY	NIA	Alliance Care Management, LLC	Ownership	25.000	Elevance Health, Inc.	NO	0113
.0671	Elevance Health, Inc.		43-1967924		0001156039		TrustSolutions, LLC	WI	NIA	Federal Government Solutions, LLC	Ownership	100.000	Elevance Health, Inc.	NO	
.0671	Elevance Health, Inc.		84-1620480		0001156039		UNICARE Health Plan of West Virginia, Inc.	WV	IA	UNICARE National Services, Inc.	Ownership	100.000	Elevance Health, Inc.	NO	
.0671	Elevance Health, Inc.	11810	36-3899137		0001156039		UNICARE Illinois Services, Inc.	IL	NIA	UNICARE National Services, Inc.	Ownership	100.000	Elevance Health, Inc.	NO	
.0671	Elevance Health, Inc.		52-0913817		0001156039		UNICARE Life & Health Insurance Company	IN	IA	UNICARE National Services, Inc.	Ownership	100.000	Elevance Health, Inc.	NO	
.0671	Elevance Health, Inc.	80314	95-4635507		0001156039		UNICARE National Services, Inc.	DE	NIA	Anthem Holding Corp.	Ownership	100.000	Elevance Health, Inc.	NO	
.0671	Elevance Health, Inc.		77-0494551		0001156039		UNICARE Specialty Services, Inc.	DE	NIA	Anthem Holding Corp.	Ownership	100.000	Elevance Health, Inc.	NO	
.0671	Elevance Health, Inc.		45-4238555		0001156039		ValueOptions Federal Services, Inc.	VA	NIA	Beacon Health Options, Inc.	Ownership	100.000	Elevance Health, Inc.	NO	
.0671	Elevance Health, Inc.	15448	46-2053405		0001156039		ValueOptions of New Jersey, Inc.	NJ	IA	Beacon Health Options, Inc.	Ownership	100.000	Elevance Health, Inc.	NO	
.0671	Elevance Health, Inc.	95799	75-2749263		0001156039		ValueOptions of Texas, Inc.	TX	IA	Beacon Health Options, Inc.	Ownership	100.000	Elevance Health, Inc.	NO	
.0671	Elevance Health, Inc.		66-0865037		0001156039		VITA CARE, LLC	PR	NIA	MSO Holdings, LLC	Ownership	100.000	Elevance Health, Inc.	NO	
.0671	Elevance Health, Inc.		20-0660563		0001156039		WellMax Health Medical Centers, LLC	FL	NIA	Delivery Network, LLC	Ownership	100.000	Elevance Health, Inc.	NO	
.0671	Elevance Health, Inc.		20-0660644		0001156039		WellMax Health Physicians Network, LLC	FL	NIA	Delivery Network, LLC	Ownership	100.000	Elevance Health, Inc.	NO	
.0671	Elevance Health, Inc.		20-4405193		0001156039		WellPoint Acquisition, LLC	IN	NIA	Elevance Health, Inc.	Ownership	100.000	Elevance Health, Inc.	NO	
.0671	Elevance Health, Inc.		95-4640531		0001156039		WellPoint California Services, Inc.	DE	NIA	Anthem Holding Corp.	Ownership	100.000	Elevance Health, Inc.	NO	
.0671	Elevance Health, Inc.		95-4657170		0001156039		WellPoint Dental Services, Inc.	DE	NIA	UNICARE Specialty Services, Inc.	Ownership	100.000	Elevance Health, Inc.	NO	
.0671	Elevance Health, Inc.		81-2874917		0001156039		WellPoint Health Solutions, Inc.	DE	NIA	Federal Government Solutions, LLC	Ownership	100.000	Elevance Health, Inc.	NO	
.0671	Elevance Health, Inc.		20-3620996		0001156039		WellPoint Holding Corp	DE	NIA	Elevance Health, Inc.	Ownership	100.000	Elevance Health, Inc.	NO	
.0671	Elevance Health, Inc.		45-2736438		0001156039		WellPoint Information Technology Services, Inc.	CA	NIA	Blue Cross of California	Ownership	100.000	Elevance Health, Inc.	NO	
.0671	Elevance Health, Inc.		36-4595641		0001156039		WellPoint Insurance Services, Inc.	HI	NIA	Elevance Health, Inc.	Ownership	100.000	Elevance Health, Inc.	NO	
.0671	Elevance Health, Inc.		47-2546820		0001156039		WellPoint Military Care Corporation	IN	NIA	Federal Government Solutions, LLC	Ownership	100.000	Elevance Health, Inc.	NO	
.0671	Elevance Health, Inc.	15929	47-5569628		0001156039		Wisconsin Collaborative Insurance Company	WI	IA	Crossroads Acquisition Corp.	Ownership	100.000	Elevance Health, Inc.	NO	
.0671	Elevance Health, Inc.		47-3025203		0001156039		ZipDrug Inc.	DE	NIA	IngenioRx, Inc.	Ownership	100.000	Elevance Health, Inc.	NO	

STATEMENT AS OF JUNE 30, 2022 OF THE AMH Health, LLC

Asterisk	Explanation
0100	Insurer is deemed to be an insurance affiliate in column 10 and has an NAIC Company Code in column 3. However, it does not file an NAIC statutory statement because it is regulated by the New York State Department of Health.
0101	Insurer is deemed to be an insurance affiliate in column 10, but does not have an NAIC Company Code in column 3 because it is regulated by the California Department of Managed Health Care.
0102	CCHA, LLC is a joint venture 50% owned by Anthem Partnership Holding Company, LLC and 50% owned by Colorado Community Health Alliance, LLC, a non-affiliate.
0103	Owned 77% by Centros Medicos Unidos del Oeste, LLC, 13% by Asociacion de Medicos del Oeste, Inc. (a non-affiliate) and 10% by Doctores Asociados del Noroeste, Inc. (a non-affiliate).
0104	Community Care Health Plan of Louisiana, Inc. is a joint venture 75% owned by Anthem Partnership Holding Company, LLC and 25% owned by Louisiana Health Service & Indemnity Company d/b/a Blue Cross and Blue Shield of Louisiana (a non-affiliate).
0105	AMH Health, LLC is a joint venture 50% owned by Anthem Partnership Holding Company, LLC and 50% by MaineHealth, a non-affiliate.
0106	Legato Health Technologies Philippines, Inc. was incorporated under with the Republic of the Philippines, and is 100% owned by Legato Holdings I, Inc. an Indiana corporation.
0107	Momentum Health Partners, LLC is a joint venture 50% owned by Anthem Partnership Holding Company, LLC and 50% owned by Blue Cross and Blue Shield of North Carolina, a non-affiliate.
0108	GR Health Solutions, LLC is a joint venture 50% owned by Anthem Partnership Holding Company, LLC and 50% owned by Independence Blue Cross, LLC, a non-affiliate.
0109	Owned 50% by Centro Medicina Familiar del Norte, LLC and 50% by ACO del Norte, LLC, a non-affiliated entity.
0110	North Florida Behavioral Health Partners, Inc. is 50% owned by Beacon Health Options, Inc. and 50% owned by North Florida Behavioral Health Network, Inc. (non-affiliate)
0111	83.33% owned by unaffiliated investors
0112	Community Care Health Plan of Nebraska, Inc. is a joint venture 95% owned by Anthem Partnership Holding Company, LLC and 5% owned by Blue Cross and Blue Shield of Nebraska, a non-affiliate.
0113	TriadDD NY, LLC dba MyCompass (NY) is owned 25% by Alliance Care Management, LLC and 75% by non-affiliates.
0114	Community Care Health Plan of Kansas, Inc. is a joint venture 90% owned by Anthem Partnership Holding Company, LLC, 5% owned by Blue Cross and Blue Shield of Kansas (a non-affiliate), and 5% owned by Blue Cross and Blue Shield of Kansas City, a non-affiliate.
0115	APC Passe, LLC is 49% owned by Anthem Partnership Holding Company, LLC and 51% owned by the Arkansas Provider Coalition, LLC, which is not affiliated with Anthem, Inc.

SUPPLEMENTAL EXHIBITS AND SCHEDULES INTERROGATORIES

The following supplemental reports are required to be filed as part of your statement filing. However, in the event that your company does not transact the type of business for which the special report must be filed, your response of NO to the specific interrogatory will be accepted in lieu of filing a "NONE" report and a bar code will be printed below. If the supplement is required of your company but is not being filed for whatever reason enter SEE EXPLANATION and provide an explanation following the interrogatory questions.

	Response
1. Will the Medicare Part D Coverage Supplement be filed with the state of domicile and the NAIC with this statement?	NO

AUGUST FILING

2. Will the regulator-only (non-public) Communication of Internal Control Related Matters Noted in Audit be filed with the state of domicile and electronically with the NAIC (as a regulator-only non-public document) by August 1? The response for 1st and 3rd quarters should be N/A. A NO response resulting with a bar code is only appropriate in the 2nd quarter.	YES
--	-----

Explanation:

1.

Bar Code:

1. Medicare Part D Coverage Supplement [Document Identifier 365]



NONE

STATEMENT AS OF JUNE 30, 2022 OF THE AMH Health, LLC

SCHEDULE A - VERIFICATION

Real Estate

	1 Year to Date	2 Prior Year Ended December 31
1. Book/adjusted carrying value, December 31 of prior year		
2. Cost of acquired:		
2.1 Actual cost at time of acquisition		
2.2 Additional investment made after acquisition		
3. Current year change in encumbrances		
4. Total gain (loss) on disposals		
5. Deduct amounts received on disposals		
6. Total foreign exchange change in book/adjusted carrying value		
7. Deduct current year's other than temporary impairment recognized		
8. Deduct current year's depreciation		
9. Book/adjusted carrying value at the end of current period (Lines 1+2+3+4-5+6-7-8)		
10. Deduct total nonadmitted amounts		
11. Statement value at end of current period (Line 9 minus Line 10)		

NONE

SCHEDULE B - VERIFICATION

Mortgage Loans

	1 Year to Date	2 Prior Year Ended December 31
1. Book value/recorded investment excluding accrued interest, December 31 of prior year		
2. Cost of acquired:		
2.1 Actual cost at time of acquisition		
2.2 Additional investment made after acquisition		
3. Capitalized deferred interest and other		
4. Accrual of discount		
5. Unrealized valuation increase (decrease)		
6. Total gain (loss) on disposals		
7. Deduct amounts received on disposals		
8. Deduct amortization of premium and mortgage interest paid and commitment fees		
9. Total foreign exchange change in book value/recorded investment excluding accrued interest		
10. Deduct current year's other than temporary impairment recognized		
11. Book value/recorded investment excluding accrued interest at end of current period (Lines 1+2+3+4+5+6-7-8+9-10)		
12. Total valuation allowance		
13. Subtotal (Line 11 plus Line 12)		
14. Deduct total nonadmitted amounts		
15. Statement value at end of current period (Line 13 minus Line 14)		

NONE

SCHEDULE BA - VERIFICATION

Other Long-Term Invested Assets

	1 Year to Date	2 Prior Year Ended December 31
1. Book/adjusted carrying value, December 31 of prior year		
2. Cost of acquired:		
2.1 Actual cost at time of acquisition		
2.2 Additional investment made after acquisition		
3. Capitalized deferred interest and other		
4. Accrual of discount		
5. Unrealized valuation increase (decrease)		
6. Total gain (loss) on disposals		
7. Deduct amounts received on disposals		
8. Deduct amortization of premium and depreciation		
9. Total foreign exchange change in book/adjusted carrying value		
10. Deduct current year's other than temporary impairment recognized		
11. Book/adjusted carrying value at end of current period (Lines 1+2+3+4+5+6-7-8+9-10)		
12. Deduct total nonadmitted amounts		
13. Statement value at end of current period (Line 11 minus Line 12)		

NONE

SCHEDULE D - VERIFICATION

Bonds and Stocks

	1 Year to Date	2 Prior Year Ended December 31
1. Book/adjusted carrying value of bonds and stocks, December 31 of prior year	30,952,380	2,357,740
2. Cost of bonds and stocks acquired	2,000,000	64,607,200
3. Accrual of discount	1,220	13,915
4. Unrealized valuation increase (decrease)	(1,485,617)	(901,900)
5. Total gain (loss) on disposals	0	178,863
6. Deduct consideration for bonds and stocks disposed of	0	35,126,183
7. Deduct amortization of premium	309,585	177,255
8. Total foreign exchange change in book/adjusted carrying value	0	0
9. Deduct current year's other than temporary impairment recognized	0	0
10. Total investment income recognized as a result of prepayment penalties and/or acceleration fees	0	0
11. Book/adjusted carrying value at end of current period (Lines 1+2+3+4+5-6-7+8-9+10)	31,158,398	30,952,380
12. Deduct total nonadmitted amounts	0	0
13. Statement value at end of current period (Line 11 minus Line 12)	31,158,398	30,952,380

STATEMENT AS OF JUNE 30, 2022 OF THE AMH Health, LLC

SCHEDULE D - PART 1B

Showing the Acquisitions, Dispositions and Non-Trading Activity
During the Current Quarter for all Bonds and Preferred Stock by NAIC Designation

NAIC Designation	1 Book/Adjusted Carrying Value Beginning of Current Quarter	2 Acquisitions During Current Quarter	3 Dispositions During Current Quarter	4 Non-Trading Activity During Current Quarter	5 Book/Adjusted Carrying Value End of First Quarter	6 Book/Adjusted Carrying Value End of Second Quarter	7 Book/Adjusted Carrying Value End of Third Quarter	8 Book/Adjusted Carrying Value December 31 Prior Year
BONDS								
1. NAIC 1 (a)	26,820,081	0	0	(1,602,266)	26,820,081	25,217,815	0	27,016,024
2. NAIC 2 (a)	0	0	0	0	0	0	0	0
3. NAIC 3 (a)	0	0	0	0	0	0	0	0
4. NAIC 4 (a)	0	0	0	0	0	0	0	0
5. NAIC 5 (a)	0	0	0	0	0	0	0	0
6. NAIC 6 (a)	0	0	0	0	0	0	0	0
7. Total Bonds	26,820,081	0	0	(1,602,266)	26,820,081	25,217,815	0	27,016,024
PREFERRED STOCK								
8. NAIC 1	0	0	0	0	0	0	0	0
9. NAIC 2	0	0	0	0	0	0	0	0
10. NAIC 3	0	0	0	0	0	0	0	0
11. NAIC 4	0	0	0	0	0	0	0	0
12. NAIC 5	0	0	0	0	0	0	0	0
13. NAIC 6	0	0	0	0	0	0	0	0
14. Total Preferred Stock	0	0	0	0	0	0	0	0
15. Total Bonds and Preferred Stock	26,820,081	0	0	(1,602,266)	26,820,081	25,217,815	0	27,016,024

(a) Book/Adjusted Carrying Value column for the end of the current reporting period includes the following amount of short-term and cash equivalent bonds by NAIC designation:

NAIC 1 \$0 ; NAIC 2 \$0 ; NAIC 3 \$0 NAIC 4 \$0 ; NAIC 5 \$0 ; NAIC 6 \$0

S102

Schedule DA - Part 1 - Short-Term Investments

NONE

Schedule DA - Verification - Short-Term Investments

NONE

Schedule DB - Part A - Verification - Options, Caps, Floors, Collars, Swaps and Forwards

NONE

Schedule DB - Part B - Verification - Futures Contracts

NONE

Schedule DB - Part C - Section 1 - Replication (Synthetic Asset) Transactions (RSATs) Open

NONE

Schedule DB-Part C-Section 2-Reconciliation of Replication (Synthetic Asset) Transactions Open

NONE

Schedule DB - Verification - Book/Adjusted Carrying Value, Fair Value and Potential Exposure of Derivatives

NONE

Schedule E - Part 2 - Verification - Cash Equivalents

NONE

Schedule A - Part 2 - Real Estate Acquired and Additions Made

NONE

Schedule A - Part 3 - Real Estate Disposed

NONE

Schedule B - Part 2 - Mortgage Loans Acquired and Additions Made

NONE

Schedule B - Part 3 - Mortgage Loans Disposed, Transferred or Repaid

NONE

Schedule BA - Part 2 - Other Long-Term Invested Assets Acquired and Additions Made

NONE

Schedule BA - Part 3 - Other Long-Term Invested Assets Disposed, Transferred or Repaid

NONE

STATEMENT AS OF JUNE 30, 2022 OF THE AMH Health, LLC

SCHEDULE D - PART 3

Show All Long-Term Bonds and Stock Acquired During the Current Quarter

1 CUSIP Identification	2 Description	3 Foreign	4 Date Acquired	5 Name of Vendor	6 Number of Shares of Stock	7 Actual Cost	8 Par Value	9 Paid for Accrued Interest and Dividends	10 NAIC Designation, NAIC Designation Modifier and SVO Admini- strative Symbol	
2509999997. Total - Bonds - Part 3						0	0	0	XXX	
2509999998. Total - Bonds - Part 5						XXX	XXX	XXX	XXX	
2509999999. Total - Bonds						0	0	0	XXX	
4509999997. Total - Preferred Stocks - Part 3						0	XXX	0	XXX	
4509999998. Total - Preferred Stocks - Part 5						XXX	XXX	XXX	XXX	
4509999999. Total - Preferred Stocks						0	XXX	0	XXX	
000000-00-0	AMH Health Plans of Maine, Inc.		.06/30/2022	Capital Contribution		2,000,000				
5919999999. Subtotal - Common Stocks - Parent, Subsidiaries and Affiliates Publicly Traded						2,000,000	XXX	0	XXX	
5989999997. Total - Common Stocks - Part 3						2,000,000	XXX	0	XXX	
5989999998. Total - Common Stocks - Part 5						XXX	XXX	XXX	XXX	
5989999999. Total - Common Stocks						2,000,000	XXX	0	XXX	
5999999999. Total - Preferred and Common Stocks						2,000,000	XXX	0	XXX	
6009999999 - Totals							2,000,000	XXX	0	XXX

E04

Schedule D - Part 4 - Long-Term Bonds and Stocks Sold, Redeemed or Otherwise Disposed Of

N O N E

Schedule DB - Part A - Section 1 - Options, Caps, Floors, Collars, Swaps and Forwards Open

N O N E

Schedule DB - Part B - Section 1 - Futures Contracts Open

N O N E

Schedule DB - Part B - Section 1B - Brokers with whom cash deposits have been made

N O N E

Schedule DB - Part D - Section 1 - Counterparty Exposure for Derivative Instruments Open

N O N E

Schedule DB - Part D-Section 2 - Collateral for Derivative Instruments Open - Pledged By

N O N E

Schedule DB - Part D-Section 2 - Collateral for Derivative Instruments Open - Pledged To

N O N E

Schedule DB - Part E - Derivatives Hedging Variable Annuity Guarantees

N O N E

STATEMENT AS OF JUNE 30, 2022 OF THE AMH Health, LLC
SCHEDULE DL - PART 1
SECURITIES LENDING COLLATERAL ASSETS

Reinvested Collateral Assets Owned Current Statement Date

(Securities lending collateral assets reported in aggregate on Line 10 of the Assets page and not included on Schedules A, B, BA, D, DB and E)

1	2	3	4	5	6	7
CUSIP Identification	Description	Code	NAIC Designation, NAIC Designation Modifier and SVO Administrative Symbol	Fair Value	Book/Adjusted Carrying Value	Maturity Date
912828-S3-5	UNITED STATES OF AMERICA NOTES FIXED 1.375% 30/JUN/2023 USD 100		1.A	37	37	06/30/2023
912828-VM-9	UNITED STATES OF AMERICA NOTES FIXED 0.375% 15/JUL/2023 USD 100		1.A	48	48	07/15/2023
912828-S9-2	UNITED STATES OF AMERICA NOTES FIXED 1.25% 31/JUL/2023 USD 100		1.A	540	540	07/31/2023
912828-CN-9	UNITED STATES OF AMERICA NOTES FIXED 0.125% 31/JUL/2023 USD 100		1.A	195	195	07/31/2023
912828-VS-6	UNITED STATES OF AMERICA NOTES FIXED 2.5% 15/AUG/2023 USD 100		1.A	261	261	08/15/2023
912828-4X-5	UNITED STATES OF AMERICA NOTES FIXED 2.75% 31/AUG/2023 USD 100		1.A	0	0	08/31/2023
912828-CU-3	UNITED STATES OF AMERICA NOTES FIXED 0.125% 31/AUG/2023 USD 100		1.A	1	1	08/31/2023
912828-T2-6	UNITED STATES OF AMERICA NOTES FIXED 1.375% 30/SEP/2023 USD 100		1.A	1,013	1,013	09/30/2023
912828-SK-2	UNITED STATES OF AMERICA NOTES FIXED 2.875% 31/OCT/2023 USD 100		1.A	35	35	10/31/2023
912828-T9-1	UNITED STATES OF AMERICA NOTES FIXED 1.625% 31/OCT/2023 USD 100		1.A	133	133	10/31/2023
912828-WE-6	UNITED STATES OF AMERICA NOTES FIXED 2.75% 15/NOV/2023 USD 100		1.A	3,944	3,944	11/15/2023
912828-AW-1	UNITED STATES OF AMERICA NOTES FIXED 0.25% 15/NOV/2023 USD 100		1.A	1,932	1,932	11/15/2023
912828-DM-0	UNITED STATES OF AMERICA NOTES FIXED 0.5% 30/NOV/2023 USD 100		1.A	8,506	8,506	11/30/2023
912828-BA-8	UNITED STATES OF AMERICA NOTES FIXED 0.125% 15/DEC/2023 USD 100		1.A	308	308	12/15/2023
912828-B2-5	UNITED STATES OF AMERICA NOTES FIXED 0.625% 15/JAN/2024 USD 100		1.A	4,761	4,761	01/15/2024
912828-B6-6	UNITED STATES OF AMERICA NOTES FIXED 2.75% 15/FEB/2024 USD 100		1.A	913	913	02/15/2024
912828-W4-8	UNITED STATES OF AMERICA NOTES FIXED 2.125% 29/FEB/2024 USD 100		1.A	1,058	1,058	02/29/2024
912828-EA-5	UNITED STATES OF AMERICA NOTES FIXED 1.5% 29/FEB/2024 USD 100		1.A	802	802	02/29/2024
912828-6N-5	UNITED STATES OF AMERICA NOTES FIXED 0.5% 15/APR/2024 USD 100		1.A	0	0	04/15/2024
912828-BV-2	UNITED STATES OF AMERICA NOTES FIXED 0.375% 15/APR/2024 USD 100		1.A	515	515	04/15/2024
912828-YT-2	UNITED STATES OF AMERICA NOTES FIXED 2% 31/MAY/2024 USD 100		1.A	1,516	1,516	05/31/2024
912828-OG-4	UNITED STATES OF AMERICA NOTES FIXED 0.25% 15/JUN/2024 USD 100		1.A	25	25	06/15/2024
912828-CT-6	UNITED STATES OF AMERICA NOTES FIXED 0.375% 15/AUG/2024 USD 100		1.A	394	394	08/15/2024
912828-ZU-3	UNITED STATES OF AMERICA NOTES FIXED 1.875% 31/AUG/2024 USD 100		1.A	127	127	08/31/2024
912828-CX-7	UNITED STATES OF AMERICA NOTES FIXED 0.375% 15/SEP/2024 USD 100		1.A	191	191	09/15/2024
912828-ZY-5	UNITED STATES OF AMERICA NOTES FIXED 2.125% 30/SEP/2024 USD 100		1.A	55	55	09/30/2024
912828-YH-7	UNITED STATES OF AMERICA NOTES FIXED 1.5% 30/SEP/2024 USD 100		1.A	2,675	2,675	09/30/2024
912828-YL-8	UNITED STATES OF AMERICA NOTES FIXED 0.125% 15/OCT/2024 USD 100		1.A	747	747	10/15/2024
912828-DB-4	UNITED STATES OF AMERICA NOTES FIXED 0.625% 15/OCT/2024 USD 100		1.A	424	424	10/15/2024
912828-3D-0	UNITED STATES OF AMERICA NOTES FIXED 2.25% 31/OCT/2024 USD 100		1.A	2,059	2,059	10/31/2024
912828-G3-8	UNITED STATES OF AMERICA NOTES FIXED 2.25% 15/NOV/2024 USD 100		1.A	2,401	2,401	11/15/2024
912828-3J-7	UNITED STATES OF AMERICA NOTES FIXED 2.125% 30/NOV/2024 USD 100		1.A	2,666	2,666	11/30/2024
912828-DN-8	UNITED STATES OF AMERICA NOTES FIXED 1% 15/DEC/2024 USD 100		1.A	2,669	2,669	12/15/2024
912828-3P-3	UNITED STATES OF AMERICA NOTES FIXED 2.25% 31/DEC/2024 USD 100		1.A	317	317	12/31/2024
912810-FR-4	UNITED STATES OF AMERICA BOND FIXED 2.375% 15/JAN/2025 USD 100		1.A	616	616	01/15/2025
912828-DS-7	UNITED STATES OF AMERICA NOTES FIXED 1.125% 15/JAN/2025 USD 100		1.A	2,475	2,475	01/15/2025
912828-3V-0	UNITED STATES OF AMERICA NOTES FIXED 2.5% 31/JAN/2025 USD 100		1.A	606	606	01/31/2025
912828-3Z-1	UNITED STATES OF AMERICA NOTES FIXED 2.75% 28/FEB/2025 USD 100		1.A	565	565	02/28/2025
912828-ED-9	UNITED STATES OF AMERICA NOTES FIXED 1.75% 15/MAR/2025 USD 100		1.A	276	276	03/15/2025
912828-4F-4	UNITED STATES OF AMERICA NOTES FIXED 2.625% 31/MAR/2025 USD 100		1.A	387	387	03/31/2025
912828-ZJ-2	UNITED STATES OF AMERICA NOTES FIXED 0.125% 15/APR/2025 USD 100		1.A	217	217	04/15/2025
912828-4M-9	UNITED STATES OF AMERICA NOTES FIXED 2.875% 30/APR/2025 USD 100		1.A	140	140	04/30/2025
912828-XB-1	UNITED STATES OF AMERICA NOTES FIXED 2.125% 15/MAY/2025 USD 100		1.A	192	192	05/15/2025
912828-4R-8	UNITED STATES OF AMERICA NOTES FIXED 2.875% 31/MAY/2025 USD 100		1.A	0	0	05/31/2025
912828-ZT-0	UNITED STATES OF AMERICA NOTES FIXED 0.25% 31/MAY/2025 USD 100		1.A	333	333	05/31/2025
912828-XZ-8	UNITED STATES OF AMERICA NOTES FIXED 2.75% 30/JUN/2025 USD 100		1.A	289	289	06/30/2025
912828-XL-9	UNITED STATES OF AMERICA NOTES FIXED 0.375% 15/JUL/2025 USD 100		1.A	0	0	07/15/2025
912828-AB-7	UNITED STATES OF AMERICA NOTES FIXED 0.25% 31/JUL/2025 USD 100		1.A	340	340	07/31/2025
912828-AJ-0	UNITED STATES OF AMERICA NOTES FIXED 0.25% 31/AUG/2025 USD 100		1.A	1,245	1,245	08/31/2025
912828-5C-0	UNITED STATES OF AMERICA NOTES FIXED 3% 30/SEP/2025 USD 100		1.A	2,431	2,431	09/30/2025
912828-M5-6	UNITED STATES OF AMERICA NOTES FIXED 2.25% 15/NOV/2025 USD 100		1.A	41	41	11/15/2025
912828-5N-6	UNITED STATES OF AMERICA NOTES FIXED 2.875% 30/NOV/2025 USD 100		1.A	2,634	2,634	11/30/2025
912810-FS-2	UNITED STATES OF AMERICA BOND FIXED 2% 15/JAN/2026 USD 100		1.A	119	119	01/15/2026
912810-EW-4	UNITED STATES OF AMERICA BOND FIXED 6% 15/FEB/2026 USD 100		1.A	962	962	02/15/2026
912828-P4-6	UNITED STATES OF AMERICA NOTES FIXED 1.625% 15/FEB/2026 USD 100		1.A	132	132	02/15/2026
912828-6F-2	UNITED STATES OF AMERICA NOTES FIXED 2.5% 28/FEB/2026 USD 100		1.A	553	553	02/28/2026
912828-BQ-3	UNITED STATES OF AMERICA NOTES FIXED 0.5% 28/FEB/2026 USD 100		1.A	66	66	02/28/2026
912828-BT-7	UNITED STATES OF AMERICA NOTES FIXED 0.75% 31/MAR/2026 USD 100		1.A	1,844	1,844	03/31/2026
912828-CA-7	UNITED STATES OF AMERICA NOTES FIXED 0.125% 15/APR/2026 USD 100		1.A	1,886	1,886	04/15/2026
912828-R3-6	UNITED STATES OF AMERICA NOTES FIXED 1.625% 15/MAY/2026 USD 100		1.A	180	180	05/15/2026
912828-6X-3	UNITED STATES OF AMERICA NOTES FIXED 2.125% 31/MAY/2026 USD 100		1.A	306	306	05/31/2026
912828-CF-6	UNITED STATES OF AMERICA NOTES FIXED 0.75% 31/MAY/2026 USD 100		1.A	7,820	7,820	05/31/2026
912828-S5-0	UNITED STATES OF AMERICA NOTES FIXED 0.125% 15/JUL/2026 USD 100		1.A	132	132	07/15/2026
912828-Y9-5	UNITED STATES OF AMERICA NOTES FIXED 1.875% 31/JUL/2026 USD 100		1.A	93	93	07/31/2026
912828-YD-6	UNITED STATES OF AMERICA NOTES FIXED 1.375% 31/AUG/2026 USD 100		1.A	699	699	08/31/2026
912828-CW-9	UNITED STATES OF AMERICA NOTES FIXED 0.75% 31/AUG/2026 USD 100		1.A	65	65	08/31/2026
912828-YQ-7	UNITED STATES OF AMERICA NOTES FIXED 1.625% 31/OCT/2026 USD 100		1.A	592	592	10/31/2026
912828-DK-4	UNITED STATES OF AMERICA NOTES FIXED 1.25% 30/NOV/2026 USD 100		1.A	3,002	3,002	11/30/2026
912810-PS-1	UNITED STATES OF AMERICA BOND FIXED 2.375% 15/JAN/2027 USD 100		1.A	613	613	01/15/2027
912828-V4-9	UNITED STATES OF AMERICA NOTES FIXED 0.375% 15/JAN/2027 USD 100		1.A	229	229	01/15/2027
912828-ZB-9	UNITED STATES OF AMERICA NOTES FIXED 1.125% 28/FEB/2027 USD 100		1.A	396	396	02/28/2027
912828-EC-1	UNITED STATES OF AMERICA NOTES FIXED 1.875% 28/FEB/2027 USD 100		1.A	1,144	1,144	02/28/2027
912828-ZE-3	UNITED STATES OF AMERICA NOTES FIXED 0.625% 31/MAR/2027 USD 100		1.A	31	31	03/31/2027
912828-AD-3	UNITED STATES OF AMERICA NOTES FIXED 0.375% 31/JUL/2027 USD 100		1.A	1,057	1,057	07/31/2027
912828-2R-0	UNITED STATES OF AMERICA NOTES FIXED 2.25% 15/AUG/2027 USD 100		1.A	98	98	08/15/2027
912828-AL-5	UNITED STATES OF AMERICA NOTES FIXED 0.375% 30/SEP/2027 USD 100		1.A	2,877	2,877	09/30/2027
912828-3F-5	UNITED STATES OF AMERICA NOTES FIXED 2.25% 15/NOV/2027 USD 100		1.A	329	329	11/15/2027
912828-AY-7	UNITED STATES OF AMERICA NOTES FIXED 0.625% 30/NOV/2027 USD 100		1.A	277	277	11/30/2027
912828-BJ-9	UNITED STATES OF AMERICA NOTES FIXED 0.75% 31/JAN/2028 USD 100		1.A	1,718	1,718	01/31/2028
912828-BS-9	UNITED STATES OF AMERICA NOTES FIXED 1.25% 31/MAR/2028 USD 100		1.A	681	681	03/31/2028
912810-FD-5	UNITED STATES OF AMERICA BOND FIXED 3.625% 15/APR/2028 USD 100		1.A	1,568	1,568	04/15/2028
912828-4N-7	UNITED STATES OF AMERICA NOTES FIXED 2.875% 15/MAY/2028 USD 100		1.A	627	627	05/15/2028
912828-CE-9	UNITED STATES OF AMERICA NOTES FIXED 1.25% 31/MAY/2028 USD 100		1.A	5,067	5,067	05/31/2028
912828-CR-0	UNITED STATES OF AMERICA NOTES FIXED 1% 31/JUL/2028 USD 100		1.A	931	931	07/31/2028
912828-4V-9	UNITED STATES OF AMERICA NOTES FIXED 2.875% 15/AUG/2028 USD 100		1.A	489	489	08/15/2028
912828-CV-1	UNITED STATES OF AMERICA NOTES FIXED 1.125% 31/AUG/2028 USD 100		1.A	969	969	08/31/2028
912828-DF-5	UNITED STATES OF AMERICA NOTES FIXED 1.375% 31/OCT/2028 USD 100		1.A	111	111	10/31/2028
912810-FF-0	UNITED STATES OF AMERICA BOND FIXED 5.25% 15/NOV/2028 USD 100		1.A	1,885	1,885	11/15/2028
912828-5M-8	UNITED STATES OF AMERICA NOTES FIXED 3.125% 15/NOV/2028 USD 100		1.A	700	700	11/15/2028
912828-DL-2	UNITED STATES OF AMERICA NOTES FIXED 1.5% 30/NOV/2028 USD 100		1.A	1,724	1,724	11/30/2028
912828-DP-3	UNITED STATES OF AMERICA NOTES FIXED 1.375% 31/DEC/2028 USD 100		1.A	172	172	12/31/2028
912828-5W-6	UNITED STATES OF AMERICA NOTES FIXED 0.875% 15/JAN/2029 USD 100		1.A	291	291	01/15/2029
912828-DW-8	UNITED STATES OF AMERICA NOTES FIXED 1.75% 31/JAN/2029 USD 100		1.A	1,775	1,775	01/31/2029
912828-EB-3	UNITED STATES OF AMERICA NOTES FIXED 1.875% 28/FEB/2029 USD 100		1.A	418	418	02/28/2029
912810-FH-6	UNITED STATES OF AMERICA BOND FIXED 3.875% 15/APR/2029 USD 100		1.A	1,508	1,508	04/15/2029
912828-6T-2	UNITED STATES OF AMERICA NOTES FIXED 2.375% 15/MAY/2029 USD 100		1.A	18	18	05/15/2029
912828-ES-6	UNITED STATES OF AMERICA NOTES FIXED 2.75% 31/MAY/2029 USD 100		1.A	1,096	1,096	05/31/2029
912828-7D-6	UNITED STATES OF AMERICA NOTES FIXED 0.25% 15/JUL/2029 USD 100		1.A	1,901	1,901	07/15/2029
912810-FJ-2	UNITED STATES OF AMERICA BOND FIXED 6.125% 15/AUG/2029 USD 100		1.A	83	83	08/15/2029
912828-YB-0	UNITED STATES OF AMERICA NOTES FIXED 1.625% 15/AUG/2029 USD 100		1.A	1,004	1,004	08/15/2029
912828-YS-3	UNITED STATES OF AMERICA NOTES FIXED 1.75% 15/NOV/2029 USD 100		1.A	625	625	11/15/2029
912828-Z9-4	UNITED STATES OF AMERICA NOTES FIXED 1.5% 15/FEB/2030 USD 100		1.A	706	706	02/15/2030
912828-AV-3	UNITED STATES OF AMERICA NOTES FIXED 0.875% 15/NOV/2030 USD 100		1.A	1,133	1,133	11/15/2030
912828-BF-7	UNITED STATES OF AMERICA NOTES FIXED 0.125% 15/JAN/2031 USD 100		1.A	3,382	3,382	01/15/2031
912810-PP-8	UNITED STATES OF AMERICA BOND FIXED 5.375% 15/FEB/2031 USD 100		1.A	8	8	02/15/2031
912828-CB-5	UNITED STATES OF AMERICA NOTES FIXED 1.625% 15/MAY/2031 USD 100		1.A	4,648	4,648	05/15/2031
912828-DY-4	UNITED STATES OF AMERICA NOTES FIXED 1.875% 15/FEB/2032 USD 100		1.A	2	2	02/15/2032
912810-FT-0	UNITED STATES OF AMERICA BOND FIXED 4.5% 15/FEB/2036 USD 100		1.A	509	509	02/15/2036
912810-PI-2	UNITED STATES OF AMERICA BOND FIXED 4.375% 15/FEB/2038 USD 100		1.A	128	128	02/15/2038
912810-QA-9	UNITED STATES OF AMERICA BOND FIXED 3.5% 15/FEB/2039 USD 100		1.A	787	787	02/15/2039
912810-QB-7	UNITED STATES OF AMERICA BOND FIXED 4.25% 15/MAY/2039 USD 100		1.A	274	274	05/15/2039
912810-QC-5	UNITED STATES OF AMERICA BOND FIXED 4.5% 15/AUG/2039 USD 100		1.A	6	6	08/15/2039
912810-QE-1	UNITED STATES OF AMERICA BOND FIXED 4.625% 15/FEB/2040 USD 100		1.A	101	101	02/15/2040
912810-QF-8	UNITED STATES OF AMERICA BOND FIXED 2.125% 15/FEB/2040 USD 100		1.A	1,335	1,335	02/15/2040

STATEMENT AS OF JUNE 30, 2022 OF THE AMH Health, LLC

SCHEDULE DL - PART 1
SECURITIES LENDING COLLATERAL ASSETS

Reinvested Collateral Assets Owned Current Statement Date

(Securities lending collateral assets reported in aggregate on Line 10 of the Assets page and not included on Schedules A, B, BA, D, DB and E)

1	2	3	4	5	6	7
CUSIP Identification	Description	Code	NAIC Designation, NAIC Designation Modifier and SVO Administrative Symbol	Fair Value	Book/Adjusted Carrying Value	Maturity Date
912810-QH-4	UNITED STATES OF AMERICA BOND FIXED 4.375% 15/MAY/2040 USD 100		1.A	.870	.870	05/15/2040
912810-SR-0	UNITED STATES OF AMERICA BOND FIXED 1.125% 15/MAY/2040 USD 100		1.A	1,667	1,667	05/15/2040
912810-QL-5	UNITED STATES OF AMERICA BOND FIXED 4.25% 15/NOV/2040 USD 100		1.A	.83	.83	11/15/2040
912810-ST-6	UNITED STATES OF AMERICA BOND FIXED 1.375% 15/NOV/2040 USD 100		1.A	3,793	3,793	11/15/2040
912810-SII-9	UNITED STATES OF AMERICA BOND FIXED 1.875% 15/FEB/2041 USD 100		1.A	2,909	2,909	02/15/2041
912810-QS-0	UNITED STATES OF AMERICA BOND FIXED 3.75% 15/AUG/2041 USD 100		1.A	3,156	3,156	08/15/2041
912810-TC-2	UNITED STATES OF AMERICA BOND FIXED 2% 15/NOV/2041 USD 100		1.A	114	114	11/15/2041
912810-QV-3	UNITED STATES OF AMERICA BOND FIXED 0.75% 15/FEB/2042 USD 100		1.A	6,131	6,131	02/15/2042
912810-TF-5	UNITED STATES OF AMERICA BOND FIXED 2.375% 15/FEB/2042 USD 100		1.A	195	195	02/15/2042
912810-QY-7	UNITED STATES OF AMERICA BOND FIXED 2.75% 15/NOV/2042 USD 100		1.A	620	620	11/15/2042
912810-RC-4	UNITED STATES OF AMERICA BOND FIXED 3.625% 15/AUG/2043 USD 100		1.A	387	387	08/15/2043
912810-RD-2	UNITED STATES OF AMERICA BOND FIXED 3.75% 15/NOV/2043 USD 100		1.A	802	802	11/15/2043
912810-RJ-9	UNITED STATES OF AMERICA BOND FIXED 3% 15/NOV/2044 USD 100		1.A	1,720	1,720	11/15/2044
912810-RM-2	UNITED STATES OF AMERICA BOND FIXED 3% 15/MAY/2045 USD 100		1.A	462	462	05/15/2045
912810-RN-0	UNITED STATES OF AMERICA BOND FIXED 2.875% 15/AUG/2045 USD 100		1.A	459	459	08/15/2045
912810-PP-5	UNITED STATES OF AMERICA BOND FIXED 3% 15/NOV/2045 USD 100		1.A	99	99	11/15/2045
912810-RQ-3	UNITED STATES OF AMERICA BOND FIXED 2.5% 15/FEB/2046 USD 100		1.A	587	587	02/15/2046
912810-RR-1	UNITED STATES OF AMERICA BOND FIXED 1% 15/FEB/2046 USD 100		1.A	325	325	02/15/2046
912810-RS-9	UNITED STATES OF AMERICA BOND FIXED 2.5% 15/MAY/2046 USD 100		1.A	331	331	05/15/2046
912810-RT-7	UNITED STATES OF AMERICA BOND FIXED 2.25% 15/AUG/2046 USD 100		1.A	453	453	08/15/2046
912810-RU-4	UNITED STATES OF AMERICA BOND FIXED 2.875% 15/NOV/2046 USD 100		1.A	557	557	11/15/2046
912810-RV-2	UNITED STATES OF AMERICA BOND FIXED 3% 15/FEB/2047 USD 100		1.A	894	894	02/15/2047
912810-RX-8	UNITED STATES OF AMERICA BOND FIXED 3% 15/MAY/2047 USD 100		1.A	1,184	1,184	05/15/2047
912810-RY-6	UNITED STATES OF AMERICA BOND FIXED 2.75% 15/AUG/2047 USD 100		1.A	.8	.8	08/15/2047
912810-RZ-3	UNITED STATES OF AMERICA BOND FIXED 2.75% 15/NOV/2047 USD 100		1.A	1,216	1,216	11/15/2047
912810-SE-9	UNITED STATES OF AMERICA BOND FIXED 3.375% 15/NOV/2048 USD 100		1.A	1,786	1,786	11/15/2048
912810-SF-6	UNITED STATES OF AMERICA BOND FIXED 3% 15/FEB/2049 USD 100		1.A	748	748	02/15/2049
912810-SH-2	UNITED STATES OF AMERICA BOND FIXED 2.875% 15/MAY/2049 USD 100		1.A	561	561	05/15/2049
912810-SL-3	UNITED STATES OF AMERICA BOND FIXED 2% 15/FEB/2050 USD 100		1.A	.0	.0	02/15/2050
912810-SM-1	UNITED STATES OF AMERICA BOND FIXED 0.25% 15/FEB/2050 USD 100		1.A	.7	.7	02/15/2050
912810-SN-9	UNITED STATES OF AMERICA BOND FIXED 1.25% 15/MAY/2050 USD 100		1.A	221	221	05/15/2050
912810-SS-8	UNITED STATES OF AMERICA BOND FIXED 1.625% 15/NOV/2050 USD 100		1.A	204	204	11/15/2050
912810-SU-3	UNITED STATES OF AMERICA BOND FIXED 1.875% 15/FEB/2051 USD 100		1.A	.0	.0	02/15/2051
912810-SX-7	UNITED STATES OF AMERICA BOND FIXED 2.375% 15/MAY/2051 USD 100		1.A	1,307	1,307	05/15/2051
912810-SZ-2	UNITED STATES OF AMERICA BOND FIXED 2% 15/AUG/2051 USD 100		1.A	.1	.1	08/15/2051
912810-TB-4	UNITED STATES OF AMERICA BOND FIXED 1.875% 15/NOV/2051 USD 100		1.A	909	909	11/15/2051
912810-TG-3	UNITED STATES OF AMERICA BOND FIXED 2.875% 15/MAY/2052 USD 100		1.A	4,323	4,323	05/15/2052
0019999999	Subtotal - Bonds - U.S. Governments - Issuer Obligations			157,026	157,026	XXX
0109999999	Total - U.S. Government Bonds			157,026	157,026	XXX
0309999999	Total - All Other Government Bonds			0	0	XXX
0509999999	Total - U.S. States, Territories and Possessions Bonds			0	0	XXX
0709999999	Total - U.S. Political Subdivisions Bonds			0	0	XXX
0909999999	Total - U.S. Special Revenues Bonds			0	0	XXX
1109999999	Total - Industrial and Miscellaneous (Unaffiliated) Bonds			0	0	XXX
1309999999	Total - Hybrid Securities			0	0	XXX
1509999999	Total - Parent, Subsidiaries and Affiliates Bonds			0	0	XXX
1909999999	Subtotal - Unaffiliated Bank Loans			0	0	XXX
2419999999	Total - Issuer Obligations			157,026	157,026	XXX
2429999999	Total - Residential Mortgage-Backed Securities			0	0	XXX
2439999999	Total - Commercial Mortgage-Backed Securities			0	0	XXX
2449999999	Total - Other Loan-Backed and Structured Securities			0	0	XXX
2459999999	Total - SVO Identified Funds			0	0	XXX
2469999999	Total - Affiliated Bank Loans			0	0	XXX
2479999999	Total - Unaffiliated Bank Loans			0	0	XXX
2489999999	Total - Unaffiliated Certificates of Deposit			0	0	XXX
2509999999	Total Bonds			157,026	157,026	XXX
4109999999	Total - Preferred Stocks (Schedule D, Part 2, Section 1 type) - Industrial and Miscellaneous (Unaffiliated)			0	0	XXX
4409999999	Total - Preferred Stocks (Schedule D, Part 2, Section 1 type) - Parent, Subsidiaries and Affiliates			0	0	XXX
4509999999	Total - Preferred Stocks (Schedule D, Part 2, Section 1 type)			0	0	XXX
5109999999	Total - Common Stocks (Schedule D, Part 2, Section 2 type) - Industrial and Miscellaneous (Unaffiliated)			0	0	XXX
5409999999	Total - Common Stocks (Schedule D, Part 2, Section 2 type) - Mutual Funds			0	0	XXX
5609999999	Total - Common Stocks (Schedule D, Part 2, Section 2 type) - Unit Investment Trusts			0	0	XXX
5809999999	Total - Common Stocks (Schedule D, Part 2, Section 2 type) - Closed-End Funds			0	0	XXX
5979999999	Total - Common Stocks (Schedule D, Part 2, Section 2 type) - Parent, Subsidiaries and Affiliates			0	0	XXX
5989999999	Total - Common Stocks (Schedule D, Part 2, Section 2 type)			0	0	XXX
5999999999	Total - Preferred and Common Stocks			0	0	XXX
000000-00-0	UNITED STATES OF AMERICA BILL ZERO CPN 06/OCT/2022 USD 100		1.A	630	630	10/06/2022
000000-00-0	UNITED STATES OF AMERICA BILL ZERO CPN 20/OCT/2022 USD 100		1.A	507	507	10/20/2022
000000-00-0	UNITED STATES OF AMERICA NOTES VARIABLE 31/OCT/2022 USD 100		1.A	1,033	1,033	10/31/2022
000000-00-0	UNITED STATES OF AMERICA BILL ZERO CPN 03/NOV/2022 USD 100		1.A	55	55	11/03/2022
000000-00-0	UNITED STATES OF AMERICA NOTES FIXED 2% 30/NOV/2022 USD 100		1.A	200	200	11/30/2022
000000-00-0	UNITED STATES OF AMERICA NOTES FIXED 0.125% 30/NOV/2022 USD 100		1.A	3,151	3,151	11/30/2022
000000-00-0	UNITED STATES OF AMERICA NOTES FIXED 1.75% 31/JAN/2023 USD 100		1.A	534	534	01/31/2023
000000-00-0	UNITED STATES OF AMERICA NOTES VARIABLE 31/JAN/2023 USD 100		1.A	497	497	01/31/2023
000000-00-0	UNITED STATES OF AMERICA NOTES FIXED 2.625% 28/FEB/2023 USD 100		1.A	65	65	02/28/2023
000000-00-0	UNITED STATES OF AMERICA NOTES FIXED 1.625% 31/MAY/2023 USD 100		1.A	616	616	05/31/2023
000000-00-0	UNITED STATES OF AMERICA NOTES FIXED 0.25% 15/JUN/2023 USD 100		1.A	622	622	06/15/2023
9509999999	Total - Short-Term Invested Assets (Schedule DA type)			7,910	7,910	XXX
	UNITED STATES OF AMERICA BILL ZERO CPN 14/JUL/2022 USD 100		1.A	10,084	10,084	07/14/2022
	UNITED STATES OF AMERICA BILL ZERO CPN 19/JUL/2022 USD 100		1.A	229	229	07/19/2022
	UNITED STATES OF AMERICA NOTES VARIABLE 31/JUL/2022 USD 100		1.A	518	518	07/31/2022
	UNITED STATES OF AMERICA BILL ZERO CPN 02/AUG/2022 USD 100		1.A	266	266	08/02/2022
	UNITED STATES OF AMERICA BILL ZERO CPN 01/SEP/2022 USD 100		1.A	862	862	09/01/2022
9709999999	Total - Cash Equivalents (Schedule E Part 2 type)			11,959	11,959	XXX
9999999999	Totals			176,895	176,895	XXX

General Interrogatories:

- Total activity for the year Fair Value \$ (1,384,344) Book/Adjusted Carrying Value \$ (1,384,344)
- Average balance for the year Fair Value \$ 379,377 Book/Adjusted Carrying Value \$ 379,377
- Reinvested securities lending collateral assets book/adjusted carrying value included in this schedule by NAIC designation:
 NAIC 1 \$ 176,895 NAIC 2 \$ NAIC 3 \$ NAIC 4 \$ NAIC 5 \$ NAIC 6 \$

SCHEDULE DL - PART 2
SECURITIES LENDING COLLATERAL ASSETS

Reinvested Collateral Assets Owned Current Statement Date

(Securities lending collateral assets included on Schedules A, B, BA, D, DB and E and not reported in aggregate on Line 10 of the Assets page)

1 CUSIP Identification	2 Description	3 Code	4 NAIC Designation, NAIC Designation Modifier and SVO Administrative Symbol	5 Fair Value	6 Book/Adjusted Carrying Value	7 Maturity Date
NONE						
999999999 - Totals						XXX

General Interrogatories:

1. Total activity for the year
2. Average balance for the year

Fair Value \$ Book/Adjusted Carrying Value \$
 Fair Value \$ Book/Adjusted Carrying Value \$

Schedule E - Part 2 - Cash Equivalents - Investments Owned End of Current Quarter

N O N E