



# HEALTH QUARTERLY STATEMENT

AS OF MARCH 31, 2023  
OF THE CONDITION AND AFFAIRS OF THE

## Arcadian Health Plan, Inc.

NAIC Group Code 0119 0119 NAIC Company Code 12151 Employer's ID Number 20-1001348  
(Current) (Prior)

Organized under the Laws of Washington, State of Domicile or Port of Entry WA

Country of Domicile United States of America

Licensed as business type: Other

Is HMO Federally Qualified? Yes [ ] No [ X ]

Incorporated/Organized 04/06/2004 Commenced Business 01/01/2005

Statutory Home Office 711 Capitol Way S., Suite 204, Olympia, WA, US 98501  
(Street and Number) (City or Town, State, Country and Zip Code)

Main Administrative Office 500 West Main Street  
(Street and Number)  
Louisville, KY, US 40202, 502-580-1000  
(City or Town, State, Country and Zip Code) (Area Code) (Telephone Number)

Mail Address P.O. Box 740036, Louisville, KY, US 40201-7436  
(Street and Number or P.O. Box) (City or Town, State, Country and Zip Code)

Primary Location of Books and Records 500 West Main Street  
(Street and Number)  
Louisville, KY, US 40202, 502-580-1000  
(City or Town, State, Country and Zip Code) (Area Code) (Telephone Number)

Internet Website Address www.humana.com

Statutory Statement Contact Liz Young, 502-580-3025  
(Name) (Area Code) (Telephone Number)  
DOIINQUIRIES@humana.com, 502-580-2099  
(E-mail Address) (FAX Number)

### OFFICERS

President Bruce Dale Broussard Chief Financial Officer Ashley Nicole Burton #  
VP, Associate General Counsel & Corporate Secretary Joseph Matthew Ruschell SVP, Chief Actuary Vanessa Marie Olson

### OTHER

John Edward Barger III, SVP, Medicaid President Susan Marie Diamond, Executive VP-Finance Courtney Danielle Durall, Assistant Corporate Secretary & Legal Advisor  
Daniel Kevin Feld #, Director, Tax John-Paul William Felter, SVP, Chief Accounting Officer & Controller Catherine Elva Field #, SVP, Medicare Divisional Leader  
Jeremy Leon Gaskill, VP, Employer Group Regional President Robert Martin Marcoux Jr., VP & Treasurer Matthew George Moore, Regional President  
Sean Joseph O'Reilly, SVP, Chief Compliance Officer William Mark Preston, VP, Investments George Renaudin II, President, Medicare  
Gilbert Alan Stewart, SVP, Medicare Divisional Leader Michael Poul Tilton, SVP, Specialty & Employer Group South Daniel Andrew Tufto, Chief Executive Officer  
Ralph Martin Wilson, Vice President

### DIRECTORS OR TRUSTEES

Bruce Dale Broussard Joseph Matthew Ruschell Daniel Andrew Tufto #

State of Kentucky SS:  
County of Jefferson

The officers of this reporting entity being duly sworn, each depose and say that they are the described officers of said reporting entity, and that on the reporting period stated above, all of the herein described assets were the absolute property of the said reporting entity, free and clear from any liens or claims thereon, except as herein stated, and that this statement, together with related exhibits, schedules and explanations therein contained, annexed or referred to, is a full and true statement of all the assets and liabilities and of the condition and affairs of the said reporting entity as of the reporting period stated above, and of its income and deductions therefrom for the period ended, and have been completed in accordance with the NAIC Annual Statement Instructions and Accounting Practices and Procedures manual except to the extent that: (1) state law may differ; or, (2) that state rules or regulations require differences in reporting not related to accounting practices and procedures, according to the best of their information, knowledge and belief, respectively. Furthermore, the scope of this attestation by the described officers also includes the related corresponding electronic filing with the NAIC, when required, that is an exact copy (except for formatting differences due to electronic filing) of the enclosed statement. The electronic filing may be requested by various regulators in lieu of or in addition to the enclosed statement.

Bruce Dale Broussard Joseph Matthew Ruschell Robert Martin Marcoux, Jr.  
President VP, Associate General Counsel & Corporate Secretary VP & Treasurer

Subscribed and sworn to before me this 8th day of May, 2023

- a. Is this an original filing? ..... Yes [ X ] No [ ]  
b. If no,  
1. State the amendment number.....  
2. Date filed .....  
3. Number of pages attached.....

Julia Wentworth  
Julia Wentworth  
Notary Public  
January 10, 2025



Julia Wentworth  
Notary Public  
State at Large  
Kentucky

STATEMENT AS OF MARCH 31, 2023 OF THE Arcadian Health Plan, Inc.

**ASSETS**

	Current Statement Date			4 December 31 Prior Year Net Admitted Assets
	1 Assets	2 Nonadmitted Assets	3 Net Admitted Assets (Cols. 1 - 2)	
1. Bonds .....	1,423,329,848	0	1,423,329,848	1,369,569,043
2. Stocks:				
2.1 Preferred stocks .....	0	0	0	0
2.2 Common stocks .....	0	0	0	0
3. Mortgage loans on real estate:				
3.1 First liens .....	0	0	0	0
3.2 Other than first liens.....	0	0	0	0
4. Real estate:				
4.1 Properties occupied by the company (less \$ .....0 encumbrances) .....	0	0	0	0
4.2 Properties held for the production of income (less \$ .....0 encumbrances) .....	0	0	0	0
4.3 Properties held for sale (less \$ .....0 encumbrances) .....	0	0	0	0
5. Cash (\$ .....(19,037,368) ), cash equivalents (\$ .....916,586,184 ) and short-term investments (\$ .....0 ) .....	897,548,816	0	897,548,816	183,315,526
6. Contract loans (including \$ .....0 premium notes) .....	0	0	0	0
7. Derivatives .....	0	0	0	0
8. Other invested assets .....	0	0	0	0
9. Receivables for securities .....	28,830,059	0	28,830,059	0
10. Securities lending reinvested collateral assets .....	0	0	0	0
11. Aggregate write-ins for invested assets .....	0	0	0	0
12. Subtotals, cash and invested assets (Lines 1 to 11) .....	2,349,708,723	0	2,349,708,723	1,552,884,569
13. Title plants less \$ .....0 charged off (for Title insurers only) .....	0	0	0	0
14. Investment income due and accrued .....	9,358,153	0	9,358,153	8,991,023
15. Premiums and considerations:				
15.1 Uncollected premiums and agents' balances in the course of collection .....	1,175,886	561,875	614,011	1,045,878
15.2 Deferred premiums, agents' balances and installments booked but deferred and not yet due (including \$ .....0 earned but unbilled premiums) .....	0	0	0	0
15.3 Accrued retrospective premiums (\$ .....28,239,121 ) and contracts subject to redetermination (\$ .....257,575,172 ) .....	285,814,293	0	285,814,293	119,607,010
16. Reinsurance:				
16.1 Amounts recoverable from reinsurers .....	0	0	0	0
16.2 Funds held by or deposited with reinsured companies .....	0	0	0	0
16.3 Other amounts receivable under reinsurance contracts .....	0	0	0	0
17. Amounts receivable relating to uninsured plans .....	13,300,439	820,255	12,480,184	12,081,007
18.1 Current federal and foreign income tax recoverable and interest thereon ....	0	0	0	0
18.2 Net deferred tax asset .....	17,187,365	587,494	16,599,871	16,599,871
19. Guaranty funds receivable or on deposit .....	0	0	0	0
20. Electronic data processing equipment and software .....	0	0	0	0
21. Furniture and equipment, including health care delivery assets (\$ .....0 ) .....	0	0	0	0
22. Net adjustment in assets and liabilities due to foreign exchange rates .....	0	0	0	0
23. Receivables from parent, subsidiaries and affiliates .....	0	0	0	8,214,381
24. Health care (\$ .....164,671,173 ) and other amounts receivable .....	204,586,186	39,915,013	164,671,173	129,339,942
25. Aggregate write-ins for other than invested assets .....	63,630,725	63,630,725	0	0
26. Total assets excluding Separate Accounts, Segregated Accounts and Protected Cell Accounts (Lines 12 to 25) .....	2,944,761,772	105,515,362	2,839,246,410	1,848,763,682
27. From Separate Accounts, Segregated Accounts and Protected Cell Accounts .....	0	0	0	0
28. Total (Lines 26 and 27)	2,944,761,772	105,515,362	2,839,246,410	1,848,763,682
<b>DETAILS OF WRITE-INS</b>				
1101. ....	0	0	0	0
1102. ....				
1103. ....				
1198. Summary of remaining write-ins for Line 11 from overflow page .....	0	0	0	0
1199. Totals (Lines 1101 through 1103 plus 1198)(Line 11 above)	0	0	0	0
2501. Prepaid Commissions .....	44,400,768	44,400,768	0	0
2502. Prepaid Expenses .....	11,586,831	11,586,831	0	0
2503. Provider Contracts .....	6,388,714	6,388,714	0	0
2598. Summary of remaining write-ins for Line 25 from overflow page .....	1,254,412	1,254,412	0	0
2599. Totals (Lines 2501 through 2503 plus 2598)(Line 25 above)	63,630,725	63,630,725	0	0

**LIABILITIES, CAPITAL AND SURPLUS**

	Current Period			Prior Year
	1 Covered	2 Uncovered	3 Total	4 Total
1. Claims unpaid (less \$ .....0 reinsurance ceded) .....	690,100,085	25,780,035	715,880,120	629,451,120
2. Accrued medical incentive pool and bonus amounts .....	110,448,626	0	110,448,626	92,630,827
3. Unpaid claims adjustment expenses .....	3,628,403	0	3,628,403	3,784,664
4. Aggregate health policy reserves, including the liability of \$ .....0 for medical loss ratio rebate per the Public Health Service Act .....	35,642,020	0	35,642,020	37,465,480
5. Aggregate life policy reserves .....	0	0	0	0
6. Property/casualty unearned premium reserve .....	0	0	0	0
7. Aggregate health claim reserves .....	0	0	0	0
8. Premiums received in advance .....	612,386,221	0	612,386,221	4,843,146
9. General expenses due or accrued .....	11,738,467	0	11,738,467	12,210,421
10.1 Current federal and foreign income tax payable and interest thereon (including \$ ..... (2,214,531) on realized gains (losses)) .....	18,496,934	0	18,496,934	1,613,822
10.2 Net deferred tax liability .....	0	0	0	0
11. Ceded reinsurance premiums payable .....	0	0	0	0
12. Amounts withheld or retained for the account of others.....	20	0	20	699
13. Remittances and items not allocated .....	4,691,628	0	4,691,628	4,346,320
14. Borrowed money (including \$ .....0 current) and interest thereon \$ .....0 (including \$ .....0 current) .....	0	0	0	0
15. Amounts due to parent, subsidiaries and affiliates .....	32,003,065	0	32,003,065	0
16. Derivatives .....	0	0	0	0
17. Payable for securities .....	108,814	0	108,814	124,864
18. Payable for securities lending .....	0	0	0	0
19. Funds held under reinsurance treaties (with \$ .....0 authorized reinsurers, \$ .....0 unauthorized reinsurers and \$ .....0 certified reinsurers).....	0	0	0	0
20. Reinsurance in unauthorized and certified (\$ .....0 ) companies .....	0	0	0	0
21. Net adjustments in assets and liabilities due to foreign exchange rates .....	0	0	0	0
22. Liability for amounts held under uninsured plans .....	330,981,105	0	330,981,105	131,594,010
23. Aggregate write-ins for other liabilities (including \$ ..... 163,048 current) .....	448,766	0	448,766	406,473
24. Total liabilities (Lines 1 to 23) .....	1,850,674,154	25,780,035	1,876,454,189	918,471,847
25. Aggregate write-ins for special surplus funds .....	XXX	XXX	0	0
26. Common capital stock .....	XXX	XXX	1,000,020	1,000,020
27. Preferred capital stock .....	XXX	XXX	0	0
28. Gross paid in and contributed surplus .....	XXX	XXX	624,630,733	624,630,733
29. Surplus notes .....	XXX	XXX	0	0
30. Aggregate write-ins for other than special surplus funds .....	XXX	XXX	0	0
31. Unassigned funds (surplus) .....	XXX	XXX	337,161,468	304,661,082
32. Less treasury stock, at cost:				
32.1 .....0 shares common (value included in Line 26 \$ .....0 ) .....	XXX	XXX	0	0
32.2 .....0 shares preferred (value included in Line 27 \$ .....0 ) .....	XXX	XXX	0	0
33. Total capital and surplus (Lines 25 to 31 minus Line 32) .....	XXX	XXX	962,792,221	930,291,835
34. Total liabilities, capital and surplus (Lines 24 and 33)	XXX	XXX	2,839,246,410	1,848,763,682
<b>DETAILS OF WRITE-INS</b>				
2301. Unclaimed Property .....	448,766	0	448,766	406,473
2302. ....				
2303. ....				
2398. Summary of remaining write-ins for Line 23 from overflow page .....	0	0	0	0
2399. Totals (Lines 2301 through 2303 plus 2398)(Line 23 above)	448,766	0	448,766	406,473
2501. ....	XXX	XXX	0	0
2502. ....	XXX	XXX		
2503. ....	XXX	XXX		
2598. Summary of remaining write-ins for Line 25 from overflow page .....	XXX	XXX	0	0
2599. Totals (Lines 2501 through 2503 plus 2598)(Line 25 above)	XXX	XXX	0	0
3001. ....	XXX	XXX	0	0
3002. ....	XXX	XXX		
3003. ....	XXX	XXX		
3098. Summary of remaining write-ins for Line 30 from overflow page .....	XXX	XXX	0	0
3099. Totals (Lines 3001 through 3003 plus 3098)(Line 30 above)	XXX	XXX	0	0

**STATEMENT OF REVENUE AND EXPENSES**

	Current Year To Date		Prior Year To Date	Prior Year Ended December 31
	1 Uncovered	2 Total	3 Total	4 Total
1. Member Months .....	XXX	1,476,591	1,441,237	5,700,931
2. Net premium income ( including \$ .....0 non-health premium income).....	XXX	1,969,778,146	1,803,435,423	6,823,448,555
3. Change in unearned premium reserves and reserve for rate credits.....	XXX	0	0	0
4. Fee-for-service (net of \$ .....0 medical expenses).....	XXX	0	0	0
5. Risk revenue .....	XXX	0	0	0
6. Aggregate write-ins for other health care related revenues .....	XXX	0	0	0
7. Aggregate write-ins for other non-health revenues .....	XXX	0	0	0
8. Total revenues (Lines 2 to 7) .....	XXX	1,969,778,146	1,803,435,423	6,823,448,555
<b>Hospital and Medical:</b>				
9. Hospital/medical benefits .....	56,373,557	1,409,289,752	1,331,005,939	5,082,641,888
10. Other professional services .....	1,328,735	33,217,216	34,789,559	140,623,443
11. Outside referrals .....	0	0	0	0
12. Emergency room and out-of-area .....	1,446,839	36,169,738	33,870,838	137,547,972
13. Prescription drugs .....	6,292,750	157,313,221	135,999,213	320,087,246
14. Aggregate write-ins for other hospital and medical .....	0	0	0	0
15. Incentive pool, withhold adjustments and bonus amounts .....	0	20,362,498	19,360,383	93,042,153
16. Subtotal (Lines 9 to 15) .....	65,441,881	1,656,352,425	1,555,025,932	5,773,942,703
<b>Less:</b>				
17. Net reinsurance recoveries .....	0	0	0	0
18. Total hospital and medical (Lines 16 minus 17) .....	65,441,881	1,656,352,425	1,555,025,932	5,773,942,703
19. Non-health claims (net) .....	0	0	0	0
20. Claims adjustment expenses, including \$ .....79,838,436 cost containment expenses .....	0	86,411,894	53,237,952	225,884,343
21. General administrative expenses .....	0	149,925,979	131,647,123	597,471,632
22. Increase in reserves for life and accident and health contracts (including \$ .....0 increase in reserves for life only) .....	0	0	0	0
23. Total underwriting deductions (Lines 18 through 22).....	65,441,881	1,892,690,298	1,739,911,007	6,597,298,677
24. Net underwriting gain or (loss) (Lines 8 minus 23) .....	XXX	77,087,848	63,524,415	226,149,879
25. Net investment income earned .....	0	17,575,984	7,138,060	47,973,538
26. Net realized capital gains (losses) less capital gains tax of \$ ..... (2,214,531) .....	0	(8,330,854)	2,408,750	(5,075,596)
27. Net investment gains (losses) (Lines 25 plus 26) .....	0	9,245,130	9,546,810	42,897,943
28. Net gain or (loss) from agents' or premium balances charged off [(amount recovered \$ .....0 ) (amount charged off \$ .....0 )].....	0	0	0	0
29. Aggregate write-ins for other income or expenses .....	0	52	37	62
30. Net income or (loss) after capital gains tax and before all other federal income taxes (Lines 24 plus 27 plus 28 plus 29) .....	XXX	86,333,030	73,071,262	269,047,883
31. Federal and foreign income taxes incurred .....	XXX	20,711,465	16,561,773	56,715,212
32. Net income (loss) (Lines 30 minus 31) .....	XXX	65,621,566	56,509,488	212,332,671
<b>DETAILS OF WRITE-INS</b>				
0601. ....	XXX	0	0	0
0602. ....	XXX	0	0	0
0603. ....	XXX	0	0	0
0698. Summary of remaining write-ins for Line 6 from overflow page .....	XXX	0	0	0
0699. Totals (Lines 0601 through 0603 plus 0698)(Line 6 above) .....	XXX	0	0	0
0701. ....	XXX	0	0	0
0702. ....	XXX	0	0	0
0703. ....	XXX	0	0	0
0798. Summary of remaining write-ins for Line 7 from overflow page .....	XXX	0	0	0
0799. Totals (Lines 0701 through 0703 plus 0798)(Line 7 above) .....	XXX	0	0	0
1401. ....	0	0	0	0
1402. ....	0	0	0	0
1403. ....	0	0	0	0
1498. Summary of remaining write-ins for Line 14 from overflow page .....	0	0	0	0
1499. Totals (Lines 1401 through 1403 plus 1498)(Line 14 above) .....	0	0	0	0
2901. Miscellaneous Income .....	0	52	37	62
2902. ....	0	0	0	0
2903. ....	0	0	0	0
2998. Summary of remaining write-ins for Line 29 from overflow page .....	0	0	0	0
2999. Totals (Lines 2901 through 2903 plus 2998)(Line 29 above) .....	0	52	37	62

**STATEMENT OF REVENUE AND EXPENSES (Continued)**

	1 Current Year to Date	2 Prior Year to Date	3 Prior Year Ended December 31
<b>CAPITAL AND SURPLUS ACCOUNT</b>			
33. Capital and surplus prior reporting year.....	930,291,835	912,923,407	912,923,407
34. Net income or (loss) from Line 32 .....	65,621,566	56,509,488	212,332,671
35. Change in valuation basis of aggregate policy and claim reserves .....	0	0	0
36. Change in net unrealized capital gains (losses) less capital gains tax of \$ .....0	2,326,801	(3,588,016)	(8,713,601)
37. Change in net unrealized foreign exchange capital gain or (loss) .....	0	0	0
38. Change in net deferred income tax .....	0	0	(1,377,879)
39. Change in nonadmitted assets .....	(35,447,980)	1,595,548	3,127,236
40. Change in unauthorized and certified reinsurance .....	0	0	0
41. Change in treasury stock .....	0	0	0
42. Change in surplus notes .....	0	0	0
43. Cumulative effect of changes in accounting principles.....	0	0	0
44. Capital Changes:			
44.1 Paid in .....	0	0	0
44.2 Transferred from surplus (Stock Dividend).....	0	0	0
44.3 Transferred to surplus.....	0	0	0
45. Surplus adjustments:			
45.1 Paid in .....	0	0	0
45.2 Transferred to capital (Stock Dividend) .....	0	0	0
45.3 Transferred from capital .....	0	0	0
46. Dividends to stockholders .....	0	0	(188,000,000)
47. Aggregate write-ins for gains or (losses) in surplus .....	0	0	0
48. Net change in capital & surplus (Lines 34 to 47) .....	32,500,386	54,517,020	17,368,427
49. Capital and surplus end of reporting period (Line 33 plus 48)	962,792,221	967,440,427	930,291,835
<b>DETAILS OF WRITE-INS</b>			
4701. ....	0	0	0
4702. ....			
4703. ....			
4798. Summary of remaining write-ins for Line 47 from overflow page .....	0	0	0
4799. Totals (Lines 4701 through 4703 plus 4798)(Line 47 above)	0	0	0

STATEMENT AS OF MARCH 31, 2023 OF THE Arcadian Health Plan, Inc.

**CASH FLOW**

	1 Current Year To Date	2 Prior Year To Date	3 Prior Year Ended December 31
<b>Cash from Operations</b>			
1. Premiums collected net of reinsurance .....	2,409,832,996	1,674,631,619	6,848,342,854
2. Net investment income .....	17,914,035	8,299,961	44,716,416
3. Miscellaneous income .....	0	0	0
4. Total (Lines 1 to 3) .....	2,427,747,031	1,682,931,580	6,893,059,270
5. Benefit and loss related payments .....	1,597,445,105	1,472,139,496	5,762,263,262
6. Net transfers to Separate Accounts, Segregated Accounts and Protected Cell Accounts .....	0	0	0
7. Commissions, expenses paid and aggregate write-ins for deductions .....	37,366,232	43,241,389	689,163,323
8. Dividends paid to policyholders .....	0	0	0
9. Federal and foreign income taxes paid (recovered) net of \$ ..... (803,149) tax on capital gains (losses) .....	1,613,822	2,850,577	56,602,758
10. Total (Lines 5 through 9) .....	1,636,425,159	1,518,231,462	6,508,029,343
11. Net cash from operations (Line 4 minus Line 10) .....	791,321,872	164,700,118	385,029,927
<b>Cash from Investments</b>			
12. Proceeds from investments sold, matured or repaid:			
12.1 Bonds .....	46,229,960	130,045,286	309,952,538
12.2 Stocks .....	0	0	0
12.3 Mortgage loans .....	0	0	0
12.4 Real estate .....	0	0	0
12.5 Other invested assets .....	0	0	0
12.6 Net gains or (losses) on cash, cash equivalents and short-term investments .....	0	299	3,491
12.7 Miscellaneous proceeds .....	0	1,272,586	124,565
12.8 Total investment proceeds (Lines 12.1 to 12.7) .....	46,229,960	131,318,172	310,080,594
13. Cost of investments acquired (long-term only):			
13.1 Bonds .....	108,914,531	192,297,095	435,438,733
13.2 Stocks .....	0	0	0
13.3 Mortgage loans .....	0	0	0
13.4 Real estate .....	0	0	0
13.5 Other invested assets .....	0	0	0
13.6 Miscellaneous applications .....	28,846,109	335,281	0
13.7 Total investments acquired (Lines 13.1 to 13.6) .....	137,760,639	192,632,377	435,438,733
14. Net increase (or decrease) in contract loans and premium notes .....	0	0	0
15. Net cash from investments (Line 12.8 minus Line 13.7 and Line 14) .....	(91,530,680)	(61,314,205)	(125,358,140)
<b>Cash from Financing and Miscellaneous Sources</b>			
16. Cash provided (applied):			
16.1 Surplus notes, capital notes .....	0	0	0
16.2 Capital and paid in surplus, less treasury stock .....	0	0	0
16.3 Borrowed funds .....	0	0	0
16.4 Net deposits on deposit-type contracts and other insurance liabilities .....	0	0	0
16.5 Dividends to stockholders .....	0	0	188,000,000
16.6 Other cash provided (applied) .....	14,442,098	(121,717,548)	(33,478,360)
17. Net cash from financing and miscellaneous sources (Line 16.1 through Line 16.4 minus Line 16.5 plus Line 16.6) .....	14,442,098	(121,717,548)	(221,478,360)
<b>RECONCILIATION OF CASH, CASH EQUIVALENTS AND SHORT-TERM INVESTMENTS</b>			
18. Net change in cash, cash equivalents and short-term investments (Line 11, plus Lines 15 and 17) .....	714,233,290	(18,331,634)	38,193,427
19. Cash, cash equivalents and short-term investments:			
19.1 Beginning of year .....	183,315,526	145,122,099	145,122,099
19.2 End of period (Line 18 plus Line 19.1) .....	897,548,816	126,790,464	183,315,526

Note: Supplemental disclosures of cash flow information for non-cash transactions:

--	--	--	--

STATEMENT AS OF MARCH 31, 2023 OF THE Arcadian Health Plan, Inc.

**EXHIBIT OF PREMIUMS, ENROLLMENT AND UTILIZATION**

	1 Total	Comprehensive (Hospital & Medical)		4 Medicare Supplement	5 Vision Only	6 Dental Only	7 Federal Employees Health Benefits Plan	8 Title XVIII Medicare	9 Title XIX Medicaid	10 Credit A&H	11 Disability Income	12 Long-Term Care	13 Other Health	14 Other Non-Health
		2 Individual	3 Group											
<b>Total Members at end of:</b>														
1. Prior Year .....	471,461	0	0	0	0	0	0	471,461	0	0	0	0	0	0
2. First Quarter .....	496,109	0	0	0	0	0	0	496,109	0	0	0	0	0	0
3. Second Quarter .....	0	0	0	0	0	0	0	0	0	0	0	0	0	0
4. Third Quarter .....	0	0	0	0	0	0	0	0	0	0	0	0	0	0
5. Current Year	0	0	0	0	0	0	0	0	0	0	0	0	0	0
6. Current Year Member Months	1,476,591	0	0	0	0	0	0	1,476,591	0	0	0	0	0	0
<b>Total Member Ambulatory Encounters for Period:</b>														
7. Physician .....	2,509,050	0	0	0	0	0	0	2,509,050	0	0	0	0	0	0
8. Non-Physician .....	1,512,966	0	0	0	0	0	0	1,512,966	0	0	0	0	0	0
9. Total	4,022,016	0	0	0	0	0	0	4,022,016	0	0	0	0	0	0
10. Hospital Patient Days Incurred	276,764	0	0	0	0	0	0	276,764	0	0	0	0	0	0
11. Number of Inpatient Admissions	28,730	0	0	0	0	0	0	28,730	0	0	0	0	0	0
12. Health Premiums Written (a) .....	1,969,778,146	0	0	0	0	0	0	1,969,778,146	0	0	0	0	0	0
13. Life Premiums Direct .....	0	0	0	0	0	0	0	0	0	0	0	0	0	0
14. Property/Casualty Premiums Written .....	0	0	0	0	0	0	0	0	0	0	0	0	0	0
15. Health Premiums Earned.....	1,969,778,146	0	0	0	0	0	0	1,969,778,146	0	0	0	0	0	0
16. Property/Casualty Premiums Earned	0	0	0	0	0	0	0	0	0	0	0	0	0	0
17. Amount Paid for Provision of Health Care Services.....	1,596,411,638	0	0	0	0	0	0	1,596,411,638	0	0	0	0	0	0
18. Amount Incurred for Provision of Health Care Services	1,656,352,425	0	0	0	0	0	0	1,656,352,425	0	0	0	0	0	0

(a) For health premiums written: amount of Medicare Title XVIII exempt from state taxes or fees \$ ..... 1,969,778,146

**CLAIMS UNPAID AND INCENTIVE POOL, WITHHOLD AND BONUS (Reported and Unreported)**

**Aging Analysis of Unpaid Claims**

1 Account	2 1 - 30 Days	3 31 - 60 Days	4 61 - 90 Days	5 91 - 120 Days	6 Over 120 Days	7 Total
<b>Claims Unpaid (Reported)</b>						
0299999 Aggregate accounts not individually listed-uncovered	4,033,502	82,821	1,601	1,918	4,964	4,124,806
0399999 Aggregate accounts not individually listed-covered	44,169,909	906,956	17,529	21,000	54,358	45,169,752
0499999 Subtotals	48,203,411	989,777	19,130	22,918	59,322	49,294,558
0599999 Unreported claims and other claim reserves						666,585,562
0699999 Total amounts withheld						0
0799999 Total claims unpaid						715,880,119
0899999 Accrued medical incentive pool and bonus amounts						110,448,626



## UNDERWRITING AND INVESTMENT EXHIBIT

### ANALYSIS OF CLAIMS UNPAID - PRIOR YEAR - NET OF REINSURANCE

Line of Business	Claims Paid Year to Date		Liability End of Current Quarter		5 Claims Incurred in Prior Years (Columns 1 + 3)	6 Estimated Claim Reserve and Claim Liability December 31 of Prior Year
	1 On Claims Incurred Prior to January 1 of Current Year	2 On Claims Incurred During the Year	3 On Claims Unpaid Dec. 31 of Prior Year	4 On Claims Incurred During the Year		
1. Comprehensive (hospital and medical) individual .....	0	0	0	0	0	0
2. Comprehensive (hospital and medical) group .....	0	0	0	0	0	0
3. Medicare Supplement .....	0	0	0	0	0	0
4. Dental Only .....	0	0	0	0	0	0
5. Vision Only .....	0	0	0	0	0	0
6. Federal Employees Health Benefits Plan .....	0	0	0	0	0	0
7. Title XVIII - Medicare .....	285,216,515	1,308,650,424	168,701,022	547,179,097	453,917,537	629,451,120
8. Title XIX - Medicaid .....	0	0	0	0	0	0
9. Credit A&H .....	0	0	0	0	0	0
10. Disability Income .....	0	0	0	0	0	0
11. Long-term care .....	0	0	0	0	0	0
12. Other health .....	0	0	0	0	0	0
13. Health subtotal (Lines 1 to 12) .....	285,216,515	1,308,650,424	168,701,022	547,179,097	453,917,537	629,451,120
14. Health care receivables (a) .....	7,814,472	195,738,247	0	0	7,814,472	159,246,707
15. Other non-health .....	0	0	0	0	0	0
16. Medical incentive pools and bonus amounts .....	2,544,699	0	86,140,383	24,308,243	88,685,082	92,630,827
17. Totals (Lines 13 - 14 + 15 + 16) .....	279,946,742	1,112,912,177	254,841,405	571,487,341	534,788,147	562,835,240

(a) Excludes \$ 1,033,467 loans or advances to providers not yet expensed.

**STATEMENT AS OF March 31, 2023 OF Arcadian Health Plan, Inc.**

**NOTES TO THE FINANCIAL STATEMENTS**

1. Summary of Significant Accounting Policies and Going Concern

A. Accounting Practices

The financial statements of the Company are presented on the basis of accounting practices prescribed or permitted by the Washington Office of Insurance.

The Washington Office of Insurance (the Office) recognizes only statutory accounting practices prescribed or permitted by the State of Washington for determining and reporting the financial condition and results of operations of an insurance company, for determining its solvency under the Washington Insurance Law. The National Association of Insurance Commissioners' (NAIC) Accounting Practices and Procedures manual (NAIC SSAP) has been adopted as a component of prescribed or permitted practices by the State of Washington. The Commissioner of Insurance has the right to permit other specific practices that deviate from prescribed practices. No deviations from the Codification currently exist.

A reconciliation of the Company's net income and capital and surplus between NAIC SSAP and practices prescribed and permitted by the State of Washington is shown below:

	SSAP #	F/S Page	F/S Line #	<u>2023</u>	<u>2022</u>
Net Income					
1. Arcadian Health Plan, Inc. Washington basis	xxx	xxx	xxx	\$ 65,621,566	\$ 212,332,671
2. State Prescribed Practices that is an increase/(decrease) NAIC SSAP				-	-
3. State Permitted Practices that is an increase/(decrease) NAIC SSAP				-	-
4. NAIC SSAP	xxx	xxx	xxx	<u>\$ 65,621,566</u>	<u>\$ 212,332,671</u>
Surplus					
5. Arcadian Health Plan, Inc. Washington basis	xxx	xxx	xxx	\$ 962,792,221	\$ 930,291,835
6. State Prescribed Practices that is an increase/(decrease) NAIC SSAP				-	-
7. State Permitted Practices that is an increase/(decrease) NAIC SSAP				-	-
8. NAIC SSAP	xxx	xxx	xxx	<u>\$ 962,792,221</u>	<u>\$ 930,291,835</u>

B. Use of Estimates in the Preparation of the Financial Statements

The preparation of financial statements in conformity with Statutory Accounting Principles requires management to make estimates and assumptions that affect the reported amounts of assets and liabilities. It also requires disclosure of contingent assets and liabilities at the date of the financial statements and the reported amounts of revenue and expenses during the period. These estimates are based on knowledge of current events and anticipated future events, and accordingly, actual results could differ from those estimates.

C. Accounting Policy

Premiums are reported as earned in the period in which members are entitled to receive services, and are net of retroactive membership adjustments. Retroactive membership adjustments result from enrollment changes not yet processed, or not yet reported by an employer group or the government. Premiums received prior to such period are recorded as advance premiums.

Benefits incurred and loss adjustment expenses include claim payments, capitation payments, pharmacy costs net of rebates, allocations of certain centralized expenses, legal and administrative costs to settle claims, and various other costs incurred to provide health insurance coverage to members, as well as estimates of future payments to hospitals and others for medical care provided prior to the date of the statements of admitted assets, liabilities and surplus. Capitation payments represent monthly contractual fees disbursed to participating primary care physicians, and other providers who are responsible for providing medical care to members. Pharmacy costs represent payments for members' prescription drug benefits, net of rebates from drug manufacturers.

In addition, the Company uses the following accounting policies:

- (1) Short-term investments include investments mainly in U.S. Government obligations with a maturity of twelve months or less from the date of purchase. Short-term investments are recorded at amortized cost. The carrying value of short-term investments approximates fair value due to the short-term maturities of the investments.
- (2-4) Investments are valued and classified in accordance with methods prescribed by the NAIC. Bonds with an NAIC rating of 1 or 2 are carried at amortized cost, with all other bonds being recorded at the lower of amortized cost or fair value; redeemable preferred stocks are carried at amortized cost; and non-redeemable preferred stocks are carried at fair value. Common stocks are carried at fair value.

The Company regularly evaluates investment securities for impairment. For all securities other than loan-backed and structured securities, the Company considers factors affecting the investee, factors affecting the industry the investee operates within, and general debt and equity market trends. The Company also considers the length of time an investment's fair value has been below carrying value, the near term prospects for recovery to carrying value, and the Company's intent and ability to hold the investment until maturity or market recovery is realized. If and when a determination is made that a decline in fair value below the cost basis is other-than-temporary, the related investment is written down to its estimated fair value through earnings.

Amortization of bond premium or discount is computed using the scientific interest method.

Income from investments is recorded on an accrual basis. For the purpose of determining realized gains and losses, the cost of securities sold is based upon specific identification. Investment income due and accrued over 90 days past due is nonadmitted.

NOTES TO THE FINANCIAL STATEMENTS

- (5) Not Applicable.
- (6) For loan backed and structured securities where the securities fair value is less than the amortized cost, the Company considers several factors to determine if the security's impairment is other-than-temporary. If the Company has the intent to sell the security or if the Company does not have the intent and ability to retain the security until recovery of its fair value, the related investment is written down to its estimated fair value through earnings. If, however, the Company has the intent and ability to retain the security until recovery of its fair value, the Company considers factors affecting the investee, factors affecting the industry the investee operates within, and general debt and equity market trends. The Company also considers the length of time an investment's fair value has been below carrying value and the near term prospects for recovery to carrying value. If the determination is made, based on these factors, that the Company does expect to recover the entire amortized cost of the security, then an other-than-temporary impairment has not occurred. If, however, the determination is made that the Company does not expect to recover the entire amortized cost of the security based on the factors noted above, the Company recognizes a realized loss in earnings for the non-interest related decline. No loss is recognized for the interest impairment.
- (7) Not Applicable.
- (8) Not Applicable.
- (9) Not Applicable.
- (10-11) The estimates of future medical benefit payments are developed using actuarial methods and assumptions based upon claim payment patterns, medical cost inflation, historical development such as claim inventory levels and claim receipt patterns, and other relevant factors. Corresponding administrative costs to process outstanding claims are estimated and accrued. Estimates of future payments relating to services incurred in the current and prior periods are continually reviewed by management and adjusted as necessary.

The Company assesses the profitability of its contracts for providing health insurance coverage to its members when current operating results or forecasts indicate probable future losses. The Company records a premium deficiency liability in current operations to the extent that the sum of expected future medical costs, claim adjustment expenses and maintenance costs exceed related future premiums. Investment income is not contemplated in the calculation of the premium deficiency liability.

Management believes the Company's benefits payable and loss adjustment expense are adequate to cover future claims and loss adjustment expense payments required, however, such estimates are based on knowledge of current events and anticipated future events and, therefore, the actual liability could differ from the amounts provided.

- (12) The Company has not modified its capitalization policy from the prior period.

Equipment is stated at cost less accumulated depreciation. Depreciation expense is computed using the straight-line method over estimated useful lives generally ranging from three to five years. Improvements to leased facilities are depreciated over the shorter of the remaining lease term or the anticipated life of the improvement.

The Company recognizes an asset or liability for the deferred tax consequences of temporary differences between the tax basis of assets or liabilities and their reported amounts in the financial statements. The temporary differences will result in taxable or deductible amounts in future years when the reported amounts of the assets or liabilities are recovered or settled.

- (13) The Company estimates anticipated Pharmacy Rebate Receivables using the analysis of historical recovery patterns.
- (14) Not Applicable.
- (15) Not Applicable.

D. Going Concern

Management of the Company has evaluated the Company's ability to continue as a going concern under SSAP No. 1, *Accounting Policies, Risks & Uncertainties, and Other Disclosures* (SSAP No. 1). Based on this evaluation, Management has determined that there is no substantial doubt about the Company's ability to continue as a going concern.

2. Accounting Changes and Corrections of Errors

Not Applicable.

3. Business Combinations and Goodwill

A. Statutory Purchase Method

Not Applicable.

B. Statutory Merger

Not Applicable.

C. Assumption Reinsurance

Not Applicable.

NOTES TO THE FINANCIAL STATEMENTS

D. Impairment Loss

Not Applicable.

E. Subcomponents and Calculation of Adjusted Surplus and Total Admitted Goodwill

Not Applicable.

4. Discontinued Operations

Not Applicable.

5. Investments

A. Mortgage Loans, Including Mezzanine Real Estate Loans

Not Applicable.

B. Debt Restructuring

Not Applicable.

C. Reverse Mortgages

Not Applicable.

D. Loan-Backed Securities

(1) Prepayment assumptions for mortgage-backed/loan-backed and structured securities were obtained from industry market sources.

(2) Not Applicable.

(3) Not Applicable.

(4) The Company does not have any investments in an other-than-temporary impairment position at March 31, 2023.

Gross unrealized losses and related fair value of temporarily impaired securities that have been in a continuous unrealized loss position were as follows at March 31, 2023:

(a) The aggregate amount of unrealized losses:

1. Less than Twelve Months	\$	(3,847,125)
2. Twelve Months or Longer	\$	(54,240,182)

(b) The aggregate related fair value of securities with unrealized losses:

1. Less than Twelve Months	\$	147,470,935
2. Twelve Months or Longer	\$	383,127,450

(5) Unrealized losses are primarily due to increases in market interest rates and tighter liquidity conditions in the current markets than when the securities were purchased. All issuers of securities trading at an unrealized loss remain current on all contractual payments and the Company believes it is probable that all amounts due according to the contractual terms of the debt securities are collectible. After taking into account these and other factors, including the severity of the decline and the Company's ability and intent to hold these securities until recovery or maturity, the Company determined the unrealized losses on these investment securities were temporary and, as such, no impairment was required.

E. Dollar Repurchase Agreements and/or Securities Lending Transactions

(1) The Company has no repurchase agreements or securities lending transactions.

(2) The Company has not pledged any of its assets as collateral.

(3-7) Not Applicable.

F. Repurchase Agreements Transactions Accounted for as Secured Borrowing

Not Applicable.

G. Reverse Repurchase Agreements Transactions Accounted for as Secured Borrowing

Not Applicable.

H. Repurchase Agreements Transactions Accounted for as a Sale

Not Applicable.

I. Reverse Repurchase Agreements Transactions Accounted for as a Sale

Not Applicable.

STATEMENT AS OF March 31, 2023 OF Arcadian Health Plan, Inc.

NOTES TO THE FINANCIAL STATEMENTS

J. Real Estate

Not Applicable.

K. Low-Income Housing Tax Credits (LIHTC)

Not Applicable.

L. Restricted Assets

(1) Restricted Assets (Including Pledged)

Restricted Asset Category	1	2	3	4	5	6	7
	Total Gross (Admitted & Nonadmitted) Restricted from Current Year	Total Gross (Admitted & Nonadmitted) Restricted from Prior Year	Increase/ (Decrease) (1 minus 2)	Total Current Year Nonadmitted Restricted	Total Current Year Admitted Restricted (1 minus 4)	Percentage Gross (Admitted & Nonadmitted) Restricted to Total Assets (a)	Percentage Admitted Restricted to Total Admitted Assets (b)
a. Subject to contractual obligation for which liability is not shown	\$ -	\$ -	\$ -	\$ -	\$ -	-%	-%
b. Collateral held under security lending agreements	-	-	-	-	-	-	-
c. Subject to repurchase agreements	-	-	-	-	-	-	-
d. Subject to reverse repurchase agreements	-	-	-	-	-	-	-
e. Subject to dollar repurchase agreements	-	-	-	-	-	-	-
f. Subject to dollar reverse repurchase agreements	-	-	-	-	-	-	-
g. Placed under option contracts	-	-	-	-	-	-	-
h. Letter stock or securities restricted to sale – excluding FHLB capital stock	-	-	-	-	-	-	-
i. FHLB capital stock	-	-	-	-	-	-	-
j. On deposit with states	12,059,005	12,041,820	17,185	-	12,059,005	0.41%	0.42%
k. On deposit with other regulatory bodies	-	-	-	-	-	-	-
l. Pledged collateral to FHLB (including assets backing funding agreements)	-	-	-	-	-	-	-
m. Pledged as collateral not captured in other categories	-	-	-	-	-	-	-
n. Other restricted assets	-	-	-	-	-	-	-
o. Total Restricted Assets	\$ 12,059,005	\$ 12,041,820	\$ 17,185	-	\$ 12,059,005	0.41%	0.42%

(2) Detail of Assets Pledged as Collateral Not Captured in Other Categories (Contracts that Share Similar Characteristics, Such as Reinsurance and Derivatives, Are Reported in the Aggregate)

Not Applicable.

(3) Detail of Other Restricted Assets Categories (Contracts that Share Similar Characteristics, Such as Reinsurance and Derivatives, Are Reported in the Aggregate)

Not Applicable.

(4) Collateral Received and Reflected as Assets Within the Reporting Entity's Financial Statements

Not Applicable.

M. Working Capital Finance Investments

Not Applicable.

N. Offsetting and Netting of Assets and Liabilities

Not Applicable.

O. 5GI\* Securities

Not Applicable.

P. Short Sales

Not Applicable.

Q. Prepayment Penalty and Acceleration Fees

No material change since year-end December 31, 2022.

NOTES TO THE FINANCIAL STATEMENTS

R. Share of Cash Pool by Asset Type

Not Applicable.

6. Joint Ventures, Partnerships and Limited Liability Companies

- A. The Company has no investments in Joint Ventures, Partnerships or Limited Liability Companies that exceed 10.0 percent of its admitted assets.
- B. The Company did not recognize any impairment write down for its investments in Joint Ventures, Partnerships and Limited Liability Companies during the statement periods.

7. Investment Income

- A. Due and accrued income was excluded from surplus on the following basis:

All investment income due and accrued with amounts that are over 90 days past due with the exception of mortgage loans in default.

- B. The total amount excluded was \$0.

8. Derivative Instruments

Not Applicable.

9. Income Taxes

The Inflation Reduction Act (Act) was enacted on August 16, 2022 and included a new corporate alternative minimum tax (CAMT). The Act and the CAMT go into effect for tax years beginning after 2022. The Company has not determined as of March 31, 2023 if it will incur a CAMT liability in 2023. The quarterly financial statements do not include an estimated impact of the CAMT, because a reasonable estimate cannot be made. The Company has determined it will be an applicable corporation for 2023 as the average adjusted financial statement income for Humana Inc. and Subsidiaries exceeds the thresholds.

No material change since year-end December 31, 2022.

10. Information Concerning Parent, Subsidiaries and Affiliates

A.-B. The Company has several management contracts with Humana Inc. and other related parties whereby the Company is provided with medical and executive management, information systems, claims processing, billing and enrollment, and telemarketing and other services as required by the Company. Management fees charged to operations for the years ended December 31, 2022 and 2021 were \$627,245,352 and \$541,215,335, respectively. As a part of this agreement, Humana Inc. makes cash disbursements on behalf of the Company which includes, but is not limited to, medical related items, general and administrative expenses, commissions and payroll. The Company continues to be primarily liable for any outstanding payments made on behalf of the Company, should Humana Inc. not be able to fulfill its obligations.

The Company has various related party agreements with no material change since year-end December 31, 2022.

No dividends or returns of capital were paid by the Company as of March 31, 2023.

C. (1) Detail of Material Related Party Transactions

The Company has related party transactions with no material change since year-end December 31, 2022.

(2) Detail of Material Related Party Transactions Involving Services

The Company has related party transactions involving services with no material change since year-end December 31, 2022.

(3) Detail of Material Related Party Transactions Exchange of Assets and Liabilities

Not Applicable.

(4) Detail of Amounts Owed To/From a Related Party

The Company has amounts owed to/from a related party with no material change since year-end December 31, 2022.

D. At March 31, 2023, the Company reported \$32,003,065 due to Humana Inc. Amounts due to or from parent are generally settled within 90 days.

E. Not Applicable.

F. Not Applicable.

G. All outstanding shares of the Company are owned by the Parent Company.

H. Not Applicable.

I. Not Applicable.

J. Not Applicable.

NOTES TO THE FINANCIAL STATEMENTS

K. Not Applicable.

L. Not Applicable.

M. All SCA Investments

Not Applicable.

N. Investment in Insurance SCA

Not Applicable.

O. SCA Loss Tracking

Not Applicable.

11. Debt

A. Debt Including Capital Notes

The Company has no debentures outstanding.

The Company has no capital notes outstanding.

The Company does not have any reverse repurchase agreements.

B. Federal Home Loan Bank (FHLB) Agreements

The Company does not have any FHLB agreements.

12. Retirement Plans, Deferred Compensation, Postemployment Benefits and Compensated Absences and Other Postretirement Benefit Plans

A.-D. Defined Benefit Plans

Not Applicable.

E. Defined Contribution Plans

Not Applicable.

F. Multiemployer Plans

Not Applicable.

G. Consolidated/Holding Company Plans

No material change since year-end December 31, 2022.

H. Postemployment Benefits and Compensated Absences

Not Applicable.

I. Impact of Medicare Modernization Act on Postretirement Benefits (INT 04-17)

Not Applicable.

13. Capital and Surplus, Shareholders' Dividend Restrictions and Quasi-Reorganizations

A. The Company has \$16.667 par value common stock with 60,000 shares authorized and 60,000 shares issued and 60,000 outstanding. All shares are common stock shares.

B. The Company has no preferred stock outstanding.

C.-E. No material change since year-end December 31, 2022.

F. There were no restrictions placed on the Company's surplus, including for whom the surplus is being held.

G. Not Applicable.

H. Not Applicable.

I. Not Applicable.

J. The portion of unassigned funds (surplus) represented or reduced by cumulative unrealized gains and losses is \$2,326,801.

K. Not Applicable.

L. Not Applicable.

M. Not Applicable.

NOTES TO THE FINANCIAL STATEMENTS

14. Liabilities, Contingencies and Assessments

A. Contingent Commitments

Not Applicable.

B. Assessments

Not Applicable.

C. Gain Contingencies

Not Applicable.

D. Claims related extra contractual obligation and bad faith losses stemming from lawsuits

Not Applicable.

E. Joint and Several Liabilities

Not Applicable.

F. All Other Contingencies

During the ordinary course of business, the Company is subject to pending and threatened legal actions. Management of the Company does not believe that any of these actions will have a material adverse effect on the Company's surplus, results of operations or cash flows. However, the likelihood or outcome of current or future legal proceedings cannot be accurately predicted, and they could adversely affect the Company's surplus, results of operations and cash flows.

The Company is not aware of any other material contingent liabilities as of March 31, 2023.

15. Leases

Not Applicable.

16. Information about Financial Instruments With Off-Balance Sheet Risk and Financial Instruments With Concentrations of Credit Risk

The Company has no investment in Financial Instruments with Off-Balance Sheet Risk or Concentrations of Credit Risk.

17. Sale, Transfer and Servicing of Financial Assets and Extinguishments of Liabilities

A. Transfers of Receivables Reported as Sales

Not Applicable.

B. Transfer and Servicing of Financial Assets

Not Applicable.

C. Wash Sales

Not Applicable.

18. Gain or Loss to the Reporting Entity from Uninsured Plans and the Uninsured Portion of Partially Insured Plans

A. ASO Plans

Not Applicable.

B. ASC Plans

Not Applicable.

C. Medicare or Other Similarly Structured Cost Based Reimbursement Contract

(1) The Company records no revenue explicitly attributable to the cost share and reinsurance components of its Medicare or other similarly structured cost based reimbursement contracts.

(2) As of March 31, 2023, the Company has recorded a receivable from CMS of \$11,819,353 related to the cost share and reinsurance components of administered Medicare products. The Company does not have any receivables greater than 10% of the Company's accounts receivable from uninsured accident and health plans or \$10,000.

(3) As no revenue is recorded in connection with the cost share and reinsurance components of the Company's Medicare or other similarly structured cost based reimbursement contracts, the Company has recorded no allowances and reserves for adjustment of recorded revenues and receivables.

(4) The Company has made no adjustment to revenue resulting from audit of receivables related to revenues recorded in the prior period.

19. Direct Premium Written/Produced by Managing General Agents/Third Party Administrators

Not Applicable.



**STATEMENT AS OF March 31, 2023 OF Arcadian Health Plan, Inc.**

**NOTES TO THE FINANCIAL STATEMENTS**

20. Fair Value Measurements

A. (1) The fair value of financial assets at March 31, 2023 were as follows:

	Level 1	Level 2	Level 3	Net Asset Value (NAV)	Total
a. Assets at fair value					
Bonds					
U.S. governments	\$ -	\$ -	\$ -	\$ -	-
Tax-exempt municipal	-	-	-	-	-
Residential mortgage and other-backed	-	2,524	-	-	2,524
Corporate debt securities	-	46,410,716	-	-	46,410,716
Total bonds	-	46,413,240	-	-	46,413,240
Total assets at fair value/NAV	\$ -	\$ 46,413,240	\$ -	\$ -	\$ 46,413,240
b. Liabilities at fair value					
Total liabilities at fair value	\$ -	\$ -	\$ -	\$ -	-

The Company reports transfers between Level 1 and Level 2 of the fair value hierarchy levels at the end of the reporting period. There were no transfers between Level 1 and Level 2 of the fair value hierarchy between December 31, 2022 and March 31, 2023.

(2) Fair Value Measurements in (Level 3) of the Fair Value Hierarchy

Not Applicable.

(3) The Company reports transfers into or out of Level 3 of the fair value hierarchy levels at the end of the reporting period. There were no transfers into or out of Level 3 of the fair value hierarchy levels between December 31, 2022 and March 31, 2023.

(4) Fair value of actively traded debt securities are based on quoted market prices. Fair value of other debt securities are based on quoted market prices of identical or similar securities or based on observable inputs like interest rates generally using a market valuation approach, or, less frequently, an income valuation approach and are generally classified as Level 2. The Company generally obtains one quoted price for each security from a third party pricing service. These prices are generally derived from recently reported trades for identical or similar securities, including adjustments through the reporting date based upon observable market information. When quoted prices are not available, the third party pricing service may use quoted market prices of comparable securities or discounted cash flow analyses, incorporating inputs that are currently observable in the markets for similar securities. Inputs that are often used in the valuation methodologies include benchmark yields, reported trades, credit spreads, broker quotes, default rates and prepayment speeds. The Company is responsible for the determination of fair value and as such, the Company performs analysis on the prices received from the third party pricing service to determine whether the prices are reasonable estimates of fair value. The Company's analysis includes a review of monthly price fluctuations as well as a quarterly comparison of the prices received from the pricing service to prices reported by the Company's third party investment advisor. Based on the Company's internal price verification procedures and review of fair value methodology documentation provided by the third party pricing service, there were no material adjustments to the prices obtained from the third party pricing service during the quarter ended March 31, 2023.

(5) Derivative Fair Values

Not Applicable.

B. Other Fair Value Disclosures

Not Applicable.

C. Fair Values for All Financial Instruments by Levels 1, 2 and 3

Type of Financial Instrument	Aggregate Fair Value	Admitted Assets	Level 1	Level 2	Level 3	Net Asset Value (NAV)	Not Practicable (Carrying Value)
Bonds, short-term investments and cash equivalents	\$ 2,198,674,817	\$ 2,339,916,032	\$ 916,586,184	\$ 1,282,088,633	\$ -	\$ -	-

D. Financial Instruments for which Not Practicable to Estimate Fair Values

Not Applicable.

21. Other Items

A. Extraordinary Items

The emergence and spread of the novel coronavirus, or COVID-19, beginning in the first quarter of 2020 has impacted the Company's business. During periods of increased incidences of COVID-19, there was a reduction in non-COVID-19 hospital admissions and lower overall healthcare system consumption that decreased utilization. Likewise COVID-19 treatment and testing costs increased utilization. During 2022, the Company experienced lower overall utilization of the healthcare system than anticipated, as the reduction in COVID-19 utilization following the increased incidence associated with the Omicron variant outpaced the increase in non-COVID-19 utilization. The significant disruption in utilization during 2020 also impacted the Company's ability to implement clinical initiatives to manage health care costs and chronic conditions of its members, and appropriately document their risk profiles, and, as such, affecting 2021 revenue under the risk adjustment payment model for Medicare Advantage plans. Finally, changes in utilization patterns and actions taken

## NOTES TO THE FINANCIAL STATEMENTS

in 2021 as a result of the COVID-19 pandemic, including the suspension of certain financial recovery programs for a period of time and shifting the timing of claim payments and provider capitation surplus payments, impacted claim reserve development and operating cash flows for 2021.

The COVID-19 National Emergency declared in 2020 was terminated on April 10, 2023 and the Public Health Emergency is set to expire on May 11, 2023.

B. Troubled Debt Restructuring: Debtors

Not Applicable.

C. Other Disclosures and Unusual Items

Not Applicable.

D. Business Interruption Insurance Recoveries

Not Applicable.

E. State Transferable and Non-transferable Tax Credits

Not Applicable.

F. Subprime Mortgage Related Risk Exposure

(1) The Company consults with its external investment managers to assess its subprime mortgage related risk exposure. Certain characteristics are utilized to determine if a mortgage-backed security has subprime exposure. The main characteristics reviewed when determining this are the collateral and structure of the security, the loan purpose, loan documentation, occupancy, geographical location, loan size and type. Subprime mortgage borrowers typically have lower credit scores, lower loan balances and higher loan-to-values than other conforming loans. Management's practices include reviewing quantitative and qualitative credit models that analyze loan-level collateral composition, historical underwriter performance trends, the impact of macroeconomic factors, and issuer risks; as well as reviewing the estimation of security cash flows and monthly model calibrations.

(2) Direct exposure through investments in sub-prime mortgage loans.

The Company has no direct exposure through investment to sub-prime mortgage loans.

(3) Direct exposure through other investments:

- a. Residential mortgage backed securities – No substantial exposure noted.
- b. Commercial mortgage backed securities – No substantial exposure noted.
- c. Collateralized debt obligations – No substantial exposure noted.
- d. Structured securities – No substantial exposure noted.
- e. Equity investment in SCAs – No substantial exposure noted.
- f. Other assets – No substantial exposure noted.
- g. Total – No substantial exposure noted.

(4) Underwriting exposure to sub-prime mortgage risk through Mortgage Guaranty coverage, Financial Guaranty coverage, Directors and Officers liability coverage, or Errors and Omissions liability coverage.

The Company does not have sub-prime mortgage risk.

Classification of mortgage related securities is primarily based on information from outside data services, including rating agency actions. When considering our exposure, the Company evaluated the percentage of full documentation loans, percent of owner occupied properties, FICO scores, average margin for ARM loans, percent of loans with prepayment penalties, the existence of non-traditional underwriting standards, among other factors.

G. Retained Assets

Not Applicable.

H. Insurance Linked Securities

Not Applicable.

22. Events Subsequent

The Company is not aware of any events or transactions occurring subsequent to the close of the books for this statement which may have a material effect on its financial condition. Subsequent events have been considered through May 10, 2023 for the Statutory Statement issued on May 10, 2023.

23. Reinsurance

A. Ceded Reinsurance Report

Section 1 – General Interrogatories

(1) Are any of the reinsurers, listed in Schedule S as non-affiliated, owned in excess of 10.0 percent or controlled, either directly or indirectly, by the company or by any representative, officer, trustee, or director of the company?

Yes ( ) No ( X )

NOTES TO THE FINANCIAL STATEMENTS

- (2) Have any policies issued by the company been reinsured with a company chartered in a country other than the United States (excluding U.S. Branches of such companies) that is owned in excess of 10.0 percent or controlled directly or indirectly by an insured, a beneficiary, a creditor or an insured or any other person not primarily engaged in the insurance business?

Yes ( ) No ( X )

Section 2 – Ceded Reinsurance Report – Part A

- (1) Does the company have any reinsurance agreements in effect under which the reinsurer may unilaterally cancel any reinsurance for reasons other than for nonpayment of premium or other similar credits?

Yes ( ) No ( X )

- (2) Does the reporting entity have any reinsurance agreements in effect such that the amount of losses paid or accrued through the statement date may result in a payment to the reinsurer of amounts that, in aggregate and allowing for offset of mutual credits from other reinsurance agreements with the same reinsurer, exceed the total direct premium collected under the reinsured policies?

Yes ( ) No ( X )

Section 3 – Ceded Reinsurance Report – Part B

- (1) What is the estimated amount of the aggregate reduction in surplus, (for agreements other than those under which the reinsurer may unilaterally cancel for reasons other than for nonpayment of premium or other similar credits that are reflected in Section 2 above) of termination of ALL reinsurance agreements, by either party, as of the date of this statement? Where necessary, the company may consider the current or anticipated experience of the business reinsured in making this estimate. \$0

- (2) Have any new agreements been executed or existing agreements amended, since January 1 of the year of this statement, to include policies or contracts that were in force or which had existing reserves established by the company as of the effective date of the agreement?

Yes ( ) No ( X )

B. Uncollectible Reinsurance

Not Applicable.

C. Commutation of Ceded Reinsurance

Not Applicable.

D. Certified Reinsurer Rating Downgraded or Status Subject to Revocation

Not Applicable.

24. Retrospectively Rated Contracts and Contracts Subject to Redetermination

- A. The Company estimates accrued retrospective premium adjustments for its Medicare business through a mathematical approach using an algorithm based upon settlement procedures defined by contracts with CMS.

- B. The Company records accrued retrospective premium as an adjustment to earned premiums.

- C. The amount of net premiums written by the Company at March 31, 2023 that are subject to retrospective rating features was \$1,969,778,146, or 100.00% of the total net premiums written. No other net premiums written by the Company are subject to retrospective rating features.

- D. Medical loss ratio rebates required pursuant to the Public Health Service Act

Not Applicable.

- E. Risk Sharing Provisions of the Affordable Care Act

Not Applicable.

25. Change in Incurred Claims and Claim Adjustment Expenses

Benefits and loss adjustment expenses payable, net of health care receivables, as of December 31, 2022, were \$566,619,903. As of March 31, 2023, \$282,876,353 has been paid for incurred claims and claim adjustment expenses attributable to insured events of prior years. Reserves remaining for prior years are now \$255,696,458 as a result of re-estimation of unpaid claims and claim adjustment expenses. Therefore, there has been a \$28,047,093 favorable prior-year development since December 31, 2022. The decrease is generally the result of ongoing analysis of recent loss development trends. Original estimates are increased or decreased as additional information becomes known regarding individual claims. Included in this decrease, the Company experienced \$28,047,093 of favorable prior year claim development on retrospectively rated policies. However, the business to which it relates is subject to premium adjustments.

26. Intercompany Pooling Arrangements

Not Applicable.

27. Structured Settlements

The Company has no structured settlements.

## NOTES TO THE FINANCIAL STATEMENTS

28. Health Care Receivables

## A. Pharmaceutical Rebate Receivables

Quarter	Estimate Pharmacy Rebates as Reported on Financial Statements	Pharmacy Rebates as Billed or Otherwise Confirmed	Actual Rebates Received Within 90 Days of Billing	Actual Rebates Received Within 91 to 180 Days of Billing	Actual Rebates Received More than 181 Days after Billing
12/31/2023	\$ -	\$ -	\$ -	\$ -	\$ -
9/30/2023	-	-	-	-	-
6/30/2023	-	-	-	-	-
3/31/2023	166,091,165	166,091,165	-	-	-
12/31/2022	131,966,284	128,732,712	127,855,835	-	-
9/30/2022	142,784,215	137,759,252	137,187,797	-	-
6/30/2022	167,818,545	165,445,429	163,839,492	-	1,561,035
3/31/2022	163,031,381	145,123,191	135,025,150	1,182,382	8,914,210
12/31/2021	133,869,323	132,590,528	132,440,073	-	150,456
9/30/2021	139,264,551	137,684,690	135,442,389	1,668,848	573,453
6/30/2021	165,379,681	164,767,402	163,844,699	-	922,703
3/31/2021	128,534,860	134,276,195	134,033,651	-	242,545

## B. Risk Sharing Receivables

Not Applicable.

29. Participating Policies

The Company has no participating policies.

30. Premium Deficiency Reserves

Not Applicable.

31. Anticipated Salvage and Subrogation

Not Applicable.

# GENERAL INTERROGATORIES

## PART 1 - COMMON INTERROGATORIES

### GENERAL

- 1.1 Did the reporting entity experience any material transactions requiring the filing of Disclosure of Material Transactions with the State of Domicile, as required by the Model Act? ..... Yes [ ] No [ X ]
- 1.2 If yes, has the report been filed with the domiciliary state? ..... Yes [ ] No [ ]
- 2.1 Has any change been made during the year of this statement in the charter, by-laws, articles of incorporation, or deed of settlement of the reporting entity? ..... Yes [ ] No [ X ]
- 2.2 If yes, date of change: .....
- 3.1 Is the reporting entity a member of an Insurance Holding Company System consisting of two or more affiliated persons, one or more of which is an insurer? ..... Yes [ X ] No [ ]  
If yes, complete Schedule Y, Parts 1 and 1A.
- 3.2 Have there been any substantial changes in the organizational chart since the prior quarter end? ..... Yes [ ] No [ X ]
- 3.3 If the response to 3.2 is yes, provide a brief description of those changes.  
NA .....
- 3.4 Is the reporting entity publicly traded or a member of a publicly traded group? ..... Yes [ X ] No [ ]
- 3.5 If the response to 3.4 is yes, provide the CIK (Central Index Key) code issued by the SEC for the entity/group. .... 0000049071
- 4.1 Has the reporting entity been a party to a merger or consolidation during the period covered by this statement? ..... Yes [ ] No [ X ]
- 4.2 If yes, provide the name of the entity, NAIC Company Code, and state of domicile (use two letter state abbreviation) for any entity that has ceased to exist as a result of the merger or consolidation.

1 Name of Entity	2 NAIC Company Code	3 State of Domicile
Not Applicable. ....		

5. If the reporting entity is subject to a management agreement, including third-party administrator(s), managing general agent(s), attorney-in-fact, or similar agreement, have there been any significant changes regarding the terms of the agreement or principals involved? ..... Yes [ ] No [ X ] N/A [ ]  
If yes, attach an explanation.  
.....
- 6.1 State as of what date the latest financial examination of the reporting entity was made or is being made. .... 12/31/2020
- 6.2 State the as of date that the latest financial examination report became available from either the state of domicile or the reporting entity. This date should be the date of the examined balance sheet and not the date the report was completed or released. .... 12/31/2020
- 6.3 State as of what date the latest financial examination report became available to other states or the public from either the state of domicile or the reporting entity. This is the release date or completion date of the examination report and not the date of the examination (balance sheet date). .... 06/07/2022
- 6.4 By what department or departments?  
The Washington Department of Insurance .....
- 6.5 Have all financial statement adjustments within the latest financial examination report been accounted for in a subsequent financial statement filed with Departments? ..... Yes [ X ] No [ ] N/A [ ]
- 6.6 Have all of the recommendations within the latest financial examination report been complied with? ..... Yes [ X ] No [ ] N/A [ ]
- 7.1 Has this reporting entity had any Certificates of Authority, licenses or registrations (including corporate registration, if applicable) suspended or revoked by any governmental entity during the reporting period? ..... Yes [ ] No [ X ]
- 7.2 If yes, give full information:  
.....
- 8.1 Is the company a subsidiary of a bank holding company regulated by the Federal Reserve Board? ..... Yes [ ] No [ X ]
- 8.2 If response to 8.1 is yes, please identify the name of the bank holding company.  
.....
- 8.3 Is the company affiliated with one or more banks, thrifts or securities firms? ..... Yes [ ] No [ X ]
- 8.4 If response to 8.3 is yes, please provide below the names and location (city and state of the main office) of any affiliates regulated by a federal regulatory services agency [i.e. the Federal Reserve Board (FRB), the Office of the Comptroller of the Currency (OCC), the Federal Deposit Insurance Corporation (FDIC) and the Securities Exchange Commission (SEC)] and identify the affiliate's primary federal regulator.

1 Affiliate Name	2 Location (City, State)	3 FRB	4 OCC	5 FDIC	6 SEC

**GENERAL INTERROGATORIES**

- 9.1 Are the senior officers (principal executive officer, principal financial officer, principal accounting officer or controller, or persons performing similar functions) of the reporting entity subject to a code of ethics, which includes the following standards? ..... Yes [ X ] No [ ]
- (a) Honest and ethical conduct, including the ethical handling of actual or apparent conflicts of interest between personal and professional relationships;
- (b) Full, fair, accurate, timely and understandable disclosure in the periodic reports required to be filed by the reporting entity;
- (c) Compliance with applicable governmental laws, rules and regulations;
- (d) The prompt internal reporting of violations to an appropriate person or persons identified in the code; and
- (e) Accountability for adherence to the code.
- 9.11 If the response to 9.1 is No, please explain: .....
- 9.2 Has the code of ethics for senior managers been amended? ..... Yes [ ] No [ X ]
- 9.21 If the response to 9.2 is Yes, provide information related to amendment(s). .....
- 9.3 Have any provisions of the code of ethics been waived for any of the specified officers? ..... Yes [ ] No [ X ]
- 9.31 If the response to 9.3 is Yes, provide the nature of any waiver(s). .....

**FINANCIAL**

- 10.1 Does the reporting entity report any amounts due from parent, subsidiaries or affiliates on Page 2 of this statement? ..... Yes [ ] No [ X ]
- 10.2 If yes, indicate any amounts receivable from parent included in the Page 2 amount: ..... \$ ..... 0

**INVESTMENT**

- 11.1 Were any of the stocks, bonds, or other assets of the reporting entity loaned, placed under option agreement, or otherwise made available for use by another person? (Exclude securities under securities lending agreements.) ..... Yes [ ] No [ X ]
- 11.2 If yes, give full and complete information relating thereto: .....
12. Amount of real estate and mortgages held in other invested assets in Schedule BA: ..... \$ ..... 0
13. Amount of real estate and mortgages held in short-term investments: ..... \$ ..... 0
- 14.1 Does the reporting entity have any investments in parent, subsidiaries and affiliates? ..... Yes [ ] No [ X ]
- 14.2 If yes, please complete the following:
- |   | 1<br>Prior Year-End<br>Book/Adjusted<br>Carrying Value | 2<br>Current Quarter<br>Book/Adjusted<br>Carrying Value |
|---|--|---|
| 14.21 Bonds .....   | \$ ..... 0   | \$ ..... 0  |
| 14.22 Preferred Stock .....   | \$ ..... 0   | \$ ..... 0  |
| 14.23 Common Stock .....  | \$ ..... 0   | \$ ..... 0  |
| 14.24 Short-Term Investments .....  | \$ ..... 0   | \$ ..... 0  |
| 14.25 Mortgage Loans on Real Estate .....   | \$ ..... 0   | \$ ..... 0  |
| 14.26 All Other .....   | \$ ..... 0   | \$ ..... 0  |
| 14.27 Total Investment in Parent, Subsidiaries and Affiliates (Subtotal Lines 14.21 to 14.26) ..... | \$ ..... 0   | \$ ..... 0  |
| 14.28 Total Investment in Parent included in Lines 14.21 to 14.26 above .....                       | \$ ..... 0   | \$ ..... 0  |
- 15.1 Has the reporting entity entered into any hedging transactions reported on Schedule DB? ..... Yes [ ] No [ X ]
- 15.2 If yes, has a comprehensive description of the hedging program been made available to the domiciliary state? ..... Yes [ ] No [ ] N/A [ ]  
If no, attach a description with this statement. ....
16. For the reporting entity's security lending program, state the amount of the following as of the current statement date:
- 16.1 Total fair value of reinvested collateral assets reported on Schedule DL, Parts 1 and 2. .... \$ ..... 0
- 16.2 Total book/adjusted carrying value of reinvested collateral assets reported on Schedule DL, Parts 1 and 2 ..... \$ ..... 0
- 16.3 Total payable for securities lending reported on the liability page. .... \$ ..... 0

## GENERAL INTERROGATORIES

17. Excluding items in Schedule E - Part 3 - Special Deposits, real estate, mortgage loans and investments held physically in the reporting entity's offices, vaults or safety deposit boxes, were all stocks, bonds and other securities, owned throughout the current year held pursuant to a custodial agreement with a qualified bank or trust company in accordance with Section 1, III - General Examination Considerations, F. Outsourcing of Critical Functions, Custodial or Safekeeping Agreements of the NAIC Financial Condition Examiners Handbook? ..... Yes [ X ] No [ ]
- 17.1 For all agreements that comply with the requirements of the NAIC Financial Condition Examiners Handbook, complete the following:

1 Name of Custodian(s)	2 Custodian Address
JP Morgan Chase .....	4 Metro Tech Center, 6th Floor, Mail Code: NY1-C512, Brooklyn, NY 11245, Attn: Charline Ottley .....

- 17.2 For all agreements that do not comply with the requirements of the NAIC Financial Condition Examiners Handbook, provide the name, location and a complete explanation:

1 Name(s)	2 Location(s)	3 Complete Explanation(s)

- 17.3 Have there been any changes, including name changes, in the custodian(s) identified in 17.1 during the current quarter? ..... Yes [ ] No [ X ]
- 17.4 If yes, give full information relating thereto:

1 Old Custodian	2 New Custodian	3 Date of Change	4 Reason

- 17.5 Investment management – Identify all investment advisors, investment managers, broker/dealers, including individuals that have the authority to make investment decisions on behalf of the reporting entity. For assets that are managed internally by employees of the reporting entity, note as such. ["...that have access to the investment accounts"; "...handle securities"]

1 Name of Firm or Individual	2 Affiliation
BLACKROCK FINANCIAL MANAGEMENT, INC .....	U.....
W. Mark Preston .....	I.....

- 17.5097 For those firms/individuals listed in the table for Question 17.5, do any firms/individuals unaffiliated with the reporting entity (i.e. designated with a "U") manage more than 10% of the reporting entity's invested assets?..... Yes [ X ] No [ ]

- 17.5098 For firms/individuals unaffiliated with the reporting entity (i.e. designated with a "U") listed in the table for Question 17.5, does the total assets under management aggregate to more than 50% of the reporting entity's invested assets?..... Yes [ X ] No [ ]

- 17.6 For those firms or individuals listed in the table for 17.5 with an affiliation code of "A" (affiliated) or "U" (unaffiliated), provide the information for the table below.

1	2	3	4	5
Central Registration Depository Number	Name of Firm or Individual	Legal Entity Identifier (LEI)	Registered With	Investment Management Agreement (IMA) Filed
107105 .....	BLACKROCK FINANCIAL MANAGEMENT, INC .....	549300LVXY1VJKE13M84 .....	The SEC .....	DS.....

- 18.1 Have all the filing requirements of the Purposes and Procedures Manual of the NAIC Investment Analysis Office been followed? ..... Yes [ X ] No [ ]
- 18.2 If no, list exceptions:

19. By self-designating 5GI securities, the reporting entity is certifying the following elements for each self-designated 5GI security:
- a. Documentation necessary to permit a full credit analysis of the security does not exist or an NAIC CRP credit rating for an FE or PL security is not available.
  - b. Issuer or obligor is current on all contracted interest and principal payments.
  - c. The insurer has an actual expectation of ultimate payment of all contracted interest and principal.
- Has the reporting entity self-designated 5GI securities? ..... Yes [ ] No [ X ]

20. By self-designating PLGI securities, the reporting entity is certifying the following elements of each self-designated PLGI security:
- a. The security was purchased prior to January 1, 2018.
  - b. The reporting entity is holding capital commensurate with the NAIC Designation reported for the security.
  - c. The NAIC Designation was derived from the credit rating assigned by an NAIC CRP in its legal capacity as a NRSRO which is shown on a current private letter rating held by the insurer and available for examination by state insurance regulators.
  - d. The reporting entity is not permitted to share this credit rating of the PL security with the SVO.
- Has the reporting entity self-designated PLGI securities? ..... Yes [ ] No [ X ]

21. By assigning FE to a Schedule BA non-registered private fund, the reporting entity is certifying the following elements of each self-designated FE fund:
- a. The shares were purchased prior to January 1, 2019.
  - b. The reporting entity is holding capital commensurate with the NAIC Designation reported for the security.
  - c. The security had a public credit rating(s) with annual surveillance assigned by an NAIC CRP in its legal capacity as an NRSRO prior to January 1, 2019.
  - d. The fund only or predominantly holds bonds in its portfolio.
  - e. The current reported NAIC Designation was derived from the public credit rating(s) with annual surveillance assigned by an NAIC CRP in its legal capacity as an NRSRO.
  - f. The public credit rating(s) with annual surveillance assigned by an NAIC CRP has not lapsed.
- Has the reporting entity assigned FE to Schedule BA non-registered private funds that complied with the above criteria? ..... Yes [ ] No [ X ]

# GENERAL INTERROGATORIES

## PART 2 - HEALTH

1. Operating Percentages:
- 1.1 A&H loss percent .....88.1 %
  - 1.2 A&H cost containment percent ..... 4.1 %
  - 1.3 A&H expense percent excluding cost containment expenses ..... 7.9 %
- 2.1 Do you act as a custodian for health savings accounts? ..... Yes [ ] No [ X ]
- 2.2 If yes, please provide the amount of custodial funds held as of the reporting date ..... \$.....0
- 2.3 Do you act as an administrator for health savings accounts? ..... Yes [ ] No [ X ]
- 2.4 If yes, please provide the balance of the funds administered as of the reporting date ..... \$.....0
3. Is the reporting entity licensed or chartered, registered, qualified, eligible or writing business in at least two states? ..... Yes [ X ] No [ ]
- 3.1 If no, does the reporting entity assume reinsurance business that covers risks residing in at least one state other than the state of domicile of the reporting entity? ..... Yes [ ] No [ ]



**SCHEDULE S - CEDED REINSURANCE**

Showing All New Reinsurance Treaties - Current Year to Date

1 NAIC Company Code	2 ID Number	3 Effective Date	4 Name of Reinsurer	5 Domiciliary Jurisdiction	6 Type of Reinsurance Ceded	7 Type of Business Ceded	8 Type of Reinsurer	9 Certified Reinsurer Rating (1 through 6)	10 Effective Date of Certified Reinsurer Rating
<b>NONE</b>									

**SCHEDULE T - PREMIUMS AND OTHER CONSIDERATIONS**

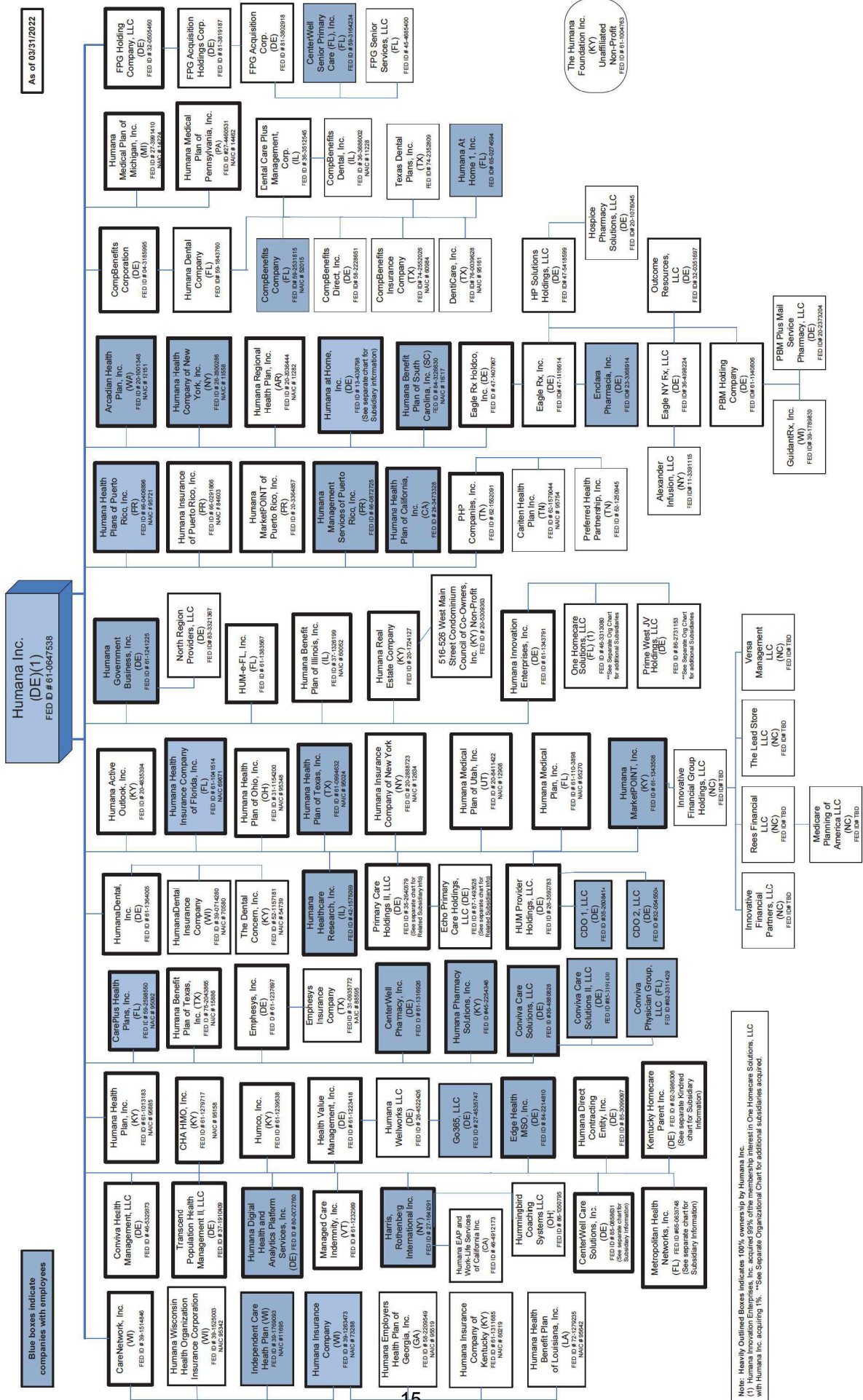
Current Year to Date - Allocated by States and Territories

States, etc.	1 Active Status (a)	Direct Business Only									
		2 Accident and Health Premiums	3 Medicare Title XVIII	4 Medicaid Title XIX	5 CHIP Title XXI	6 Federal Employees Health Benefits Program Premiums	7 Life and Annuity Premiums & Other Considerations	8 Property/Casualty Premiums	9 Total Columns 2 Through 8	10 Deposit-Type Contracts	
1. Alabama	AL	L	.0	198,028,030	.0	.0	.0	.0	.0	198,028,030	.0
2. Alaska	AK	L	.0	.0	.0	.0	.0	.0	.0	.0	.0
3. Arizona	AZ	L	.0	.0	.0	.0	.0	.0	.0	.0	.0
4. Arkansas	AR	L	.0	155,862,166	.0	.0	.0	.0	.0	155,862,166	.0
5. California	CA	L	.0	438,559,044	.0	.0	.0	.0	.0	438,559,044	.0
6. Colorado	CO	N	.0	.0	.0	.0	.0	.0	.0	.0	.0
7. Connecticut	CT	N	.0	.0	.0	.0	.0	.0	.0	.0	.0
8. Delaware	DE	N	.0	.0	.0	.0	.0	.0	.0	.0	.0
9. District of Columbia	DC	N	.0	.0	.0	.0	.0	.0	.0	.0	.0
10. Florida	FL	N	.0	.0	.0	.0	.0	.0	.0	.0	.0
11. Georgia	GA	N	.0	.0	.0	.0	.0	.0	.0	.0	.0
12. Hawaii	HI	N	.0	.0	.0	.0	.0	.0	.0	.0	.0
13. Idaho	ID	L	.0	3,931,735	.0	.0	.0	.0	.0	3,931,735	.0
14. Illinois	IL	N	.0	.0	.0	.0	.0	.0	.0	.0	.0
15. Indiana	IN	L	.0	345,343,208	.0	.0	.0	.0	.0	345,343,208	.0
16. Iowa	IA	N	.0	.0	.0	.0	.0	.0	.0	.0	.0
17. Kansas	KS	N	.0	.0	.0	.0	.0	.0	.0	.0	.0
18. Kentucky	KY	L	.0	134,836,869	.0	.0	.0	.0	.0	134,836,869	.0
19. Louisiana	LA	N	.0	.0	.0	.0	.0	.0	.0	.0	.0
20. Maine	ME	L	.0	27,192,668	.0	.0	.0	.0	.0	27,192,668	.0
21. Maryland	MD	N	.0	.0	.0	.0	.0	.0	.0	.0	.0
22. Massachusetts	MA	N	.0	.0	.0	.0	.0	.0	.0	.0	.0
23. Michigan	MI	N	.0	.0	.0	.0	.0	.0	.0	.0	.0
24. Minnesota	MN	N	.0	.0	.0	.0	.0	.0	.0	.0	.0
25. Mississippi	MS	N	.0	.0	.0	.0	.0	.0	.0	.0	.0
26. Missouri	MO	L	.0	.0	.0	.0	.0	.0	.0	.0	.0
27. Montana	MT	N	.0	.0	.0	.0	.0	.0	.0	.0	.0
28. Nebraska	NE	L	.0	.0	.0	.0	.0	.0	.0	.0	.0
29. Nevada	NV	N	.0	.0	.0	.0	.0	.0	.0	.0	.0
30. New Hampshire	NH	L	.0	9,431,595	.0	.0	.0	.0	.0	9,431,595	.0
31. New Jersey	NJ	N	.0	.0	.0	.0	.0	.0	.0	.0	.0
32. New Mexico	NM	N	.0	.0	.0	.0	.0	.0	.0	.0	.0
33. New York	NY	N	.0	.0	.0	.0	.0	.0	.0	.0	.0
34. North Carolina	NC	N	.0	.0	.0	.0	.0	.0	.0	.0	.0
35. North Dakota	ND	N	.0	.0	.0	.0	.0	.0	.0	.0	.0
36. Ohio	OH	N	.0	.0	.0	.0	.0	.0	.0	.0	.0
37. Oklahoma	OK	L	.0	3,533,217	.0	.0	.0	.0	.0	3,533,217	.0
38. Oregon	OR	N	.0	.0	.0	.0	.0	.0	.0	.0	.0
39. Pennsylvania	PA	N	.0	.0	.0	.0	.0	.0	.0	.0	.0
40. Rhode Island	RI	N	.0	.0	.0	.0	.0	.0	.0	.0	.0
41. South Carolina	SC	L	.0	296,644,855	.0	.0	.0	.0	.0	296,644,855	.0
42. South Dakota	SD	N	.0	.0	.0	.0	.0	.0	.0	.0	.0
43. Tennessee	TN	N	.0	.0	.0	.0	.0	.0	.0	.0	.0
44. Texas	TX	L	.0	(76)	.0	.0	.0	.0	.0	(76)	.0
45. Utah	UT	N	.0	.0	.0	.0	.0	.0	.0	.0	.0
46. Vermont	VT	N	.0	.0	.0	.0	.0	.0	.0	.0	.0
47. Virginia	VA	L	.0	122,506,579	.0	.0	.0	.0	.0	122,506,579	.0
48. Washington	WA	L	.0	190,596,953	.0	.0	.0	.0	.0	190,596,953	.0
49. West Virginia	WV	L	.0	43,311,303	.0	.0	.0	.0	.0	43,311,303	.0
50. Wisconsin	WI	N	.0	.0	.0	.0	.0	.0	.0	.0	.0
51. Wyoming	WY	L	.0	.0	.0	.0	.0	.0	.0	.0	.0
52. American Samoa	AS	N	.0	.0	.0	.0	.0	.0	.0	.0	.0
53. Guam	GU	N	.0	.0	.0	.0	.0	.0	.0	.0	.0
54. Puerto Rico	PR	N	.0	.0	.0	.0	.0	.0	.0	.0	.0
55. U.S. Virgin Islands	VI	N	.0	.0	.0	.0	.0	.0	.0	.0	.0
56. Northern Mariana Islands	MP	N	.0	.0	.0	.0	.0	.0	.0	.0	.0
57. Canada	CAN	N	.0	.0	.0	.0	.0	.0	.0	.0	.0
58. Aggregate Other Aliens	OT	XXX	.0	.0	.0	.0	.0	.0	.0	.0	.0
59. Subtotal	XXX	.0	1,969,778,146	.0	.0	.0	.0	.0	.0	1,969,778,146	.0
60. Reporting Entity Contributions for Employee Benefit Plans	XXX	.0	.0	.0	.0	.0	.0	.0	.0	.0	.0
61. Totals (Direct Business)	XXX	.0	1,969,778,146	.0	.0	.0	.0	.0	.0	1,969,778,146	.0
DETAILS OF WRITE-INS											
58001.	XXX	.0	.0	.0	.0	.0	.0	.0	.0	.0	.0
58002.	XXX	.0	.0	.0	.0	.0	.0	.0	.0	.0	.0
58003.	XXX	.0	.0	.0	.0	.0	.0	.0	.0	.0	.0
58998. Summary of remaining write-ins for Line 58 from overflow page	XXX	.0	.0	.0	.0	.0	.0	.0	.0	.0	.0
58999. Totals (Lines 58001 through 58003 plus 58998)(Line 58 above)	XXX	.0	.0	.0	.0	.0	.0	.0	.0	.0	.0

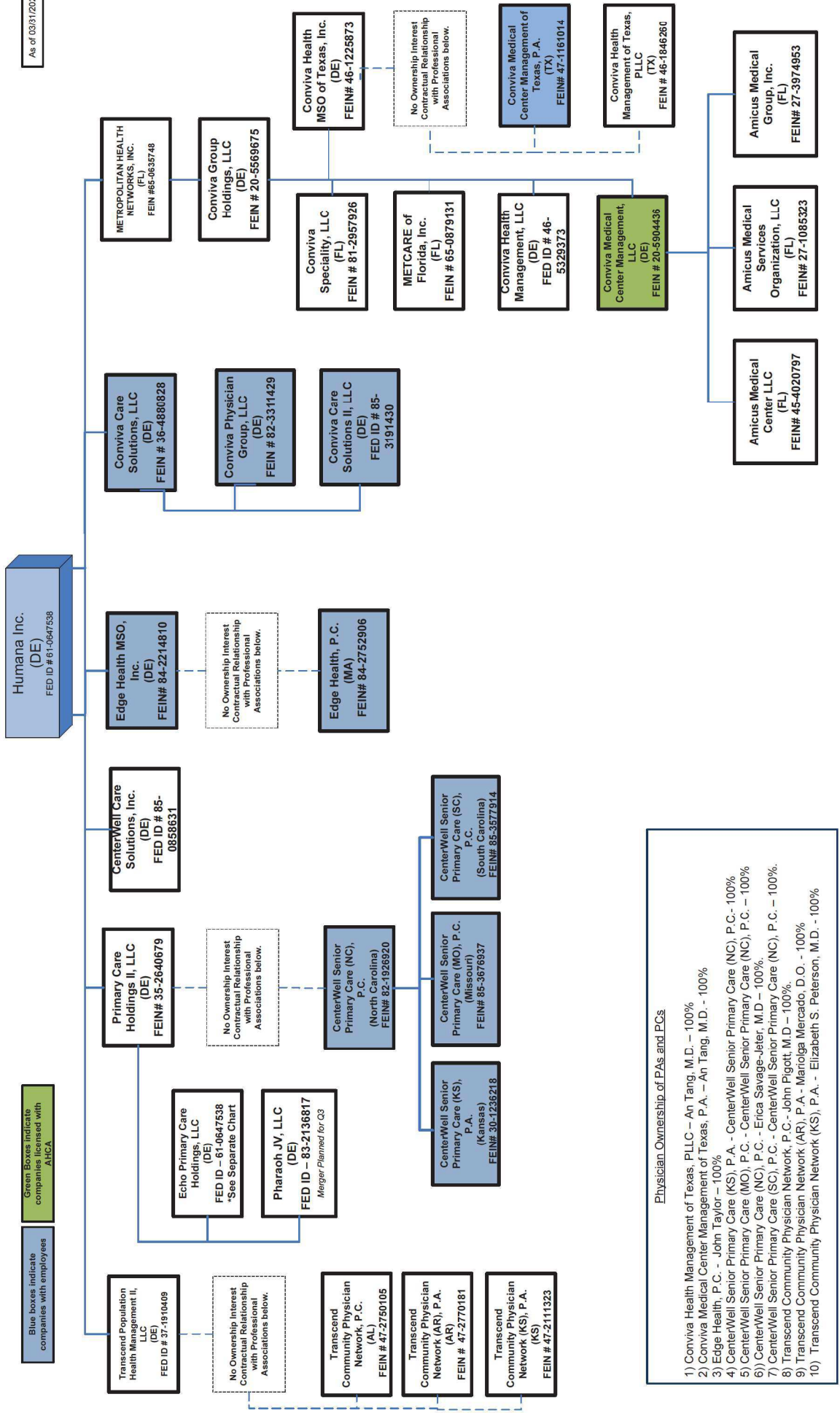
(a) Active Status Counts:

- 1. L - Licensed or Chartered - Licensed insurance carrier or domiciled RRG..... 19
- 2. R - Registered - Non-domiciled RRGs..... 0
- 3. E - Eligible - Reporting entities eligible or approved to write surplus lines in the state. .... 0
- 4. Q - Qualified - Qualified or accredited reinsurer..... 0
- 5. N - None of the above - Not allowed to write business in the state..... 38

STATEMENT AS OF MARCH 31, 2023 OF THE Arcadian Health Plan, Inc.

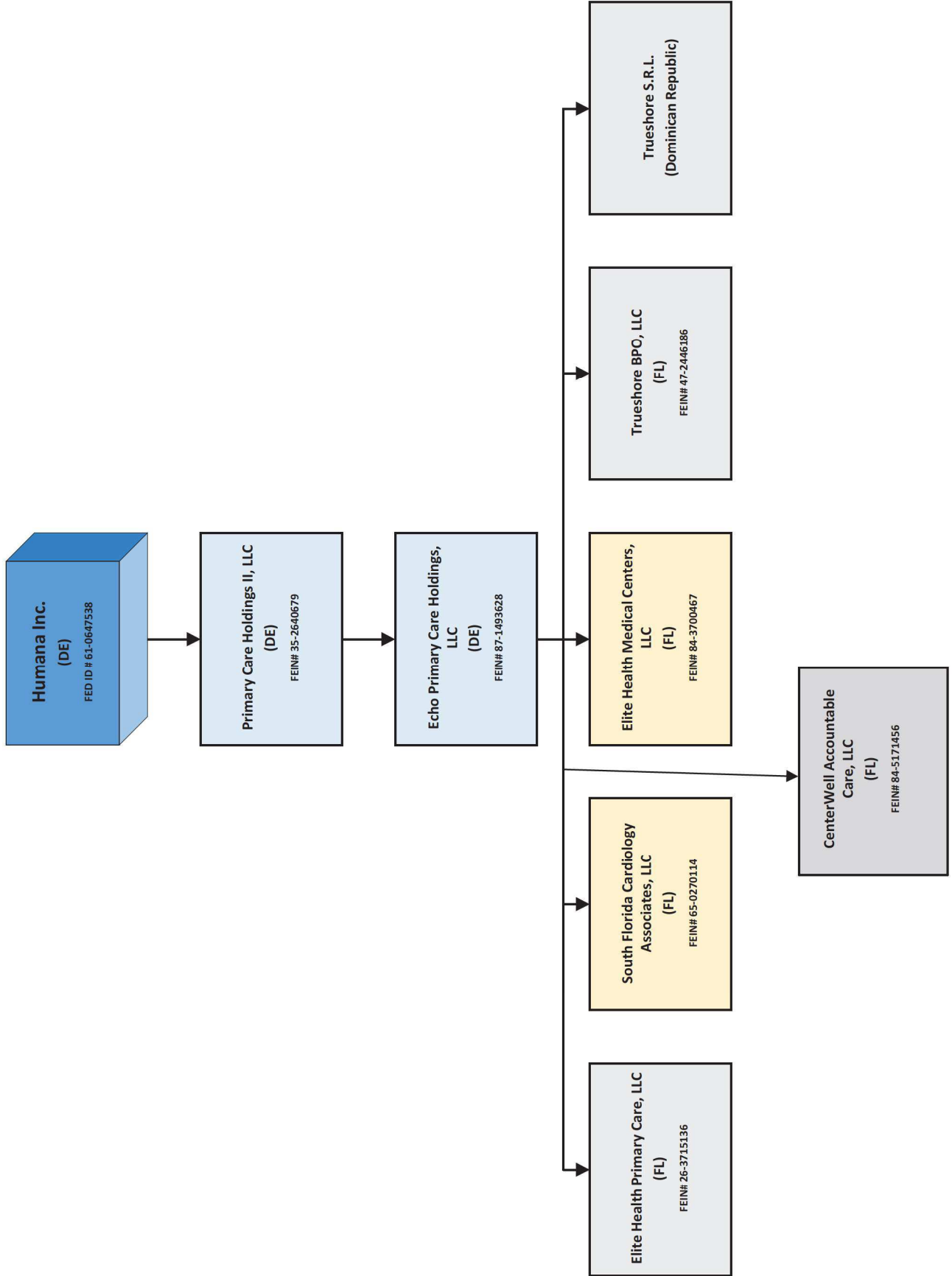


As of 03/31/2023

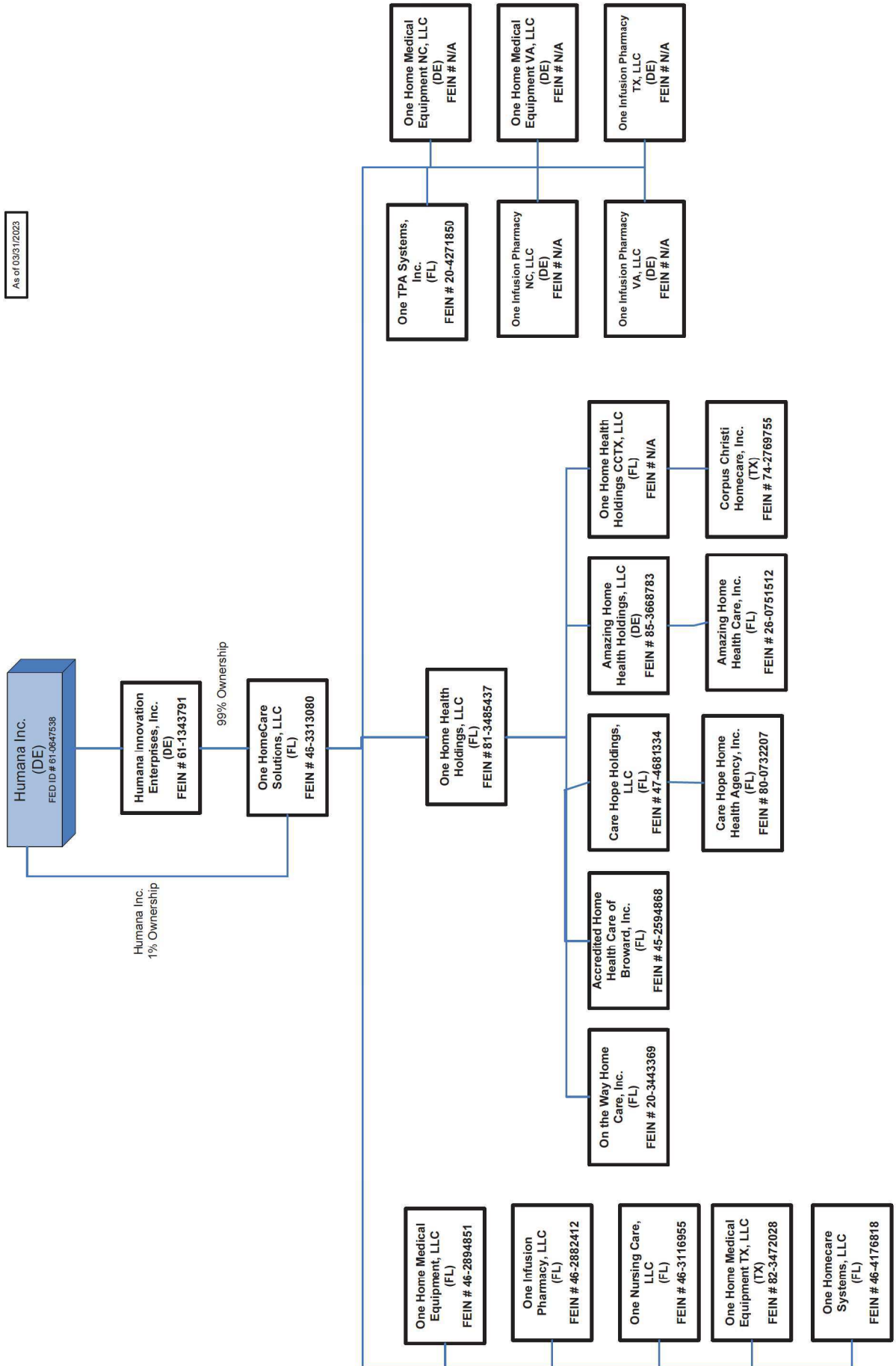


- Physician Ownership of PAs and PCs
- 1) Convivia Health Management of Texas, PLLC – An Tang, M.D. – 100%
  - 2) Convivia Medical Center Management of Texas, P.A. – An Tang, M.D. – 100%
  - 3) Edge Health, P.C. – John Taylor – 100%
  - 4) CenterWell Senior Primary Care (KS), P.A. – CenterWell Senior Primary Care (NC), P.C. – 100%
  - 5) CenterWell Senior Primary Care (MO), P.C. – CenterWell Senior Primary Care (NC), P.C. – 100%
  - 6) CenterWell Senior Primary Care (NC), P.C. – Erica Savage-Jeter, M.D. – 100%
  - 7) CenterWell Senior Primary Care (SC), P.C. – CenterWell Senior Primary Care (NC), P.C. – 100%
  - 8) Transcend Community Physician Network, P.C. – John Pigott, M.D. – 100%
  - 9) Transcend Community Physician Network (AR), P.A. – Mariolga Mercado, D.O. – 100%
  - 10) Transcend Community Physician Network (KS), P.A. – Elizabeth S. Peterson, M.D. – 100%

### Echo Primary Care Holdings Organization Chart

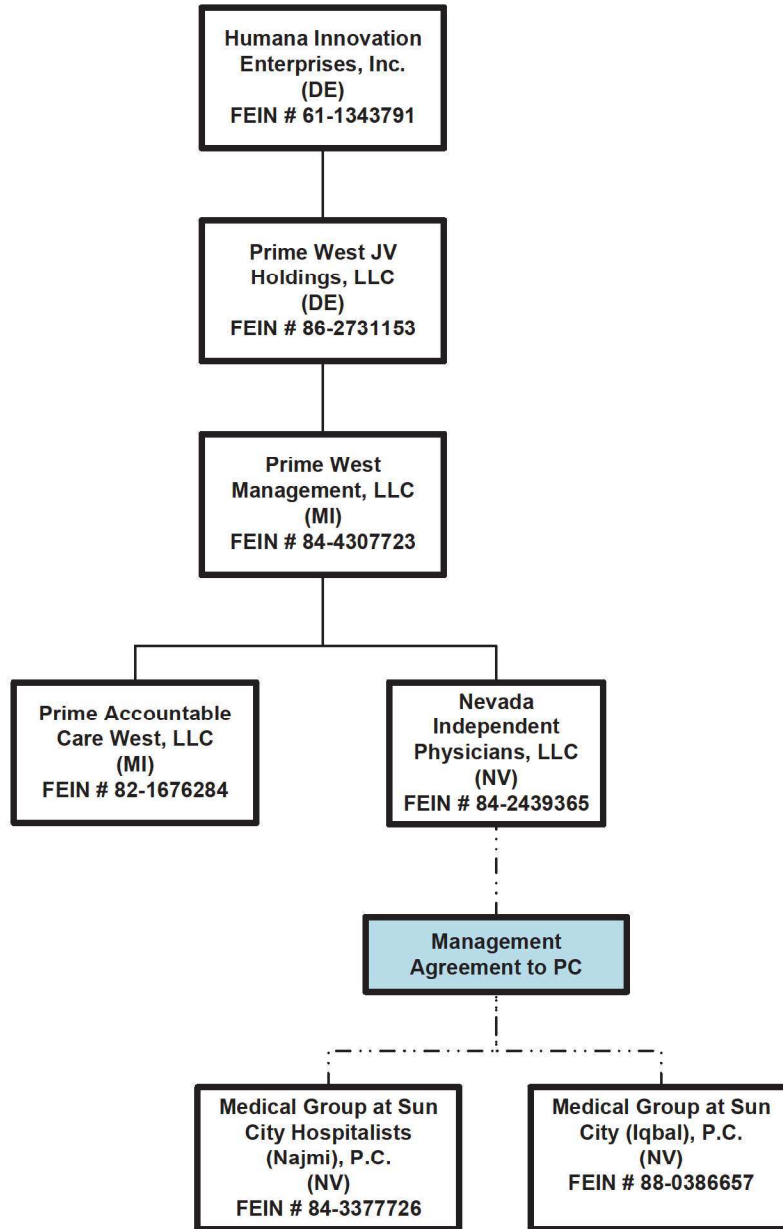


As of 03/31/2023



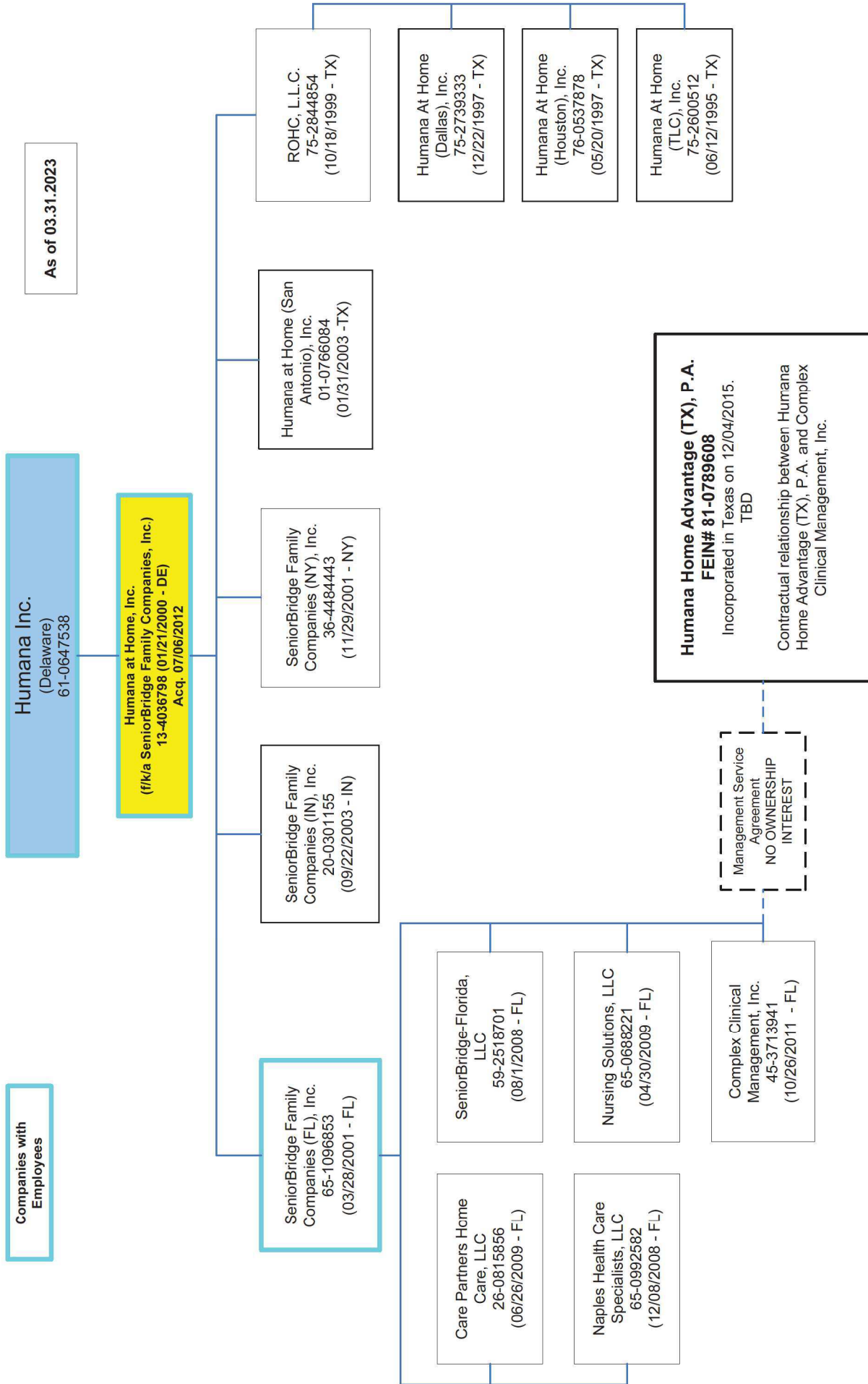
# Prime West Organizational Chart

As of 03/31/2023



Zaffar Iqbal, M.D – 100% Ownership



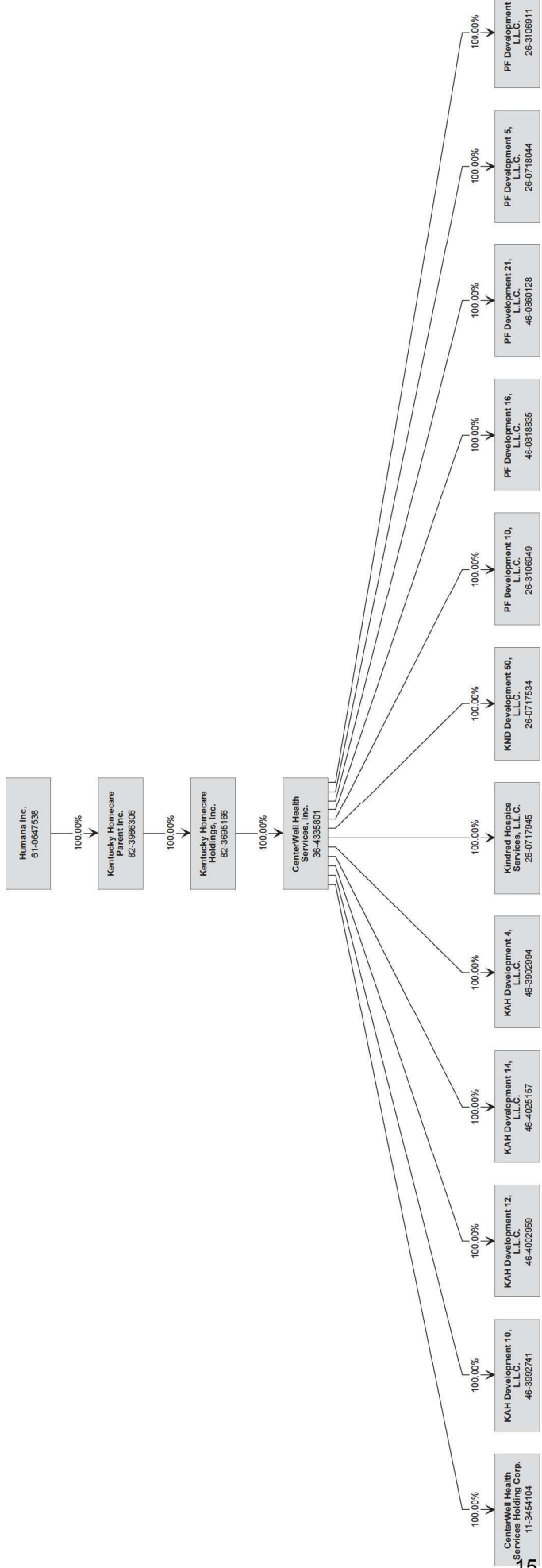


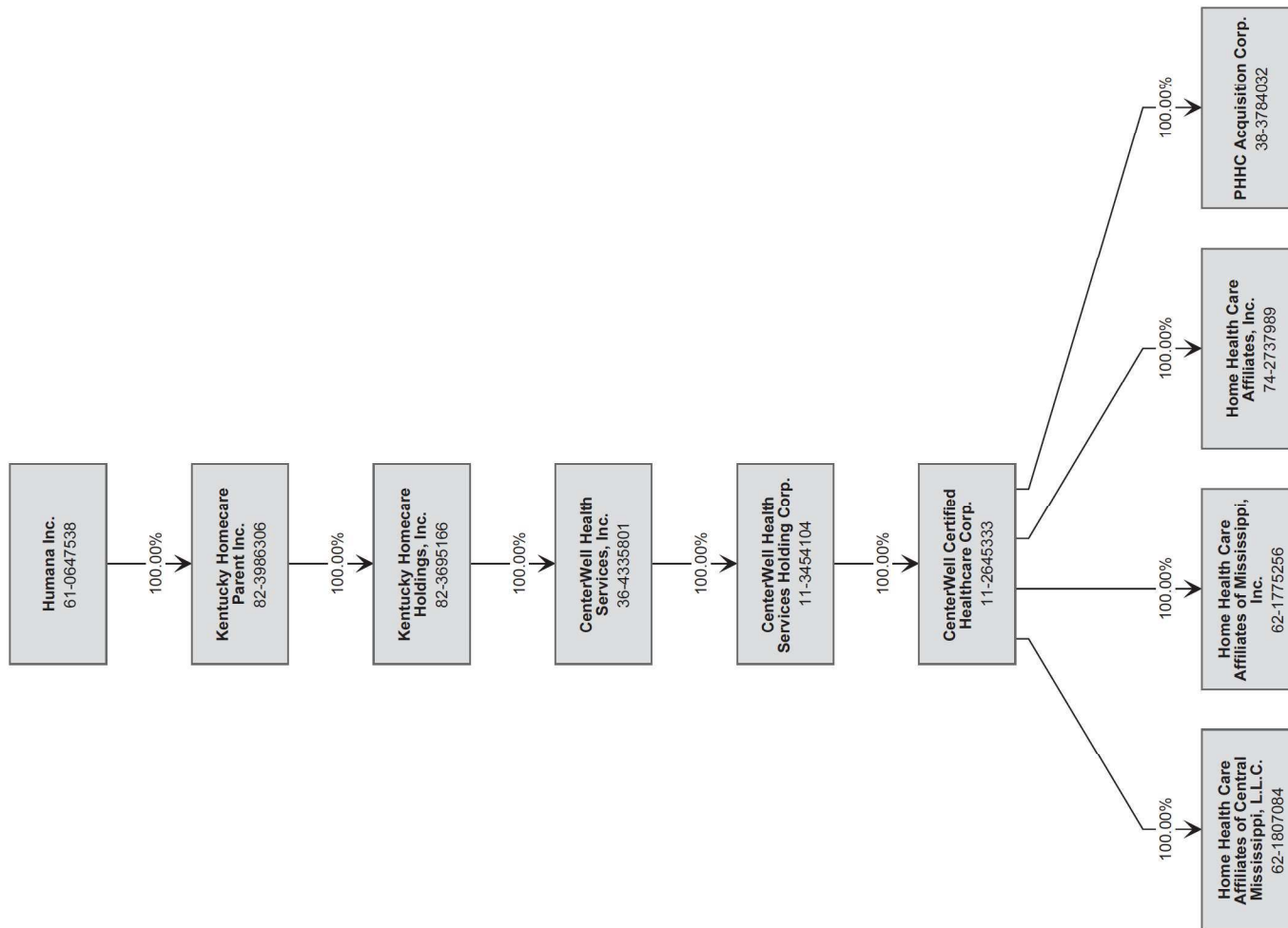
As of 03.31.2023

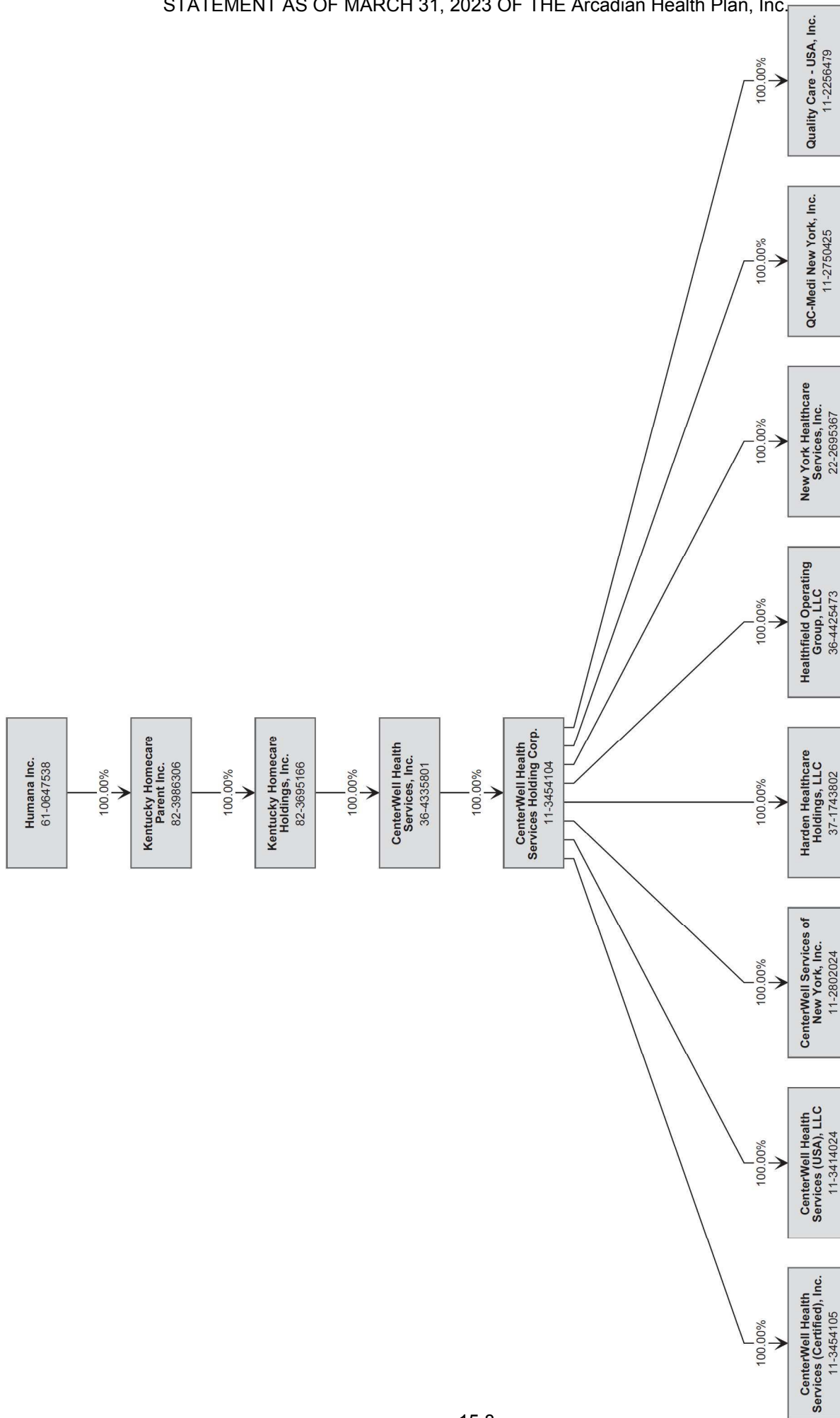
Companies with Employees

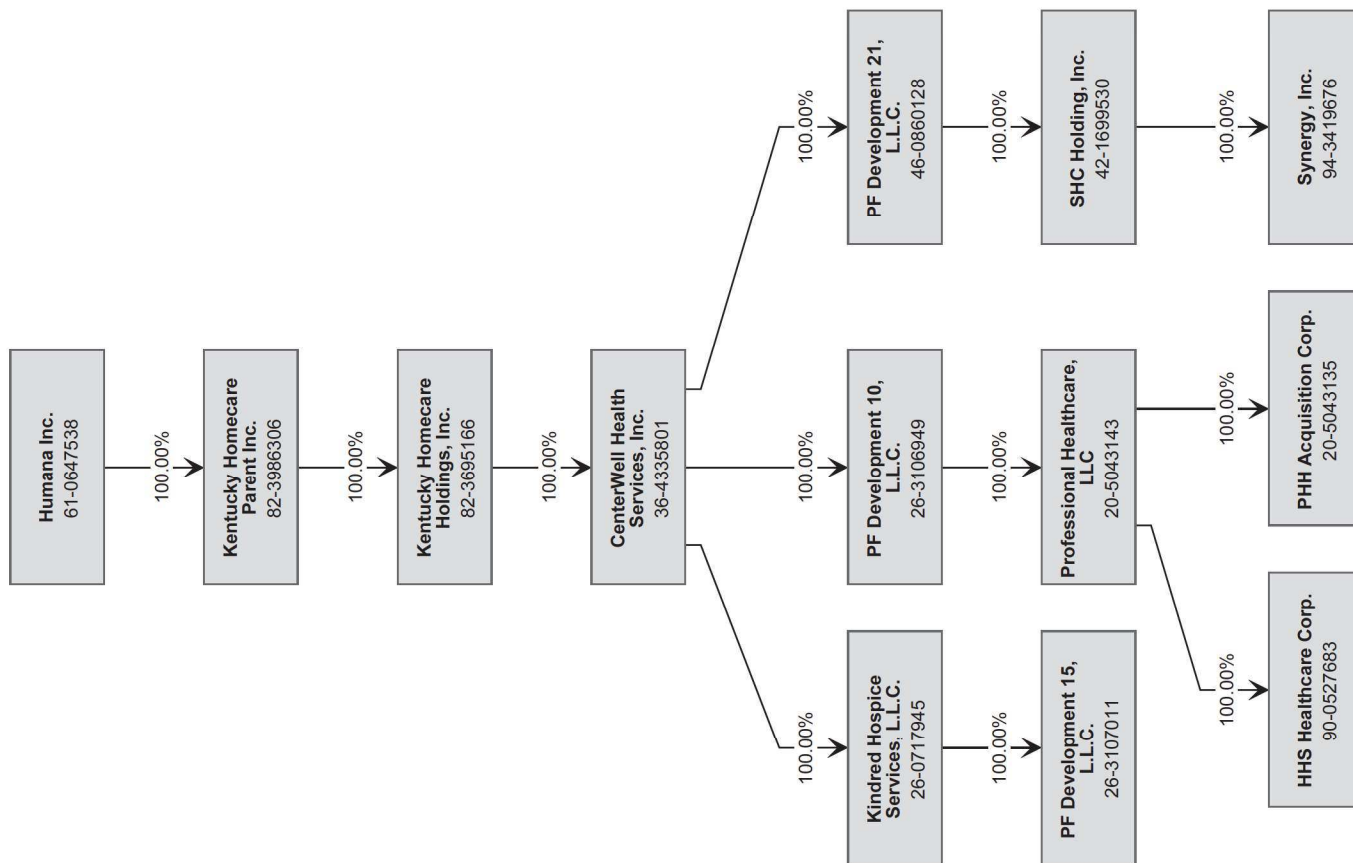


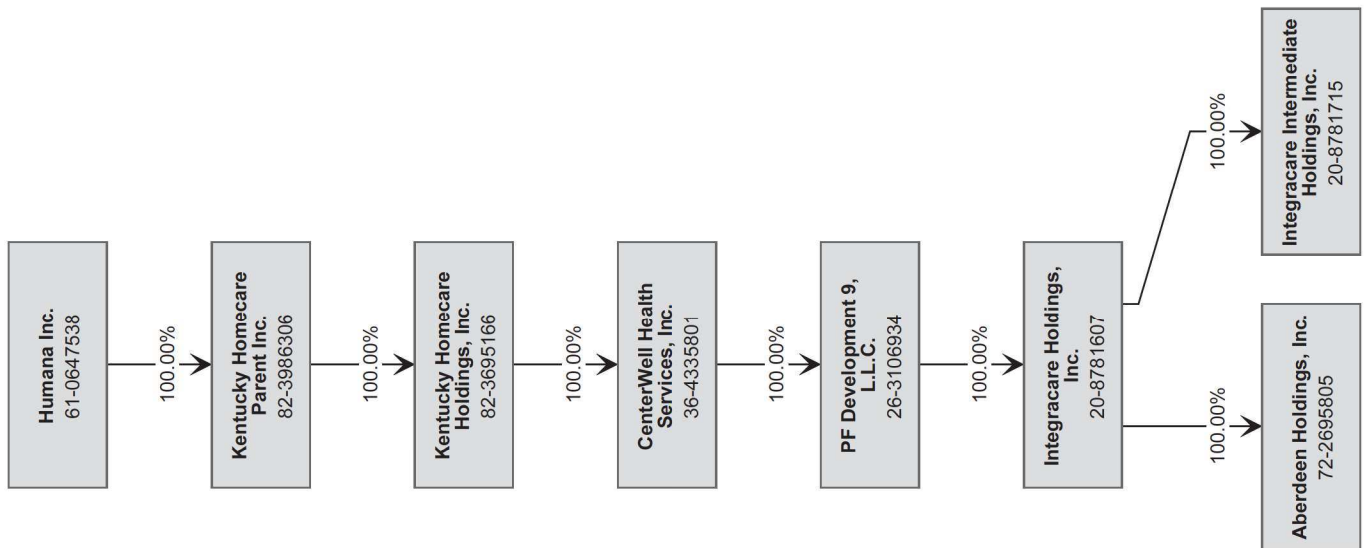
STATEMENT AS OF MARCH 31, 2023 OF THE Arcadian Health Plan, Inc.



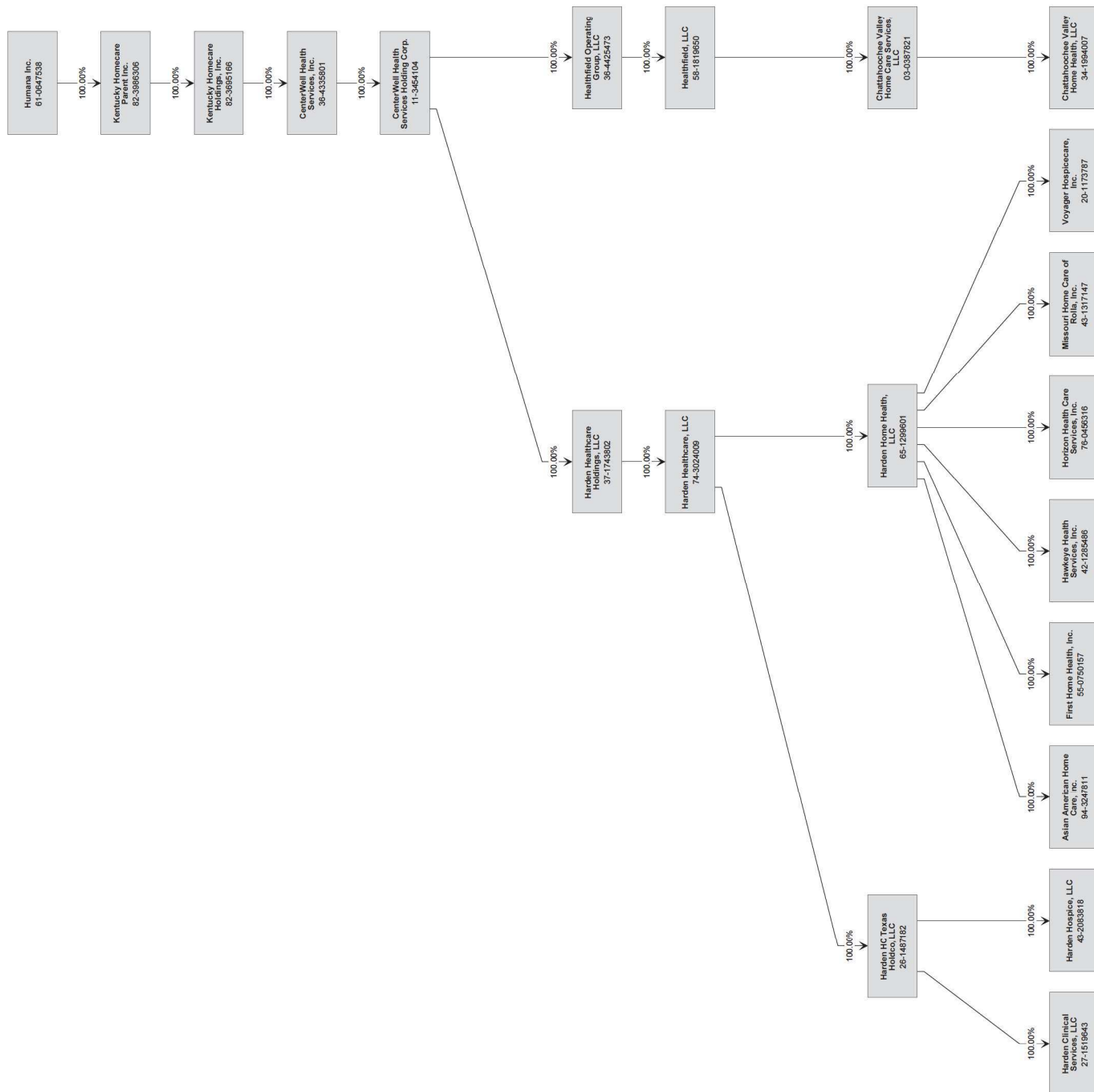




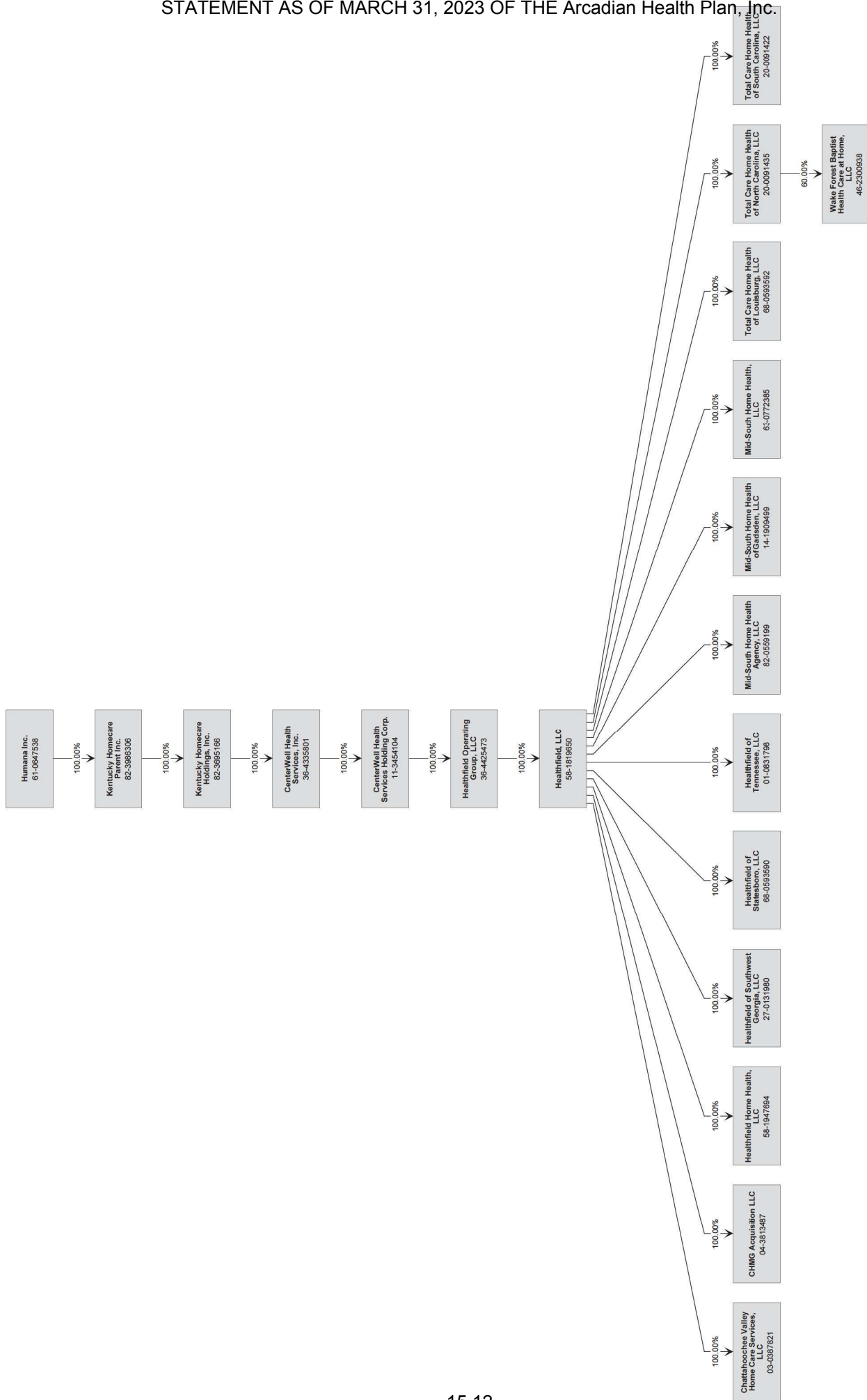




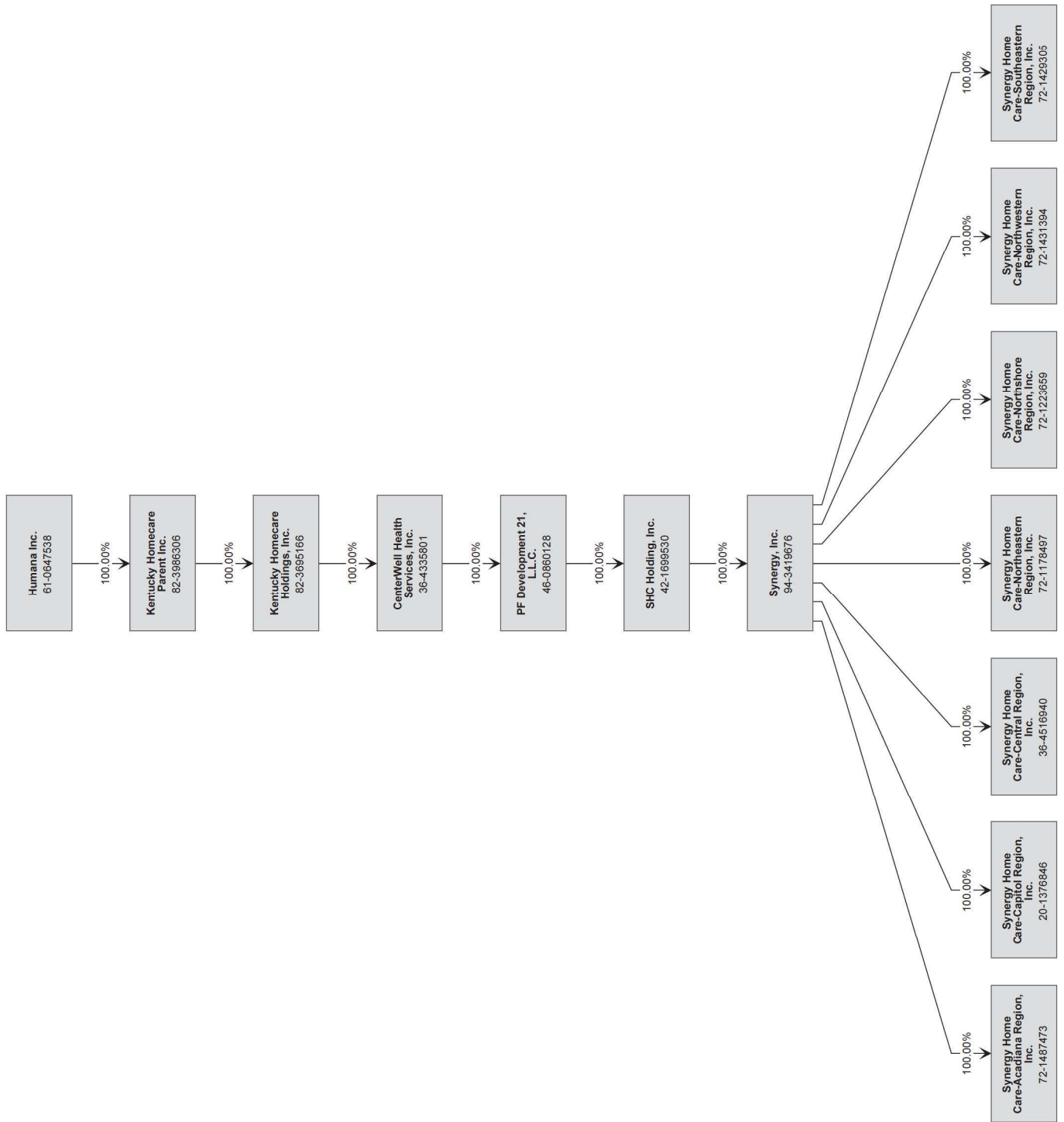
STATEMENT AS OF MARCH 31, 2023 OF THE Arcadian Health Plan, Inc.



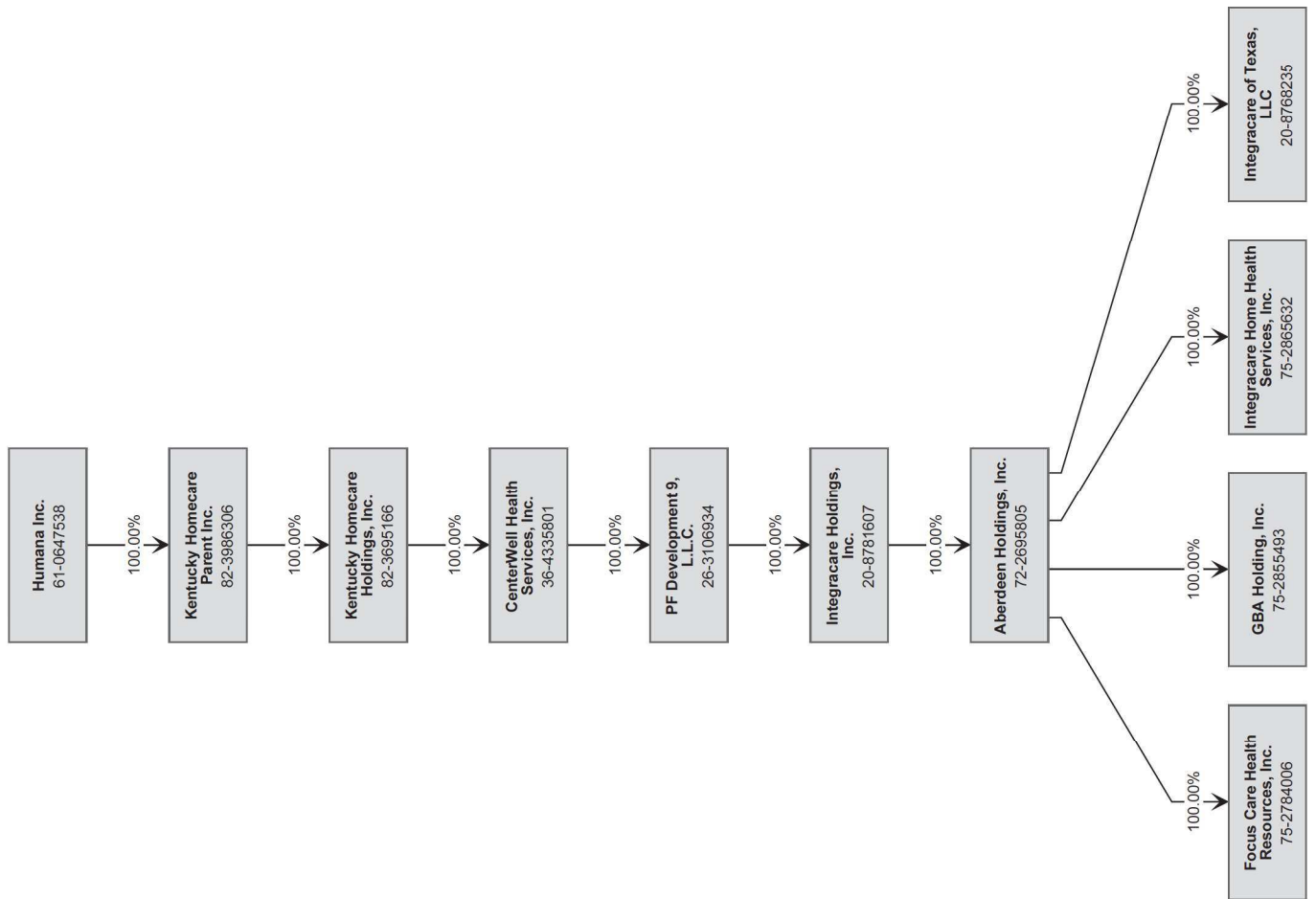
STATEMENT AS OF MARCH 31, 2023 OF THE Arcadian Health Plan, Inc.



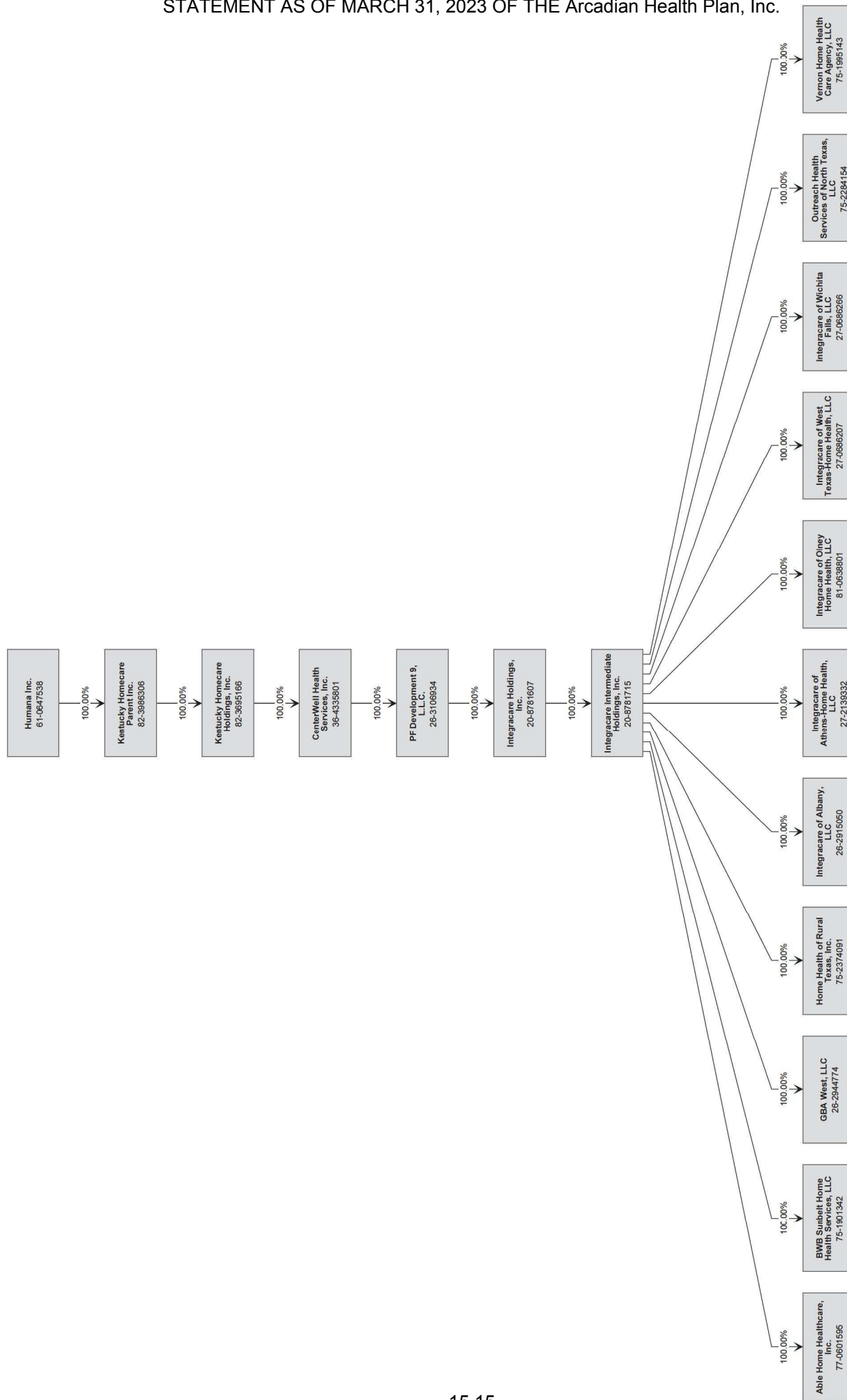
STATEMENT AS OF MARCH 31, 2023 OF THE Arcadian Health Plan, Inc.



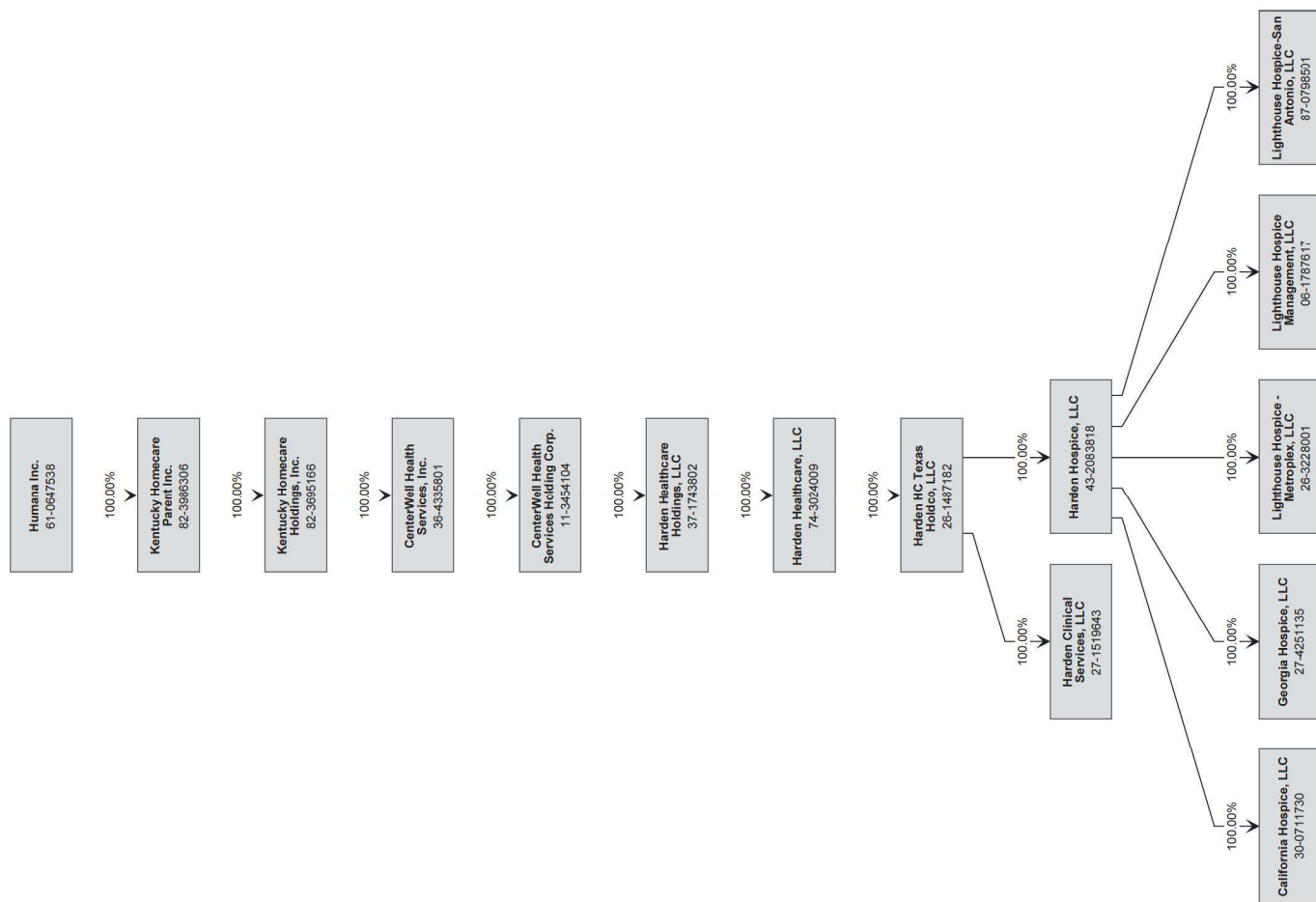




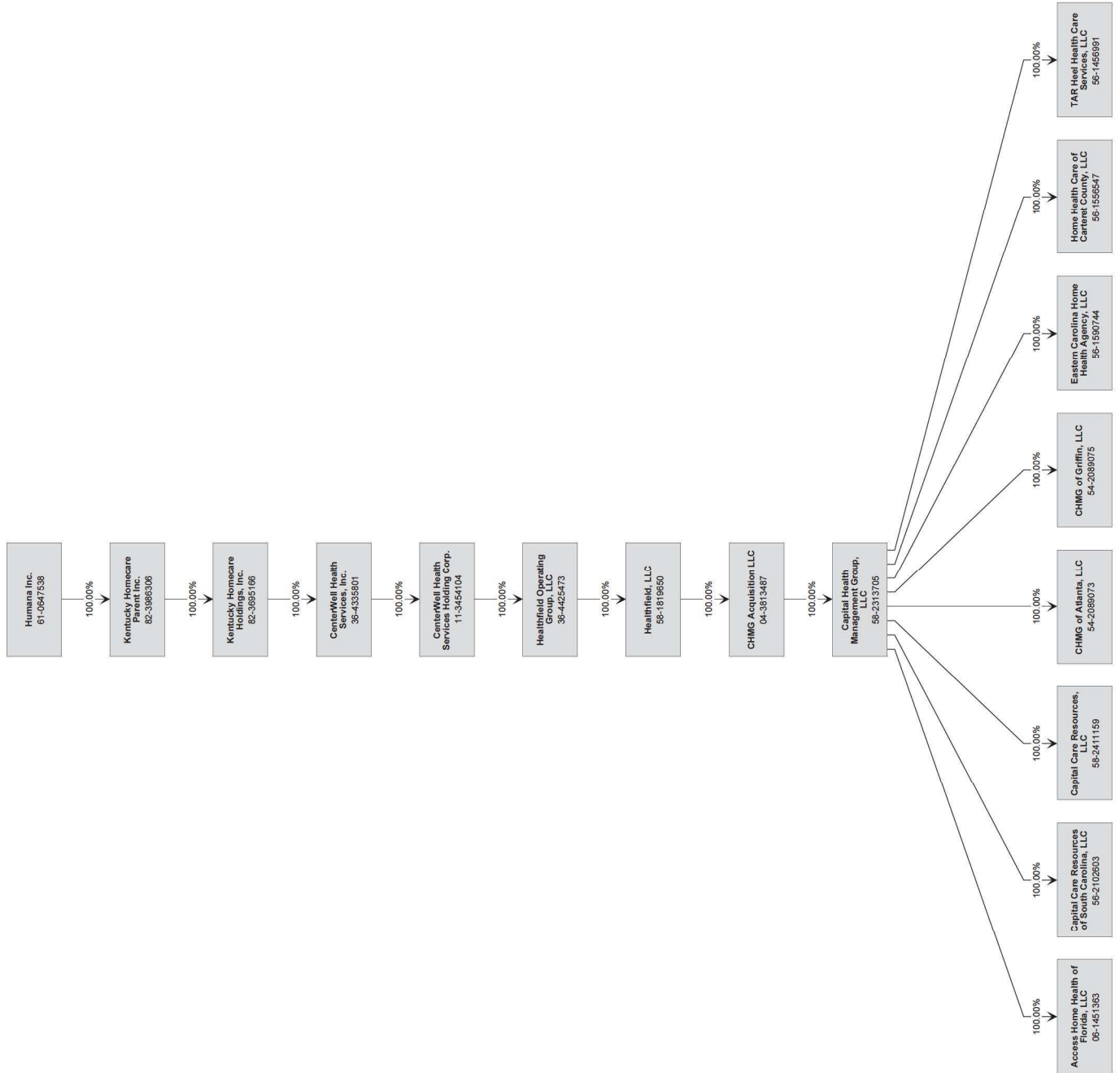
STATEMENT AS OF MARCH 31, 2023 OF THE Arcadian Health Plan, Inc.



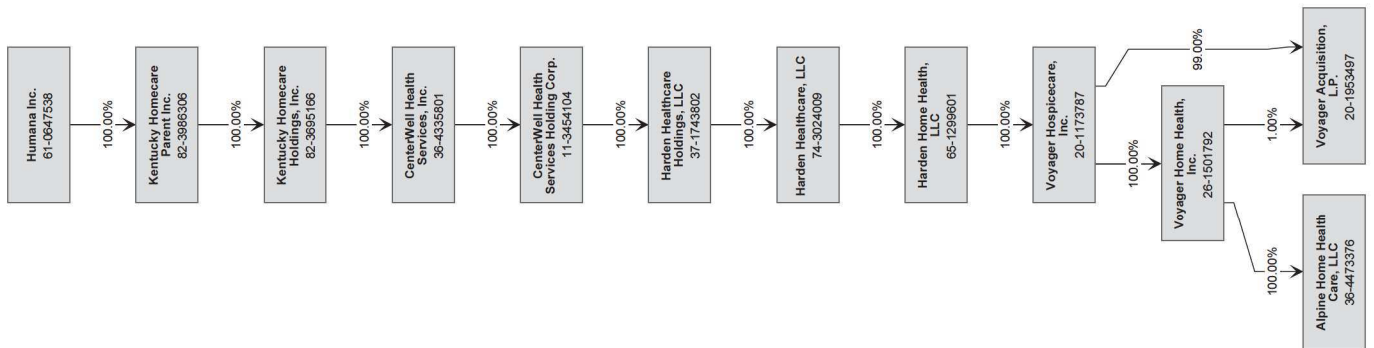
STATEMENT AS OF MARCH 31, 2023 OF THE Arcadian Health Plan, Inc.

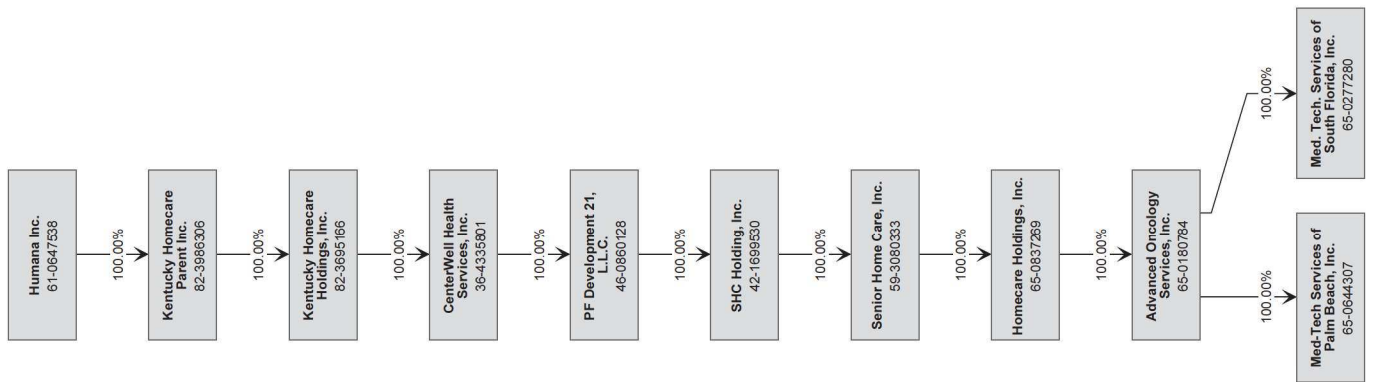


STATEMENT AS OF MARCH 31, 2023 OF THE Arcadian Health Plan, Inc.



STATEMENT AS OF MARCH 31, 2023 OF THE Arcadian Health Plan, Inc.





STATEMENT AS OF MARCH 31, 2023 OF THE Arcadian Health Plan, Inc.

**SCHEDULE Y**  
**PART 1A - DETAIL OF INSURANCE HOLDING COMPANY SYSTEM**

1	2	3	4	5	6	7	8	9	10	11	12	13	14	15	16
Group Code	Group Name	NAIC Company Code	ID Number	Federal RSSD	CIK	Name of Securities Exchange if Publicly Traded (U.S. or International)	Names of Parent, Subsidiaries Or Affiliates	Domiciliary Location	Relationship to Reporting Entity	Directly Controlled by (Name of Entity/Person)	Type of Control (Ownership, Board, Management, Attorney-in-Fact, Influence, Other)	If Control is Ownership Provide Percentage	Ultimate Controlling Entity(ies)/Person(s)	Is an SCA Filing Required? (Yes/No)	*
.0119	Humana Inc.	00000	20-5309363				516-526 West Main Street Condomium Council of Co-Owners, Inc.	.. KY.....	.. NIA.....	Humana Real Estate Company	Ownership.....	100.000	Humana Inc.	.. NO.....	0
.0119	Humana Inc.	12151	20-1001348				Arcadian Health Plan, Inc.	.. WA.....	.. RE.....	Humana Inc.	Ownership.....	100.000	Humana Inc.	.. NO.....	0
.0119	Humana Inc.	00000	26-0815856				Care Partners Home Care, LLC	.. FL.....	.. NIA.....	SeniorBridge Family Companies (FL), Inc.	Ownership.....	100.000	Humana Inc.	.. NO.....	0
.0119	Humana Inc.	00000	39-1514846				CareNetwork, Inc.	.. WI.....	.. NIA.....	Humana Inc.	Ownership.....	100.000	Humana Inc.	.. NO.....	0
.0119	Humana Inc.	95092	59-2598550				CarePlus Health Plans, Inc.	.. FL.....	.. IA.....	Humana Inc.	Ownership.....	100.000	Humana Inc.	.. NO.....	0
.0119	Humana Inc.	95754	62-1579044				Cariten Health Plan Inc.	.. TN.....	.. IA.....	PHP Companies, Inc.	Ownership.....	100.000	Humana Inc.	.. NO.....	0
.0119	Humana Inc.	00000	35-2608414				CDO 1, LLC	.. DE.....	.. NIA.....	HJM Provider Holdings, LLC	Ownership.....	100.000	Humana Inc.	.. NO.....	0
.0119	Humana Inc.	00000	32-0545504				CDO 2, LLC	.. DE.....	.. NIA.....	HJM Provider Holdings, LLC	Ownership.....	100.000	Humana Inc.	.. NO.....	0
.0119	Humana Inc.	95158	61-1279717				CHA HMO, Inc.	.. KY.....	.. IA.....	Humana Inc.	Ownership.....	100.000	Humana Inc.	.. NO.....	0
.0119	Humana Inc.	52015	59-2531815				CompBenefits Company	.. FL.....	.. IA.....	Humana Dental Company	Ownership.....	100.000	Humana Inc.	.. NO.....	0
.0119	Humana Inc.	00000	04-3185995				CompBenefits Corporation	.. DE.....	.. NIA.....	Humana Inc.	Ownership.....	100.000	Humana Inc.	.. NO.....	0
.0119	Humana Inc.	11228	36-3886002				CompBenefits Dental, Inc.	.. IL.....	.. IA.....	Dental Care Plus Management, Corp.	Ownership.....	100.000	Humana Inc.	.. NO.....	0
.0119	Humana Inc.	00000	58-2228851				CompBenefits Direct, Inc.	.. DE.....	.. NIA.....	Humana Dental Company	Ownership.....	100.000	Humana Inc.	.. NO.....	0
.0119	Humana Inc.	60984	74-2552026				CompBenefits Insurance Company	.. TX.....	.. IA.....	Humana Dental Company	Ownership.....	100.000	Humana Inc.	.. NO.....	0
.0119	Humana Inc.	00000	45-3713941				Complex Clinical Management, Inc.	.. FL.....	.. NIA.....	SeniorBridge Family Companies (FL), Inc.	Ownership.....	100.000	Humana Inc.	.. NO.....	0
.0119	Humana Inc.	00000	42-1575099				Humana Healthcare Research, Inc.	.. IL.....	.. NIA.....	Humana Inc.	Ownership.....	100.000	Humana Inc.	.. NO.....	0
.0119	Humana Inc.	00000	36-4880828				Conviva Care Solutions, LLC	.. DE.....	.. NIA.....	Humana Inc.	Ownership.....	100.000	Humana Inc.	.. NO.....	0
.0119	Humana Inc.	15886	75-2043865				Humana Benefit Plan of Texas, Inc.	.. TX.....	.. IA.....	Humana Inc.	Ownership.....	100.000	Humana Inc.	.. NO.....	0
.0119	Humana Inc.	00000	36-3512545				Dental Care Plus Management, Corp.	.. IL.....	.. NIA.....	Humana Dental Company	Ownership.....	100.000	Humana Inc.	.. NO.....	0
.0119	Humana Inc.	95161	76-0039628				DentiCare, Inc.	.. TX.....	.. IA.....	Humana Dental Company	Ownership.....	100.000	Humana Inc.	.. NO.....	0
.0119	Humana Inc.	88595	31-0935772				Empheys Insurance Company	.. TX.....	.. IA.....	Empheys, Inc.	Ownership.....	100.000	Humana Inc.	.. NO.....	0
.0119	Humana Inc.	00000	61-1237697				Empheys, Inc.	.. DE.....	.. NIA.....	Humana Inc.	Ownership.....	100.000	Humana Inc.	.. NO.....	0
.0119	Humana Inc.	00000	59-3164234				CenterWell Senior Primary Care (FL), Inc.	.. FL.....	.. NIA.....	FPG Acquisition Corp.	Ownership.....	100.000	Humana Inc.	.. NO.....	0
.0119	Humana Inc.	00000	81-3802918				FPG Acquisition Corp.	.. DE.....	.. NIA.....	FPG Acquisition Holdings Corp.	Ownership.....	100.000	Humana Inc.	.. NO.....	0
.0119	Humana Inc.	00000	81-3819187				FPG Acquisition Holdings Corp.	.. DE.....	.. NIA.....	FPG Holding Company, LLC	Ownership.....	100.000	Humana Inc.	.. NO.....	0
.0119	Humana Inc.	00000	32-0505460				FPG Holding Company, LLC	.. DE.....	.. NIA.....	Humana Inc.	Ownership.....	100.000	Humana Inc.	.. NO.....	0
.0119	Humana Inc.	00000	45-4685400				FPG Senior Services, LLC	.. FL.....	.. NIA.....	FPG Acquisition Corp.	Ownership.....	100.000	Humana Inc.	.. NO.....	0
.0119	Humana Inc.	00000	27-1649291				Harris, Rothenberg International Inc.	.. NY.....	.. NIA.....	Humana Inc.	Ownership.....	100.000	Humana Inc.	.. NO.....	0
.0119	Humana Inc.	00000	61-1223418				Health Value Management, Inc.	.. DE.....	.. NIA.....	Humana Inc.	Ownership.....	100.000	Humana Inc.	.. NO.....	0
.0119	Humana Inc.	00000	46-4912173				Humana EAP and Work-Life Services of California, Inc.	.. CA.....	.. IA.....	Harris, Rothenberg International Inc.	Ownership.....	100.000	Humana Inc.	.. NO.....	0
.0119	Humana Inc.	00000	26-3592783				HJM Provider Holdings, LLC	.. DE.....	.. NIA.....	Humana Inc.	Ownership.....	100.000	Humana Inc.	.. NO.....	0
.0119	Humana Inc.	00000	20-4835394				Humana Active Outlook, Inc.	.. KY.....	.. NIA.....	Humana Inc.	Ownership.....	100.000	Humana Inc.	.. NO.....	0
.0119	Humana Inc.	00000	75-2739333				Humana At Home (Dallas), Inc.	.. TX.....	.. NIA.....	ROHC, L.L.C.	Ownership.....	100.000	Humana Inc.	.. NO.....	0
.0119	Humana Inc.	00000	76-0537878				Humana At Home (Houston), Inc.	.. TX.....	.. NIA.....	ROHC, L.L.C.	Ownership.....	100.000	Humana Inc.	.. NO.....	0
.0119	Humana Inc.	00000	65-0274594				Humana At Home 1, Inc.	.. FL.....	.. NIA.....	Humana Dental Company	Ownership.....	100.000	Humana Inc.	.. NO.....	0
.0119	Humana Inc.	00000	13-4036798				Humana at Home, Inc.	.. DE.....	.. NIA.....	Humana Inc.	Ownership.....	100.000	Humana Inc.	.. NO.....	0
.0119	Humana Inc.	60052	37-1326199				Humana Benefit Plan of Illinois, Inc.	.. IL.....	.. IA.....	Humana Inc.	Ownership.....	100.000	Humana Inc.	.. NO.....	0
.0119	Humana Inc.	00000	59-1843760				Humana Dental Company	.. FL.....	.. NIA.....	CompBenefits Corporation	Ownership.....	100.000	Humana Inc.	.. NO.....	0
.0119	Humana Inc.	95519	58-2209549				Humana Employers Health Plan of Georgia, Inc.	.. GA.....	.. IA.....	Humana Insurance Company	Ownership.....	100.000	Humana Inc.	.. NO.....	0
.0119	Humana Inc.	00000	61-1241225				Humana Government Business, Inc.	.. DE.....	.. NIA.....	Humana Inc.	Ownership.....	100.000	Humana Inc.	.. NO.....	0
.0119	Humana Inc.	95642	72-1279235				Humana Health Benefit Plan of Louisiana, Inc.	.. LA.....	.. IA.....	Humana Insurance Company	Ownership.....	100.000	Humana Inc.	.. NO.....	0
.0119	Humana Inc.	13558	26-2800286				Humana Health Company of New York, Inc.	.. NY.....	.. IA.....	Humana Inc.	Ownership.....	100.000	Humana Inc.	.. NO.....	0
.0119	Humana Inc.	69671	61-1041514				Humana Health Insurance Company of Florida, Inc.	.. FL.....	.. IA.....	Humana Inc.	Ownership.....	100.000	Humana Inc.	.. NO.....	0
.0119	Humana Inc.	00000	26-3473328				Humana Health Plan of California, Inc.	.. CA.....	.. IA.....	Humana Inc.	Ownership.....	100.000	Humana Inc.	.. NO.....	0
.0119	Humana Inc.	95348	31-1154200				Humana Health Plan of Ohio, Inc.	.. OH.....	.. IA.....	Humana Inc.	Ownership.....	100.000	Humana Inc.	.. NO.....	0

STATEMENT AS OF MARCH 31, 2023 OF THE Arcadian Health Plan, Inc.

**SCHEDULE Y**  
**PART 1A - DETAIL OF INSURANCE HOLDING COMPANY SYSTEM**

1	2	3	4	5	6	7	8	9	10	11	12	13	14	15	16
Group Code	Group Name	NAIC Company Code	ID Number	Federal RSSD	CIK	Name of Securities Exchange if Publicly Traded (U.S. or International)	Names of Parent, Subsidiaries Or Affiliates	Domiciliary Location	Relationship to Reporting Entity	Directly Controlled by (Name of Entity/Person)	Type of Control (Ownership, Board, Management, Attorney-in-Fact, Influence, Other)	If Control is Ownership Provide Percentage	Ultimate Controlling Entity(ies)/Person(s)	Is an SCA Filing Required? (Yes/No)	*
.0119	Humana Inc.	95024	61-0994632				Humana Health Plan of Texas, Inc.	TX	IA	Humana Inc.	Ownership	100.000	Humana Inc.	NO	0
.0119	Humana Inc.	95885	61-1013183				Humana Health Plan, Inc.	KY	IA	Humana Inc.	Ownership	100.000	Humana Inc.	NO	0
.0119	Humana Inc.	95721	66-0406896				Humana Health Plans of Puerto Rico, Inc.	PR	IA	Humana Inc.	Ownership	100.000	Humana Inc.	NO	0
.0119	Humana Inc.	00000	61-0647538		0000049071	NYSE	Humana Inc.	DE	UDP	See Footnote 1	Other	0.000	See Footnote 1	NO	2
.0119	Humana Inc.	00000	61-1343791				Humana Innovation Enterprises, Inc.	DE	NIA	Humana Inc.	Ownership	100.000	Humana Inc.	NO	0
.0119	Humana Inc.	73288	39-1263473				Humana Insurance Company	WI	IA	CareNetwork, Inc.	Ownership	100.000	Humana Inc.	NO	0
.0119	Humana Inc.	60219	61-1311685				Humana Insurance Company of Kentucky	KY	IA	Humana Insurance Company	Ownership	100.000	Humana Inc.	NO	0
.0119	Humana Inc.	12634	20-2888723				Humana Insurance Company of New York	NY	IA	Humana Inc.	Ownership	100.000	Humana Inc.	NO	0
.0119	Humana Inc.	84603	66-0291866				Humana Insurance of Puerto Rico, Inc.	PR	IA	Humana Inc.	Ownership	100.000	Humana Inc.	NO	0
.0119	Humana Inc.	00000	20-3364857				Humana MarketPOINT of Puerto Rico, Inc.	PR	NIA	Humana Inc.	Ownership	100.000	Humana Inc.	NO	0
.0119	Humana Inc.	00000	61-1343508				Humana MarketPOINT, Inc.	KY	NIA	Humana Inc.	Ownership	100.000	Humana Inc.	NO	0
.0119	Humana Inc.	14224	27-3991410				Humana Medical Plan of Michigan, Inc.	MI	IA	Humana Inc.	Ownership	100.000	Humana Inc.	NO	0
.0119	Humana Inc.	14462	27-4660531				Humana Medical Plan of Pennsylvania, Inc.	PA	IA	Humana Inc.	Ownership	100.000	Humana Inc.	NO	0
.0119	Humana Inc.	12908	20-8411422				Humana Medical Plan of Utah, Inc.	UT	IA	Humana Inc.	Ownership	100.000	Humana Inc.	NO	0
.0119	Humana Inc.	95270	61-1103898				Humana Medical Plan, Inc.	FL	IA	Humana Inc.	Ownership	100.000	Humana Inc.	NO	0
.0119	Humana Inc.	00000	45-2254346				Humana Pharmacy Solutions, Inc.	KY	NIA	Humana Inc.	Ownership	100.000	Humana Inc.	NO	0
.0119	Humana Inc.	00000	61-1316926				CenterWell Pharmacy, Inc.	DE	NIA	Humana Inc.	Ownership	100.000	Humana Inc.	NO	0
.0119	Humana Inc.	12282	20-2036444				Humana Regional Health Plan, Inc.	AR	IA	Humana Inc.	Ownership	100.000	Humana Inc.	NO	0
.0119	Humana Inc.	00000	26-4522424				Humana WellWorks LLC	DE	NIA	Health Value Management, Inc.	Ownership	100.000	Humana Inc.	NO	0
.0119	Humana Inc.	95342	39-1525003				Humana Wisconsin Health Organization Insurance Corporation	WI	IA	CareNetwork, Inc.	Ownership	100.000	Humana Inc.	NO	0
.0119	Humana Inc.	70580	39-0714280				HumanaDental Insurance Company	WI	IA	HumanaDental, Inc.	Ownership	100.000	Humana Inc.	NO	0
.0119	Humana Inc.	00000	61-1364005				HumanaDental, Inc.	DE	NIA	Humana Inc.	Ownership	100.000	Humana Inc.	NO	0
.0119	Humana Inc.	00000	27-4535747				Go365, LLC	DE	NIA	HumanaWellworks LLC	Ownership	100.000	Humana Inc.	NO	0
.0119	Humana Inc.	00000	61-1239538				Humco, Inc.	KY	NIA	Humana Inc.	Ownership	100.000	Humana Inc.	NO	0
.0119	Humana Inc.	00000	61-1383567				HUM-e-FL, Inc.	FL	NIA	Humana Inc.	Ownership	100.000	Humana Inc.	NO	0
.0119	Humana Inc.	00000	86-1050795				Hummingbird Coaching Systems LLC	OH	NIA	Harris, Rothenberg International Inc.	Ownership	100.000	Humana Inc.	NO	0
.0119	Humana Inc.	11695	39-1769093				Independent Care Health Plan	WI	IA	CareNetwork, Inc.	Ownership	100.000	Humana Inc.	NO	0
.0119	Humana Inc.	00000	61-1232669				Managed Care Indemnity, Inc.	VT	IA	Humana Inc.	Ownership	100.000	Humana Inc.	NO	0
.0119	Humana Inc.	00000	20-5569675				Conviva Group Holdings, LLC	DE	NIA	Metropolitan Health Networks, Inc.	Ownership	100.000	Humana Inc.	NO	0
.0119	Humana Inc.	00000	20-5904436				Conviva Medical Center Management, LLC	DE	NIA	Conviva Group Holdings, LLC	Ownership	100.000	Humana Inc.	NO	0
.0119	Humana Inc.	00000	81-2957926				Conviva Speciality, LLC	FL	NIA	Conviva Group Holdings, LLC	Ownership	100.000	Humana Inc.	NO	0
.0119	Humana Inc.	00000	65-0879131				METCARE of Florida, Inc.	FL	NIA	Conviva Group Holdings, LLC	Ownership	100.000	Humana Inc.	NO	0
.0119	Humana Inc.	00000	65-0635728				Metropolitan Health Networks, Inc.	FL	NIA	Humana Inc.	Ownership	100.000	Humana Inc.	NO	0
.0119	Humana Inc.	00000	65-0992582				Naples Health Care Specialists, LLC	FL	NIA	SeniorBridge Family Companies (FL), Inc.	Ownership	100.000	Humana Inc.	NO	0
.0119	Humana Inc.	00000	65-0688221				Nursing Solutions, LLC	FL	NIA	SeniorBridge Family Companies (FL), Inc.	Ownership	100.000	Humana Inc.	NO	0
.0119	Humana Inc.	00000	62-1552091				PHP Companies, Inc.	TN	NIA	Humana Inc.	Ownership	100.000	Humana Inc.	NO	0
.0119	Humana Inc.	00000	62-1250945				Preferred Health Partnership, Inc.	TN	NIA	PHP Companies, Inc.	Ownership	100.000	Humana Inc.	NO	0
.0119	Humana Inc.	00000	20-1724127				Humana Real Estate Company	KY	NIA	Humana Inc.	Ownership	100.000	Humana Inc.	NO	0
.0119	Humana Inc.	00000	46-1225873				Conviva Health MSO of Texas, Inc.	DE	NIA	Conviva Group Holdings, LLC	Ownership	100.000	Humana Inc.	NO	0
.0119	Humana Inc.	00000	75-2844854				ROHC, L.L.C.	TX	NIA	Humana at Home, Inc.	Ownership	100.000	Humana Inc.	NO	0
.0119	Humana Inc.	00000	65-1096853				SeniorBridge Family Companies (FL), Inc.	FL	NIA	Humana at Home, Inc.	Ownership	100.000	Humana Inc.	NO	0
.0119	Humana Inc.	00000	20-0301155				SeniorBridge Family Companies (IN), Inc.	IN	NIA	Humana at Home, Inc.	Ownership	100.000	Humana Inc.	NO	0
.0119	Humana Inc.	00000	36-4484443				SeniorBridge Family Companies (NY), Inc.	NY	NIA	Humana at Home, Inc.	Ownership	100.000	Humana Inc.	NO	0
.0119	Humana Inc.	00000	01-0766084				Humana At Home (San Antonio), Inc.	TX	NIA	Humana at Home, Inc.	Ownership	100.000	Humana Inc.	NO	0
.0119	Humana Inc.	00000	59-2518701				SeniorBridge-Florida, LLC	FL	NIA	SeniorBridge Family Companies (FL), Inc.	Ownership	100.000	Humana Inc.	NO	0
.0119	Humana Inc.	00000	74-2352809				Texas Dental Plans, Inc.	TX	NIA	Humana Dental Company	Ownership	100.000	Humana Inc.	NO	0
.0119	Humana Inc.	54739	52-1157181				The Dental Concern, Inc.	KY	IA	HumanaDental, Inc.	Ownership	100.000	Humana Inc.	NO	0



STATEMENT AS OF MARCH 31, 2023 OF THE Arcadian Health Plan, Inc.

**SCHEDULE Y**  
**PART 1A - DETAIL OF INSURANCE HOLDING COMPANY SYSTEM**

1	2	3	4	5	6	7	8	9	10	11	12	13	14	15	16
Group Code	Group Name	NAIC Company Code	ID Number	Federal RSSD	CIK	Name of Securities Exchange if Publicly Traded (U.S. or International)	Names of Parent, Subsidiaries Or Affiliates	Domiciliary Location	Relationship to Reporting Entity	Directly Controlled by (Name of Entity/Person)	Type of Control (Ownership, Board, Management, Attorney-in-Fact, Influence, Other)	If Control is Ownership Provide Percentage	Ultimate Controlling Entity(ies)/Person(s)	Is an SCA Filing Required? (Yes/No)	*
.0119	Humana Inc.	00000	75-2600512				Humana At Home (TLC), Inc.	TX	NIA	ROHC, L.L.C.	Ownership	100.000	Humana Inc.	NO	0
.0119	Humana Inc.	00000	80-0072760				Humana Digital Health and Analytics Platform Services, Inc.	DE	NIA	Humana Inc.	Ownership	100.000	Humana Inc.	NO	0
.0119	Humana Inc.	00000	46-5329373				Conviva Health Management, LLC	DE	NIA	Conviva Group Holdings, LLC	Ownership	100.000	Humana Inc.	NO	0
.0119	Humana Inc.	00000	66-0872725				Humana Management Services of Puerto Rico, Inc.	PR	NIA	Humana Inc.	Ownership	100.000	Humana Inc.	NO	0
.0119	Humana Inc.	00000	83-3321367				North Region Providers, LLC	DE	NIA	Humana Government Business, Inc.	Ownership	100.000	Humana Inc.	NO	0
.0119	Humana Inc.	00000	35-2640679				Primary Care Holdings II, LLC	DE	NIA	Humana Inc.	Ownership	100.000	Humana Inc.	NO	0
.0119	Humana Inc.	00000	37-1910409				Transcend Population Health Management II, LLC	DE	NIA	Humana Inc.	Ownership	100.000	Humana Inc.	NO	0
.0119	Humana Inc.	00000	84-2214810				Edge Health MSO, Inc.	DE	NIA	Humana Inc.	Ownership	100.000	Humana Inc.	NO	0
.0119	Humana Inc.	00000	84-3226630				Humana Benefit Plan of South Carolina, Inc.	SC	IA	Humana Inc.	Ownership	100.000	Humana Inc.	NO	0
.0119	Humana Inc.	00000	11-3391115				Alexander Infusion, LLC	NY	NIA	Eagle NY Rx, LLC	Ownership	100.000	Humana Inc.	NO	0
.0119	Humana Inc.	00000	36-4898224				Eagle NY Rx, LLC	DE	NIA	Eagle Rx, Inc.	Ownership	100.000	Humana Inc.	NO	0
.0119	Humana Inc.	00000	47-1407967				Eagle Rx Holdco, Inc.	DE	NIA	Humana Inc.	Ownership	100.000	Humana Inc.	NO	0
.0119	Humana Inc.	00000	47-1416614				Eagle Rx, Inc.	DE	NIA	Eagle Rx Holdco, Inc.	Ownership	100.000	Humana Inc.	NO	0
.0119	Humana Inc.	00000	23-3068914				Enclara Pharmacia, Inc.	DE	NIA	Eagle Rx, Inc.	Ownership	100.000	Humana Inc.	NO	0
.0119	Humana Inc.	00000	39-1789830				GuidantRx, Inc.	WI	NIA	PBM Holding Company	Ownership	100.000	Humana Inc.	NO	0
.0119	Humana Inc.	00000	61-1340806				PBM Holding Company	DE	NIA	Eagle Rx, Inc.	Ownership	100.000	Humana Inc.	NO	0
.0119	Humana Inc.	00000	20-2373204				PBM Plus Mail Service Pharmacy, LLC	DE	NIA	PBM Holding Company	Ownership	100.000	Humana Inc.	NO	0
.0119	Humana Inc.	00000	85-3191430				Conviva Care Solutions II, LLC	DE	NIA	Conviva Care Solutions, LLC	Ownership	100.000	Humana Inc.	NO	0
.0119	Humana Inc.	00000	85-3099097				Humana Direct Contracting Entity, Inc.	DE	NIA	Humana Inc.	Ownership	100.000	Humana Inc.	NO	0
.0119	Humana Inc.	00000	85-0858631				CenterWell Care Solutions, LLC	DE	NIA	Humana Inc.	Ownership	100.000	Humana Inc.	NO	0
.0119	Humana Inc.	00000	87-1493628				Echo Primary Care Holdings, LLC	DE	NIA	Primary Care Holdings II, LLC	Ownership	100.000	Humana Inc.	NO	0
.0119	Humana Inc.	00000	45-2594868				Accredited Home Health of Broward, Inc.	FL	NIA	One Home Health Holdings, LLC	Ownership	100.000	Humana Inc.	NO	0
.0119	Humana Inc.	00000	26-0751512				Amazing Home Health Care, Inc.	FL	NIA	Amazing Home Health Holdings, LLC	Ownership	100.000	Humana Inc.	NO	0
.0119	Humana Inc.	00000	85-3668783				Amazing Home Health Holdings, LLC	DE	NIA	One Home Health Holdings, LLC	Ownership	100.000	Humana Inc.	NO	0
.0119	Humana Inc.	00000	47-4681334				Care Hope Holdings, Inc.	FL	NIA	One Home Health Holdings, LLC	Ownership	100.000	Humana Inc.	NO	0
.0119	Humana Inc.	00000	80-0732207				Care Hope Home Health Agency, Inc.	FL	NIA	Care Hope Holdings, Inc.	Ownership	100.000	Humana Inc.	NO	0
.0119	Humana Inc.	00000	74-2769755				Corpus Christi Home Care, Inc.	TX	NIA	One Home Health Holdings CCTX, LLC	Ownership	100.000	Humana Inc.	NO	0
.0119	Humana Inc.	00000	20-3443369				On the Way Home Care, Inc.	FL	NIA	One Home Health Holdings, LLC	Ownership	100.000	Humana Inc.	NO	0
.0119	Humana Inc.	00000	81-3485437				One Home Health Holdings, LLC	FL	NIA	One Homecare Solutions, LLC	Ownership	100.000	Humana Inc.	NO	0
.0119	Humana Inc.	00000	82-2018741				One Home Health Holdings CCTX, LLC	TX	NIA	One Home Health Holdings, LLC	Ownership	100.000	Humana Inc.	NO	0
.0119	Humana Inc.	00000	46-2894851				One Home Medical Equipment, LLC	FL	NIA	One Homecare Solutions, LLC	Ownership	100.000	Humana Inc.	NO	0
.0119	Humana Inc.	00000	82-3472028				One Home Medical Equipment TX, LLC	TX	NIA	One Homecare Solutions, LLC	Ownership	100.000	Humana Inc.	NO	0
.0119	Humana Inc.	00000	46-3116955				One Nursing Care, LLC	FL	NIA	One Homecare Solutions, LLC	Ownership	100.000	Humana Inc.	NO	0
.0119	Humana Inc.	00000	46-3313080				One Homecare Solutions, LLC	FL	NIA	Humana Innovation Enterprises, Inc. - 99% Humana Inc. - 1%	Ownership	100.000	Humana Inc.	NO	0
.0119	Humana Inc.	00000	46-4176818				One Homecare Systems, LLC	FL	NIA	One Homecare Solutions, LLC	Ownership	100.000	Humana Inc.	NO	0
.0119	Humana Inc.	00000	46-2882412				One Infusion Pharmacy, LLC	FL	NIA	One Homecare Solutions, LLC	Ownership	100.000	Humana Inc.	NO	0
.0119	Humana Inc.	00000	20-4271850				One TPA Systems, Inc.	FL	NIA	One Homecare Solutions, LLC	Ownership	100.000	Humana Inc.	NO	0
.0119	Humana Inc.	00000	83-2136817				Pharaoh JV, LLC	DE	NIA	Primary Care Holdings II, LLC	Ownership	100.000	Humana Inc.	NO	0
.0119	Humana Inc.	00000	72-2695805				Aberdeen Holdings, Inc.	TX	NIA	Integracare Holdings, Inc.	Ownership	100.000	Humana Inc.	NO	0
.0119	Humana Inc.	00000	77-0601595				Able Home Healthcare, Inc.	TX	NIA	Integracare Intermediate Holdings, Inc.	Ownership	100.000	Humana Inc.	NO	0
.0119	Humana Inc.	00000	06-1451363				Access Home Health of Florida, LLC	DE	NIA	Capital Health Management Group, LLC	Ownership	100.000	Humana Inc.	NO	0
.0119	Humana Inc.	00000	65-0180784				Advanced Oncology Services, Inc.	FL	NIA	Homecare Holdings, Inc.	Ownership	100.000	Humana Inc.	NO	0
.0119	Humana Inc.	00000	36-4473376				Alpine Home Health Care, LLC	CO	NIA	Voyager Home Health, Inc.	Ownership	100.000	Humana Inc.	NO	0
.0119	Humana Inc.	00000	11-3306095				American Homecare Management Corp.	DE	NIA	Missouri Home Care of Rolla, Inc.	Ownership	100.000	Humana Inc.	NO	0
.0119	Humana Inc.	00000	94-3247811				Asian American Home Care, Inc.	CA	NIA	Harden Home Health, LLC	Ownership	100.000	Humana Inc.	NO	0
.0119	Humana Inc.	00000	75-1901342				BWB Sunbelt Home Health Services, LLC	TX	NIA	Integracare Intermediate Holdings, Inc.	Ownership	100.000	Humana Inc.	NO	0

STATEMENT AS OF MARCH 31, 2023 OF THE Arcadian Health Plan, Inc.

**SCHEDULE Y**  
**PART 1A - DETAIL OF INSURANCE HOLDING COMPANY SYSTEM**

1	2	3	4	5	6	7	8	9	10	11	12	13	14	15	16
Group Code	Group Name	NAIC Company Code	ID Number	Federal RSSD	CIK	Name of Securities Exchange if Publicly Traded (U.S. or International)	Names of Parent, Subsidiaries Or Affiliates	Domiciliary Location	Relationship to Reporting Entity	Directly Controlled by (Name of Entity/Person)	Type of Control (Ownership, Board, Management, Attorney-in-Fact, Influence, Other)	If Control is Ownership Provide Percentage	Ultimate Controlling Entity(ies)/Person(s)	Is an SCA Filing Required? (Yes/No)	*
.0119	Humana Inc.	00000	30-0711730				California Hospice, LLC Capital Care Resources of South Carolina, LLC	TX	NIA	Harden Hospice, LLC	Ownership	100.000	Humana Inc.	NO	0
.0119	Humana Inc.	00000	56-2102603					GA	NIA	Capital Health Management Group, LLC	Ownership	100.000	Humana Inc.	NO	0
.0119	Humana Inc.	00000	58-2411159				Capital Care Resources, LLC	GA	NIA	Capital Health Management Group, LLC	Ownership	100.000	Humana Inc.	NO	0
.0119	Humana Inc.	00000	58-2313705				Capital Health Management Group, LLC Chattahoochee Valley Home Care Services, LLC	GA	NIA	CHMG Acquisition LLC	Ownership	100.000	Humana Inc.	NO	0
.0119	Humana Inc.	00000	03-0387821					GA	NIA	Healthfield, LLC Chattahoochee Valley Home Care Services, LLC	Ownership	100.000	Humana Inc.	NO	0
.0119	Humana Inc.	00000	34-1994007				Chattahoochee Valley Home Health, LLC	GA	NIA		Ownership	100.000	Humana Inc.	NO	0
.0119	Humana Inc.	00000	04-3813487				CHMG Acquisition LLC	GA	NIA	Healthfield, LLC	Ownership	100.000	Humana Inc.	NO	0
.0119	Humana Inc.	00000	54-2089073				CHMG of Atlanta, LLC	GA	NIA	Capital Health Management Group, LLC	Ownership	100.000	Humana Inc.	NO	0
.0119	Humana Inc.	00000	54-2089075				CHMG of Griffin, LLC	GA	NIA	Capital Health Management Group, LLC	Ownership	100.000	Humana Inc.	NO	0
.0119	Humana Inc.	00000	56-1590744				Eastern Carolina Home Health Agency, LLC	NC	NIA	Capital Health Management Group, LLC	Ownership	100.000	Humana Inc.	NO	0
.0119	Humana Inc.	00000	55-0750157				First Home Health, Inc.	WV	NIA	Harden Home Health, LLC	Ownership	100.000	Humana Inc.	NO	0
.0119	Humana Inc.	00000	75-2784006				Focus Care Health Resources, Inc.	TX	NIA	Aberdeen Holdings, Inc.	Ownership	100.000	Humana Inc.	NO	0
.0119	Humana Inc.	00000	75-2855493				GBA Holding, Inc.	TX	NIA	Aberdeen Holdings, Inc.	Ownership	100.000	Humana Inc.	NO	0
.0119	Humana Inc.	00000	26-2944774				GBA West, LLC	TX	NIA	Integracare Intermediate Holdings, Inc.	Ownership	100.000	Humana Inc.	NO	0
.0119	Humana Inc.	00000	11-2645333				CenterWell Certified Healthcare Corp. CenterWell Health Services (Certified), Inc.	DE	NIA	CenterWell Health Services Holding Corp.	Ownership	100.000	Humana Inc.	NO	0
.0119	Humana Inc.	00000	11-3454105					DE	NIA	CenterWell Health Services Holding Corp.	Ownership	100.000	Humana Inc.	NO	0
.0119	Humana Inc.	00000	11-3414024				CenterWell Health Services (USA) LLC	DE	NIA	CenterWell Health Services Holding Corp.	Ownership	100.000	Humana Inc.	NO	0
.0119	Humana Inc.	00000	11-3454104				CenterWell Health Services Holding Corp.	DE	NIA	CenterWell Health Services, Inc.	Ownership	100.000	Humana Inc.	NO	0
.0119	Humana Inc.	00000	36-4335801				CenterWell Health Services, Inc.	DE	NIA	Kentucky Homecare Holdings, Inc.	Ownership	100.000	Humana Inc.	NO	0
.0119	Humana Inc.	00000	11-2802024				CenterWell Services of New York, Inc.	NY	NIA	CenterWell Health Services Holding Corp.	Ownership	100.000	Humana Inc.	NO	0
.0119	Humana Inc.	00000	27-4251135				Georgia Hospice, LLC	TX	NIA	Harden Hospice, LLC	Ownership	100.000	Humana Inc.	NO	0
.0119	Humana Inc.	00000	64-0730826				Gilbert's Home Health Agency, Inc.	MS	NIA	Home Health Care Affiliates, Inc.	Ownership	100.000	Humana Inc.	NO	0
.0119	Humana Inc.	00000	27-1519643				Harden Clinical Services, LLC	TX	NIA	Harden HC Texas Holdco, LLC	Ownership	100.000	Humana Inc.	NO	0
.0119	Humana Inc.	00000	26-1487182				Harden HC Texas Holdco, LLC	TX	NIA	Harden Healthcare, LLC	Ownership	100.000	Humana Inc.	NO	0
.0119	Humana Inc.	00000	37-1743802				Harden Healthcare Holdings, LLC	DE	NIA	CenterWell Health Services Holding Corp.	Ownership	100.000	Humana Inc.	NO	0
.0119	Humana Inc.	00000	74-3024009				Harden Healthcare, LLC	TX	NIA	Harden Healthcare Holdings, LLC	Ownership	100.000	Humana Inc.	NO	0
.0119	Humana Inc.	00000	65-1299601				Harden Home Health, LLC	DE	NIA	Harden Healthcare, LLC	Ownership	100.000	Humana Inc.	NO	0
.0119	Humana Inc.	00000	43-2083818				Harden Hospice, LLC	TX	NIA	Harden HC Texas Holdco, LLC	Ownership	100.000	Humana Inc.	NO	0
.0119	Humana Inc.	00000	42-1285486				Havkeye Health Services, Inc.	IA	NIA	Harden Home Health, LLC	Ownership	100.000	Humana Inc.	NO	0
.0119	Humana Inc.	00000	58-1947694				Healthfield Home Health, LLC	GA	NIA	Healthfield, LLC	Ownership	100.000	Humana Inc.	NO	0
.0119	Humana Inc.	00000	27-0131980				Healthfield of Southwest Georgia, LLC	GA	NIA	Healthfield, LLC	Ownership	100.000	Humana Inc.	NO	0
.0119	Humana Inc.	00000	68-0593590				Healthfield of Statesboro, LLC	GA	NIA	Healthfield, LLC	Ownership	100.000	Humana Inc.	NO	0
.0119	Humana Inc.	00000	01-0831798				Healthfield of Tennessee, LLC	GA	NIA	Healthfield, LLC	Ownership	100.000	Humana Inc.	NO	0
.0119	Humana Inc.	00000	36-4425473				Healthfield Operating Group, LLC	DE	NIA	CenterWell Health Services Holding Corp.	Ownership	100.000	Humana Inc.	NO	0
.0119	Humana Inc.	00000	58-1819650				Healthfield, LLC	DE	NIA	Healthfield Operating Group, LLC	Ownership	100.000	Humana Inc.	NO	0
.0119	Humana Inc.	00000	90-0527683				HHS Healthcare Corp.	DE	NIA	Professional Healthcare, LLC	Ownership	100.000	Humana Inc.	NO	0
.0119	Humana Inc.	00000	62-1807084				Home Health Care Affiliates of Central Mississippi, L.L.C. Home Health Care Affiliates of Mississippi, Inc.	MS	NIA	CenterWell Certified Healthcare Corp.	Ownership	100.000	Humana Inc.	NO	0
.0119	Humana Inc.	00000	62-1775256					MS	NIA	CenterWell Certified Healthcare Corp.	Ownership	100.000	Humana Inc.	NO	0
.0119	Humana Inc.	00000	74-2737989				Home Health Care Affiliates, Inc.	MS	NIA	CenterWell Certified Healthcare Corp.	Ownership	100.000	Humana Inc.	NO	0
.0119	Humana Inc.	00000	56-1556547				Home Health Care of Carteret County, LLC	NC	NIA	Capital Health Management Group, LLC	Ownership	100.000	Humana Inc.	NO	0
.0119	Humana Inc.	00000	75-2374091				Home Health of Rural Texas, Inc.	TX	NIA	Integracare Intermediate Holdings, Inc.	Ownership	100.000	Humana Inc.	NO	0
.0119	Humana Inc.	00000	87-0494759				Home Health Services, Inc.	UT	NIA	HHS Healthcare Corp.	Ownership	100.000	Humana Inc.	NO	0
.0119	Humana Inc.	00000	65-0837269				Homecare Holdings, Inc.	FL	NIA	Senior Home Care, Inc.	Ownership	100.000	Humana Inc.	NO	0
.0119	Humana Inc.	00000	76-0456316				Horizon Health Care Services, Inc.	TX	NIA	Harden Home Health, LLC	Ownership	100.000	Humana Inc.	NO	0

STATEMENT AS OF MARCH 31, 2023 OF THE Arcadian Health Plan, Inc.

**SCHEDULE Y**  
**PART 1A - DETAIL OF INSURANCE HOLDING COMPANY SYSTEM**

1	2	3	4	5	6	7	8	9	10	11	12	13	14	15	16
Group Code	Group Name	NAIC Company Code	ID Number	Federal RSSD	CIK	Name of Securities Exchange if Publicly Traded (U.S. or International)	Names of Parent, Subsidiaries Or Affiliates	Domiciliary Location	Relationship to Reporting Entity	Directly Controlled by (Name of Entity/Person)	Type of Control (Ownership, Board, Management, Attorney-in-Fact, Influence, Other)	If Control is Ownership Provide Percentage	Ultimate Controlling Entity(ies)/Person(s)	Is an SCA Filing Required? (Yes/No)	*
.0119	Humana Inc.	00000	20-8781607				Integracare Holdings, Inc.	DE	NIA	PF Development 9, L.L.C.	Ownership	100.000	Humana Inc.	NO	0
.0119	Humana Inc.	00000	75-2865632				Integracare Home Health Services, Inc.	TX	NIA	Aberdeen Holdings, Inc.	Ownership	100.000	Humana Inc.	NO	0
.0119	Humana Inc.	00000	20-8781715				Integracare Intermediate Holdings, Inc.	DE	NIA	Integracare Holdings, Inc.	Ownership	100.000	Humana Inc.	NO	0
.0119	Humana Inc.	00000	26-2915050				Integracare of Albany, LLC	TX	NIA	Integracare Intermediate Holdings, Inc.	Ownership	100.000	Humana Inc.	NO	0
.0119	Humana Inc.	00000	27-2139332				Integracare of Athens-Home Health, LLC	TX	NIA	Integracare Intermediate Holdings, Inc.	Ownership	100.000	Humana Inc.	NO	0
.0119	Humana Inc.	00000	81-0638801				Integracare of Olney Home Health, LLC	TX	NIA	Integracare Intermediate Holdings, Inc.	Ownership	100.000	Humana Inc.	NO	0
.0119	Humana Inc.	00000	20-8768235				Integracare of Texas, LLC	TX	NIA	Aberdeen Holdings, Inc.	Ownership	100.000	Humana Inc.	NO	0
.0119	Humana Inc.	00000	27-0686207				Integracare of West Texas-Home Health, LLC	TX	NIA	Integracare Intermediate Holdings, Inc.	Ownership	100.000	Humana Inc.	NO	0
.0119	Humana Inc.	00000	27-0686266				Integracare of Wichita Falls, LLC	TX	NIA	Integracare Intermediate Holdings, Inc.	Ownership	100.000	Humana Inc.	NO	0
.0119	Humana Inc.	00000	46-3992741				KAH Development 10, L.L.C.	DE	NIA	CenterWell Health Services, Inc.	Ownership	100.000	Humana Inc.	NO	0
.0119	Humana Inc.	00000	46-4002959				KAH Development 12, L.L.C.	DE	NIA	CenterWell Health Services, Inc.	Ownership	100.000	Humana Inc.	NO	0
.0119	Humana Inc.	00000	46-4025157				KAH Development 14, L.L.C.	DE	NIA	CenterWell Health Services, Inc.	Ownership	100.000	Humana Inc.	NO	0
.0119	Humana Inc.	00000	46-3902994				KAH Development 4, L.L.C.	DE	NIA	CenterWell Health Services, Inc.	Ownership	100.000	Humana Inc.	NO	0
.0119	Humana Inc.	00000	82-3695166				Kentucky Homecare Holdings, Inc.	DE	NIA	Kentucky Homecare Parent Inc.	Ownership	100.000	Humana Inc.	NO	0
.0119	Humana Inc.	00000	82-3986306				Kentucky Homecare Parent Inc.	DE	NIA	Humana Inc.	Ownership	100.000	Humana Inc.	NO	0
.0119	Humana Inc.	00000	26-0717945				Kindred Hospice Services, L.L.C.	DE	NIA	CenterWell Health Services, Inc.	Ownership	100.000	Humana Inc.	NO	0
.0119	Humana Inc.	00000	26-0717534				KND Development 50, L.L.C.	DE	NIA	CenterWell Health Services, Inc.	Ownership	100.000	Humana Inc.	NO	0
.0119	Humana Inc.	00000	26-3228001				Lighthouse Hospice - Metroplex, LLC	TX	NIA	Harden Hospice, LLC	Ownership	100.000	Humana Inc.	NO	0
.0119	Humana Inc.	00000	06-1787617				Lighthouse Hospice Management, LLC	TX	NIA	Harden Hospice, LLC	Ownership	100.000	Humana Inc.	NO	0
.0119	Humana Inc.	00000	87-0798501				Lighthouse Hospice-San Antonio, LLC	TX	NIA	Harden Hospice, LLC	Ownership	100.000	Humana Inc.	NO	0
.0119	Humana Inc.	00000	47-1818578				Loving Peace Hospice, Inc.	IL	NIA	Hospice Development Company 3, LLC	Ownership	100.000	Humana Inc.	NO	0
.0119	Humana Inc.	00000	65-0277280				Med. Tech. Services of South Florida, Inc.	FL	NIA	Advanced Oncology Services, Inc.	Ownership	100.000	Humana Inc.	NO	0
.0119	Humana Inc.	00000	65-1033439				Med-Tech Services of Dade, Inc.	FL	NIA	Homecare Holdings, Inc.	Ownership	100.000	Humana Inc.	NO	0
.0119	Humana Inc.	00000	65-0644307				Med-Tech Services of Palm Beach, Inc.	FL	NIA	Advanced Oncology Services, Inc.	Ownership	100.000	Humana Inc.	NO	0
.0119	Humana Inc.	00000	82-0559199				Mid-South Home Health Agency, LLC	AL	NIA	Horizon Health Network LLC	Ownership	100.000	Humana Inc.	NO	0
.0119	Humana Inc.	00000	14-1909499				Mid-South Home Health of Gadsden, LLC	GA	NIA	Healthfield, LLC	Ownership	100.000	Humana Inc.	NO	0
.0119	Humana Inc.	00000	63-0772385				Mid-South Home Health, LLC	DE	NIA	Healthfield, LLC	Ownership	100.000	Humana Inc.	NO	0
.0119	Humana Inc.	00000	65-1285069				Missouri Home Care of Rolla, Inc.	MO	NIA	Harden Home Health, LLC	Ownership	100.000	Humana Inc.	NO	0
.0119	Humana Inc.	00000	22-2695367				New York Healthcare Services, Inc.	NY	NIA	CenterWell Health Services Holding Corp.	Ownership	100.000	Humana Inc.	NO	0
.0119	Humana Inc.	00000	55-0633030				Nursing Care-Home Health Agency, Inc.	WV	NIA	First Home Health, Inc.	Ownership	100.000	Humana Inc.	NO	0
.0119	Humana Inc.	00000	22-3690699				OHS Service Corp.	TX	NIA	CenterWell Health Services Holding Corp.	Ownership	100.000	Humana Inc.	NO	0
.0119	Humana Inc.	00000	75-2284154				Outreach Health Services of North Texas, LLC	TX	NIA	Integracare Intermediate Holdings, Inc.	Ownership	100.000	Humana Inc.	NO	0
.0119	Humana Inc.	00000	26-3106949				PF Development 10, L.L.C.	DE	NIA	CenterWell Health Services, Inc.	Ownership	100.000	Humana Inc.	NO	0
.0119	Humana Inc.	00000	26-3107011				PF Development 15, L.L.C.	DE	NIA	Kindred Hospice Services, L.L.C.	Ownership	100.000	Humana Inc.	NO	0
.0119	Humana Inc.	00000	46-0818835				PF Development 16, L.L.C.	DE	NIA	CenterWell Health Services, Inc.	Ownership	100.000	Humana Inc.	NO	0
.0119	Humana Inc.	00000	46-0860128				PF Development 21, L.L.C.	DE	NIA	CenterWell Health Services, Inc.	Ownership	100.000	Humana Inc.	NO	0
.0119	Humana Inc.	00000	26-0718044				PF Development 5, L.L.C.	DE	NIA	CenterWell Health Services, Inc.	Ownership	100.000	Humana Inc.	NO	0
.0119	Humana Inc.	00000	26-3106911				PF Development 7, L.L.C.	DE	NIA	CenterWell Health Services, Inc.	Ownership	100.000	Humana Inc.	NO	0
.0119	Humana Inc.	00000	26-3106934				PF Development 9, L.L.C.	DE	NIA	CenterWell Health Services, Inc.	Ownership	100.000	Humana Inc.	NO	0
.0119	Humana Inc.	00000	75-2378887				PHH Acquisition Corp.	DE	NIA	Professional Healthcare, LLC	Ownership	100.000	Humana Inc.	NO	0
.0119	Humana Inc.	00000	33-1178066				PHC Acquisition Corp.	DE	NIA	CenterWell Certified Healthcare Corp.	Ownership	100.000	Humana Inc.	NO	0
.0119	Humana Inc.	00000	20-5143963				Professional Healthcare at Home, LLC	CA	NIA	99% owned by Professional Healthcare, LLC and 1% owned by PHH Acquisition Corp.	Ownership	100.000	Humana Inc.	NO	0
.0119	Humana Inc.	00000	20-5043143				Professional Healthcare, LLC	DE	NIA	PF Development 10, L.L.C.	Ownership	100.000	Humana Inc.	NO	0
.0119	Humana Inc.	00000	11-2750425				QC-Medi New York, Inc.	NY	NIA	CenterWell Health Services Holding Corp.	Ownership	100.000	Humana Inc.	NO	0
.0119	Humana Inc.	00000	11-2256479				Quality Care - USA, Inc.	NY	NIA	CenterWell Health Services Holding Corp.	Ownership	100.000	Humana Inc.	NO	0
.0119	Humana Inc.	00000	59-3080333				Senior Home Care, Inc.	FL	NIA	SHC Holding, Inc.	Ownership	100.000	Humana Inc.	NO	0
.0119	Humana Inc.	00000	42-1699530				SHC Holding, Inc.	DE	NIA	PF Development 21, L.L.C.	Ownership	100.000	Humana Inc.	NO	0

STATEMENT AS OF MARCH 31, 2023 OF THE Arcadian Health Plan, Inc.

**SCHEDULE Y**  
**PART 1A - DETAIL OF INSURANCE HOLDING COMPANY SYSTEM**

1	2	3	4	5	6	7	8	9	10	11	12	13	14	15	16
Group Code	Group Name	NAIC Company Code	ID Number	Federal RSSD	CIK	Name of Securities Exchange if Publicly Traded (U.S. or International)	Names of Parent, Subsidiaries Or Affiliates	Domiciliary Location	Relationship to Reporting Entity	Directly Controlled by (Name of Entity/Person)	Type of Control (Ownership, Board, Management, Attorney-in-Fact, Influence, Other)	If Control is Ownership Provide Percentage	Ultimate Controlling Entity(ies)/Person(s)	Is an SCA Filing Required? (Yes/No)	*
.0119	Humana Inc.	00000	87-0494757				Southern Nevada Home Health Care, Inc.	NV	NIA	Home Health Services, Inc.	Ownership	100.000	Humana Inc.	NO	0
.0119	Humana Inc.	00000	72-1487473				Synergy Home Care-Acadiana Region, Inc.	LA	NIA	Synergy, Inc.	Ownership	100.000	Humana Inc.	NO	0
.0119	Humana Inc.	00000	20-1376846				Synergy Home Care-Capitol Region, Inc.	LA	NIA	Synergy, Inc.	Ownership	100.000	Humana Inc.	NO	0
.0119	Humana Inc.	00000	36-4516940				Synergy Home Care-Central Region, Inc.	LA	NIA	Synergy, Inc.	Ownership	100.000	Humana Inc.	NO	0
.0119	Humana Inc.	00000	72-1178497				Synergy Home Care-Northeastern Region, Inc.	LA	NIA	Synergy, Inc.	Ownership	100.000	Humana Inc.	NO	0
.0119	Humana Inc.	00000	72-1223659				Synergy Home Care-Northshore Region, Inc.	LA	NIA	Synergy, Inc.	Ownership	100.000	Humana Inc.	NO	0
.0119	Humana Inc.	00000	72-1431394				Synergy Home Care-Northwestern Region, Inc.	LA	NIA	Synergy, Inc.	Ownership	100.000	Humana Inc.	NO	0
.0119	Humana Inc.	00000	72-1429305				Synergy Home Care-Southeastern Region, Inc.	LA	NIA	Synergy, Inc.	Ownership	100.000	Humana Inc.	NO	0
.0119	Humana Inc.	00000	94-3419676				Synergy, Inc.	LA	NIA	SHC Holding, Inc.	Ownership	100.000	Humana Inc.	NO	0
.0119	Humana Inc.	00000	56-1456991				TAR Heel Health Care Services, LLC	NC	NIA	Capital Health Management Group, LLC	Ownership	100.000	Humana Inc.	NO	0
.0119	Humana Inc.	00000	68-0593592				Total Care Home Health of Louisburg, LLC	GA	NIA	Healthfield, LLC	Ownership	100.000	Humana Inc.	NO	0
.0119	Humana Inc.	00000	20-0091435				Total Care Home Health of North Carolina, LLC	GA	NIA	Healthfield, LLC	Ownership	100.000	Humana Inc.	NO	0
.0119	Humana Inc.	00000	20-0091422				Total Care Home Health of South Carolina, LLC	GA	NIA	Healthfield, LLC	Ownership	100.000	Humana Inc.	NO	0
.0119	Humana Inc.	00000	62-1669388				Van Winkle Home Health Care, Inc.	MS	NIA	Home Health Care Affiliates, Inc.	Ownership	100.000	Humana Inc.	NO	0
.0119	Humana Inc.	00000	75-1995143				Vernon Home Health Care Agency, LLC	TX	NIA	Integracare Intermediate Holdings, Inc.	Ownership	100.000	Humana Inc.	NO	0
.0119	Humana Inc.	00000	20-1953497				Voyager Acquisition, L.P.	TX	NIA	1% by Voyager Home Health, Inc. and 99% by Voyager Hospicecare, Inc.	Ownership	100.000	Humana Inc.	NO	0
.0119	Humana Inc.	00000	26-1501792				Voyager Home Health, Inc.	DE	NIA	Voyager Hospicecare, Inc.	Ownership	100.000	Humana Inc.	NO	0
.0119	Humana Inc.	00000	20-1173787				Voyager Hospicecare, Inc.	DE	NIA	60% owned by Total Care Home Health of North Carolina, LLC and 40% owned by Wake Forest University Baptist Medical Center	Ownership	100.000	Humana Inc.	NO	0
.0119	Humana Inc.	00000	46-2300938				Wake Forest Baptist Health Care at Home, LLC	NC	NIA	Forest University Baptist Medical Center	Ownership	100.000	Humana Inc.	NO	0
.0119	Humana Inc.	00000	84-3700467				Elite Health Medical Centers, LLC	FL	NIA	Echo Primary Care Holdings, LLC	Ownership	100.000	Humana Inc.	NO	0
.0119	Humana Inc.	00000	26-3715136				Elite Health Primary Care, LLC	FL	NIA	Echo Primary Care Holdings, LLC	Ownership	100.000	Humana Inc.	NO	0
.0119	Humana Inc.	00000	65-0270114				South Florida Cardiology Associates, LLC	FL	NIA	Echo Primary Care Holdings, LLC	Ownership	100.000	Humana Inc.	NO	0
.0119	Humana Inc.	00000	47-2446186				Trueshore BPO, LLC	FL	NIA	Echo Primary Care Holdings, LLC	Ownership	100.000	Humana Inc.	NO	0
.0119	Humana Inc.	00000					Trueshore S.R. I	DOM	NIA	Echo Primary Care Holdings, LLC	Ownership	100.000	Humana Inc.	NO	0
.0119	Humana Inc.	00000	74-3052911				The Home Team of Kansas LLC	MO	NIA	Harden Home Health, LLC	Ownership	100.000	Humana Inc.	NO	0
.0119	Humana Inc.	00000	84-5171456				CenterWell Accountable Care, LLC	FL	NIA	Echo Primary Care Holdings, LLC	Ownership	100.000	Humana Inc.	NO	0
.0119	Humana Inc.	00000	87-3584872				One Home Medical Equipment NC, LLC	DE	NIA	One Homecare Solutions, LLC	Ownership	100.000	Humana Inc.	NO	0
.0119	Humana Inc.	00000	87-3611188				One Home Medical Equipment VA, LLC	DE	NIA	One Homecare Solutions, LLC	Ownership	100.000	Humana Inc.	NO	0
.0119	Humana Inc.	00000	87-3832743				One Infusion Pharmacy NC, LLC	DE	NIA	One Homecare Solutions, LLC	Ownership	100.000	Humana Inc.	NO	0
.0119	Humana Inc.	00000	87-3881471				One Infusion Pharmacy VA, LLC	DE	NIA	One Homecare Solutions, LLC	Ownership	100.000	Humana Inc.	NO	0
.0119	Humana Inc.	00000	45-4020791				Amicus Medical Center LLC	FL	NIA	Conviva Medical Center Management, LLC	Ownership	100.000	Humana Inc.	NO	0
.0119	Humana Inc.	00000	27-3974953				Amicus Medical Group, Inc.	FL	NIA	Conviva Medical Center Management, LLC	Ownership	100.000	Humana Inc.	NO	0
.0119	Humana Inc.	00000	27-1085323				Amicus Medical Services Organization, LLC	FL	NIA	Conviva Medical Center Management, LLC	Ownership	100.000	Humana Inc.	NO	0
.0119	Humana Inc.	00000	20-1078045				Hospice Pharmacy Solutions, LLC	DE	NIA	HP Solutions Holdings, LLC	Ownership	100.000	Humana Inc.	NO	0
.0119	Humana Inc.	00000	47-5418599				HP Solutions Holdings, LLC	DE	NIA	Eagle Rx, Inc.	Ownership	100.000	Humana Inc.	NO	0
.0119	Humana Inc.	00000	32-0351697				Outcome Resources, LLC	DE	NIA	Eagle Rx, Inc.	Ownership	100.000	Humana Inc.	NO	0
.0119	Humana Inc.	00000	88-3465849?				Innovative Financial Group Holdings, LLC	NC	NIA	Humana MarketPOINT, Inc.	Ownership	100.000	Humana Inc.	NO	0
.0119	Humana Inc.	00000	83-2232570?				Innovative Financial Partners, LLC	NC	NIA	Innovative Financial Group Holdings, LLC	Ownership	100.000	Humana Inc.	NO	0
.0119	Humana Inc.	00000	84-5189010?				Medicare Planning of America LLC	NC	NIA	Innovative Financial Group Holdings, LLC	Ownership	100.000	Humana Inc.	NO	0
.0119	Humana Inc.	00000	47-4085710?				Rees Financial	NC	NIA	Innovative Financial Group Holdings, LLC	Ownership	100.000	Humana Inc.	NO	0
.0119	Humana Inc.	00000	84-2258899?				The Lead Store LLC	NC	NIA	Innovative Financial Group Holdings, LLC	Ownership	100.000	Humana Inc.	NO	0
.0119	Humana Inc.	00000	82-4202700				Versa Management LLC	NC	NIA	Innovative Financial Group Holdings, LLC	Ownership	100.000	Humana Inc.	NO	0

STATEMENT AS OF MARCH 31, 2023 OF THE Arcadian Health Plan, Inc.

Asterisk	Explanation
0000001 .....	Humana Inc., a Delaware corporation and ultimate parent company in the holding company system, is a publicly traded company on the New York Stock Exchange and ownership fluctuates daily. ....

# SUPPLEMENTAL EXHIBITS AND SCHEDULES INTERROGATORIES

The following supplemental reports are required to be filed as part of your statement filing. However, in the event that your company does not transact the type of business for which the special report must be filed, your response of NO to the specific interrogatory will be accepted in lieu of filing a "NONE" report and a bar code will be printed below. If the supplement is required of your company but is not being filed for whatever reason enter SEE EXPLANATION and provide an explanation following the interrogatory questions.

	Response
1. Will the Medicare Part D Coverage Supplement be filed with the state of domicile and the NAIC with this statement? .....	NO

**AUGUST FILING**

2. Will the regulator-only (non-public) Communication of Internal Control Related Matters Noted in Audit be filed with the state of domicile and electronically with the NAIC (as a regulator-only non-public document) by August 1? The response for 1st and 3rd quarters should be N/A. A NO response resulting with a bar code is only appropriate in the 2nd quarter. ....	N/A
--	-----

Explanation:

1. This type of business is not written.

Bar Code:

1. Medicare Part D Coverage Supplement [Document Identifier 365]



**OVERFLOW PAGE FOR WRITE-INS**

Additional Write-ins for Assets Line 25

	Current Statement Date			4 Prior Year Net Admitted Assets
	1 Assets	2 Nonadmitted Assets	3 Net Admitted Assets (Cols. 1 - 2)	
2504. Deposits .....	1,254,412	1,254,412	0	0
2597. Summary of remaining write-ins for Line 25 from overflow page	1,254,412	1,254,412	0	0

STATEMENT AS OF MARCH 31, 2023 OF THE Arcadian Health Plan, Inc.

**SCHEDULE A - VERIFICATION**

Real Estate

	1 Year to Date	2 Prior Year Ended December 31
1. Book/adjusted carrying value, December 31 of prior year .....		
2. Cost of acquired:		
2.1 Actual cost at time of acquisition .....		
2.2 Additional investment made after acquisition .....		
3. Current year change in encumbrances .....		
4. Total gain (loss) on disposals .....		
5. Deduct amounts received on disposals .....		
6. Total foreign exchange change in book/adjusted carrying value .....		
7. Deduct current year's other than temporary impairment recognized .....		
8. Deduct current year's depreciation .....		
9. Book/adjusted carrying value at the end of current period (Lines 1+2+3+4-5+6-7-8) .....		
10. Deduct total nonadmitted amounts .....		
11. Statement value at end of current period (Line 9 minus Line 10)		

**NONE**

**SCHEDULE B - VERIFICATION**

Mortgage Loans

	1 Year to Date	2 Prior Year Ended December 31
1. Book value/recorded investment excluding accrued interest, December 31 of prior year .....		
2. Cost of acquired:		
2.1 Actual cost at time of acquisition .....		
2.2 Additional investment made after acquisition .....		
3. Capitalized deferred interest and other .....		
4. Accrual of discount .....		
5. Unrealized valuation increase (decrease) .....		
6. Total gain (loss) on disposals .....		
7. Deduct amounts received on disposals .....		
8. Deduct amortization of premium and mortgage interest paid and commitment fees .....		
9. Total foreign exchange change in book value/recorded investment excluding accrued interest .....		
10. Deduct current year's other than temporary impairment recognized .....		
11. Book value/recorded investment excluding accrued interest at end of current period (Lines 1+2+3+4+5+6-7-8+9-10) .....		
12. Total valuation allowance .....		
13. Subtotal (Line 11 plus Line 12) .....		
14. Deduct total nonadmitted amounts .....		
15. Statement value at end of current period (Line 13 minus Line 14)		

**NONE**

**SCHEDULE BA - VERIFICATION**

Other Long-Term Invested Assets

	1 Year to Date	2 Prior Year Ended December 31
1. Book/adjusted carrying value, December 31 of prior year .....		
2. Cost of acquired:		
2.1 Actual cost at time of acquisition .....		
2.2 Additional investment made after acquisition .....		
3. Capitalized deferred interest and other .....		
4. Accrual of discount .....		
5. Unrealized valuation increase (decrease) .....		
6. Total gain (loss) on disposals .....		
7. Deduct amounts received on disposals .....		
8. Deduct amortization of premium and depreciation .....		
9. Total foreign exchange change in book/adjusted carrying value .....		
10. Deduct current year's other than temporary impairment recognized .....		
11. Book/adjusted carrying value at end of current period (Lines 1+2+3+4+5+6-7-8+9-10) .....		
12. Deduct total nonadmitted amounts .....		
13. Statement value at end of current period (Line 11 minus Line 12)		

**NONE**

**SCHEDULE D - VERIFICATION**

Bonds and Stocks

	1 Year to Date	2 Prior Year Ended December 31
1. Book/adjusted carrying value of bonds and stocks, December 31 of prior year .....	1,369,569,043	1,258,696,958
2. Cost of bonds and stocks acquired .....	108,914,531	435,438,733
3. Accrual of discount .....	108,201	5,187,217
4. Unrealized valuation increase (decrease) .....	2,326,801	(8,713,601)
5. Total gain (loss) on disposals .....	(10,545,385)	(6,428,296)
6. Deduct consideration for bonds and stocks disposed of .....	46,229,960	310,010,631
7. Deduct amortization of premium .....	813,382	4,659,432
8. Total foreign exchange change in book/adjusted carrying value .....	0	0
9. Deduct current year's other than temporary impairment recognized .....	0	0
10. Total investment income recognized as a result of prepayment penalties and/or acceleration fees .....	0	58,093
11. Book/adjusted carrying value at end of current period (Lines 1+2+3+4+5-6-7+8-9+10) .....	1,423,329,848	1,369,569,043
12. Deduct total nonadmitted amounts .....	0	0
13. Statement value at end of current period (Line 11 minus Line 12)	1,423,329,848	1,369,569,043



STATEMENT AS OF MARCH 31, 2023 OF THE Arcadian Health Plan, Inc.

**SCHEDULE D - PART 1B**

Showing the Acquisitions, Dispositions and Non-Trading Activity  
During the Current Quarter for all Bonds and Preferred Stock by NAIC Designation

NAIC Designation	1 Book/Adjusted Carrying Value Beginning of Current Quarter	2 Acquisitions During Current Quarter	3 Dispositions During Current Quarter	4 Non-Trading Activity During Current Quarter	5 Book/Adjusted Carrying Value End of First Quarter	6 Book/Adjusted Carrying Value End of Second Quarter	7 Book/Adjusted Carrying Value End of Third Quarter	8 Book/Adjusted Carrying Value December 31 Prior Year
<b>BONDS</b>								
1. NAIC 1 (a) .....	997,524,755	4,001,510,891	3,174,647,536	(30,860,410)	1,793,527,700	0	0	997,524,755
2. NAIC 2 (a) .....	464,960,928	1,229,268,674	1,301,588,224	33,564,315	426,205,693	0	0	464,960,928
3. NAIC 3 (a) .....	48,351,133	1,927,841	3,895,581	(983,909)	45,399,483	0	0	48,351,133
4. NAIC 4 (a) .....	7,909,803	0	3,949,004	1,179,878	5,140,677	0	0	7,909,803
5. NAIC 5 (a) .....	0	0	0	0	0	0	0	0
6. NAIC 6 (a) .....	0	0	4,065,000	4,065,000	0	0	0	0
7. Total Bonds	1,518,746,619	5,232,707,406	4,488,145,345	6,964,874	2,270,273,554	0	0	1,518,746,619
<b>PREFERRED STOCK</b>								
8. NAIC 1 .....	0	0	0	0	0	0	0	0
9. NAIC 2 .....	0	0	0	0	0	0	0	0
10. NAIC 3 .....	0	0	0	0	0	0	0	0
11. NAIC 4 .....	0	0	0	0	0	0	0	0
12. NAIC 5 .....	0	0	0	0	0	0	0	0
13. NAIC 6 .....	0	0	0	0	0	0	0	0
14. Total Preferred Stock	0	0	0	0	0	0	0	0
15. Total Bonds and Preferred Stock	1,518,746,619	5,232,707,406	4,488,145,345	6,964,874	2,270,273,554	0	0	1,518,746,619

(a) Book/Adjusted Carrying Value column for the end of the current reporting period includes the following amount of short-term and cash equivalent bonds by NAIC designation:

NAIC 1 \$ 749,601,209 ; NAIC 2 \$ 97,342,497 ; NAIC 3 \$ 0 ; NAIC 4 \$ 0 ; NAIC 5 \$ 0 ; NAIC 6 \$ 0

S102

**SCHEDULE DA - PART 1**

Short-Term Investments

	1	2	3	4	5
	Book/Adjusted Carrying Value	Premium	Actual Cost	Interest Collected Year-to-Date	Paid for Accrued Interest Year-to-Date
7709999999 Totals		XX			

**NONE**

**SCHEDULE DA - VERIFICATION**

Short-Term Investments

	1	2
	Year To Date	Prior Year Ended December 31
1. Book/adjusted carrying value, December 31 of prior year .....	29,723,863	20,000
2. Cost of short-term investments acquired .....	0	29,432,037
3. Accrual of discount .....	276,137	291,826
4. Unrealized valuation increase (decrease) .....	0	0
5. Total gain (loss) on disposals .....	0	0
6. Deduct consideration received on disposals .....	30,000,000	20,000
7. Deduct amortization of premium .....	0	0
8. Total foreign exchange change in book/adjusted carrying value .....	0	0
9. Deduct current year's other than temporary impairment recognized .....	0	0
10. Book/adjusted carrying value at end of current period (Lines 1+2+3+4+5-6-7+8-9) .....	0	29,723,863
11. Deduct total nonadmitted amounts .....	0	0
12. Statement value at end of current period (Line 10 minus Line 11)	0	29,723,863

Schedule DB - Part A - Verification - Options, Caps, Floors, Collars, Swaps and Forwards

**N O N E**

Schedule DB - Part B - Verification - Futures Contracts

**N O N E**

Schedule DB - Part C - Section 1 - Replication (Synthetic Asset) Transactions (RSATs) Open

**N O N E**

Schedule DB-Part C-Section 2-Reconciliation of Replication (Synthetic Asset) Transactions Open

**N O N E**

Schedule DB - Verification - Book/Adjusted Carrying Value, Fair Value and Potential Exposure of  
Derivatives

**N O N E**

STATEMENT AS OF MARCH 31, 2023 OF THE Arcadian Health Plan, Inc.

**SCHEDULE E - PART 2 - VERIFICATION**

(Cash Equivalents)

	1	2
	Year To Date	Prior Year Ended December 31
1. Book/adjusted carrying value, December 31 of prior year .....	133,446,992	134,333,598
2. Cost of cash equivalents acquired .....	6,479,752,148	21,836,668,672
3. Accrual of discount .....	5,067,117	9,571,211
4. Unrealized valuation increase (decrease) .....	0	0
5. Total gain (loss) on disposals .....	0	3,491
6. Deduct consideration received on disposals .....	5,701,680,073	21,847,113,953
7. Deduct amortization of premium .....	0	16,028
8. Total foreign exchange change in book/adjusted carrying value .....	0	0
9. Deduct current year's other than temporary impairment recognized .....	0	0
10. Book/adjusted carrying value at end of current period (Lines 1+2+3+4+5-6-7+8-9) .....	916,586,184	133,446,992
11. Deduct total nonadmitted amounts .....	0	0
12. Statement value at end of current period (Line 10 minus Line 11)	916,586,184	133,446,992

Schedule A - Part 2 - Real Estate Acquired and Additions Made

**N O N E**

Schedule A - Part 3 - Real Estate Disposed

**N O N E**

Schedule B - Part 2 - Mortgage Loans Acquired and Additions Made

**N O N E**

Schedule B - Part 3 - Mortgage Loans Disposed, Transferred or Repaid

**N O N E**

Schedule BA - Part 2 - Other Long-Term Invested Assets Acquired and Additions Made

**N O N E**

Schedule BA - Part 3 - Other Long-Term Invested Assets Disposed, Transferred or Repaid

**N O N E**

STATEMENT AS OF MARCH 31, 2023 OF THE Arcadian Health Plan, Inc.

**SCHEDULE D - PART 3**

Show All Long-Term Bonds and Stock Acquired During the Current Quarter

1	2	3	4	5	6	7	8	9	10
CUSIP Identification	Description	Foreign	Date Acquired	Name of Vendor	Number of Shares of Stock	Actual Cost	Par Value	Paid for Accrued Interest and Dividends	NAIC Designation, NAIC Designation Modifier and SVO Administrative Symbol
91282C-FV-8	UNITED STATES TREASURY		01/04/2023	CITADEL SECURITIES LLC		10,361,348	10,000,000	58,115	1.A FE
91282C-FW-6	UNITED STATES TREASURY		02/06/2023	Barclays Capital		529,368	525,000	5,482	1.A
91282C-GB-1	UNITED STATES TREASURY		01/04/2023	MORGAN STANLEY CO		10,065,254	10,000,000	5,352	1.A FE
91282C-GE-5	UNITED STATES TREASURY		01/20/2023	JP MORGAN SECS INC., - FIXED INCOME		10,012,517	10,000,000	8,564	1.A FE
91282C-GL-9	UNITED STATES TREASURY		02/10/2023	BARCLAYS CAPITAL INC FIXED INC		2,983,482	3,000,000	0	1.A
<b>0109999999. Subtotal - Bonds - U.S. Governments</b>						<b>33,951,969</b>	<b>33,525,000</b>	<b>77,512</b>	<b>XXX</b>
3132DP-GC-6	FH SD1995 - RMBS		01/19/2023	JP MORGAN SECS INC., - FIXED INCOME		6,942,075	6,757,305	11,262	1.A
3132DP-HL-5	FH SD2035 - RMBS		01/19/2023	MORGAN STANLEY CO		7,587,552	7,342,053	12,237	1.A
3133KP-YM-4	FEDERAL HOME LOAN MORTGAGE CORPORATION -		02/03/2023	JP MORGAN SECS INC., - FIXED INCOME		2,526,719	2,594,417	3,459	1.A
3140N3-AQ-2	FN BIW9914 - RMBS		01/19/2023	CITIGROUP GLOBAL MARKETS INC.		834,536	821,697	1,370	1.A
3140X6-SF-9	FN FM3217 - RMBS		02/07/2023	TD SECURITIES (USA) LLC		1,826,733	1,936,893	2,260	1.A
3140XG-TV-1	FN FS1463 - RMBS		02/07/2023	GOLDMAN		6,614,737	6,799,601	9,066	1.A
3140XG-VS-4	FN FS1556 - RMBS		02/07/2023	CITIGROUP GLOBAL MARKETS INC.		3,074,197	3,257,427	3,800	1.A
3140XJ-LC-5	FN FS3022 - RMBS		02/03/2023	JP MORGAN SECS INC., - FIXED INCOME		1,404,415	1,445,058	1,927	1.A
3140XK-FD-7	FN FS3763 - RMBS		01/19/2023	MORGAN STANLEY CO		8,328,192	8,058,728	13,431	1.A
<b>0909999999. Subtotal - Bonds - U.S. Special Revenues</b>						<b>39,139,156</b>	<b>39,013,179</b>	<b>58,812</b>	<b>XXX</b>
015271-BA-6	ALEXANDRIA REAL ESTATE EQUITIES INC		02/02/2023	GOLDMAN		314,184	315,000	0	2.A FE
031162-DQ-0	AMGEN INC		02/15/2023	Bank of America Securities		1,805,819	1,810,000	0	2.A FE
03740L-AG-7	AON CORP		02/23/2023	MORGAN STANLEY CO		329,924	330,000	0	2.A FE
12543P-AK-9	CIHL 2006-21 A10 - CMO/RMBS		01/01/2023	Direct		0	0	0	4.B FE
14040H-CX-1	CAPITAL ONE FINANCIAL CORP		01/25/2023	MORGAN STANLEY CO		995,000	995,000	0	2.A FE
14318D-AC-3	CARMX 2023-1 A3 - ABS		01/19/2023	Bank of America Securities		1,637,864	1,638,000	0	1.A FE
15189X-BB-3	CENTERPOINT ENERGY HOUSTON ELECTRIC LLC		03/20/2023	MUFG SECURITIES AMERICAS INC.		793,060	795,000	0	1.F FE
20030N-EC-1	COMCAST CORP		02/07/2023	Bank of America Securities		3,166,957	3,170,000	0	1.G FE
30161N-BK-6	EXELON CORP		02/16/2023	BARCLAYS CAPITAL INC FIXED INC		1,288,646	1,290,000	0	2.B FE
345397-C4-3	FORD MOTOR CREDIT COMPANY LLC		01/03/2023	DEUTSCHE BANK SECURITIES, INC.		1,697,841	1,700,000	0	3.A FE
370334-CT-9	GENERAL MILLS INC		03/27/2023	BARCLAYS CAPITAL INC FIXED INC		863,244	865,000	0	2.B FE
548661-EQ-6	LOWE'S COMPANIES INC		03/28/2023	JP MORGAN SECS INC., - FIXED INCOME		1,505,000	1,505,000	0	2.A FE
592179-KF-1	METROPOLITAN LIFE GLOBAL FUNDING I		01/03/2023	Bank of America Securities		4,104,631	4,105,000	0	1.D FE
64952W-EY-5	NEW YORK LIFE GLOBAL FUNDING		01/04/2023	JP MORGAN SECS INC., - FIXED INCOME		1,983,869	1,985,000	0	1.A FE
65339K-CM-0	NEXTERA ENERGY CAPITAL HOLDINGS INC		02/06/2023	MORGAN STANLEY CO		2,893,997	2,900,000	0	2.A FE
65473P-AN-5	NISOURCE INC		03/21/2023	JP MORGAN SECS INC., - FIXED INCOME		404,307	405,000	0	2.B FE
666807-CH-3	NORTHROP GRUMMAN CORP		02/06/2023	WELLS FARGO SECURITIES		3,016,920	3,020,000	0	2.A FE
68389X-CM-5	ORACLE CORP		02/02/2023	Bank of America Securities		424,176	425,000	0	2.B FE
74340X-OE-9	PROLOGIS LP		03/23/2023	Bank of America Securities		3,194,080	3,200,000	0	1.F FE
760759-BC-3	REPUBLIC SERVICES INC		03/21/2023	JP MORGAN SECS INC., - FIXED INCOME		517,343	520,000	0	2.B FE
88167A-AS-0	TEVA PHARMACEUTICAL FINANCE NETHERLANDS	C.	03/01/2023	GOLDMAN		230,000	230,000	0	3.C FE
892938-AA-9	TRANE TECHNOLOGIES FINANCING LTD	C.	02/16/2023	JP MORGAN SECS INC., - FIXED INCOME		2,581,614	2,585,000	0	2.B FE
92345Y-AH-9	VERISK ANALYTICS INC		03/02/2023	Bank of America Securities		193,126	195,000	0	2.B FE
927804-GK-4	VIRGINIA ELECTRIC AND POWER CO		03/28/2023	SCOTIA CAPITAL (USA) INC./NOVAAGENCY		1,067,004	1,070,000	0	1.F FE
976826-BR-7	WISCONSIN POWER AND LIGHT CO		03/27/2023	MUFG SECURITIES AMERICAS INC.		529,088	530,000	0	1.G FE
<b>1109999999. Subtotal - Bonds - Industrial and Miscellaneous (Unaffiliated)</b>						<b>35,537,693</b>	<b>35,583,000</b>	<b>0</b>	<b>XXX</b>
65339K-BP-4	NEXTERA ENERGY CAPITAL HOLDINGS INC		02/22/2023	JP MORGAN SECS INC., - FIXED INCOME		285,713	285,000	0	2.A FE
<b>1309999999. Subtotal - Bonds - Hybrid Securities</b>						<b>285,713</b>	<b>285,000</b>	<b>0</b>	<b>XXX</b>
<b>2509999997. Total - Bonds - Part 3</b>						<b>108,914,531</b>	<b>108,406,179</b>	<b>136,324</b>	<b>XXX</b>
<b>2509999998. Total - Bonds - Part 5</b>						<b>XXX</b>	<b>XXX</b>	<b>XXX</b>	<b>XXX</b>
<b>2509999999. Total - Bonds</b>						<b>108,914,531</b>	<b>108,406,179</b>	<b>136,324</b>	<b>XXX</b>

E04

STATEMENT AS OF MARCH 31, 2023 OF THE Arcadian Health Plan, Inc.

**SCHEDULE D - PART 3**

Show All Long-Term Bonds and Stock Acquired During the Current Quarter

1 CUSIP Identification	2 Description	3 Foreign	4 Date Acquired	5 Name of Vendor	6 Number of Shares of Stock	7 Actual Cost	8 Par Value	9 Paid for Accrued Interest and Dividends	10 NAIC Designation, NAIC Designation Modifier and SVO Admini- strative Symbol
450999997.	Total - Preferred Stocks - Part 3					0	XXX	0	XXX
450999998.	Total - Preferred Stocks - Part 5					XXX	XXX	XXX	XXX
450999999.	Total - Preferred Stocks					0	XXX	0	XXX
598999997.	Total - Common Stocks - Part 3					0	XXX	0	XXX
598999998.	Total - Common Stocks - Part 5					XXX	XXX	XXX	XXX
598999999.	Total - Common Stocks					0	XXX	0	XXX
599999999.	Total - Preferred and Common Stocks					0	XXX	0	XXX
600999999	- Totals					108,914,531	XXX	136,324	XXX

STATEMENT AS OF MARCH 31, 2023 OF THE Arcadian Health Plan, Inc.

**SCHEDULE D - PART 4**

Show All Long-Term Bonds and Stock Sold, Redeemed or Otherwise Disposed of During the Current Quarter

1	2	3	4	5	6	7	8	9	10	Change In Book/Adjusted Carrying Value					16	17	18	19	20	21	22
										11	12	13	14	15							
CUSIP Identification	Description	Foreign	Disposal Date	Name of Purchaser	Number of Shares of Stock	Consideration	Par Value	Actual Cost	Prior Year Book/ Adjusted Carrying Value	Unrealized Valuation Increase/ (Decrease)	Current Year's (Amortization)/ Accretion	Current Year's Other Than Temporary Impairment Recognized	Total Change in Book/ Adjusted Carrying Value (11 + 12 - 13)	Total Foreign Exchange Change in Book /Adjusted Carrying Value	Book/ Adjusted Carrying Value at Disposal Date	Foreign Exchange Gain (Loss) on Disposal	Realized Gain (Loss) on Disposal	Total Gain (Loss) on Disposal	Bond Interest/ Stock Dividends Received During Year	Stated Contractual Maturity Date	NAIC Designation, NAIC Designation Modifier and SVO Administrative Symbol
..36202E-LJ-6	G2 003929 - RMBS		03/01/2023	Paydown		147	147	145	146	0	1	0	1	0	147	0	0	0	1	12/20/2036	1.A
..36290R-OT-3	GN 615266 - RMBS		03/01/2023	Paydown		273	273	270	270	0	3	0	3	0	273	0	0	0	2	06/15/2033	1.A
..912828-Z8-6	UNITED STATES TREASURY		02/15/2023	Maturity @ 100.00		500,000	500,000	509,492	500,733	0	(733)	0	(733)	0	500,000	0	0	0	3,438	02/15/2023	1.A
<b>0109999999. Subtotal - Bonds - U.S. Governments</b>						<b>500,420</b>	<b>500,420</b>	<b>509,907</b>	<b>501,149</b>	<b>0</b>	<b>(729)</b>	<b>0</b>	<b>(729)</b>	<b>0</b>	<b>500,420</b>	<b>0</b>	<b>0</b>	<b>0</b>	<b>3,441</b>	<b>XXX</b>	<b>XXX</b>
..574193-LP-1	MARYLAND ST		03/01/2023	Maturity @ 100.00		40,000	40,000	48,925	40,210	0	(210)	0	(210)	0	40,000	0	0	0	1,000	03/01/2023	1.A FE
<b>0509999999. Subtotal - Bonds - U.S. States, Territories and Possessions</b>						<b>40,000</b>	<b>40,000</b>	<b>48,925</b>	<b>40,210</b>	<b>0</b>	<b>(210)</b>	<b>0</b>	<b>(210)</b>	<b>0</b>	<b>40,000</b>	<b>0</b>	<b>0</b>	<b>0</b>	<b>1,000</b>	<b>XXX</b>	<b>XXX</b>
..094797-Z8-3	BLOOMINGTON MINN INDPT SCH DIST NO 271		02/01/2023	Maturity @ 100.00		220,000	220,000	267,452	220,597	0	(597)	0	(597)	0	220,000	0	0	0	5,500	02/01/2023	1.A FE
<b>0709999999. Subtotal - Bonds - U.S. Political Subdivisions of States, Territories and Possessions</b>						<b>220,000</b>	<b>220,000</b>	<b>267,452</b>	<b>220,597</b>	<b>0</b>	<b>(597)</b>	<b>0</b>	<b>(597)</b>	<b>0</b>	<b>220,000</b>	<b>0</b>	<b>0</b>	<b>0</b>	<b>5,500</b>	<b>XXX</b>	<b>XXX</b>
..3131XX-WS-6	FH ZM257 - RMBS		03/01/2023	Paydown		88,783	88,783	94,499	97,768	0	(8,984)	0	(8,984)	0	88,783	0	0	0	515	09/01/2047	1.A
..3132AD-T9-9	FH ZT1476 - RMBS		03/01/2023	Paydown		1,966	1,966	2,097	2,181	0	(215)	0	(215)	0	1,966	0	0	0	11	02/01/2048	1.A
..3132D6-N2-2	FH SB8509 - RMBS		03/01/2023	Paydown		72,334	72,334	75,747	75,565	0	(3,232)	0	(3,232)	0	72,334	0	0	0	239	01/01/2036	1.A
..3132DN-7K-3	FH SD1798 - RMBS		03/01/2023	Paydown		10,421	10,421	10,572	10,573	0	(152)	0	(152)	0	10,421	0	0	0	85	11/01/2052	1.A
..3132DN-7L-1	FH SD1799 - RMBS		03/01/2023	Paydown		13,845	13,845	14,033	14,034	0	(189)	0	(189)	0	13,845	0	0	0	105	11/01/2052	1.A
..3132DN-E2-5	FH SD1053 - RMBS		03/01/2023	Paydown		35,632	35,632	35,793	35,789	0	(157)	0	(157)	0	35,632	0	0	0	182	06/01/2052	1.A
..3132DN-G5-6	FH SD1120 - RMBS		03/01/2023	Paydown		43,561	43,561	44,296	44,296	0	(735)	0	(735)	0	43,561	0	0	0	410	06/01/2052	1.A
..3132DN-VJ-9	FH SD1517 - RMBS		03/01/2023	Paydown		13,069	13,069	13,086	13,085	0	(16)	0	(16)	0	13,069	0	0	0	87	09/01/2052	1.A
..3132DP-E7-9	FH SD1958 - RMBS		03/01/2023	Paydown		4,865	4,865	4,952	4,952	0	(87)	0	(87)	0	4,865	0	0	0	38	11/01/2052	1.A
..3132DP-GC-6	FH SD1995 - RMBS		03/01/2023	Paydown		35,905	35,905	36,887	0	0	(982)	0	(982)	0	35,905	0	0	0	150	12/01/2052	1.A
..3132DP-HL-5	FH SD2035 - RMBS		03/01/2023	Paydown		44,385	44,385	45,870	0	0	(1,484)	0	(1,484)	0	44,385	0	0	0	185	11/01/2052	1.A
..3132DV-LA-1	FH SD7521 - RMBS		03/01/2023	Paydown		124,386	124,386	133,141	133,752	0	(9,366)	0	(9,366)	0	124,386	0	0	0	523	07/01/2050	1.A
..3132DV-LC-7	FH SD7523 - RMBS		03/01/2023	Paydown		60,741	60,741	64,794	65,122	0	(4,380)	0	(4,380)	0	60,741	0	0	0	249	08/01/2050	1.A
..3132WH-GW-9	FH Q43812 - RMBS		03/01/2023	Paydown		65	65	69	73	0	(9)	0	(9)	0	65	0	0	0	0	09/01/2046	1.A
..31334Y-P5-0	FH Q42244 - RMBS		03/01/2023	Paydown		5,333	5,333	5,660	5,795	0	(462)	0	(462)	0	5,333	0	0	0	26	07/01/2046	1.A
..3133AG-BN-8	FH QB9045 - RMBS		03/01/2023	Paydown		24,804	24,804	25,514	25,471	0	(667)	0	(667)	0	24,804	0	0	0	73	02/01/2051	1.A
..3133AG-BR-9	FH QB9048 - RMBS		03/01/2023	Paydown		60,439	60,439	61,941	61,930	0	(1,491)	0	(1,491)	0	60,439	0	0	0	173	02/01/2051	1.A
..3133BQ-SW-2	FH QF3561 - RMBS		03/01/2023	Paydown		24,114	24,114	24,543	24,545	0	(431)	0	(431)	0	24,114	0	0	0	239	11/01/2052	1.A
..3133KK-3X-5	FH RA4414 - RMBS		03/01/2023	Paydown		173,226	173,226	184,106	184,685	0	(11,460)	0	(11,460)	0	173,226	0	0	0	784	01/01/2051	1.A
..3133KN-KX-0	FH RA6610 - RMBS		03/01/2023	Paydown		400,094	400,094	409,416	409,167	0	(9,073)	0	(9,073)	0	400,094	0	0	0	2,196	01/01/2052	1.A
..3133KP-YM-4	FEDERAL HOME LOAN MORTGAGE CORPORATION		03/01/2023	Paydown		5,370	5,370	5,230	0	0	140	0	140	0	5,370	0	0	0	18	09/01/2052	1.A
..3136B1-PP-4	FNR 2018-14 PA - CMO/RMBS		03/01/2023	Paydown		25,618	25,618	25,978	25,894	0	(276)	0	(276)	0	25,618	0	0	0	144	04/25/2047	1.A
..3137BP-DW-6	FHR 4583 UP - CMO/RMBS		03/01/2023	Paydown		16,644	16,644	17,424	17,398	0	(754)	0	(754)	0	16,644	0	0	0	83	07/15/2045	1.A
..3137BS-ZE-6	FHR 4631 GP - CMO/RMBS		03/01/2023	Paydown		17,640	17,640	18,891	18,775	0	(1,135)	0	(1,135)	0	17,640	0	0	0	115	03/15/2046	1.A
..3140D-7A-6	FN BK0888 - RMBS		03/01/2023	Paydown		31,151	31,151	33,643	36,686	0	(5,535)	0	(5,535)	0	31,151	0	0	0	253	07/01/2048	1.A
..3140JB-LJ-9	FN BMM4197 - RMBS		03/01/2023	Paydown		2,262	2,262	2,398	2,453	0	(192)	0	(192)	0	2,262	0	0	0	12	03/01/2047	1.A
..3140KQ-PH-8	FN BQ4923 - RMBS		03/01/2023	Paydown		23,395	23,395	24,458	24,406	0	(1,012)	0	(1,012)	0	23,395	0	0	0	66	10/01/2050	1.A
..3140KV-EU-0	FN BQ9146 - RMBS		03/01/2023	Paydown		36,669	36,669	38,015	38,029	0	(1,360)	0	(1,360)	0	36,669	0	0	0	134	12/01/2050	1.A
..3140KV-F5-4	FN BQ9187 - RMBS		03/01/2023	Paydown		15,974	15,974	16,569	16,585	0	(611)	0	(611)	0	15,974	0	0	0	53	01/01/2051	1.A
..3140KV-GN-4	FN BQ9204 - RMBS		03/01/2023	Paydown		18,505	18,505	19,193	19,187	0	(682)	0	(682)	0	18,505	0	0	0	63	01/01/2051	1.A
..3140KX-SP-2	FN BR0525 - RMBS		03/01/2023	Paydown		28,601	28,601	29,781	29,799	0	(1,198)	0	(1,198)	0	28,601	0	0	0	64	12/01/2050	1.A
..3140LO-C8-8	FN BR1894 - RMBS		03/01/2023	Paydown		45,973	45,973	47,722	47,670	0	(1,697)	0	(1,697)	0	45,973	0	0	0	149	01/01/2051	1.A
..3140LO-D4-6	FN BR1922 - RMBS		03/01/2023	Paydown		16,922	16,922	17,583	17,583	0	(666)	0	(666)	0	16,922	0	0	0	62	01/01/2050	1.A
..3140LO-DR-5	FN BR1911 - RMBS		03/01/2023	Paydown		25,016	25,016	25,942	25,938	0	(922)	0	(922)	0	25,016	0	0	0	83	01/01/2051	1.A
..3140MR-2N-6	FN BWO780 - RMBS		03/01/2023	Paydown		5,826	5,826	5,898	5,898	0	(72)	0	(72)	0	5,826	0	0	0	41	08/01/2052	1.A
..3140N3-A5-8	FN BWO927 - RMBS		03/01/2023	Paydown		27,097	27,097	27,461	27,462	0	(365)	0	(365)	0	27,097	0	0	0	247	10/01/2052	1.A
..3140N3-AQ-2	FN BWO914 - RMBS		03/01/2023	Paydown		7,004	7,004	7,114	0	0	(109)	0	(109)	0	7,004	0	0	0	29	10/01/2052	1.A
..3140QE-AP-7	FN CA6313 - RMBS		03/01/2023	Paydown		67,014	67,014	71,559	72,919	0	(5,904)	0	(5,904)	0	67,014	0	0	0	294	07/01/2050	1.A



STATEMENT AS OF MARCH 31, 2023 OF THE Arcadian Health Plan, Inc.

**SCHEDULE D - PART 4**

Show All Long-Term Bonds and Stock Sold, Redeemed or Otherwise Disposed of During the Current Quarter

1	2	3	4	5	6	7	8	9	10	Change In Book/Adjusted Carrying Value					16	17	18	19	20	21	22
										11	12	13	14	15							
CUSIP Identification	Description	Foreign	Disposal Date	Name of Purchaser	Number of Shares of Stock	Consideration	Par Value	Actual Cost	Prior Year Book/Adjusted Carrying Value	Unrealized Valuation Increase/(Decrease)	Current Year's (Amortization)/Accretion	Other Than Temporary Impairment Recognized	Total Change in Book/Adjusted Carrying Value (11 + 12 - 13)	Total Foreign Exchange Change in Book /Adjusted Carrying Value	Book/Adjusted Carrying Value at Disposal Date	Foreign Exchange Gain (Loss) on Disposal	Realized Gain (Loss) on Disposal	Total Gain (Loss) on Disposal	Bond Interest/Stock Dividends Received During Year	Stated Contractual Maturity Date	NAIC Designation, NAIC Designation Modifier and SVO Administrative Symbol
..31400E-DX-7	FN CA6417 - RMBS		03/01/2023	Paydown		9,171	9,171	9,804	9,958	0	(787)	0	(787)	0	9,171	0	0	0	38	07/01/2050	1.A
..31400E-KY-7	FN CA6610 - RMBS		03/01/2023	Paydown		8,503	8,503	9,090	9,253	0	(749)	0	(749)	0	8,503	0	0	0	51	08/01/2050	1.A
..31400E-YJ-5	FN CA7012 - RMBS		03/01/2023	Paydown		201,810	201,810	206,981	207,066	0	(5,256)	0	(5,256)	0	201,810	0	0	0	678	09/01/2050	1.A
..31400F-4E-6	FN CA8020 - RMBS		03/01/2023	Paydown		60,694	60,694	64,430	64,482	0	(3,788)	0	(3,788)	0	60,694	0	0	0	253	12/01/2050	1.A
..31400G-3C-9	FN CA8894 - RMBS		03/01/2023	Paydown		144,732	144,732	154,547	154,547	0	(9,733)	0	(9,733)	0	144,732	0	0	0	616	02/01/2051	1.A
..31400G-U4-7	FN CA8702 - RMBS		03/01/2023	Paydown		358,467	358,467	382,943	380,523	0	(22,056)	0	(22,056)	0	358,467	0	0	0	1,401	01/01/2036	1.A
..31400M-5T-7	FN CB2657 - RMBS		03/01/2023	Paydown		26,326	26,326	26,860	26,839	0	(513)	0	(513)	0	26,326	0	0	0	132	01/01/2052	1.A
..31400M-VP-6	FN CB2421 - RMBS		03/01/2023	Paydown		146,410	146,410	154,428	154,060	0	(7,650)	0	(7,650)	0	146,410	0	0	0	585	12/01/2051	1.A
..31400P-BG-1	FN CB3638 - RMBS		03/01/2023	Paydown		44,199	44,199	44,918	44,911	0	(712)	0	(712)	0	44,199	0	0	0	394	05/01/2052	1.A
..31400P-ZB-6	FN CB4337 - RMBS		03/01/2023	Paydown		62,225	62,225	63,372	63,351	0	(1,126)	0	(1,126)	0	62,225	0	0	0	390	08/01/2052	1.A
..31400P-ZE-0	FN CB4340 - RMBS		03/01/2023	Paydown		53,244	53,244	53,461	53,453	0	(209)	0	(209)	0	53,244	0	0	0	463	08/01/2052	1.A
..31400Q-GA-7	FN CB4692 - RMBS		03/01/2023	Paydown		60,350	60,350	61,764	61,769	0	(1,419)	0	(1,419)	0	60,350	0	0	0	518	09/01/2052	1.A
..31400Q-SP-1	FN CB5025 - RMBS		03/01/2023	Paydown		78,745	78,745	78,278	78,281	0	465	0	465	0	78,745	0	0	0	861	11/01/2052	1.A
..31400Q-SQ-9	FN CB5026 - RMBS		03/01/2023	Paydown		64,904	64,904	64,417	64,420	0	483	0	483	0	64,904	0	0	0	429	11/01/2052	1.A
..31400Q-UM-5	FN CB5087 - RMBS		03/01/2023	Paydown		7,723	7,723	7,881	7,881	0	(159)	0	(159)	0	7,723	0	0	0	75	11/01/2052	1.A
..31400X-DF-0	FN FM1001 - RMBS		03/01/2023	Paydown		1,902	1,902	2,028	2,103	0	(202)	0	(202)	0	1,902	0	0	0	10	11/01/2048	1.A
..3140X6-SF-9	FN FM3217 - RMBS		03/01/2023	Paydown		30,862	30,862	29,107	0	0	1,755	0	1,755	0	30,862	0	0	0	90	05/01/2050	1.A
..3140X6-UC-3	FN FM3278 - RMBS		03/01/2023	Paydown		1,406	1,406	1,499	1,555	0	(149)	0	(149)	0	1,406	0	0	0	8	11/01/2048	1.A
..3140X8-SF-2	FN FMS297 - RMBS		03/01/2023	Paydown		3,830	3,830	4,094	4,188	0	(358)	0	(358)	0	3,830	0	0	0	14	11/01/2050	1.A
..3140X8-G6-8	FN FM4720 - RMBS		03/01/2023	Paydown		87,330	87,330	93,306	94,806	0	(7,476)	0	(7,476)	0	87,330	0	0	0	436	10/01/2050	1.A
..3140X8-UU-9	FN FMS094 - RMBS		03/01/2023	Paydown		314,498	314,498	335,996	350,429	0	(35,931)	0	(35,931)	0	314,498	0	0	0	1,820	06/01/2049	1.A
..3140X8-WR-4	FN FMS155 - RMBS		03/01/2023	Paydown		15,628	15,628	16,241	16,222	0	(594)	0	(594)	0	15,628	0	0	0	52	12/01/2050	1.A
..3140X8-Y6-8	FN FMS232 - RMBS		03/01/2023	Paydown		1,559	1,559	1,667	1,698	0	(139)	0	(139)	0	1,559	0	0	0	8	06/01/2050	1.A
..3140X8-Y7-6	FN FMS233 - RMBS		03/01/2023	Paydown		17,023	17,023	18,140	18,233	0	(1,210)	0	(1,210)	0	17,023	0	0	0	109	11/01/2050	1.A
..3140X8-YK-7	FN FMS213 - RMBS		03/01/2023	Paydown		87,209	87,209	90,773	90,887	0	(3,478)	0	(3,478)	0	87,209	0	0	0	255	12/01/2050	1.A
..3140X9-JB-2	FN FMS657 - RMBS		03/01/2023	Paydown		2,071	2,071	2,207	2,246	0	(176)	0	(176)	0	2,071	0	0	0	12	12/01/2050	1.A
..3140X9-JK-2	FN FMS665 - RMBS		03/01/2023	Paydown		2,427	2,427	2,588	2,674	0	(247)	0	(247)	0	2,427	0	0	0	13	08/01/2048	1.A
..3140X9-TY-1	FN FMS966 - RMBS		03/01/2023	Paydown		52,835	52,835	54,073	54,029	0	(1,195)	0	(1,195)	0	52,835	0	0	0	180	02/01/2051	1.A
..3140XC-4Z-8	FN FMB939 - RMBS		03/01/2023	Paydown		133,956	133,956	135,222	135,158	0	(1,202)	0	(1,202)	0	133,956	0	0	0	489	10/01/2051	1.A
..3140XG-CH-0	FN FS0971 - RMBS		03/01/2023	Paydown		90,687	90,687	91,198	91,192	0	(505)	0	(505)	0	90,687	0	0	0	446	01/01/2052	1.A
..3140XG-TV-1	FN FS1463 - RMBS		03/01/2023	Paydown		50,186	50,186	48,822	0	0	1,364	0	1,364	0	50,186	0	0	0	167	05/01/2051	1.A
..3140XG-WM-7	FN FS1551 - RMBS		03/01/2023	Paydown		31,693	31,693	31,931	31,933	0	(240)	0	(240)	0	31,693	0	0	0	219	03/01/2050	1.A
..3140XG-W5-4	FN FS1556 - RMBS		03/01/2023	Paydown		23,857	23,857	22,515	0	0	1,342	0	1,342	0	23,857	0	0	0	70	05/01/2052	1.A
..3140XH-3U-9	FN FS2610 - RMBS		03/01/2023	Paydown		70,302	70,302	71,390	71,390	0	(1,062)	0	(1,062)	0	70,302	0	0	0	511	08/01/2052	1.A
..3140XH-6Y-8	FN FS2686 - RMBS		03/01/2023	Paydown		128,727	128,727	129,652	129,654	0	(928)	0	(928)	0	128,727	0	0	0	925	08/01/2052	1.A
..3140XJ-LC-5	FN FS3022 - RMBS		03/01/2023	Paydown		2,159	2,159	2,098	0	0	61	0	61	0	2,159	0	0	0	7	10/01/2052	1.A
..3140XJ-YR-8	FN FS3419 - RMBS		03/01/2023	Paydown		216,103	216,103	221,540	221,534	0	(5,431)	0	(5,431)	0	216,103	0	0	0	1,806	12/01/2052	1.A
..3140XK-FD-7	FN FS3763 - RMBS		03/01/2023	Paydown		48,255	48,255	49,868	0	0	(1,614)	0	(1,614)	0	48,255	0	0	0	201	01/01/2053	1.A
..31410L-XE-7	FN 890877 - RMBS		03/01/2023	Paydown		5,916	5,916	6,309	6,534	0	(617)	0	(617)	0	5,916	0	0	0	32	07/01/2048	1.A
..31418C-MG-6	FN MA3058 - RMBS		03/01/2023	Paydown		97,986	97,986	105,912	111,894	0	(13,908)	0	(13,908)	0	97,986	0	0	0	616	07/01/2047	1.A
..31418C-U7-7	FN MA3305 - RMBS		03/01/2023	Paydown		4,275	4,275	4,559	4,729	0	(453)	0	(453)	0	4,275	0	0	0	24	03/01/2048	1.A
..31418C-V2-7	FN MA3332 - RMBS		03/01/2023	Paydown		6,835	6,835	7,289	7,580	0	(744)	0	(744)	0	6,835	0	0	0	41	04/01/2048	1.A
..31418D-HL-9	FN MA3834 - RMBS		03/01/2023	Paydown		24,475	24,475	25,572	26,357	0	(1,882)	0	(1,882)	0	24,475	0	0	0	118	11/01/2049	1.A
..35563P-GG-8	SCRT 2018-3 MA - CMO/RMBS		03/01/2023	Paydown		48,581	48,581	48,317	48,368	0	212	0	212	0	48,581	0	0	0	276	08/27/2057	1.A
..35563P-JF-7	SCRT 2019-1 MA - CMO/RMBS		03/01/2023	Paydown		74,292	74,292	74,718	74,893	0	(602)	0	(602)	0	74,292	0	0	0	414	07/25/2058	1.A
..35563P-KG-3	SCRT 2019-2 MA - CMO/RMBS		03/01/2023	Paydown		22,117	22,117	22,456	22,336	0	(219)	0	(219)	0	22,117	0	0	0	122	08/26/2058	1.A

E05.1

STATEMENT AS OF MARCH 31, 2023 OF THE Arcadian Health Plan, Inc.

**SCHEDULE D - PART 4**

Show All Long-Term Bonds and Stock Sold, Redeemed or Otherwise Disposed of During the Current Quarter

1	2	3	4	5	6	7	8	9	10	Change In Book/Adjusted Carrying Value					16	17	18	19	20	21	22
										11	12	13	14	15							
CUSIP Identification	Description	Foreign	Disposal Date	Name of Purchaser	Number of Shares of Stock	Consideration	Par Value	Actual Cost	Prior Year Book/Adjusted Carrying Value	Unrealized Valuation Increase/(Decrease)	Current Year's (Amortization)/Accretion	Current Year's Other Than Temporary Impairment Recognized	Total Change in Book/Adjusted Carrying Value (11 + 12 - 13)	Total Foreign Exchange Change in Book /Adjusted Carrying Value	Book/Adjusted Carrying Value at Disposal Date	Foreign Exchange Gain (Loss) on Disposal	Realized Gain (Loss) on Disposal	Total Gain (Loss) on Disposal	Bond Interest/Stock Dividends Received During Year	Stated Contractual Maturity Date	NAIC Designation, NAIC Designation Modifier and SVO Administrative Symbol
..35563P-LH-0	SCRT 2019-3 MA - CMO/RMBS		03/01/2023	Paydown		32,970	32,970	34,463	34,078	0	(1,108)	0	(1,108)	0	32,970	0	0	0	192	10/25/2058	1.A
..35563P-ML-0	SCRT 2019-4 MA - CMO/RMBS		03/01/2023	Paydown		54,477	54,477	55,671	55,355	0	(878)	0	(878)	0	54,477	0	0	0	288	02/25/2059	1.A
..92818F-BC-8	VIRGINIA ST PUB SCH AUTH SPL OBLIG MONTG		02/01/2023	Maturity @ 100.00		140,000	140,000	169,385	140,414	0	(414)	0	(414)	0	140,000	0	0	0	3,500	02/01/2023	1.B FE
<b>0909999999 Subtotal - Bonds - U.S. Special Revenues</b>						<b>4,908,579</b>	<b>4,908,579</b>	<b>5,115,654</b>	<b>4,868,424</b>	<b>0</b>	<b>(207,356)</b>	<b>0</b>	<b>(207,356)</b>	<b>0</b>	<b>4,908,579</b>	<b>0</b>	<b>0</b>	<b>0</b>	<b>28,536</b>	<b>XXX</b>	<b>XXX</b>
..013817-AW-1	HOIOMET AEROSPACE INC		02/28/2023	Call @ 100.78		155,208	154,000	154,770	154,231	0	(34)	0	(34)	0	154,197	0	1,011	1,011	552	10/01/2024	3.A FE
..02005N-BA-7	ALLY FINANCIAL INC		03/30/2023	GOLDMAN JP MORGAN SECS INC -		2,457,000	2,600,000	2,600,000	2,600,000	0	0	0	0	0	2,600,000	0	(143,000)	(143,000)	61,127	03/30/2025	2.C FE
..02005N-BF-6	ALLY FINANCIAL INC		03/30/2023	FIXED INCOME		2,650,800	2,820,000	3,013,875	2,732,503	177,585	(7,704)	0	169,882	0	2,902,384	0	(251,584)	(251,584)	59,905	11/20/2025	3.A FE
..03328Q-AY-7	ANCHC 6 APR - CDO	C	01/17/2023	Paydown		31,907	31,907	31,907	31,907	0	0	0	0	0	31,907	0	0	0	418	07/15/2030	1.A FE
..04015N-AG-9	ARES 37R A1R - CDO	C	01/17/2023	Paydown		145	145	145	145	0	0	0	0	0	145	0	0	0	2	10/15/2030	1.A FE
..04965C-AJ-7	ATRM XLI AR - CDO		01/23/2023	Paydown		415,232	415,232	412,637	411,955	0	3,277	0	3,277	0	415,232	0	0	0	5,410	04/22/2027	1.A FE
..04966H-AA-4	ATRM XLI A1 - CDO	C	01/23/2023	Paydown		12,902	12,902	12,944	13,400	0	(498)	0	(498)	0	12,902	0	0	0	180	11/21/2030	1.A FE
..05608W-AA-2	BX 2021-SOAR A - CMBS		03/15/2023	Paydown		31,626	31,626	31,626	31,626	0	0	0	0	0	31,626	0	0	0	405	06/15/2038	1.A FE
..06540R-AC-8	BANK 2017-BNK9 ASB - CMBS		03/01/2023	Paydown		40,025	40,025	41,204	40,912	0	(887)	0	(887)	0	40,025	0	0	0	240	11/18/2054	1.A FE
..06759F-AB-2	BABSN 2015-I1 AR - CDO	C	01/20/2023	Paydown		17,095	17,095	17,095	17,095	0	0	0	0	0	17,095	0	0	0	237	10/21/2030	1.A FE
..09261H-AK-3	BLACKSTONE PRIVATE CREDIT FUND		03/31/2023	PERSHING LLC		1,188,201	1,403,000	1,398,833	1,399,639	0	191	0	191	0	1,399,830	0	(211,630)	(211,630)	25,205	03/15/2027	2.C FE
..09261X-AG-7	BLACKSTONE SECURED LENDING FUND		03/31/2023	GOLDMAN		3,057,144	3,810,000	3,777,005	3,782,538	0	1,127	0	1,127	0	3,783,664	0	(726,520)	(726,520)	1,207	09/30/2028	2.C FE
..12543P-AK-9	CIHL 2006-21 A10 - CMO/RMBS		03/01/2023	Paydown		4	6	5	3	1	1	0	0	0	4	0	0	0	0	02/25/2037	4.B FE
..12653V-AA-4	CSMC 2019-1CE4 A - CMBS		02/15/2023	Paydown		2,482	2,482	2,481	2,510	0	(28)	0	(28)	0	2,482	0	0	0	23	05/15/2036	1.A FE
..17329M-CL-1	CMLTI 21J2 A7A - CMO/RMBS		03/01/2023	Paydown		7,961	8,128	7,961	8,124	0	(162)	0	(162)	0	7,961	0	0	0	31	07/25/2051	1.A FE
..19425A-AA-2	CASL 2021-B A1 - ABS		03/27/2023	Paydown		8,156	8,156	8,156	8,156	0	0	0	0	0	8,156	0	0	0	70	06/25/2052	1.A FE
..19425A-AB-0	CASL 2021-B A2 - ABS		03/25/2023	Paydown		5,151	5,151	5,151	5,151	0	0	0	0	0	5,151	0	0	0	15	06/25/2052	1.A FE
..24380L-AC-7	DCRK 1 A - CDO		01/20/2023	Paydown		116,346	116,346	120,178	116,446	0	(3,832)	0	(3,832)	0	116,346	0	0	0	1,612	10/21/2030	1.A FE
..26441Y-BC-0	DUKE REALTY LIMITED PARTNERSHIP		02/09/2023	WELLS FARGO SECURITIES		3,088,129	3,665,000	4,041,029	3,952,146	0	(4,890)	0	(4,890)	0	3,947,255	0	(859,126)	(859,126)	25,757	11/15/2029	2.A FE
..28165A-AA-7	EDVES 22A A - ABS		03/25/2023	Paydown		31,033	31,033	30,265	30,305	0	728	0	728	0	31,033	0	0	0	281	11/26/2040	1.A FE
..28166L-AA-2	EDVES 2021-A A - ABS		03/25/2023	Paydown		9,990	9,990	9,979	9,980	0	11	0	11	0	9,990	0	0	0	31	11/27/2045	1.A FE
..29373M-AB-5	EFF 213 A2 - ABS		03/20/2023	Paydown		309,082	309,082	296,912	297,289	0	11,793	0	11,793	0	309,082	0	0	0	398	08/27/2027	1.A FE
..30298L-AE-1	FRESB 2019-SB65 A1H - CMBS		03/01/2023	Paydown		1,904	1,904	1,912	1,905	0	(1)	0	(1)	0	1,904	0	0	0	8	05/25/2039	1.D FE
..33852F-AE-6	FSMT 2021-4 A5 - CMO/RMBS		03/01/2023	Paydown		57,964	57,964	59,431	59,327	0	(1,363)	0	(1,363)	0	57,964	0	0	0	253	06/26/2051	1.A FE
..33852H-AB-8	FSMT 2021-81NV A3 - CMO/RMBS		03/01/2023	Paydown		4,554	4,554	4,630	4,628	0	(74)	0	(74)	0	4,554	0	0	0	20	09/25/2051	1.A FE
..33852J-AE-8	FSMT 217 A5 - CMO/RMBS		03/25/2023	Paydown		38,711	38,711	39,510	39,475	0	(764)	0	(764)	0	38,711	0	0	0	179	08/25/2051	1.A FE
..345397-ZB-2	FORD MOTOR CREDIT COMPANY LLC		02/15/2023	Maturity @ 100.00 JP MORGAN SECS INC -		839,000	839,000	829,015	834,805	3,896	299	0	4,195	0	839,000	0	0	0	17,367	02/15/2023	3.A FE
..35805B-AE-8	FRESENTUS MEDICAL CARE US FINANCE III IN		03/30/2023	FIXED INCOME		5,301,132	6,900,000	6,844,455	6,851,934	0	1,191	0	1,191	0	6,853,125	0	(1,551,993)	(1,551,993)	70,150	12/01/2031	2.C FE
..36262L-AJ-9	GSMB 2021-PJ6 A8 - CMO/RMBS		03/01/2023	Paydown		35,629	35,629	36,492	36,431	0	(802)	0	(802)	0	35,629	0	0	0	128	11/27/2051	1.A FE
..36262W-AJ-5	GSMB 21PJ8 A8 - CMO/RMBS		03/01/2023	Paydown		22,962	22,962	23,496	23,472	0	(510)	0	(510)	0	22,962	0	0	0	87	01/25/2052	1.A FE
..36263C-AH-2	GSMB 2021-PJ9 A8 - CMO/RMBS		03/01/2023	Paydown		17,293	17,293	17,671	17,658	0	(365)	0	(365)	0	17,293	0	0	0	76	02/26/2052	1.A FE
..36264D-AB-2	GSMB 2021-PJ2 A2 - CMO/RMBS		03/01/2023	Paydown		9,665	10,069	10,065	9,665	0	(405)	0	(405)	0	9,665	0	0	0	40	07/25/2051	1.A FE
..36264R-BH-7	GSMB 22PJ4 A24 - CMO/RMBS		03/25/2023	Paydown		19,052	19,052	18,010	18,030	0	1,022	0	1,022	0	19,052	0	0	0	75	09/25/2052	1.A FE
..36267E-BT-7	GSMB 2022-PJ2 A24 - CMO/RMBS		03/01/2023	Paydown		53,222	53,222	52,707	52,708	0	515	0	515	0	53,222	0	0	0	235	06/25/2052	1.A FE
..36318W-AK-6	GALXY XV ARR - CDO		01/17/2023	Paydown		17,243	17,243	17,243	17,243	0	0	0	0	0	17,243	0	0	0	225	10/15/2030	1.A FE
..448979-AB-2	HALST 2022-C A2A - ABS		03/15/2023	Paydown		57,468	57,468	57,467	57,476	0	(8)	0	(8)	0	57,468	0	0	0	558	01/15/2025	1.A FE
..46592N-AC-0	JPMIT 217 A3 - CMO/RMBS		03/01/2023	Paydown		29,638	29,638	30,133	30,107	0	(470)	0	(470)	0	29,638	0	0	0	131	11/27/2051	1.A FE
..46651G-AE-9	JPMIT 2019-7 A5 - CMO/RMBS		03/01/2023	Paydown		9,014	9,014	9,019	9,020	0	(6)	0	(6)	0	9,014	0	0	0	34	02/25/2050	1.A FE
..46652F-AC-4	JPMIT 2020-4 A3 - CMO/RMBS		03/01/2023	Paydown		44,513	44,513	44,513	44,515	0	(2)	0	(2)	0	44,513	0	0	0	256	11/25/2050	1.A FE
..46652T-AC-4	JPMIT 2020-8 A3 - CMO/RMBS		03/01/2023	Paydown		15,445	15,445	15,962	16,340	0	(895)	0	(895)	0	15,445	0	0	0	77	03/27/2051	1.A FE
..46652V-AC-9	JPMIT 2021-4 A3 - CMO/RMBS		03/01/2023	Paydown		19,922	19,922	20,230	20,219	0	(297)	0	(297)	0	19,922	0	0	0	78	08/25/2051	1.A FE

E05.2

STATEMENT AS OF MARCH 31, 2023 OF THE Arcadian Health Plan, Inc.

**SCHEDULE D - PART 4**

Show All Long-Term Bonds and Stock Sold, Redeemed or Otherwise Disposed of During the Current Quarter

1	2	3	4	5	6	7	8	9	10	Change In Book/Adjusted Carrying Value					16	17	18	19	20	21	22	
										11	12	13	14	15								
CUSIP Identification	Description	Foreign	Disposal Date	Name of Purchaser	Number of Shares of Stock	Consideration	Par Value	Actual Cost	Prior Year Book/Adjusted Carrying Value	Unrealized Valuation Increase/(Decrease)	Current Year's (Amortization)/Accretion	Other Than Temporary Impairment Recognized	Total Change in Book/Adjusted Carrying Value (11 + 12 - 13)	Total Foreign Exchange Change in Book /Adjusted Carrying Value	Book/Adjusted Carrying Value at Disposal Date	Foreign Exchange Gain (Loss) on Disposal	Realized Gain (Loss) on Disposal	Total Gain (Loss) on Disposal	Bond Interest/Stock Dividends Received During Year	Stated Contractual Maturity Date	NAIC Designation, NAIC Designation Modifier and SVO Administrative Symbol	
..46652V-AE-5	JPMIT 2021-4 A3B - CMO/RMBS		03/01/2023	Paydown		19,837	19,837	19,710	19,714	0	124	0	124	0	19,837	0	0	0	62	08/25/2051	1.A FE	
..46652V-BD-6	JPMIT 2021-4 A11 - CMO/RMBS		03/25/2023	Paydown		13,071	13,071	13,071	13,709	0	(638)	0	(638)	0	13,071	0	0	0	97	08/25/2051	1.A FE	
..46653J-AC-5	JPMIT 2020-5 A3 - CMO/RMBS		03/01/2023	Paydown		31,425	31,425	31,464	31,468	0	(43)	0	(43)	0	31,425	0	0	0	140	12/26/2050	1.A FE	
..46653P-AC-1	JPMIT 216 A3 - CMO/RMBS		03/25/2023	Paydown		24,552	24,552	24,970	24,951	0	(399)	0	(399)	0	24,552	0	0	0	92	10/25/2051	1.A FE	
..46654A-AF-6	JPMIT 2110 A4 - CMO/RMBS		03/01/2023	Paydown		13,231	13,231	13,553	13,529	0	(298)	0	(298)	0	13,231	0	0	0	55	12/26/2051	1.A FE	
..46654W-AH-4	JPMIT 221 A4 - CMO/RMBS		03/25/2023	Paydown		28,818	28,818	28,557	28,579	0	239	0	239	0	28,818	0	0	0	116	07/25/2052	1.A FE	
..46655D-AE-2	JPMIT 222 A4A - CMO/RMBS		03/25/2023	Paydown		75,001	75,001	73,102	73,135	0	1,866	0	1,866	0	75,001	0	0	0	301	08/26/2052	1.A FE	
..552953-CC-3	MGM RESORTS INTERNATIONAL		03/15/2023	Maturity @ 100.00		3,949,000	3,949,000	4,185,896	3,935,475	26,174	(12,648)	0	13,525	0	3,949,000	0	0	0	118,470	03/15/2023	4.A FE	
..553205-AC-9	MP3 III AR - CDO		01/20/2023	Paydown		17,265	17,265	17,265	17,265	0	0	0	0	0	17,265	0	0	0	242	10/21/2030	1.A FE	
..55819Q-AY-3	MDPK XIX A1R - CDO	C	01/23/2023	Paydown		111,370	111,370	111,370	111,370	0	0	0	0	0	111,370	0	0	0	1,476	01/22/2028	1.A FE	
..58549R-AJ-5	MELLO 21MTG3 A9 - CMO/RMBS		03/01/2023	Paydown		6,684	6,684	6,828	6,830	0	(147)	0	(147)	0	6,684	0	0	0	26	07/25/2051	1.A FE	
..61772C-AH-4	MSRM 213 A4 - CMO/RMBS		03/01/2023	Paydown		34,189	34,189	34,894	34,868	0	(679)	0	(679)	0	34,189	0	0	0	168	06/25/2051	1.A FE	
..61772M-AH-2	MSRM 2021-4 A4 - CMO/RMBS		03/01/2023	Paydown		13,873	13,873	14,242	14,220	0	(347)	0	(347)	0	13,873	0	0	0	69	07/31/2051	1.A FE	
..61772N-AQ-0	MSRM 2021-5 A4 - CMO/RMBS		03/01/2023	Paydown		14,815	14,815	15,159	15,154	0	(339)	0	(339)	0	14,815	0	0	0	62	08/26/2051	1.A FE	
..61946K-AA-2	MSAIC 223 A - ABS		03/20/2023	Paydown		25,316	25,316	25,619	25,619	0	(303)	0	(303)	0	25,316	0	0	0	351	06/20/2053	1.D FE	
..61946Q-AA-9	MSAIC 2022-1 A - ABS		03/20/2023	Paydown		105,541	105,541	101,640	102,112	0	3,429	0	3,429	0	105,541	0	0	0	483	01/20/2053	1.D FE	
..61946U-AA-0	MSAIC 222 A - ABS		03/20/2023	Paydown		18,291	18,291	18,106	18,105	0	186	0	186	0	18,291	0	0	0	82	01/21/2053	1.D FE	
..63942A-AA-4	NAVSL 2020-1 A1A - ABS		03/15/2023	Paydown		78,967	78,967	78,952	78,951	0	15	0	15	0	78,967	0	0	0	175	04/15/2069	1.A FE	
..63942B-AA-2	NAVSL 2021-A A - ABS		03/15/2023	Paydown		11,872	11,872	11,870	11,870	0	2	0	2	0	11,872	0	0	0	17	05/15/2069	1.A FE	
..63942E-AA-6	NAVSL 2021-E A - ABS		03/15/2023	Paydown		100,927	100,927	100,905	100,906	0	21	0	21	0	100,927	0	0	0	162	12/16/2069	1.A FE	
..63942L-AA-0	NAVSL 21B A - ABS		03/15/2023	Paydown		56,917	56,917	56,916	56,914	0	3	0	3	0	56,917	0	0	0	88	07/15/2069	1.A FE	
..63942M-AA-8	NAVSL 2022-A A - ABS		03/15/2023	Paydown		159,745	159,745	159,742	159,743	0	2	0	2	0	159,745	0	0	0	586	07/15/2070	1.A FE	
..64034Q-AA-6	NSLT 2021-B AFL - ABS		03/20/2023	Paydown		144,436	144,436	144,436	144,436	0	0	0	0	0	144,436	0	0	0	1,278	04/20/2062	1.A FE	
..64034Q-AB-4	NSLT 2021-B AFX - ABS		03/20/2023	Paydown		130,185	130,185	130,160	130,159	0	26	0	26	0	130,185	0	0	0	307	04/20/2062	1.A FE	
..64035D-AA-4	NSLT 21A A1 - ABS		03/20/2023	Paydown		76,799	76,799	76,725	79,105	0	(2,306)	0	(2,306)	0	76,799	0	0	0	702	04/20/2062	1.A FE	
..64035D-AD-8	NSLT 21A AP2 - ABS		03/20/2023	Paydown		97,349	97,349	97,235	97,232	0	117	0	117	0	97,349	0	0	0	226	04/20/2062	1.A FE	
..69121K-AF-1	OIL ROCK CAPITAL CORP		03/30/2023	GOLDMAN		7,926,534	7,926,534	9,337,942	9,356,430	0	2,901	0	2,901	0	9,359,331	0	(1,432,797)	(1,432,797)	176,932	01/15/2027	2.C FE	
..74936R-AE-4	RCKT 212 A5 - CMO/RMBS		03/01/2023	Paydown		27,090	27,090	27,658	27,607	0	(516)	0	(516)	0	27,090	0	0	0	125	06/25/2051	1.A FE	
..75888K-AA-2	REGTB VIII A - CDO	C	01/17/2023	Paydown		71,942	71,942	72,039	74,430	0	(2,488)	0	(2,488)	0	71,942	0	0	0	980	10/17/2030	1.A FE	
..78448Y-AB-7	SMB 2021-A 2A1 - ABS		03/15/2023	Paydown		115,275	115,275	113,316	114,250	0	1,025	0	1,025	0	115,275	0	0	0	1,020	01/15/2053	1.A FE	
..78449F-AC-5	SMB 2016-A A2B - ABS		03/15/2023	Paydown		23,199	23,199	23,279	24,106	0	(908)	0	(908)	0	23,199	0	0	0	225	05/15/2031	1.A FE	
..78450F-AA-5	SMB 2022-A APT - ABS		03/15/2023	Paydown		390,741	390,741	388,350	388,358	0	2,383	0	2,383	0	390,741	0	0	0	1,859	11/16/2054	1.A FE	
..78486Q-AH-4	SVB FINANCIAL GROUP		03/10/2023	GOLDMAN		586,500	1,725,000	1,722,982	1,723,428	0	55	0	55	0	1,723,483	0	(1,136,983)	(1,136,983)	0	05/15/2028	2.C FE	
..81747K-AA-1	SEMT 2021-1 A1 - CMO/RMBS		03/01/2023	Paydown		21,362	21,362	22,267	22,272	0	(910)	0	(910)	0	21,362	0	0	0	78	03/27/2051	1.A FE	
..83405Y-AA-0	SOFI 2021-A AFX - ABS		03/15/2023	Paydown		16,591	16,591	16,587	16,588	0	3	0	3	0	16,591	0	0	0	28	08/17/2043	1.A FE	
..8520RN-AD-2	SPRINTS 1A1 - RMBS		03/20/2023	Paydown		22,500	22,500	22,500	22,500	0	0	0	0	0	22,500	0	0	0	267	09/20/2029	2.A FE	
..85816V-AA-4	STCR 2017-1 A - CDO	C	01/17/2023	Paydown		1,111	1,111	1,111	1,111	0	0	0	0	0	1,111	0	0	0	15	10/15/2030	1.A FE	
..87166F-AD-5	SYNCHRONY BANK		03/31/2023	RBC CAPITAL MARKETS		5,524,022	5,900,000	5,893,864	5,894,544	0	491	0	491	0	5,895,036	0	(371,014)	(371,014)	195,480	08/23/2025	2.C FE	
..92329F-AP-2	VENTR XVIII AR - CDO		01/17/2023	Paydown		17,815	17,815	17,815	17,815	0	0	0	0	0	17,815	0	0	0	241	10/15/2029	1.A FE	
..92916Q-AA-0	VOYA 2017-4 A1 - CDO	C	01/17/2023	Paydown		23,601	23,601	23,601	23,601	0	0	0	0	0	23,601	0	0	0	314	10/15/2030	1.A FE	
1109999999	Subtotal - Bonds - Industrial and Miscellaneous (Unaffiliated)					40,357,711	46,805,043	47,418,254	46,847,614	207,655	(13,923)	0	193,732	0	47,041,347	0	(6,683,635)	(6,683,635)	776,476	XXX	XXX	
..78486Q-AP-6	SVB FINANCIAL GROUP		03/13/2023	GOLDMAN		203,250	4,065,000	4,065,000	2,666,838	1,398,162	0	0	1,398,162	0	4,065,000	0	(3,861,750)	(3,861,750)	43,191	12/29/2049	6. FE	
1309999999	Subtotal - Bonds - Hybrid Securities					203,250	4,065,000	4,065,000	2,666,838	1,398,162	0	0	1,398,162	0	4,065,000	0	(3,861,750)	(3,861,750)	43,191	XXX	XXX	
2509999997	Total - Bonds - Part 4					46,229,960	56,539,042	57,425,192	55,144,832	1,605,817	(222,814)	0	1,383,003	0	56,775,345	0	(10,545,385)	(10,545,385)	858,144	XXX	XXX	
2509999998	Total - Bonds - Part 5					XXX	XXX	XXX	XXX	XXX	XXX	XXX	XXX	XXX	XXX	XXX	XXX	XXX	XXX	XXX	XXX	XXX
2509999999	Total - Bonds					46,229,960	56,539,042	57,425,192	55,144,832	1,605,817	(222,814)	0	1,383,003	0	56,775,345	0	(10,545,385)	(10,545,385)	858,144	XXX	XXX	

E05.3

STATEMENT AS OF MARCH 31, 2023 OF THE Arcadian Health Plan, Inc.

**SCHEDULE D - PART 4**

Show All Long-Term Bonds and Stock Sold, Redeemed or Otherwise Disposed of During the Current Quarter

1	2	3	4	5	6	7	8	9	10	Change In Book/Adjusted Carrying Value					16	17	18	19	20	21	22	
										11	12	13	14	15								
CUSIP Identification	Description	Foreign	Disposal Date	Name of Purchaser	Number of Shares of Stock	Consideration	Par Value	Actual Cost	Prior Year Book/Adjusted Carrying Value	Unrealized Valuation Increase/(Decrease)	Current Year's (Amortization)/Accretion	Other Than Temporary Impairment Recognized	Total Change in Book/Adjusted Carrying Value (11 + 12 - 13)	Total Foreign Exchange Change in Book /Adjusted Carrying Value	Book/Adjusted Carrying Value at Disposal Date	Foreign Exchange Gain (Loss) on Disposal	Realized Gain (Loss) on Disposal	Total Gain (Loss) on Disposal	Bond Interest/Stock Dividends Received During Year	Stated Contractual Maturity Date	NAIC Designation, NAIC Designation Modifier and SVO Administrative Symbol	
4509999997. Total - Preferred Stocks - Part 4						0	XXX	0	0	0	0	0	0	0	0	0	0	0	0	0	XXX	XXX
4509999998. Total - Preferred Stocks - Part 5						XXX	XXX	XXX	XXX	XXX	XXX	XXX	XXX	XXX	XXX	XXX	XXX	XXX	XXX	XXX	XXX	XXX
4509999999. Total - Preferred Stocks						0	XXX	0	0	0	0	0	0	0	0	0	0	0	0	0	XXX	XXX
5989999997. Total - Common Stocks - Part 4						0	XXX	0	0	0	0	0	0	0	0	0	0	0	0	0	XXX	XXX
5989999998. Total - Common Stocks - Part 5						XXX	XXX	XXX	XXX	XXX	XXX	XXX	XXX	XXX	XXX	XXX	XXX	XXX	XXX	XXX	XXX	XXX
5989999999. Total - Common Stocks						0	XXX	0	0	0	0	0	0	0	0	0	0	0	0	0	XXX	XXX
5999999999. Total - Preferred and Common Stocks						0	XXX	0	0	0	0	0	0	0	0	0	0	0	0	0	XXX	XXX
6009999999 - Totals						46,229,960	XXX	57,425,192	55,144,832	1,605,817	(222,814)	0	1,383,003	0	56,775,345	0	(10,545,385)	(10,545,385)	858,144	XXX	XXX	

Schedule DB - Part A - Section 1 - Options, Caps, Floors, Collars, Swaps and Forwards Open

**N O N E**

Schedule DB - Part B - Section 1 - Futures Contracts Open

**N O N E**

Schedule DB - Part B - Section 1B - Brokers with whom cash deposits have been made

**N O N E**

Schedule DB - Part D - Section 1 - Counterparty Exposure for Derivative Instruments Open

**N O N E**

Schedule DB - Part D-Section 2 - Collateral for Derivative Instruments Open - Pledged By

**N O N E**

Schedule DB - Part D-Section 2 - Collateral for Derivative Instruments Open - Pledged To

**N O N E**

Schedule DB - Part E - Derivatives Hedging Variable Annuity Guarantees

**N O N E**

Schedule DL - Part 1 - Reinvested Collateral Assets Owned

**N O N E**

Schedule DL - Part 2 - Reinvested Collateral Assets Owned

**N O N E**



STATEMENT AS OF MARCH 31, 2023 OF THE Arcadian Health Plan, Inc.  
**SCHEDULE E - PART 2 - CASH EQUIVALENTS**

Show Investments Owned End of Current Quarter

1 CUSIP	2 Description	3 Code	4 Date Acquired	5 Rate of Interest	6 Maturity Date	7 Book/Adjusted Carrying Value	8 Amount of Interest Due and Accrued	9 Amount Received During Year
	UNITED STATES TREASURY		03/31/2023	0.000	04/11/2023	74,905,260	0	9,474
	UNITED STATES TREASURY		03/31/2023	0.000	04/25/2023	74,774,000	0	9,417
	UNITED STATES TREASURY		03/30/2023	0.000	04/06/2023	49,970,625	0	5,875
	UNITED STATES TREASURY		03/31/2023	0.000	04/04/2023	74,971,875	0	9,375
	UNITED STATES TREASURY		03/31/2023	0.000	04/17/2023	84,825,556	0	10,903
001999999	Subtotal - Bonds - U.S. Governments - Issuer Obligations					359,447,316	0	45,043
010999999	Total - U.S. Government Bonds					359,447,316	0	45,043
030999999	Total - All Other Government Bonds					0	0	0
050999999	Total - U.S. States, Territories and Possessions Bonds					0	0	0
070999999	Total - U.S. Political Subdivisions Bonds					0	0	0
	FEDERAL HOME LOAN BANKS		03/30/2023	0.000	04/05/2023	49,974,998	0	6,248
	FEDERAL HOME LOAN BANKS		03/31/2023	0.000	04/12/2023	49,931,322	0	6,239
	FEDERAL HOME LOAN BANKS		03/29/2023	0.000	04/14/2023	24,958,921	0	3,157
	FEDERAL HOME LOAN BANKS		03/30/2023	0.000	04/28/2023	74,745,734	0	9,401
	FEDERAL HOME LOAN BANKS		03/30/2023	0.000	05/25/2023	7,943,593	0	2,082
081999999	Subtotal - Bonds - U.S. Special Revenues - Issuer Obligations					207,554,568	0	27,127
090999999	Total - U.S. Special Revenues Bonds					207,554,568	0	27,127
	American Honda Finance Corporation		02/23/2023	0.000	04/21/2023	20,943,067	0	105,327
	American Honda Finance Corporation		03/06/2023	0.000	04/24/2023	7,874,865	0	28,414
	Applied Materials, Inc.		03/07/2023	0.000	05/09/2023	9,949,861	0	32,986
	Caterpillar Financial Services Corporati		03/31/2023	0.000	04/25/2023	49,840,000	0	6,667
	John Deere Canada ULC		03/03/2023	0.000	04/14/2023	2,096,421	0	7,985
	John Deere Canada ULC		03/27/2023	0.000	05/08/2023	7,959,300	0	5,500
	Dominion Energy, Inc.		03/02/2023	0.000	04/05/2023	14,991,867	0	61,000
	Duke Energy Corporation		02/23/2023	0.000	04/11/2023	1,697,719	0	8,439
	Emerson Electric Co.		03/30/2023	0.000	05/10/2023	22,879,154	0	6,197
	GlaxoSmithKline LLC		03/31/2023	0.000	04/19/2023	24,940,000	0	3,333
	The Hershey Company		03/20/2023	0.000	04/05/2023	14,992,083	0	23,750
	Koch Industries, Inc.		03/31/2023	0.000	04/03/2023	19,994,722	0	2,639
	Koch Industries, Inc.		03/31/2023	0.000	04/14/2023	29,947,783	0	4,017
	The Sherwin-Williams Company		02/15/2023	0.000	04/10/2023	14,981,738	0	91,313
	Tyson Foods, Inc.		03/22/2023	0.000	04/12/2023	14,974,792	0	22,917
	Waste Management, Inc.		03/31/2023	0.000	05/10/2023	21,878,450	0	3,117
101999999	Subtotal - Bonds - Industrial and Miscellaneous (Unaffiliated) - Issuer Obligations					279,941,821	0	413,599
110999999	Total - Industrial and Miscellaneous (Unaffiliated) Bonds					279,941,821	0	413,599
130999999	Total - Hybrid Securities					0	0	0
150999999	Total - Parent, Subsidiaries and Affiliates Bonds					0	0	0
190999999	Subtotal - Unaffiliated Bank Loans					0	0	0
241999999	Total - Issuer Obligations					846,943,706	0	485,769
242999999	Total - Residential Mortgage-Backed Securities					0	0	0
243999999	Total - Commercial Mortgage-Backed Securities					0	0	0
244999999	Total - Other Loan-Backed and Structured Securities					0	0	0
245999999	Total - SVO Identified Funds					0	0	0
246999999	Total - Affiliated Bank Loans					0	0	0
247999999	Total - Unaffiliated Bank Loans					0	0	0
250999999	Total Bonds					846,943,706	0	485,769
09248U-55-1	BLKPK LQ:TREAS INSTL		03/31/2023	4.460		22,086	84	17,587
09248U-71-8	BLKPK LQ:T-FUND INSTL		03/31/2023	4.680		69,423,725	108,731	0
31846V-54-2	FIRST AMER:TRS OBG Z	SD	03/02/2023			3,383	13	0
4812C2-23-9	JPMORGAN:US TRS+MM CAP		03/31/2023	4.670		192,826	0	6,232
820999999	Subtotal - Exempt Money Market Mutual Funds - as Identified by the SVO					69,642,020	108,827	23,820
31846V-20-3	FIRST AMER:GVT OBLG Y	SD	12/02/2022	4.350		1	0	0
94975P-40-5	ALLSPRING:GOVT MM I	SD	03/01/2023	4.640		459	2	5
830999999	Subtotal - All Other Money Market Mutual Funds					459	2	5
860999999	Total Cash Equivalents					916,586,184	108,829	509,593

E14