



QUARTERLY COMPLIANCE REPORT

STATE OF MAINE
WORKERS' COMPENSATION BOARD

First Quarter 2020
January 1, 2020 - March 31, 2020

Office of Monitoring, Audit &
Enforcement

John C. Rohde
Executive Director

27 State House Station
Augusta, Maine 04333-0027

**State of Maine
Workers' Compensation Board
Quarterly Compliance Report
First Quarter**

Table of Contents

1.	Executive Summary	Pages 1-2
2.	Lost Time First Report of Injury Filings	Page 3
3.	Initial Indemnity Payments	Page 4
4.	Initial Memorandum of Payment Filings	Page 5
5.	Initial Indemnity Notice of Controversy Filings	Page 6
6.	Wage Information	Page 7

Table of Charts

1.	Lost Time First Report of Injury Filings Timeliness Distribution	Page 3
2.	Lost Time First Report of Injury Filings Quarterly Compliance	Page 3
3.	Lost Time First Report of Injury Filings Compliance Trend	Page 3
4.	Initial Indemnity Payments Timeliness Distribution	Page 4
5.	Initial Indemnity Payments Quarterly Compliance	Page 4
6.	Initial Indemnity Payments Compliance Trend	Page 4
7.	Initial Memorandum of Payment Filings Timeliness Distribution	Page 5
8.	Initial Memorandum of Payment Filings Quarterly Compliance	Page 5
9.	Initial Memorandum of Payment Filings Compliance Trend	Page 5
10.	Initial Indemnity Notice of Controversy Filings Timeliness Distribution	Page 6
11.	Initial Indemnity Notice of Controversy Filings Quarterly Compliance	Page 6
12.	Initial Indemnity Notice of Controversy Filings Compliance Trend	Page 6
13.	Wage Statement Timeliness Distribution	Page 7
14.	Fringe Benefits Worksheet(s) Timeliness Distribution	Page 7

Appendices

A.	Insurance Group Compliance Lost Time FROI Filings and Initial Indemnity Payments	Pages A1-A13
B.	Insurance Group Compliance Initial MOP and Initial Indemnity NOC Filings	Pages B1-B13
C.	Insurance Group Compliance Wage Statements and Fringe Benefit Form Filings	Pages C1-C13

Executive Summary

On October 13, 2020, the Maine Workers' Compensation Board of Directors approved the 2020 First Quarter (January 1, 2020 – March 31, 2020) Compliance Report. This report represents the efforts of the Office of Monitoring, Audit and Enforcement and insurers, self-insurers, and third-party administrators (collectively "insurers").

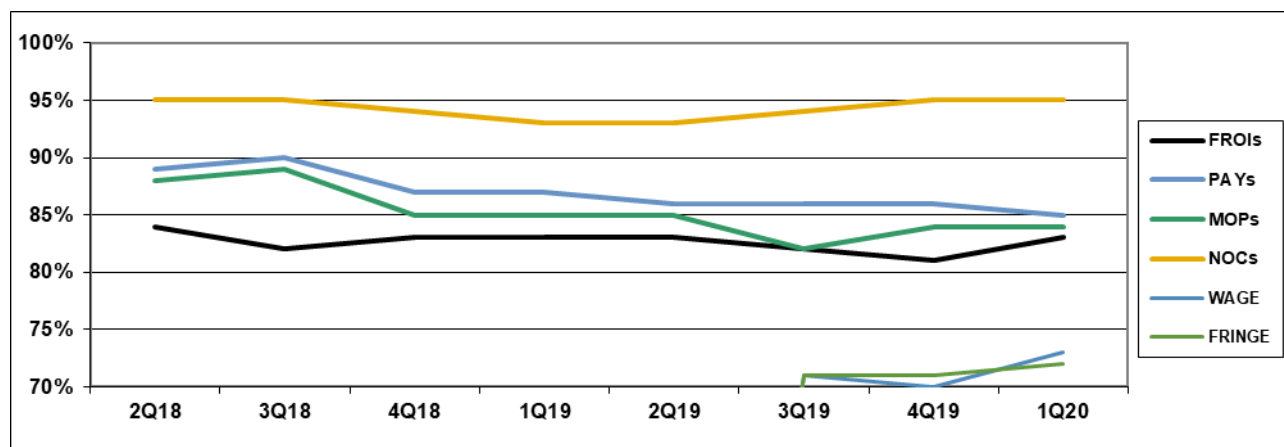
I. COMPLIANCE OVERVIEW

The Reconciliation Report was sent to 98 insurers on April 24, 2020; 72 responded, 9 were not required to respond and 17 did not respond.

The 1Q20 report represents results based upon data received by May 27, 2020. The results are:

	Number of Days	Benchmark	2Q18	3Q18	4Q18	1Q19	2Q19	3Q19	4Q19	1Q20
FROIs	7	85%	84%	82%	83%	83%	83%	82%	81%	83%
PAYs	14	87%	89%	90%	87%	87%	86%	86%	86%	85%
MOPs	17	85%	88%	89%	85%	85%	85%	82%	84%	84%
NOCs	14	90%	95%	95%	94%	93%	93%	94%	95%	95%
WAGE	30	75%	-	-	-	-	-	71%	70%	73%
FRINGE	30	75%	-	-	-	-	-	71%	71%	72%

Compliance Benchmark Tracking



II. CAVEATS & EXPLANATIONS

A. General

- Question marks (“?”) within this report indicate that the insurer did not provide all of the data required to measure compliance in that particular area.

B. Lost Time First Report of Injury (FROI) Filings

- Compliance with this benchmark exists when the FROI is filed (accepted EDI transaction, with or without errors) within 7 days after the employer receives notice or knowledge of an employee injury that has caused the employee to lose a day’s work.

C. Initial Indemnity Payments (PAYs)

- Compliance with this benchmark exists when the check is mailed within the later of (i) 14 days after the employer’s notice or knowledge of incapacity or (ii) the first day of compensability plus 6 days.
- If an employer continues to pay the employee’s salary, payments are deemed timely for purposes of compliance if made consistent with the employer’s usual payroll practice.

D. Initial Memorandum of Payment (MOP) Filings

- Compliance with this benchmark exists when the MOP is received within 17 days of the employer’s notice or knowledge of incapacity.

E. Initial Indemnity Notice of Controversy (NOC) Filings

- Compliance with this benchmark exists when the NOC is filed (accepted EDI transaction, with or without errors) within 14 days after the employer receives notice or knowledge of the incapacity or death. Measurement excludes filings submitted with full denial reason codes 3A-3H (No Coverage).

F. Wage Information

- Compliance with the benchmark (WCB-2 and WCB-2B forms) exists when the wage information is filed within 30 days of the employer receiving notice or knowledge of incapacity.

III. COMPLETED AUDITS

The Board conducts compliance audits of insurers to ensure that all obligations under the Workers’ Compensation Act are met. The functions of the audit program include, but are not limited to: ensuring that all reporting requirements of the Board are met, auditing the timeliness of benefit payments, auditing the accuracy of indemnity payments, evaluating claims-handling techniques, and determining whether claims are unreasonably contested.

The following had an audit completed in the 1Q20

Auditee (alpha order)	Total Penalties
National Interstate Insurance Group	\$6,900.00

LOST TIME FIRST REPORT OF INJURY FILINGS

Chart 1: Timeliness Distribution

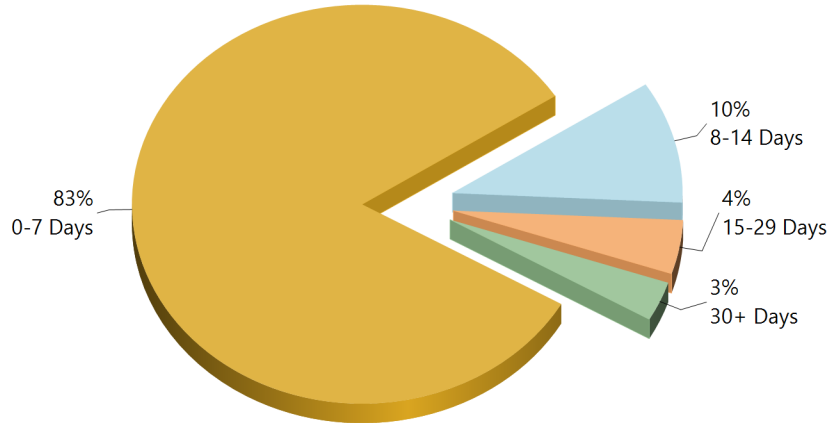


Table 1: Received Within

0-7 Days	2,624	83%
8-14 Days	315	10%
15-29 Days	139	4%
30+ Days	102	3%
? Days	0	0%
Total	3,180	100%

*The percentages may not always add to 100% due to rounding

Chart 2: Quarterly Compliance

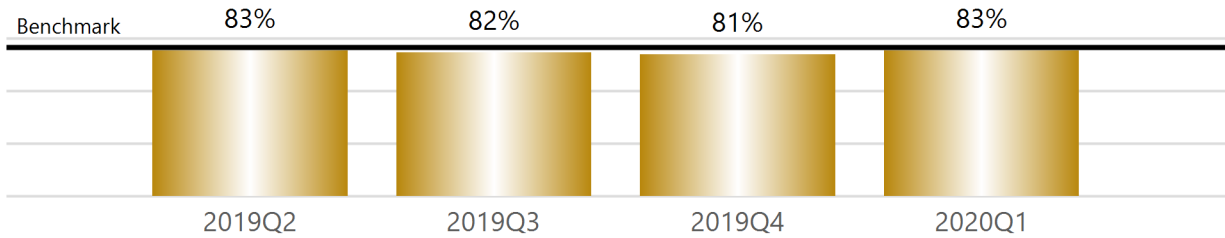
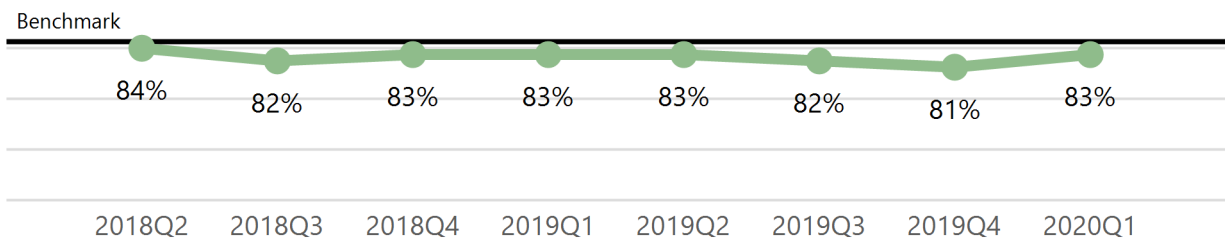


Chart 3: Compliance Trend



INITIAL INDEMNITY PAYMENTS

Chart 4: Timeliness Distribution

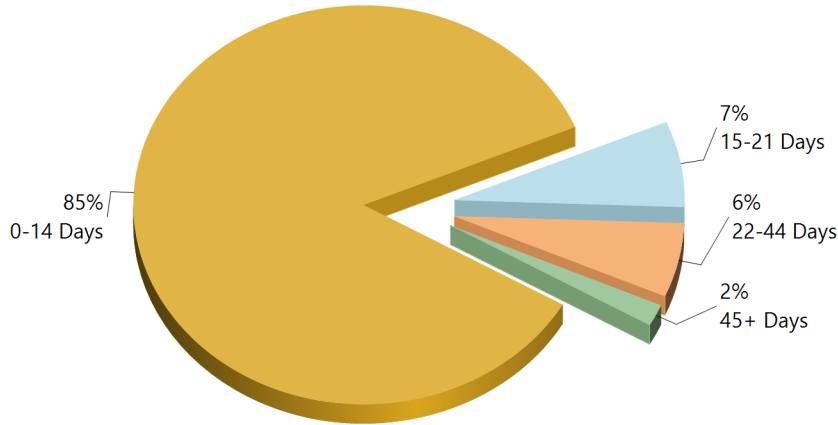


Table 2: Made Within

0-14 Days	822	85%
15-21 Days	67	7%
22-44 Days	58	6%
45+ Days	17	2%
? Days	1	0%
Total	965	100%

*The percentages may not always add to 100% due to rounding

Initial indemnity payments are monitored to ensure that payments are initiated within the time limits established in Section 205. As a result of these efforts, \$23,400 was issued to claimants in penalties and there is another \$7,150 in penalties awaiting resolution.

Chart 5: Quarterly Compliance

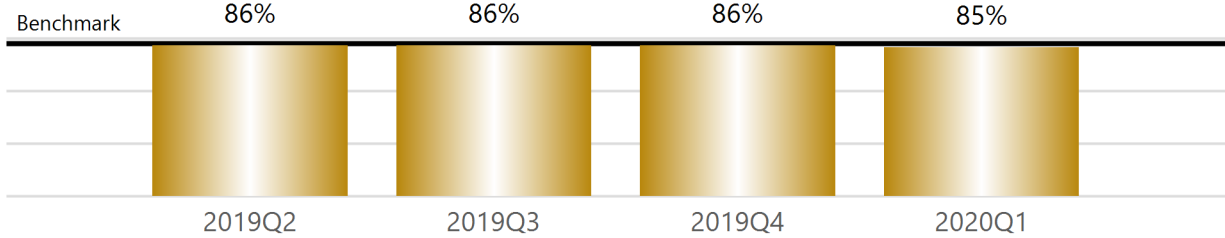
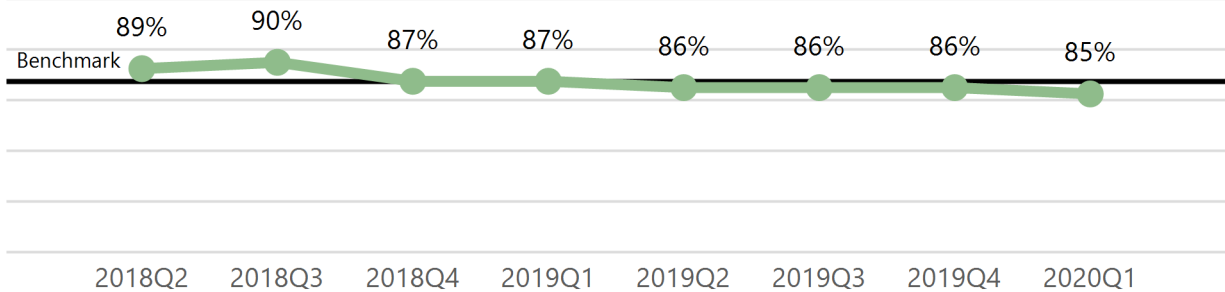


Chart 6: Compliance Trend



INITIAL MEMORANDUM OF PAYMENT FILINGS

Chart 7: Timeliness Distribution

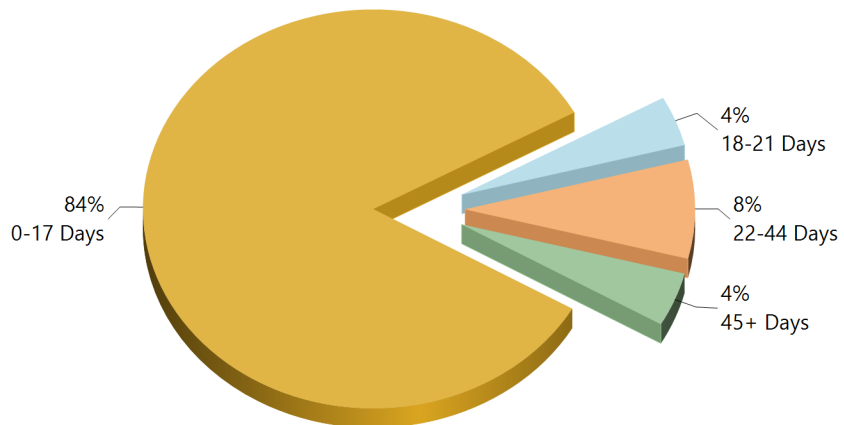


Table 3: Received Within

0-17 Days	806	84%
18-21 Days	39	4%
22-44 Days	77	8%
45+ Days	42	4%
? Days	1	0%
Total	965	100%

*The percentages may not always add to 100% due to rounding

Chart 8: Quarterly Compliance

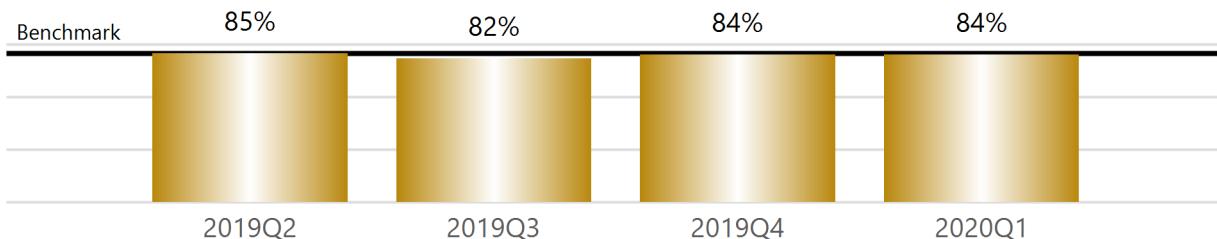
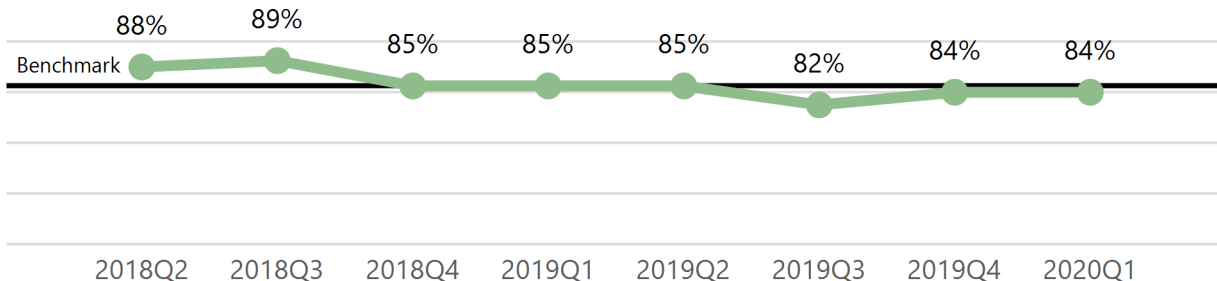


Chart 9: Compliance Trend



INITIAL INDEMNITY NOTICE OF CONTROVERSY FILINGS

Chart 10: Timeliness Distribution

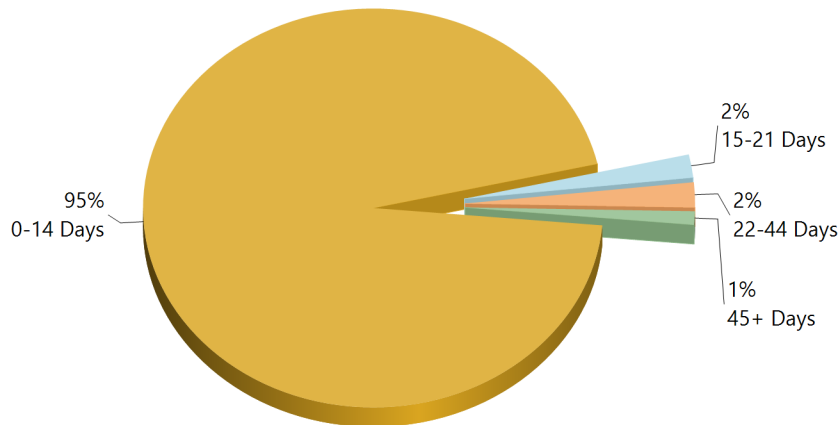


Table 4: Received Within

0-14 Days	614	95%
15-21 Days	12	2%
22-44 Days	13	2%
45+ Days	7	1%
? Days	0	0%
Total	646	100%

*The percentages may not always add to 100% due to rounding

Chart 11: Quarterly Compliance

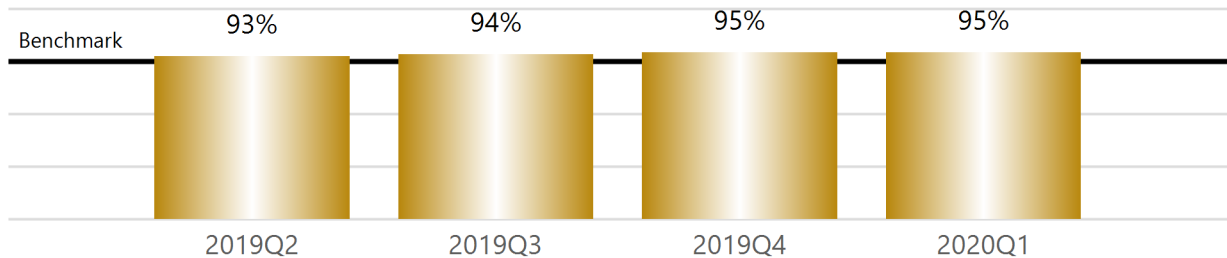
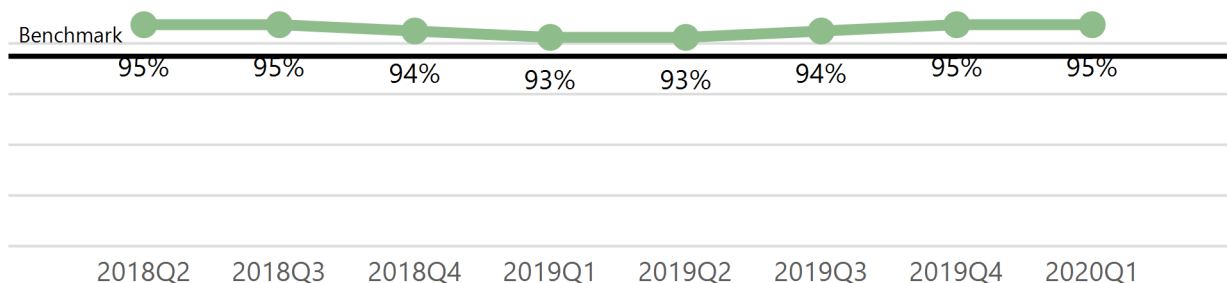


Chart 12: Compliance Trend



WAGE INFORMATION

Wage information (WCB-2 and WCB-2B forms) must be filed within 30 days of an employer's notice or knowledge of a claim for compensation (Title 39-A M.R.S.A. Section 303). This includes both compensated and controverted claims where a claim for compensation has been made.

Chart 13: Wage Statements Due Distribution

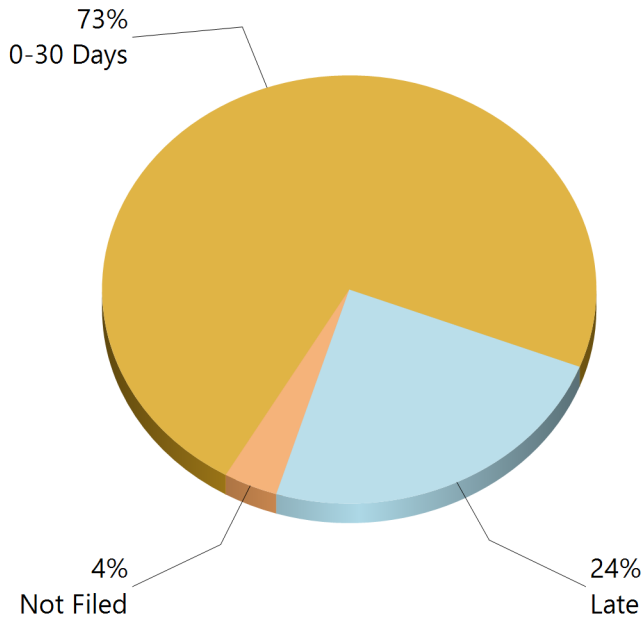


Table 5: Wage Statements Due

0-30 Days	1,448	73%
Late	477	24%
Not Filed	71	4%
Total	1,996	100%

Wage Statement(s) Received: 1,391 (81%) of the 1,710 Wage Statement(s) that were received this quarter were filed timely, 319 (19%) were filed late.

Chart 14: Fringe Benefit Worksheets Due Distribution

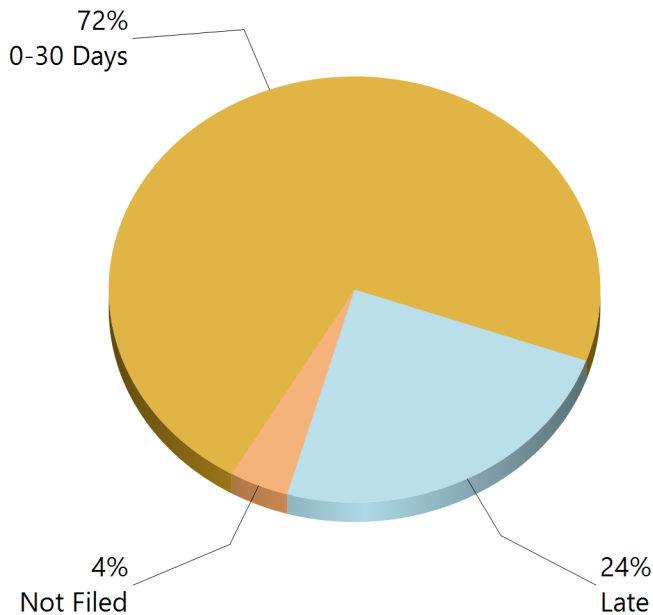


Table 6: Fringe Worksheets Due

0-30 Days	1,439	72%
Late	479	24%
Not Filed	78	4%
Total	1,996	100%

Fringe Benefit Worksheet(s) Received: 1,383 (82%) of the 1,692 Fringe Benefit Worksheet(s) received this quarter were filed timely, 309 (18%) were filed late.

Appendix A

**Insurance Group Compliance
Lost Time FROI Filings and
Initial Indemnity Payments
First Quarter 2020
1/1/2020-3/31/2020**

INSURANCE GROUP COMPLIANCE

Lost Time FROI and Initial Indemnity Payments

First Quarter

1/1/2020 - 3/31/2020

Insurance Company	Total Lost Time FROIs Filed	Lost Time FROIs Filed Timely	Compliance Percentage	Total Initial Indemnity Payments Made	Initial Indemnity Payments Made Timely	Compliance Percentage	
ACADIA INSURANCE	FROIs Filed	Timely FROIs	Compliance	Payments Made	Timely Payments	Compliance	
CA010 ACADIA INSURANCE	66	50	76%	25	19	76%	
Total	66	50	76% ▼	25	19	76% ▼	
ACADIA INSURANCE Group Total	66	50	76% ▼	25	19	76% ▼	
AIG INSURANCE	FROIs Filed	Timely FROIs	Compliance	Payments Made	Timely Payments	Compliance	
CA015 AIG CLAIMS, INC	11	10	91%	4	4	100%	
Total	11	10	91% ▲	4	4	100% ▲	
AIG INSURANCE TPA Administered Claims	No Filings	No Filings	No Filings	No Filings	No Filings	No Filings	
CA040 BROADSPIRE SERVICES	1	1	100%	No Filings	No Filings	No Filings	
CA116 CORVEL ENTERPRISE COMP	7	5	71%	8	4	50%	
CA160 ESIS	45	39	87%	11	9	82%	
CA190 GALLAGHER BASSETT SERVICES	30	26	87%	6	6	100%	
CA300 SEDGWICK CLAIMS MANAGEMENT SERVICES	TPA Total	83	71	86% ▲	25	19	76% ▼
TPA Total	83	71	86% ▲	25	19	76% ▼	
AIG INSURANCE Group Total	94	81	86% ▲	29	23	79% ▼	
AIM MUTUAL GROUP	FROIs Filed	Timely FROIs	Compliance	Payments Made	Timely Payments	Compliance	
CA472 AIM MUTUAL INSURANCE	1	1	100%	1	0	0%	
Total	1	1	100% ▲	1	0	0% ▼	
AIM MUTUAL GROUP Group Total	1	1	100% ▲	1	0	0% ▼	
AMTRUST INSURANCE	FROIs Filed	Timely FROIs	Compliance	Payments Made	Timely Payments	Compliance	
CA342 TECHNOLOGY INSURANCE	9	4	44%	4	3	75%	
CA381 WESCO INSURANCE	12	3	25%	4	3	75%	
Total	21	7	33% ▼	8	6	75% ▼	
AMTRUST INSURANCE Group Total	21	7	33% ▼	8	6	75% ▼	
ARCH INSURANCE	FROIs Filed	Timely FROIs	Compliance	Payments Made	Timely Payments	Compliance	
ARCH INSURANCE	*	*	*	*	*	*	
Total	*	*	*	*	*	*	
ARCH INSURANCE TPA Administered Claims	7	7	100%	1	0	0%	
CA040 BROADSPIRE SERVICES	2	0	0%	2	0	0%	
CA116 CORVEL ENTERPRISE COMP	2	2	100%	1	1	100%	
CA117 COTTINGHAM & BUTLER CLAIMS SERVICES	1	1	100%	No Filings	No Filings	No Filings	
CA160 ESIS	6	3	50%	3	0	0%	
CA190 GALLAGHER BASSETT SERVICES	3	2	67%	No Filings	No Filings	No Filings	
CA340 YORK RISK SERVICES	TPA Total	21	15	71% ▼	7	1	14% ▼
TPA Total	21	15	71% ▼	7	1	14% ▼	
ARCH INSURANCE Group Total	21	15	71% ▼	7	1	14% ▼	

Maine Workers' Compensation Board
 Lost Time FROI Filing Benchmark: 85%
 Initial Indemnity Payment Benchmark: 87%

▲ Indicates benchmark met or exceeded
 ▼ Indicates benchmark not met

INSURANCE GROUP COMPLIANCE

Lost Time FROI and Initial Indemnity Payments

First Quarter

1/1/2020 - 3/31/2020

Insurance Company	Total Lost Time FROIs Filed	Lost Time FROIs Filed Timely	Compliance Percentage	Total Initial Indemnity Payments Made	Initial Indemnity Payments Made Timely	Compliance Percentage
BATH IRON WORKS	FROIs Filed	Timely FROIs	Compliance	Payments Made	Timely Payments	Compliance
CA036 BATH IRON WORKS	17	17	100%	12	12	100%
Total	17	17	100% ▲	12	12	100% ▲
BATH IRON WORKS Group Total	17	17	100% ▲	12	12	100% ▲
BERKSHIRE HATHAWAY INSURANCE	FROIs Filed	Timely FROIs	Compliance	Payments Made	Timely Payments	Compliance
CA114 BERKSHIRE HATHAWAY HOMESTATE INSURANCE	2	0	0%	2	1	50%
Total	2	0	0% ▼	2	1	50% ▼
BERKSHIRE HATHAWAY INSURANCE Group Total	2	0	0% ▼	2	1	50% ▼
BROADSPIRE SERVICES	FROIs Filed	Timely FROIs	Compliance	Payments Made	Timely Payments	Compliance
CA040 BROADSPIRE SERVICES	23	19	83%	4	1	25%
Total	23	19	83% ▼	4	1	25% ▼
BROADSPIRE SERVICES Group Total	23	19	83% ▼	4	1	25% ▼
CANNON COCHRAN MANAGEMENT SERVICES	FROIs Filed	Timely FROIs	Compliance	Payments Made	Timely Payments	Compliance
CA070 CANNON COCHRAN MANAGEMENT SERVICES	57	39	68%	18	16	89%
Total	57	39	68% ▼	18	16	89% ▲
CANNON COCHRAN MANAGEMENT SERVICES Group Total	57	39	68% ▼	18	16	89% ▲
CHEROKEE INSURANCE	FROIs Filed	Timely FROIs	Compliance	Payments Made	Timely Payments	Compliance
CA044 CHEROKEE INSURANCE	1	1	100%	1	1	100%
Total	1	1	100% ▲	1	1	100% ▲
CHEROKEE INSURANCE Group Total	1	1	100% ▲	1	1	100% ▲
CHESTERFIELD SERVICES	FROIs Filed	Timely FROIs	Compliance	Payments Made	Timely Payments	Compliance
CA080 CHESTERFIELD SERVICES	2	0	0%	2	1	50%
Total	2	0	0% ▼	2	1	50% ▼
CHESTERFIELD SERVICES Group Total	2	0	0% ▼	2	1	50% ▼

INSURANCE GROUP COMPLIANCE
 Lost Time FROI and Initial Indemnity Payments
 First Quarter
 1/1/2020 - 3/31/2020

Insurance Company	Total Lost Time FROIs Filed	Lost Time FROIs Filed Timely	Compliance Percentage	Total Initial Indemnity Payments Made	Initial Indemnity Payments Made Timely	Compliance Percentage
CHUBB INSURANCE	FROIs Filed	Timely FROIs	Compliance	Payments Made	Timely Payments	Compliance
ACE AMERICAN INSURANCE COMPANY	*	*	*	*	*	*
ACE INSURANCE	*	*	*	*	*	*
CA046 CHUBB INSURANCE	*	*	*	*	*	*
CA090 FEDERAL INSURANCE	*	*	*	*	*	*
INDEMNITY INS CO OF NORTH AMERICA	*	*	*	*	*	*
PACIFIC INDEMNITY CO	*	*	*	*	*	*
Total	*	*	*	*	*	*
CHUBB INSURANCE TPA Administered Claims						
CA040 BROADSPIRE SERVICES	1	1	100%	No Filings	No Filings	No Filings
CA070 CANNON COCHRAN MANAGEMENT SERVICES	1	1	100%	No Filings	No Filings	No Filings
CA110 CONSTITUTION STATE SERVICES	11	10	91%	5	4	80%
CA116 CORVEL ENTERPRISE COMP	4	1	25%	1	1	100%
CA160 ESIS	18	10	56%	7	5	71%
CA190 GALLAGHER BASSETT SERVICES	25	19	76%	7	6	86%
CA300 SEDGWICK CLAIMS MANAGEMENT SERVICES	66	60	91%	21	18	86%
CA340 YORK RISK SERVICES	2	2	100%	No Filings	No Filings	No Filings
TPA Total	128	104	81% ▼	41	34	83% ▼
CHUBB INSURANCE Group Total	128	104	81% ▼	41	34	83% ▼
CHURCH MUTUAL INSURANCE	FROIs Filed	Timely FROIs	Compliance	Payments Made	Timely Payments	Compliance
CA084 CHURCH MUTUAL INSURANCE	1	0	0%	1	1	100%
Total	1	0	0% ▼	1	1	100% ▲
CHURCH MUTUAL INSURANCE Group Total	1	0	0% ▼	1	1	100% ▲
CNA INSURANCE	FROIs Filed	Timely FROIs	Compliance	Payments Made	Timely Payments	Compliance
CA017 AMERICAN CASUALTY COMPANY OF READING PA	1	0	0%	1	1	100%
CA050 CONTINENTAL CASUALTY	1	0	0%	1	1	100%
CA271 NATIONAL FIRE INSURANCE	1	0	0%	1	1	100%
CA087 THE CONTINENTAL INSURANCE	1	1	100%	No Filings	No Filings	No Filings
CA329 VALLEY FORGE INSURANCE COMPANY	1	0	0%	No Filings	No Filings	No Filings
Total	5	1	20% ▼	3	3	100% ▲
CNA INSURANCE Group Total	5	1	20% ▼	3	3	100% ▲
CONSTITUTION STATE SERVICES	FROIs Filed	Timely FROIs	Compliance	Payments Made	Timely Payments	Compliance
CA110 CONSTITUTION STATE SERVICES	11	10	91%	5	4	80%
Total	11	10	91% ▲	5	4	80% ▼
CONSTITUTION STATE SERVICES Group Total	11	10	91% ▲	5	4	80% ▼

Maine Workers' Compensation Board
 Lost Time FROI Filing Benchmark: 85%
 Initial Indemnity Payment Benchmark: 87%

▲ Indicates benchmark met or exceeded
 ▼ Indicates benchmark not met

INSURANCE GROUP COMPLIANCE

Lost Time FROI and Initial Indemnity Payments

First Quarter

1/1/2020 - 3/31/2020

Insurance Company	Total Lost Time FROIs Filed	Lost Time FROIs Filed Timely	Compliance Percentage	Total Initial Indemnity Payments Made	Initial Indemnity Payments Made Timely	Compliance Percentage
CORVEL ENTERPRISE COMP	FROIs Filed	Timely FROIs	Compliance	Payments Made	Timely Payments	Compliance
CA116 CORVEL ENTERPRISE COMP	17	4	24%	5	1	20%
Total	17	4	24% ▼	5	1	20% ▼
CORVEL ENTERPRISE COMP Group Total						
	17	4	24% ▼	5	1	20% ▼
COTTINGHAM & BUTLER CLAIMS SERVICES	FROIs Filed	Timely FROIs	Compliance	Payments Made	Timely Payments	Compliance
CA117 COTTINGHAM & BUTLER CLAIMS SERVICES	2	2	100%	1	1	100%
Total	2	2	100% ▲	1	1	100% ▲
COTTINGHAM & BUTLER CLAIMS SERVICES Group Total						
	2	2	100% ▲	1	1	100% ▲
CROSS INSURANCE	FROIs Filed	Timely FROIs	Compliance	Payments Made	Timely Payments	Compliance
CA093 CROSS INSURANCE	279	264	95%	40	38	95%
Total	279	264	95% ▲	40	38	95% ▲
CROSS INSURANCE Group Total						
	279	264	95% ▲	40	38	95% ▲
EASTERN ALLIANCE INSURANCE	FROIs Filed	Timely FROIs	Compliance	Payments Made	Timely Payments	Compliance
CA141 EASTERN ALLIANCE INSURANCE	60	51	85%	32	30	94%
Total	60	51	85% ▲	32	30	94% ▲
EASTERN ALLIANCE INSURANCE Group Total						
	60	51	85% ▲	32	30	94% ▲
ELECTRIC INSURANCE	FROIs Filed	Timely FROIs	Compliance	Payments Made	Timely Payments	Compliance
CA150 ELECTRIC INSURANCE	*	*	*	*	*	*
Total	*	*	*	*	*	*
ELECTRIC INSURANCE TPA Administered Claims	FROIs Filed	Timely FROIs	Compliance	Payments Made	Timely Payments	Compliance
CA300 SEDGWICK CLAIMS MANAGEMENT SERVICES	2	2	100%	2	2	100%
TPA Total	2	2	100% ▲	2	2	100% ▲
ELECTRIC INSURANCE Group Total						
	2	2	100% ▲	2	2	100% ▲
EMPLOYERS HOLDING INSURANCE	FROIs Filed	Timely FROIs	Compliance	Payments Made	Timely Payments	Compliance
CA480 EMPLOYERS ASSURANCE COMPANY	*	*	*	*	*	*
CA481 EMPLOYERS COMPENSATION INSURANCE	*	*	*	*	*	*
CA479 EMPLOYERS PREFERRED INSURANCE	*	*	*	*	*	*
Total	*	*	*	*	*	*
EMPLOYERS HOLDING INSURANCE TPA Administered Claims	FROIs Filed	Timely FROIs	Compliance	Payments Made	Timely Payments	Compliance
CA040 BROADSPIRE SERVICES	3	3	100%	1	1	100%
TPA Total	3	3	100% ▲	1	1	100% ▲
EMPLOYERS HOLDING INSURANCE Group Total						
	3	3	100% ▲	1	1	100% ▲

Maine Workers' Compensation Board

Lost Time FROI Filing Benchmark: 85%

Initial Indemnity Payment Benchmark: 87%

▲ Indicates benchmark met or exceeded

▼ Indicates benchmark not met

INSURANCE GROUP COMPLIANCE

Lost Time FROI and Initial Indemnity Payments

First Quarter

1/1/2020 - 3/31/2020

Insurance Company	Total Lost Time FROIs Filed	Lost Time FROIs Filed Timely	Compliance Percentage	Total Initial Indemnity Payments Made	Initial Indemnity Payments Made Timely	Compliance Percentage
ESIS	FROIs Filed	Timely FROIs	Compliance	Payments Made	Timely Payments	Compliance
CA160 ESIS	39	24	62%	19	12	63%
Total	39	24	62% ▼	19	12	63% ▼
ESIS Group Total	39	24	62% ▼	19	12	63% ▼
EVEREST REINS HOLDINGS GROUP	FROIs Filed	Timely FROIs	Compliance	Payments Made	Timely Payments	Compliance
EVEREST REINS HOLDINGS	*	*	*	*	*	*
Total	*	*	*	*	*	*
EVEREST REINS HOLDINGS GROUP TPA Administered Claims						
CA040 BROADSPIRE SERVICES	1	1	100%	No Filings	No Filings	No Filings
CA300 SEDGWICK CLAIMS MANAGEMENT SERVICES	3	3	100%	No Filings	No Filings	No Filings
TPA Total	4	4	100% ▲	No Filings	No Filings	No Filings
EVEREST REINS HOLDINGS GROUP Group Total	4	4	100% ▲	No Filings	No Filings	No Filings
FEDERATED MUTUAL INSURANCE	FROIs Filed	Timely FROIs	Compliance	Payments Made	Timely Payments	Compliance
CA091 FEDERATED MUTUAL INSURANCE	10	4	40%	8	6	75%
CA439 FEDERATED RESERVE	1	0	0%	1	1	100%
CA092 FEDERATED SERVICE INSURANCE	1	1	100%	1	1	100%
Total	12	5	42% ▼	10	8	80% ▼
FEDERATED MUTUAL INSURANCE Group Total	12	5	42% ▼	10	8	80% ▼
FRANKENMUTH INSURANCE	FROIs Filed	Timely FROIs	Compliance	Payments Made	Timely Payments	Compliance
CA274 PATRIOT INSURANCE	No Filings	No Filings	No Filings	1	1	100%
Total	No Filings	No Filings	No Filings	1	1	100% ▲
FRANKENMUTH INSURANCE Group Total	No Filings	No Filings	No Filings	1	1	100% ▲
FUTURECOMP	FROIs Filed	Timely FROIs	Compliance	Payments Made	Timely Payments	Compliance
CA175 FUTURECOMP	31	30	97%	14	14	100%
Total	31	30	97% ▲	14	14	100% ▲
FUTURECOMP Group Total	31	30	97% ▲	14	14	100% ▲
GALLAGHER BASSETT SERVICES	FROIs Filed	Timely FROIs	Compliance	Payments Made	Timely Payments	Compliance
CA190 GALLAGHER BASSETT SERVICES	132	96	73%	48	36	75%
Total	132	96	73% ▼	48	36	75% ▼
GALLAGHER BASSETT SERVICES Group Total	132	96	73% ▼	48	36	75% ▼

INSURANCE GROUP COMPLIANCE

Lost Time FROI and Initial Indemnity Payments

First Quarter

1/1/2020 - 3/31/2020

Insurance Company	Total Lost Time FROIs Filed	Lost Time FROIs Filed Timely	Compliance Percentage	Total Initial Indemnity Payments Made	Initial Indemnity Payments Made Timely	Compliance Percentage
GREAT AMERICAN INSURANCE	FROIs Filed	Timely FROIs	Compliance	Payments Made	Timely Payments	Compliance
CA193 GREAT AMERICAN INSURANCE	1	1	100%	No Filings	No Filings	No Filings
Total	1	1	100% ▲	No Filings	No Filings	No Filings
GREAT AMERICAN INSURANCE TPA Administered Claims						
CA323 THE AMERICAN EQUITY UNDERWRITERS	2	2	100%	No Filings	No Filings	No Filings
TPA Total	2	2	100% ▲	No Filings	No Filings	No Filings
GREAT AMERICAN INSURANCE Group Total	3	3	100% ▲	No Filings	No Filings	No Filings
GREAT WEST INSURANCE	FROIs Filed	Timely FROIs	Compliance	Payments Made	Timely Payments	Compliance
CA196 GREAT WEST INSURANCE	3	0	0%	3	3	100%
Total	3	0	0% ▼	3	3	100% ▲
GREAT WEST INSURANCE Group Total	3	0	0% ▼	3	3	100% ▲
GUARD INSURANCE	FROIs Filed	Timely FROIs	Compliance	Payments Made	Timely Payments	Compliance
CA019 AMGUARD INSURANCE	5	1	20%	2	2	100%
CA140 EASTGUARD INSURANCE	5	3	60%	2	1	50%
CA272 NORGUARD INSURANCE	5	4	80%	1	1	100%
Total	15	8	53% ▼	5	4	80% ▼
GUARD INSURANCE Group Total	15	8	53% ▼	5	4	80% ▼
HANNAFORD BROTHERS	FROIs Filed	Timely FROIs	Compliance	Payments Made	Timely Payments	Compliance
CA201 HANNAFORD BROTHERS	49	22	45%	29	20	69%
Total	49	22	45% ▼	29	20	69% ▼
HANNAFORD BROTHERS Group Total	49	22	45% ▼	29	20	69% ▼
HANOVER INSURANCE	FROIs Filed	Timely FROIs	Compliance	Payments Made	Timely Payments	Compliance
CA430 ALLMERICA FINANCIAL ALLIANCE	1	1	100%	1	1	100%
CA428 ALLMERICA FINANCIAL BENEFIT INSURANCE	1	0	0%	1	0	0%
CA048 CITIZENS INSURANCE COMPANY OF AMERICA	3	2	67%	1	1	100%
CA429 HANOVER AMERICAN INSURANCE	1	1	100%	No Filings	No Filings	No Filings
CA202 HANOVER INSURANCE	4	3	75%	3	3	100%
CA228 MASSACHUSETTS BAY INSURANCE	1	0	0%	No Filings	No Filings	No Filings
Total	11	7	64% ▼	6	5	83% ▼
HANOVER INSURANCE Group Total	11	7	64% ▼	6	5	83% ▼

INSURANCE GROUP COMPLIANCE
 Lost Time FROI and Initial Indemnity Payments
 First Quarter
 1/1/2020 - 3/31/2020

Insurance Company	Total Lost Time FROIs Filed	Lost Time FROIs Filed Timely	Compliance Percentage	Total Initial Indemnity Payments Made	Initial Indemnity Payments Made Timely	Compliance Percentage
HARTFORD INSURANCE	FROIs Filed	Timely FROIs	Compliance	Payments Made	Timely Payments	Compliance
CA188 HARTFORD ACCIDENT & INDEMNITY	2	2	100%	1	1	100%
CA185 HARTFORD CASUALTY INSURANCE	4	4	100%	2	2	100%
CA203 HARTFORD FIRE INSURANCE	5	3	60%	2	2	100%
CA186 HARTFORD INSURANCE COMPANY OF THE MIDWEST	2	2	100%	1	1	100%
CA187 HARTFORD UNDERWRITERS INSURANCE	4	3	75%	1	0	0%
CA288 PROPERTY & CASUALTY INSURANCE COMPANY OF HARTFORD	6	4	67%	4	4	100%
CA296 SENTINEL INSURANCE	2	2	100%	2	2	100%
CA319 TRUMBULL INSURANCE	2	1	50%	1	1	100%
CA321 TWIN CITY FIRE INSURANCE	3	2	67%	3	3	100%
Total	30	23	77% ▼	17	16	94% ▲
HARTFORD INSURANCE TPA Administered Claims						
CA070 CANNON COCHRAN MANAGEMENT SERVICES	3	1	33%	No Filings	No Filings	No Filings
CA116 CORVEL ENTERPRISE COMP	1	1	100%	No Filings	No Filings	No Filings
CA190 GALLAGHER BASSETT SERVICES	1	0	0%	No Filings	No Filings	No Filings
CA300 SEDGWICK CLAIMS MANAGEMENT SERVICES	2	2	100%	1	1	100%
TPA Total	7	4	57% ▼	1	1	100% ▲
HARTFORD INSURANCE Group Total	37	27	73% ▼	18	17	94% ▲
HELMSMAN MANAGEMENT SERVICES	FROIs Filed	Timely FROIs	Compliance	Payments Made	Timely Payments	Compliance
CA204 HELMSMAN MANAGEMENT SERVICES	7	6	86%	No Filings	No Filings	No Filings
Total	7	6	86% ▲	No Filings	No Filings	No Filings
HELMSMAN MANAGEMENT SERVICES Group Total	7	6	86% ▲	No Filings	No Filings	No Filings
LIBERTY MUTUAL INSURANCE	FROIs Filed	Timely FROIs	Compliance	Payments Made	Timely Payments	Compliance
CA003 AMERICAN FIRE & CASUALTY INSURANCE	1	1	100%	1	1	100%
CA380 EMPLOYERS INSURANCE OF WAUSAU	2	1	50%	2	2	100%
CA210 LIBERTY MUTUAL INSURANCE	55	36	65%	28	18	64%
CA406 OHIO CASUALTY INSURANCE	1	0	0%	No Filings	No Filings	No Filings
CA407 OHIO SECURITY INSURANCE	6	3	50%	2	2	100%
CA408 WEST AMERICAN INSURANCE	3	2	67%	2	1	50%
Total	68	43	63% ▼	35	24	69% ▼
LIBERTY MUTUAL INSURANCE Group Total	68	43	63% ▼	35	24	69% ▼
MAINE AUTOMOBILE DEALERS ASSOCIATION	FROIs Filed	Timely FROIs	Compliance	Payments Made	Timely Payments	Compliance
CA220 MAINE AUTOMOBILE DEALERS ASSOCIATION	34	29	85%	10	0	0%
Total	34	29	85% ▲	10	0	0% ▼
MAINE AUTOMOBILE DEALERS ASSOCIATION Group Total	34	29	85% ▲	10	0	0% ▼

Maine Workers' Compensation Board
 Lost Time FROI Filing Benchmark: 85%
 Initial Indemnity Payment Benchmark: 87%

▲ Indicates benchmark met or exceeded
 ▼ Indicates benchmark not met

INSURANCE GROUP COMPLIANCE

Lost Time FROI and Initial Indemnity Payments

First Quarter

1/1/2020 - 3/31/2020

Insurance Company	Total Lost Time FROIs Filed	Lost Time FROIs Filed Timely	Compliance Percentage	Total Initial Indemnity Payments Made	Initial Indemnity Payments Made Timely	Compliance Percentage
MAINE EMPLOYERS' MUTUAL INSURANCE	FROIs Filed	Timely FROIs	Compliance	Payments Made	Timely Payments	Compliance
CA260 MAINE EMPLOYERS' MUTUAL INSURANCE	1035	854	83%	309	275	89%
Total	1035	854	83% ▼	309	275	89% ▲
MAINE EMPLOYERS' MUTUAL INSURANCE TPA Administered Claims						
CA116 CORVEL ENTERPRISE COMP	2	0	0%	No Filings	No Filings	No Filings
TPA Total	2	0	0% ▼	No Filings	No Filings	No Filings
MAINE EMPLOYERS' MUTUAL INSURANCE Group Total	1037	854	82% ▼	309	275	89% ▲
MAINE HEALTHCARE ASSOCIATION	FROIs Filed	Timely FROIs	Compliance	Payments Made	Timely Payments	Compliance
CA234 MAINE HEALTHCARE ASSOCIATION	20	19	95%	3	3	100%
Total	20	19	95% ▲	3	3	100% ▲
MAINE HEALTHCARE ASSOCIATION Group Total	20	19	95% ▲	3	3	100% ▲
MAINE MOTOR TRANSPORT ASSOCIATION	FROIs Filed	Timely FROIs	Compliance	Payments Made	Timely Payments	Compliance
CA230 MAINE MOTOR TRANSPORT ASSOCIATION	40	38	95%	6	6	100%
Total	40	38	95% ▲	6	6	100% ▲
MAINE MOTOR TRANSPORT ASSOCIATION Group Total	40	38	95% ▲	6	6	100% ▲
MAINE MUNICIPAL ASSOCIATION	FROIs Filed	Timely FROIs	Compliance	Payments Made	Timely Payments	Compliance
CA225 MAINE MUNICIPAL ASSOCIATION	219	212	97%	72	65	90%
Total	219	212	97% ▲	72	65	90% ▲
MAINE MUNICIPAL ASSOCIATION Group Total	219	212	97% ▲	72	65	90% ▲
MAINE SCHOOL MANAGEMENT ASSOCIATION	FROIs Filed	Timely FROIs	Compliance	Payments Made	Timely Payments	Compliance
CA250 MAINE SCHOOL MANAGEMENT ASSOCIATION	83	76	92%	25	24	96%
Total	83	76	92% ▲	25	24	96% ▲
MAINE SCHOOL MANAGEMENT ASSOCIATION Group Total	83	76	92% ▲	25	24	96% ▲
MEADOWBROOK INSURANCE	FROIs Filed	Timely FROIs	Compliance	Payments Made	Timely Payments	Compliance
CA255 MEADOWBROOK INSURANCE	1	1	100%	1	1	100%
Total	1	1	100% ▲	1	1	100% ▲
MEADOWBROOK INSURANCE Group Total	1	1	100% ▲	1	1	100% ▲
NGM INSURANCE	FROIs Filed	Timely FROIs	Compliance	Payments Made	Timely Payments	Compliance
CA265 NGM INSURANCE	1	1	100%	No Filings	No Filings	No Filings
Total	1	1	100% ▲	No Filings	No Filings	No Filings
NGM INSURANCE Group Total	1	1	100% ▲	No Filings	No Filings	No Filings

Maine Workers' Compensation Board
 Lost Time FROI Filing Benchmark: 85%
 Initial Indemnity Payment Benchmark: 87%

▲ Indicates benchmark met or exceeded
 ▼ Indicates benchmark not met

INSURANCE GROUP COMPLIANCE

Lost Time FROI and Initial Indemnity Payments

First Quarter

1/1/2020 - 3/31/2020

Insurance Company	Total Lost Time FROIs Filed	Lost Time FROIs Filed Timely	Compliance Percentage	Total Initial Indemnity Payments Made	Initial Indemnity Payments Made Timely	Compliance Percentage
OLD REPUBLIC INSURANCE	FROIs Filed	Timely FROIs	Compliance	Payments Made	Timely Payments	Compliance
OLD REPUBLIC GENERAL INSURANCE CORP.	*	*	*	*	*	*
OLD REPUBLIC INSURANCE	*	*	*	*	*	*
Total	*	*	*	*	*	*
OLD REPUBLIC INSURANCE TPA Administered Claims						
CA070 CANNON COCHRAN MANAGEMENT SERVICES	7	5	71%	2	2	100%
CA190 GALLAGHER BASSETT SERVICES	8	6	75%	3	2	67%
CA204 HELMSMAN MANAGEMENT SERVICES	1	0	0%	No Filings	No Filings	No Filings
CA300 SEDGWICK CLAIMS MANAGEMENT SERVICES	4	4	100%	2	1	50%
TPA Total	20	15	75% ▼	7	5	71% ▼
OLD REPUBLIC INSURANCE Group Total	20	15	75% ▼	7	5	71% ▼
PENNSYLVANIA MFG ASSN	FROIs Filed	Timely FROIs	Compliance	Payments Made	Timely Payments	Compliance
MANUFACTURERS ALLIANCE INSURANCE	*	*	*	*	*	*
PENNSYLVANIA MFG ASSN	*	*	*	*	*	*
PENNSYLVANIA MFG INDEMNITY CO	*	*	*	*	*	*
Total	*	*	*	*	*	*
PENNSYLVANIA MFG ASSN TPA Administered Claims						
CA190 GALLAGHER BASSETT SERVICES	5	2	40%	6	5	83%
CA323 THE AMERICAN EQUITY UNDERWRITERS	1	0	0%	No Filings	No Filings	No Filings
TPA Total	6	2	33% ▼	6	5	83% ▼
PENNSYLVANIA MFG ASSN Group Total	6	2	33% ▼	6	5	83% ▼
PROTECTIVE INSURANCE	FROIs Filed	Timely FROIs	Compliance	Payments Made	Timely Payments	Compliance
CA277 PROTECTIVE INSURANCE COMPANY	*	*	*	*	*	*
Total	*	*	*	*	*	*
PROTECTIVE INSURANCE TPA Administered Claims						
CA340 YORK RISK SERVICES	6	2	33%	2	1	50%
TPA Total	6	2	33% ▼	2	1	50% ▼
PROTECTIVE INSURANCE Group Total	6	2	33% ▼	2	1	50% ▼
QBE INSURANCE GROUP	FROIs Filed	Timely FROIs	Compliance	Payments Made	Timely Payments	Compliance
CA268 NORTH AMERICAN RISK INSURANCE	No Filings	No Filings	No Filings	1	0	0%
Total	No Filings	No Filings	No Filings	1	0	0% ▼
QBE INSURANCE GROUP TPA Administered Claims						
CA300 SEDGWICK CLAIMS MANAGEMENT SERVICES	8	7	88%	1	1	100%
TPA Total	8	7	88% ▲	1	1	100% ▲
QBE INSURANCE GROUP Group Total	8	7	88% ▲	2	1	50% ▼

INSURANCE GROUP COMPLIANCE
Lost Time FROI and Initial Indemnity Payments
First Quarter
1/1/2020 - 3/31/2020

Insurance Company	Total Lost Time FROIs Filed	Lost Time FROIs Filed Timely	Compliance Percentage	Total Initial Indemnity Payments Made	Initial Indemnity Payments Made Timely	Compliance Percentage
SAFETY NATIONAL CASUALTY CORP SAFETY NATIONAL CASUALTY CORP	FROIs Filed	Timely FROIs	Compliance	Payments Made	Timely Payments	Compliance
Total	*	*	*	*	*	*
SAFETY NATIONAL CASUALTY CORP TPA Administered Claims						
CA040 BROADSPIRE SERVICES	3	0	0%	1	0	0%
CA070 CANNON COCHRAN MANAGEMENT SERVICES	1	0	0%	No Filings	No Filings	No Filings
CA116 CORVEL ENTERPRISE COMP	5	1	20%	2	0	0%
CA190 GALLAGHER BASSETT SERVICES	4	3	75%	2	2	100%
CA300 SEDGWICK CLAIMS MANAGEMENT SERVICES	14	11	79%	2	2	100%
TPA Total	27	15	56% ▼	7	4	57% ▼
SAFETY NATIONAL CASUALTY CORP Group Total	27	15	56% ▼	7	4	57% ▼
SEDGWICK CLAIMS MANAGEMENT SERVICES CA300 SEDGWICK CLAIMS MANAGEMENT SERVICES	FROIs Filed	Timely FROIs	Compliance	Payments Made	Timely Payments	Compliance
Total	189	168	89% ▲	52	46	88% ▲
SEDGWICK CLAIMS MANAGEMENT SERVICES Group Total	189	168	89% ▲	52	46	88% ▲
SENTRY INSURANCE CA402 SENTRY CASUALTY CA305 SENTRY INSURANCE	FROIs Filed	Timely FROIs	Compliance	Payments Made	Timely Payments	Compliance
Total	19	16	84% ▼	5	5	100% ▲
SENTRY INSURANCE Group Total	19	16	84% ▼	5	5	100% ▲
SOMPO JAPAN INSURANCE SOMPO JAPAN INSURANCE COMPANY OF AMERICA	FROIs Filed	Timely FROIs	Compliance	Payments Made	Timely Payments	Compliance
Total	*	*	*	*	*	*
SOMPO JAPAN INSURANCE TPA Administered Claims CA190 GALLAGHER BASSETT SERVICES						
TPA Total	1	1	100% ▲	No Filings	No Filings	No Filings
SOMPO JAPAN INSURANCE Group Total	1	1	100% ▲	No Filings	No Filings	No Filings
STARNET INSURANCE STARNET INSURANCE	FROIs Filed	Timely FROIs	Compliance	Payments Made	Timely Payments	Compliance
Total	*	*	*	*	*	*
STARNET INSURANCE TPA Administered Claims CA190 GALLAGHER BASSETT SERVICES						
TPA Total	5	2	40% ▼	2	1	50% ▼
STARNET INSURANCE Group Total	5	2	40% ▼	2	1	50% ▼

INSURANCE GROUP COMPLIANCE
 Lost Time FROI and Initial Indemnity Payments
 First Quarter
 1/1/2020 - 3/31/2020

Insurance Company	Total Lost Time FROIs Filed	Lost Time FROIs Filed Timely	Compliance Percentage	Total Initial Indemnity Payments Made	Initial Indemnity Payments Made Timely	Compliance Percentage
STARR INDEMNITY INSURANCE	FROIs Filed	Timely FROIs	Compliance	Payments Made	Timely Payments	Compliance
STARR INDEMNITY INSURANCE	*	*	*	*	*	*
Total	*	*	*	*	*	*
STARR INDEMNITY INSURANCE TPA Administered Claims						
CA160 ESIS	3	2	67%	1	1	100%
CA190 GALLAGHER BASSETT SERVICES	2	1	50%	No Filings	No Filings	No Filings
CA300 SEDGWICK CLAIMS MANAGEMENT SERVICES	4	4	100%	1	1	100%
TPA Total	9	7	78% ▼	2	2	100% ▲
STARR INDEMNITY INSURANCE Group Total	9	7	78% ▼	2	2	100% ▲
STATE OF MAINE WORKERS' COMPENSATION TRUST	FROIs Filed	Timely FROIs	Compliance	Payments Made	Timely Payments	Compliance
CA307 STATE OF MAINE WORKERS' COMPENSATION TRUST	148	130	88%	28	27	96%
Total	148	130	88% ▲	28	27	96% ▲
STATE OF MAINE WORKERS' COMPENSATION TRUST Group Total	148	130	88% ▲	28	27	96% ▲
SYNERNET	FROIs Filed	Timely FROIs	Compliance	Payments Made	Timely Payments	Compliance
CA320 SYNERNET	256	221	86%	52	49	94%
Total	256	221	86% ▲	52	49	94% ▲
SYNERNET Group Total	256	221	86% ▲	52	49	94% ▲
THE AMERICAN EQUITY UNDERWRITERS	FROIs Filed	Timely FROIs	Compliance	Payments Made	Timely Payments	Compliance
CA323 THE AMERICAN EQUITY UNDERWRITERS	3	2	67%	No Filings	No Filings	No Filings
Total	3	2	67% ▼	No Filings	No Filings	No Filings
THE AMERICAN EQUITY UNDERWRITERS Group Total	3	2	67% ▼	No Filings	No Filings	No Filings
TRAVELERS INSURANCE	FROIs Filed	Timely FROIs	Compliance	Payments Made	Timely Payments	Compliance
CA072 CHARTER OAK FIRE INSURANCE	22	10	45%	14	9	64%
CA306 STANDARD FIRE INSURANCE	8	3	38%	4	3	75%
CA347 TRAVELERS CASUALTY & SURETY	2	1	50%	2	2	100%
CA348 TRAVELERS CASUALTY INSURANCE COMPANY OF AMERICA	2	2	100%	1	0	0%
CA349 TRAVELERS COMMERCIAL CASUALTY	5	5	100%	3	3	100%
CA343 TRAVELERS INDEMNITY COMPANY	1	1	100%	No Filings	No Filings	No Filings
CA346 TRAVELERS INDEMNITY COMPANY OF AMERICA	2	1	50%	1	1	100%
CA345 TRAVELERS PROPERTY CASUALTY INSURANCE	3	1	33%	3	3	100%
Total	45	24	53% ▼	28	21	75% ▼
TRAVELERS INSURANCE TPA Administered Claims						
CA300 SEDGWICK CLAIMS MANAGEMENT SERVICES	1	1	100%	1	1	100%
CA340 YORK RISK SERVICES	No Filings	No Filings	No Filings	1	1	100%
TPA Total	1	1	100% ▲	2	2	100% ▲
TRAVELERS INSURANCE Group Total	46	25	54% ▼	30	23	77% ▼

Maine Workers' Compensation Board
 Lost Time FROI Filing Benchmark: 85%
 Initial Indemnity Payment Benchmark: 87%

▲ Indicates benchmark met or exceeded
 ▼ Indicates benchmark not met

INSURANCE GROUP COMPLIANCE

Lost Time FROI and Initial Indemnity Payments

First Quarter

1/1/2020 - 3/31/2020

Insurance Company	Total Lost Time FROIs Filed	Lost Time FROIs Filed Timely	Compliance Percentage	Total Initial Indemnity Payments Made	Initial Indemnity Payments Made Timely	Compliance Percentage
UTICA MUTUAL INSURANCE	FROIs Filed	Timely FROIs	Compliance	Payments Made	Timely Payments	Compliance
CA324 UTICA MUTUAL INSURANCE	1	0	0%	2	1	50%
Total	1	0	0% ▼	2	1	50% ▼
UTICA MUTUAL INSURANCE Group Total						
1	0	0%	▼	2	1	50%
VANLINER INSURANCE	FROIs Filed	Timely FROIs	Compliance	Payments Made	Timely Payments	Compliance
CA379 VANLINER INSURANCE	2	1	50%	No Filings	No Filings	No Filings
Total	2	1	50% ▼	No Filings	No Filings	No Filings
VANLINER INSURANCE Group Total						
2	1	50%	▼	No Filings	No Filings	No Filings
WALMART CLAIMS SERVICES	FROIs Filed	Timely FROIs	Compliance	Payments Made	Timely Payments	Compliance
CA100 WALMART CLAIMS SERVICES	76	70	92%	5	5	100%
Total	76	70	92% ▲	5	5	100% ▲
WALMART CLAIMS SERVICES Group Total						
76	70	92%	▲	5	5	100%
XL INSURANCE	FROIs Filed	Timely FROIs	Compliance	Payments Made	Timely Payments	Compliance
CA384 XL INSURANCE	*	*	*	*	*	*
Total	*	*	*	*	*	*
XL INSURANCE TPA Administered Claims						
CA040 BROADSPIRE SERVICES	2	2	100%	No Filings	No Filings	No Filings
CA116 CORVEL ENTERPRISE COMP	1	0	0%	No Filings	No Filings	No Filings
CA160 ESIS	1	1	100%	1	0	0%
CA190 GALLAGHER BASSETT SERVICES	16	10	63%	7	5	71%
CA300 SEDGWICK CLAIMS MANAGEMENT SERVICES	9	9	100%	1	1	100%
TPA Total	29	22	76% ▼	9	6	67% ▼
XL INSURANCE Group Total						
29	22	76%	▼	9	6	67%
YORK RISK SERVICES	FROIs Filed	Timely FROIs	Compliance	Payments Made	Timely Payments	Compliance
CA340 YORK RISK SERVICES	11	6	55%	3	2	67%
Total	11	6	55% ▼	3	2	67% ▼
YORK RISK SERVICES Group Total						
11	6	55%	▼	3	2	67%

Maine Workers' Compensation Board

Lost Time FROI Filing Benchmark: 85%

Initial Indemnity Payment Benchmark: 87%

▲ Indicates benchmark met or exceeded

▼ Indicates benchmark not met

INSURANCE GROUP COMPLIANCE

Lost Time FROI and Initial Indemnity Payments

First Quarter

1/1/2020 - 3/31/2020

Insurance Company	Total Lost Time FROIs Filed	Lost Time FROIs Filed Timely	Compliance Percentage	Total Initial Indemnity Payments Made	Initial Indemnity Payments Made Timely	Compliance Percentage
ZURICH INSURANCE	FROIs Filed	Timely FROIs	Compliance	Payments Made	Timely Payments	Compliance
CA022 AMERICAN ZURICH	16	11	69%	8	6	75%
CA400 ZURICH AMERICAN INSURANCE	7	4	57%	4	4	100%
Total	23	15	65% ▼	12	10	83% ▼
ZURICH INSURANCE TPA Administered Claims						
CA040 BROADSPIRE SERVICES	2	1	50%	No Filings	No Filings	No Filings
CA080 CHESTERFIELD SERVICES	2	0	0%	2	1	50%
CA116 CORVEL ENTERPRISE COMP	1	0	0%	No Filings	No Filings	No Filings
CA160 ESIS	6	3	50%	No Filings	No Filings	No Filings
CA190 GALLAGHER BASSETT SERVICES	12	8	67%	4	4	100%
CA300 SEDGWICK CLAIMS MANAGEMENT SERVICES	12	11	92%	4	4	100%
TPA Total	35	23	66% ▼	10	9	90% ▲
ZURICH INSURANCE Group Total	58	38	66% ▼	22	19	86% ▼

Appendix B

**Insurance Group Compliance
Initial MOP and Initial Indemnity NOC Filings
First Quarter 2020
1/1/2020-3/31/2020**

INSURANCE GROUP COMPLIANCE
Initial MOP and Initial Indemnity NOC Filings
First Quarter
1/1/2020 -3/31/2020

Insurance Company	Total Initial MOPs Filed	Initial MOPs Filed Timely	Compliance Percentage	Total Initial Indemnity NOCs Filed	Initial Indemnity NOCs Filed Timely	Compliance Percentage
ACADIA INSURANCE	MOPs Filed	Timely MOPs	Compliance	NOCs Filed	Timely NOCs	Compliance
CA010 ACADIA INSURANCE	25	20	80%	13	13	100%
Total	25	20	80% ▼	13	13	100% ▲
ACADIA INSURANCE Group Total	25	20	80% ▼	13	13	100% ▲
AIG INSURANCE	MOPs Filed	Timely MOPs	Compliance	NOCs Filed	Timely NOCs	Compliance
CA015 AIG CLAIMS, INC	4	3	75%	2	2	100%
Total	4	3	75% ▼	2	2	100% ▲
AIG INSURANCE TPA Administered Claims						
CA040 BROADSPIRE SERVICES	No Filings	No Filings	No Filings	1	1	100%
CA116 CORVEL ENTERPRISE COMP	No Filings	No Filings	No Filings	No Filings	No Filings	No Filings
CA160 ESIS	8	5	63%	1	1	100%
CA190 GALLAGHER BASSETT SERVICES	11	9	82%	12	12	100%
CA300 SEDGWICK CLAIMS MANAGEMENT SERVICES	6	6	100%	2	2	100%
TPA Total	25	20	80% ▼	16	16	100% ▲
AIG INSURANCE Group Total	29	23	79% ▼	18	18	100% ▲
AIM MUTUAL GROUP	MOPs Filed	Timely MOPs	Compliance	NOCs Filed	Timely NOCs	Compliance
CA472 AIM MUTUAL INSURANCE	1	0	0%	No Filings	No Filings	No Filings
Total	1	0	0% ▼	No Filings	No Filings	No Filings
AIM MUTUAL GROUP Group Total	1	0	0% ▼	No Filings	No Filings	No Filings
AMTRUST INSURANCE	MOPs Filed	Timely MOPs	Compliance	NOCs Filed	Timely NOCs	Compliance
CA342 TECHNOLOGY INSURANCE	4	3	75%	1	0	0%
CA381 WESCO INSURANCE	4	3	75%	4	2	50%
Total	8	6	75% ▼	5	2	40% ▼
AMTRUST INSURANCE Group Total	8	6	75% ▼	5	2	40% ▼
ARCH INSURANCE	MOPs Filed	Timely MOPs	Compliance	NOCs Filed	Timely NOCs	Compliance
ARCH INSURANCE	*	*	*	*	*	*
Total	*	*	*	*	*	*
ARCH INSURANCE TPA Administered Claims						
CA040 BROADSPIRE SERVICES	1	0	0%	No Filings	No Filings	No Filings
CA116 CORVEL ENTERPRISE COMP	2	0	0%	No Filings	No Filings	No Filings
CA117 COTTINGHAM & BUTLER CLAIMS SERVICES	1	1	100%	1	0	0%
CA160 ESIS	No Filings	No Filings	No Filings	No Filings	No Filings	No Filings
CA190 GALLAGHER BASSETT SERVICES	3	0	0%	3	3	100%
CA340 YORK RISK SERVICES	No Filings	No Filings	No Filings	1	1	100%
TPA Total	7	1	14% ▼	5	4	80% ▼
ARCH INSURANCE Group Total	7	1	14% ▼	5	4	80% ▼

INSURANCE GROUP COMPLIANCE
Initial MOP and Initial Indemnity NOC Filings
First Quarter
1/1/2020 -3/31/2020

Insurance Company	Total Initial MOPs Filed	Initial MOPs Filed Timely	Compliance Percentage	Total Initial Indemnity NOCs Filed	Initial Indemnity NOCs Filed Timely	Compliance Percentage
BATH IRON WORKS	MOPs Filed	Timely MOPs	Compliance	NOCs Filed	Timely NOCs	Compliance
CA036 BATH IRON WORKS	12	12	100%	2	2	100%
Total	12	12	100% ▲	2	2	100% ▲
BATH IRON WORKS Group Total	12	12	100% ▲	2	2	100% ▲
BERKSHIRE HATHAWAY INSURANCE	MOPs Filed	Timely MOPs	Compliance	NOCs Filed	Timely NOCs	Compliance
CA114 BERKSHIRE HATHAWAY HOMESTATE INSURANCE	2	0	0%	No Filings	No Filings	No Filings
Total	2	0	0% ▼	No Filings	No Filings	No Filings
BERKSHIRE HATHAWAY INSURANCE Group Total	2	0	0% ▼	No Filings	No Filings	No Filings
BROADSPIRE SERVICES	MOPs Filed	Timely MOPs	Compliance	NOCs Filed	Timely NOCs	Compliance
CA040 BROADSPIRE SERVICES	4	1	25%	6	6	100%
Total	4	1	25% ▼	6	6	100% ▲
BROADSPIRE SERVICES Group Total	4	1	25% ▼	6	6	100% ▲
CANNON COCHRAN MANAGEMENT SERVICES	MOPs Filed	Timely MOPs	Compliance	NOCs Filed	Timely NOCs	Compliance
CA070 CANNON COCHRAN MANAGEMENT SERVICES	18	16	89%	12	11	92%
Total	18	16	89% ▲	12	11	92% ▲
CANNON COCHRAN MANAGEMENT SERVICES Group Total	18	16	89% ▲	12	11	92% ▲
CHEROKEE INSURANCE	MOPs Filed	Timely MOPs	Compliance	NOCs Filed	Timely NOCs	Compliance
CA044 CHEROKEE INSURANCE	1	1	100%	No Filings	No Filings	No Filings
Total	1	1	100% ▲	No Filings	No Filings	No Filings
CHEROKEE INSURANCE Group Total	1	1	100% ▲	No Filings	No Filings	No Filings
CHESTERFIELD SERVICES	MOPs Filed	Timely MOPs	Compliance	NOCs Filed	Timely NOCs	Compliance
CA080 CHESTERFIELD SERVICES	2	1	50%	No Filings	No Filings	No Filings
Total	2	1	50% ▼	No Filings	No Filings	No Filings
CHESTERFIELD SERVICES Group Total	2	1	50% ▼	No Filings	No Filings	No Filings

INSURANCE GROUP COMPLIANCE
Initial MOP and Initial Indemnity NOC Filings
First Quarter
1/1/2020 -3/31/2020

Insurance Company	Total Initial MOPs Filed	Initial MOPs Filed Timely	Compliance Percentage	Total Initial Indemnity NOCs Filed	Initial Indemnity NOCs Filed Timely	Compliance Percentage
CHUBB INSURANCE	MOPs Filed	Timely MOPs	Compliance	NOCs Filed	Timely NOCs	Compliance
ACE AMERICAN INSURANCE COMPANY	*	*	*	*	*	*
ACE INSURANCE	*	*	*	*	*	*
CA046 CHUBB INSURANCE	*	*	*	*	*	*
CA090 FEDERAL INSURANCE	*	*	*	*	*	*
INDEMNITY INS CO OF NORTH AMERICA	*	*	*	*	*	*
PACIFIC INDEMNITY CO	*	*	*	*	*	*
Total	*	*	*	*	*	*
CHUBB INSURANCE TPA Administered Claims						
CA040 BROADSPIRE SERVICES	No Filings	No Filings	No Filings	1	1	100%
CA070 CANNON COCHRAN MANAGEMENT SERVICES	No Filings	No Filings	No Filings	No Filings	No Filings	No Filings
CA110 CONSTITUTION STATE SERVICES	5	5	100%	4	4	100%
CA116 CORVEL ENTERPRISE COMP	1	1	100%	No Filings	No Filings	No Filings
CA160 ESIS	7	5	71%	3	3	100%
CA190 GALLAGHER BASSETT SERVICES	7	6	86%	2	2	100%
CA300 SEDGWICK CLAIMS MANAGEMENT SERVICES	21	18	86%	10	9	90%
CA340 YORK RISK SERVICES	No Filings	No Filings	No Filings	No Filings	No Filings	No Filings
TPA Total	41	35	85% ▲	20	19	95% ▲
CHUBB INSURANCE Group Total	41	35	85% ▲	20	19	95% ▲
CHURCH MUTUAL INSURANCE	MOPs Filed	Timely MOPs	Compliance	NOCs Filed	Timely NOCs	Compliance
CA084 CHURCH MUTUAL INSURANCE	1	0	0%	No Filings	No Filings	No Filings
Total	1	0	0% ▼	No Filings	No Filings	No Filings
CHURCH MUTUAL INSURANCE Group Total	1	0	0% ▼	No Filings	No Filings	No Filings
CNA INSURANCE	MOPs Filed	Timely MOPs	Compliance	NOCs Filed	Timely NOCs	Compliance
CA017 AMERICAN CASUALTY COMPANY OF READING PA	1	1	100%	No Filings	No Filings	No Filings
CA050 CONTINENTAL CASUALTY	1	0	0%	No Filings	No Filings	No Filings
CA271 NATIONAL FIRE INSURANCE	1	1	100%	No Filings	No Filings	No Filings
CA087 THE CONTINENTAL INSURANCE	No Filings	No Filings	No Filings	No Filings	No Filings	No Filings
CA329 VALLEY FORGE INSURANCE COMPANY	No Filings	No Filings	No Filings	No Filings	No Filings	No Filings
Total	3	2	67% ▼	No Filings	No Filings	No Filings
CNA INSURANCE Group Total	3	2	67% ▼	No Filings	No Filings	No Filings
CONSTITUTION STATE SERVICES	MOPs Filed	Timely MOPs	Compliance	NOCs Filed	Timely NOCs	Compliance
CA110 CONSTITUTION STATE SERVICES	5	5	100%	4	4	100%
Total	5	5	100% ▲	4	4	100% ▲
CONSTITUTION STATE SERVICES Group Total	5	5	100% ▲	4	4	100% ▲

INSURANCE GROUP COMPLIANCE
 Initial MOP and Initial Indemnity NOC Filings
 First Quarter
 1/1/2020 -3/31/2020

Insurance Company	Total Initial MOPs Filed	Initial MOPs Filed Timely	Compliance Percentage	Total Initial Indemnity NOCs Filed	Initial Indemnity NOCs Filed Timely	Compliance Percentage
CORVEL ENTERPRISE COMP	MOPs Filed	Timely MOPs	Compliance	NOCs Filed	Timely NOCs	Compliance
CA116 CORVEL ENTERPRISE COMP	5	2	40%	1	0	0%
Total	5	2	40% ▼	1	0	0% ▼
CORVEL ENTERPRISE COMP Group Total	5	2	40% ▼	1	0	0% ▼
COTTINGHAM & BUTLER CLAIMS SERVICES	MOPs Filed	Timely MOPs	Compliance	NOCs Filed	Timely NOCs	Compliance
CA117 COTTINGHAM & BUTLER CLAIMS SERVICES	1	1	100%	1	0	0%
Total	1	1	100% ▲	1	0	0% ▼
COTTINGHAM & BUTLER CLAIMS SERVICES Group Total	1	1	100% ▲	1	0	0% ▼
CROSS INSURANCE	MOPs Filed	Timely MOPs	Compliance	NOCs Filed	Timely NOCs	Compliance
CA093 CROSS INSURANCE	40	38	95%	70	70	100%
Total	40	38	95% ▲	70	70	100% ▲
CROSS INSURANCE Group Total	40	38	95% ▲	70	70	100% ▲
EASTERN ALLIANCE INSURANCE	MOPs Filed	Timely MOPs	Compliance	NOCs Filed	Timely NOCs	Compliance
CA141 EASTERN ALLIANCE INSURANCE	32	29	91%	4	4	100%
Total	32	29	91% ▲	4	4	100% ▲
EASTERN ALLIANCE INSURANCE Group Total	32	29	91% ▲	4	4	100% ▲
ELECTRIC INSURANCE	MOPs Filed	Timely MOPs	Compliance	NOCs Filed	Timely NOCs	Compliance
CA150 ELECTRIC INSURANCE	*	*	*	*	*	*
Total	*	*	*	*	*	*
ELECTRIC INSURANCE TPA Administered Claims						
CA300 SEDGWICK CLAIMS MANAGEMENT SERVICES	2	2	100%	No Filings	No Filings	No Filings
TPA Total	2	2	100% ▲	No Filings	No Filings	No Filings
ELECTRIC INSURANCE Group Total	2	2	100% ▲	No Filings	No Filings	No Filings
EMPLOYERS HOLDING INSURANCE	MOPs Filed	Timely MOPs	Compliance	NOCs Filed	Timely NOCs	Compliance
CA480 EMPLOYERS ASSURANCE COMPANY	*	*	*	*	*	*
CA481 EMPLOYERS COMPENSATION INSURANCE	*	*	*	*	*	*
CA479 EMPLOYERS PREFERRED INSURANCE	*	*	*	*	*	*
Total	*	*	*	*	*	*
EMPLOYERS HOLDING INSURANCE TPA Administered Claims						
CA040 BROADSPIRE SERVICES	1	1	100%	No Filings	No Filings	No Filings
TPA Total	1	1	100% ▲	No Filings	No Filings	No Filings
EMPLOYERS HOLDING INSURANCE Group Total	1	1	100% ▲	No Filings	No Filings	No Filings

INSURANCE GROUP COMPLIANCE
Initial MOP and Initial Indemnity NOC Filings
First Quarter
1/1/2020 -3/31/2020

Insurance Company	Total Initial MOPs Filed	Initial MOPs Filed Timely	Compliance Percentage	Total Initial Indemnity NOCs Filed	Initial Indemnity NOCs Filed Timely	Compliance Percentage
ESIS	MOPs Filed	Timely MOPs	Compliance	NOCs Filed	Timely NOCs	Compliance
CA160 ESIS	19	13	68%	7	7	100%
Total	19	13	68% ▼	7	7	100% ▲
ESIS Group Total	19	13	68% ▼	7	7	100% ▲
EVEREST REINS HOLDINGS GROUP	MOPs Filed	Timely MOPs	Compliance	NOCs Filed	Timely NOCs	Compliance
EVEREST REINS HOLDINGS	*	*	*	*	*	*
Total	*	*	*	*	*	*
EVEREST REINS HOLDINGS GROUP TPA Administered Claims						
CA040 BROADSPIRE SERVICES	No Filings	No Filings	No Filings	1	1	100%
CA300 SEDGWICK CLAIMS MANAGEMENT SERVICES	No Filings	No Filings	No Filings	1	1	100%
TPA Total	No Filings	No Filings	No Filings	2	2	100% ▲
EVEREST REINS HOLDINGS GROUP Group Total	No Filings	No Filings	No Filings	2	2	100% ▲
FEDERATED MUTUAL INSURANCE	MOPs Filed	Timely MOPs	Compliance	NOCs Filed	Timely NOCs	Compliance
CA091 FEDERATED MUTUAL INSURANCE	8	2	25%	2	2	100%
CA439 FEDERATED RESERVE	1	1	100%	No Filings	No Filings	No Filings
CA092 FEDERATED SERVICE INSURANCE	1	1	100%	No Filings	No Filings	No Filings
Total	10	4	40% ▼	2	2	100% ▲
FEDERATED MUTUAL INSURANCE Group Total	10	4	40% ▼	2	2	100% ▲
FRANKENMUTH INSURANCE	MOPs Filed	Timely MOPs	Compliance	NOCs Filed	Timely NOCs	Compliance
CA274 PATRIOT INSURANCE	1	1	100%	No Filings	No Filings	No Filings
Total	1	1	100% ▲	No Filings	No Filings	No Filings
FRANKENMUTH INSURANCE Group Total	1	1	100% ▲	No Filings	No Filings	No Filings
FUTURECOMP	MOPs Filed	Timely MOPs	Compliance	NOCs Filed	Timely NOCs	Compliance
CA175 FUTURECOMP	14	14	100%	4	4	100%
Total	14	14	100% ▲	4	4	100% ▲
FUTURECOMP Group Total	14	14	100% ▲	4	4	100% ▲
GALLAGHER BASSETT SERVICES	MOPs Filed	Timely MOPs	Compliance	NOCs Filed	Timely NOCs	Compliance
CA190 GALLAGHER BASSETT SERVICES	48	35	73%	22	21	95%
Total	48	35	73% ▼	22	21	95% ▲
GALLAGHER BASSETT SERVICES Group Total	48	35	73% ▼	22	21	95% ▲

INSURANCE GROUP COMPLIANCE
Initial MOP and Initial Indemnity NOC Filings
First Quarter
1/1/2020 -3/31/2020

Insurance Company	Total Initial MOPs Filed	Initial MOPs Filed Timely	Compliance Percentage	Total Initial Indemnity NOCs Filed	Initial Indemnity NOCs Filed Timely	Compliance Percentage
GREAT AMERICAN INSURANCE	MOPs Filed	Timely MOPs	Compliance	NOCs Filed	Timely NOCs	Compliance
CA193 GREAT AMERICAN INSURANCE	No Filings	No Filings	No Filings	No Filings	No Filings	No Filings
Total	No Filings	No Filings	No Filings	No Filings	No Filings	No Filings
GREAT AMERICAN INSURANCE TPA Administered Claims						
CA323 THE AMERICAN EQUITY UNDERWRITERS	No Filings	No Filings	No Filings	No Filings	No Filings	No Filings
TPA Total	No Filings	No Filings	No Filings	No Filings	No Filings	No Filings
GREAT AMERICAN INSURANCE Group Total	No Filings	No Filings	No Filings	No Filings	No Filings	No Filings
GREAT WEST INSURANCE	MOPs Filed	Timely MOPs	Compliance	NOCs Filed	Timely NOCs	Compliance
CA196 GREAT WEST INSURANCE	3	3	100%	No Filings	No Filings	No Filings
Total	3	3	100% ▲	No Filings	No Filings	No Filings
GREAT WEST INSURANCE Group Total	3	3	100% ▲	No Filings	No Filings	No Filings
GUARD INSURANCE	MOPs Filed	Timely MOPs	Compliance	NOCs Filed	Timely NOCs	Compliance
CA019 AMGUARD INSURANCE	2	2	100%	No Filings	No Filings	No Filings
CA140 EASTGUARD INSURANCE	2	1	50%	No Filings	No Filings	No Filings
CA272 NORGUARD INSURANCE	1	1	100%	No Filings	No Filings	No Filings
Total	5	4	80% ▼	No Filings	No Filings	No Filings
GUARD INSURANCE Group Total	5	4	80% ▼	No Filings	No Filings	No Filings
HANNAFORD BROTHERS	MOPs Filed	Timely MOPs	Compliance	NOCs Filed	Timely NOCs	Compliance
CA201 HANNAFORD BROTHERS	29	17	59%	6	4	67%
Total	29	17	59% ▼	6	4	67% ▼
HANNAFORD BROTHERS Group Total	29	17	59% ▼	6	4	67% ▼
HANOVER INSURANCE	MOPs Filed	Timely MOPs	Compliance	NOCs Filed	Timely NOCs	Compliance
CA430 ALLMERICA FINANCIAL ALLIANCE	1	1	100%	No Filings	No Filings	No Filings
CA428 ALLMERICA FINANCIAL BENEFIT INSURANCE	1	0	0%	No Filings	No Filings	No Filings
CA048 CITIZENS INSURANCE COMPANY OF AMERICA	1	1	100%	1	1	100%
CA429 HANOVER AMERICAN INSURANCE	No Filings	No Filings	No Filings	No Filings	No Filings	No Filings
CA202 HANOVER INSURANCE	3	2	67%	No Filings	No Filings	No Filings
CA228 MASSACHUSETTS BAY INSURANCE	No Filings	No Filings	No Filings	No Filings	No Filings	No Filings
Total	6	4	67% ▼	1	1	100% ▲
HANOVER INSURANCE Group Total	6	4	67% ▼	1	1	100% ▲

INSURANCE GROUP COMPLIANCE
Initial MOP and Initial Indemnity NOC Filings
First Quarter
1/1/2020 -3/31/2020

Insurance Company	Total Initial MOPs Filed	Initial MOPs Filed Timely	Compliance Percentage	Total Initial Indemnity NOCs Filed	Initial Indemnity NOCs Filed Timely	Compliance Percentage
HARTFORD INSURANCE	MOPs Filed	Timely MOPs	Compliance	NOCs Filed	Timely NOCs	Compliance
CA188 HARTFORD ACCIDENT & INDEMNITY	1	1	100%	No Filings	No Filings	No Filings
CA185 HARTFORD CASUALTY INSURANCE	2	2	100%	2	2	100%
CA203 HARTFORD FIRE INSURANCE	2	2	100%	1	1	100%
CA186 HARTFORD INSURANCE COMPANY OF THE MIDWEST	1	1	100%	No Filings	No Filings	No Filings
CA187 HARTFORD UNDERWRITERS INSURANCE	1	1	100%	1	1	100%
CA288 PROPERTY & CASUALTY INSURANCE COMPANY OF HARTFORD	4	3	75%	2	2	100%
CA296 SENTINEL INSURANCE	2	2	100%	No Filings	No Filings	No Filings
CA319 TRUMBULL INSURANCE	1	1	100%	No Filings	No Filings	No Filings
CA321 TWIN CITY FIRE INSURANCE	3	3	100%	No Filings	No Filings	No Filings
Total	17	16	94% ▲	6	6	100% ▲
HARTFORD INSURANCE TPA Administered Claims						
CA070 CANNON COCHRAN MANAGEMENT SERVICES	No Filings	No Filings	No Filings	1	1	100%
CA116 CORVEL ENTERPRISE COMP	No Filings	No Filings	No Filings	No Filings	No Filings	No Filings
CA190 GALLAGHER BASSETT SERVICES	No Filings	No Filings	No Filings	No Filings	No Filings	No Filings
CA300 SEDGWICK CLAIMS MANAGEMENT SERVICES	1	1	100%	1	1	100%
TPA Total	1	1	100% ▲	2	2	100% ▲
HARTFORD INSURANCE Group Total	18	17	94% ▲	8	8	100% ▲
HELMSMAN MANAGEMENT SERVICES	MOPs Filed	Timely MOPs	Compliance	NOCs Filed	Timely NOCs	Compliance
CA204 HELMSMAN MANAGEMENT SERVICES	No Filings	No Filings	No Filings	1	1	100%
Total	No Filings	No Filings	No Filings	1	1	100% ▲
HELMSMAN MANAGEMENT SERVICES Group Total	No Filings	No Filings	No Filings	1	1	100% ▲
LIBERTY MUTUAL INSURANCE	MOPs Filed	Timely MOPs	Compliance	NOCs Filed	Timely NOCs	Compliance
CA003 AMERICAN FIRE & CASUALTY INSURANCE	1	1	100%	No Filings	No Filings	No Filings
CA380 EMPLOYERS INSURANCE OF WAUSAU	2	1	50%	No Filings	No Filings	No Filings
CA210 LIBERTY MUTUAL INSURANCE	28	19	68%	6	5	83%
CA406 OHIO CASUALTY INSURANCE	No Filings	No Filings	No Filings	No Filings	No Filings	No Filings
CA407 OHIO SECURITY INSURANCE	2	2	100%	2	2	100%
CA408 WEST AMERICAN INSURANCE	2	1	50%	1	0	0%
Total	35	24	69% ▼	9	7	78% ▼
LIBERTY MUTUAL INSURANCE Group Total	35	24	69% ▼	9	7	78% ▼
MAINE AUTOMOBILE DEALERS ASSOCIATION	MOPs Filed	Timely MOPs	Compliance	NOCs Filed	Timely NOCs	Compliance
CA220 MAINE AUTOMOBILE DEALERS ASSOCIATION	10	1	10%	No Filings	No Filings	No Filings
Total	10	1	10% ▼	No Filings	No Filings	No Filings
MAINE AUTOMOBILE DEALERS ASSOCIATION Group Total	10	1	10% ▼	No Filings	No Filings	No Filings

INSURANCE GROUP COMPLIANCE
Initial MOP and Initial Indemnity NOC Filings
First Quarter
1/1/2020 -3/31/2020

Insurance Company	Total Initial MOPs Filed	Initial MOPs Filed Timely	Compliance Percentage	Total Initial Indemnity NOCs Filed	Initial Indemnity NOCs Filed Timely	Compliance Percentage
MAINE EMPLOYERS' MUTUAL INSURANCE	MOPs Filed	Timely MOPs	Compliance	NOCs Filed	Timely NOCs	Compliance
CA260 MAINE EMPLOYERS' MUTUAL INSURANCE	309	272	88%	234	227	97%
Total	309	272	88% ▲	234	227	97% ▲
MAINE EMPLOYERS' MUTUAL INSURANCE TPA Administered Claims						
CA116 CORVEL ENTERPRISE COMP	No Filings	No Filings	No Filings	No Filings	No Filings	No Filings
TPA Total	No Filings	No Filings	No Filings	No Filings	No Filings	No Filings
MAINE EMPLOYERS' MUTUAL INSURANCE Group Total	309	272	88% ▲	234	227	97% ▲
MAINE HEALTHCARE ASSOCIATION	MOPs Filed	Timely MOPs	Compliance	NOCs Filed	Timely NOCs	Compliance
CA234 MAINE HEALTHCARE ASSOCIATION	3	3	100%	6	6	100%
Total	3	3	100% ▲	6	6	100% ▲
MAINE HEALTHCARE ASSOCIATION Group Total	3	3	100% ▲	6	6	100% ▲
MAINE MOTOR TRANSPORT ASSOCIATION	MOPs Filed	Timely MOPs	Compliance	NOCs Filed	Timely NOCs	Compliance
CA230 MAINE MOTOR TRANSPORT ASSOCIATION	6	6	100%	9	8	89%
Total	6	6	100% ▲	9	8	89% ▼
MAINE MOTOR TRANSPORT ASSOCIATION Group Total	6	6	100% ▲	9	8	89% ▼
MAINE MUNICIPAL ASSOCIATION	MOPs Filed	Timely MOPs	Compliance	NOCs Filed	Timely NOCs	Compliance
CA225 MAINE MUNICIPAL ASSOCIATION	72	68	94%	59	58	98%
Total	72	68	94% ▲	59	58	98% ▲
MAINE MUNICIPAL ASSOCIATION Group Total	72	68	94% ▲	59	58	98% ▲
MAINE SCHOOL MANAGEMENT ASSOCIATION	MOPs Filed	Timely MOPs	Compliance	NOCs Filed	Timely NOCs	Compliance
CA250 MAINE SCHOOL MANAGEMENT ASSOCIATION	25	24	96%	8	8	100%
Total	25	24	96% ▲	8	8	100% ▲
MAINE SCHOOL MANAGEMENT ASSOCIATION Group Total	25	24	96% ▲	8	8	100% ▲
MEADOWBROOK INSURANCE	MOPs Filed	Timely MOPs	Compliance	NOCs Filed	Timely NOCs	Compliance
CA255 MEADOWBROOK INSURANCE	1	1	100%	No Filings	No Filings	No Filings
Total	1	1	100% ▲	No Filings	No Filings	No Filings
MEADOWBROOK INSURANCE Group Total	1	1	100% ▲	No Filings	No Filings	No Filings
NGM INSURANCE	MOPs Filed	Timely MOPs	Compliance	NOCs Filed	Timely NOCs	Compliance
CA265 NGM INSURANCE	No Filings	No Filings	No Filings	No Filings	No Filings	No Filings
Total	No Filings	No Filings	No Filings	No Filings	No Filings	No Filings
NGM INSURANCE Group Total	No Filings	No Filings	No Filings	No Filings	No Filings	No Filings

INSURANCE GROUP COMPLIANCE
Initial MOP and Initial Indemnity NOC Filings
First Quarter
1/1/2020 -3/31/2020

Insurance Company	Total Initial MOPs Filed	Initial MOPs Filed Timely	Compliance Percentage	Total Initial Indemnity NOCs Filed	Initial Indemnity NOCs Filed Timely	Compliance Percentage
OLD REPUBLIC INSURANCE	MOPs Filed	Timely MOPs	Compliance	NOCs Filed	Timely NOCs	Compliance
OLD REPUBLIC GENERAL INSURANCE CORP.	*	*	*	*	*	*
OLD REPUBLIC INSURANCE	*	*	*	*	*	*
Total	*	*	*	*	*	*
OLD REPUBLIC INSURANCE TPA Administered Claims						
CA070 CANNON COCHRAN MANAGEMENT SERVICES	2	2	100%	No Filings	No Filings	No Filings
CA190 GALLAGHER BASSETT SERVICES	3	2	67%	1	0	0%
CA204 HELMSMAN MANAGEMENT SERVICES	No Filings	No Filings	No Filings	No Filings	No Filings	No Filings
CA300 SEDGWICK CLAIMS MANAGEMENT SERVICES	2	2	100%	1	1	100%
TPA Total	7	6	86% ▲	2	1	50% ▼
OLD REPUBLIC INSURANCE Group Total	7	6	86% ▲	2	1	50% ▼
PENNSYLVANIA MFG ASSN	MOPs Filed	Timely MOPs	Compliance	NOCs Filed	Timely NOCs	Compliance
MANUFACTURERS ALLIANCE INSURANCE	*	*	*	*	*	*
PENNSYLVANIA MFG ASSN	*	*	*	*	*	*
PENNSYLVANIA MFG INDEMNITY CO	*	*	*	*	*	*
Total	*	*	*	*	*	*
PENNSYLVANIA MFG ASSN TPA Administered Claims						
CA190 GALLAGHER BASSETT SERVICES	6	5	83%	No Filings	No Filings	No Filings
CA323 THE AMERICAN EQUITY UNDERWRITERS	No Filings	No Filings	No Filings	1	0	0%
TPA Total	6	5	83% ▼	1	0	0% ▼
PENNSYLVANIA MFG ASSN Group Total	6	5	83% ▼	1	0	0% ▼
PROTECTIVE INSURANCE	MOPs Filed	Timely MOPs	Compliance	NOCs Filed	Timely NOCs	Compliance
CA277 PROTECTIVE INSURANCE COMPANY	*	*	*	*	*	*
Total	*	*	*	*	*	*
PROTECTIVE INSURANCE TPA Administered Claims						
CA340 YORK RISK SERVICES	2	2	100%	1	1	100%
TPA Total	2	2	100% ▲	1	1	100% ▲
PROTECTIVE INSURANCE Group Total	2	2	100% ▲	1	1	100% ▲
QBE INSURANCE GROUP	MOPs Filed	Timely MOPs	Compliance	NOCs Filed	Timely NOCs	Compliance
CA268 NORTH AMERICAN RISK INSURANCE	1	0	0%	No Filings	No Filings	No Filings
Total	1	0	0% ▼	No Filings	No Filings	No Filings
QBE INSURANCE GROUP TPA Administered Claims						
CA300 SEDGWICK CLAIMS MANAGEMENT SERVICES	1	1	100%	2	2	100%
TPA Total	1	1	100% ▲	2	2	100% ▲
QBE INSURANCE GROUP Group Total	2	1	50% ▼	2	2	100% ▲

INSURANCE GROUP COMPLIANCE
Initial MOP and Initial Indemnity NOC Filings
First Quarter
1/1/2020 -3/31/2020

Insurance Company	Total Initial MOPs Filed	Initial MOPs Filed Timely	Compliance Percentage	Total Initial Indemnity NOCs Filed	Initial Indemnity NOCs Filed Timely	Compliance Percentage
SAFETY NATIONAL CASUALTY CORP SAFETY NATIONAL CASUALTY CORP	MOPs Filed *	Timely MOPs *	Compliance *	NOCs Filed *	Timely NOCs *	Compliance *
Total	*	*	*	*	*	*
SAFETY NATIONAL CASUALTY CORP TPA Administered Claims						
CA040 BROADSPIRE SERVICES	1	0	0%	No Filings	No Filings	No Filings
CA070 CANNON COCHRAN MANAGEMENT SERVICES	No Filings	No Filings	No Filings	1	0	0%
CA116 CORVEL ENTERPRISE COMP	2	1	50%	1	0	0%
CA190 GALLAGHER BASSETT SERVICES	2	2	100%	No Filings	No Filings	No Filings
CA300 SEDGWICK CLAIMS MANAGEMENT SERVICES	2	2	100%	4	4	100%
TPA Total	7	5	71% ▼	6	4	67% ▼
SAFETY NATIONAL CASUALTY CORP Group Total	7	5	71% ▼	6	4	67% ▼
SEDGWICK CLAIMS MANAGEMENT SERVICES CA300 SEDGWICK CLAIMS MANAGEMENT SERVICES	MOPs Filed 52	Timely MOPs 49	Compliance 94%	NOCs Filed 35	Timely NOCs 34	Compliance 97%
Total	52	49	94% ▲	35	34	97% ▲
SEDGWICK CLAIMS MANAGEMENT SERVICES Group Total	52	49	94% ▲	35	34	97% ▲
SENTRY INSURANCE CA402 SENTRY CASUALTY CA305 SENTRY INSURANCE	MOPs Filed 5 No Filings	Timely MOPs 5 No Filings	Compliance 100% No Filings	NOCs Filed 3 No Filings	Timely NOCs 3 No Filings	Compliance 100% No Filings
Total	5	5	100% ▲	3	3	100% ▲
SENTRY INSURANCE Group Total	5	5	100% ▲	3	3	100% ▲
SOMPO JAPAN INSURANCE SOMPO JAPAN INSURANCE COMPANY OF AMERICA	MOPs Filed *	Timely MOPs *	Compliance *	NOCs Filed *	Timely NOCs *	Compliance *
Total	*	*	*	*	*	*
SOMPO JAPAN INSURANCE TPA Administered Claims CA190 GALLAGHER BASSETT SERVICES	No Filings	No Filings	No Filings	No Filings	No Filings	No Filings
TPA Total	No Filings	No Filings	No Filings	No Filings	No Filings	No Filings
SOMPO JAPAN INSURANCE Group Total	No Filings	No Filings	No Filings	No Filings	No Filings	No Filings
STARNET INSURANCE STARNET INSURANCE	MOPs Filed *	Timely MOPs *	Compliance *	NOCs Filed *	Timely NOCs *	Compliance *
Total	*	*	*	*	*	*
STARNET INSURANCE TPA Administered Claims CA190 GALLAGHER BASSETT SERVICES	2	1	50%	1	1	100%
TPA Total	2	1	50% ▼	1	1	100% ▲
STARNET INSURANCE Group Total	2	1	50% ▼	1	1	100% ▲

INSURANCE GROUP COMPLIANCE
Initial MOP and Initial Indemnity NOC Filings
First Quarter
1/1/2020 -3/31/2020

Insurance Company	Total Initial MOPs Filed	Initial MOPs Filed Timely	Compliance Percentage	Total Initial Indemnity NOCs Filed	Initial Indemnity NOCs Filed Timely	Compliance Percentage
STARR INDEMNITY INSURANCE	MOPs Filed	Timely MOPs	Compliance	NOCs Filed	Timely NOCs	Compliance
STARR INDEMNITY INSURANCE	*	*	*	*	*	*
Total	*	*	*	*	*	*
STARR INDEMNITY INSURANCE TPA Administered Claims						
CA160 ESIS	1	1	100%	1	1	100%
CA190 GALLAGHER BASSETT SERVICES	No Filings	No Filings	No Filings	No Filings	No Filings	No Filings
CA300 SEDGWICK CLAIMS MANAGEMENT SERVICES	1	1	100%	1	1	100%
TPA Total	2	2	100% ▲	2	2	100% ▲
STARR INDEMNITY INSURANCE Group Total	2	2	100% ▲	2	2	100% ▲
STATE OF MAINE WORKERS' COMPENSATION TRUST	MOPs Filed	Timely MOPs	Compliance	NOCs Filed	Timely NOCs	Compliance
CA307 STATE OF MAINE WORKERS' COMPENSATION TRUST	28	24	86%	26	21	81%
Total	28	24	86% ▲	26	21	81% ▼
STATE OF MAINE WORKERS' COMPENSATION TRUST Group Total	28	24	86% ▲	26	21	81% ▼
SYNERNET	MOPs Filed	Timely MOPs	Compliance	NOCs Filed	Timely NOCs	Compliance
CA320 SYNERNET	52	49	94%	47	45	96%
Total	52	49	94% ▲	47	45	96% ▲
SYNERNET Group Total	52	49	94% ▲	47	45	96% ▲
THE AMERICAN EQUITY UNDERWRITERS	MOPs Filed	Timely MOPs	Compliance	NOCs Filed	Timely NOCs	Compliance
CA323 THE AMERICAN EQUITY UNDERWRITERS	No Filings	No Filings	No Filings	1	0	0%
Total	No Filings	No Filings	No Filings	1	0	0% ▼
THE AMERICAN EQUITY UNDERWRITERS Group Total	No Filings	No Filings	No Filings	1	0	0% ▼
TRAVELERS INSURANCE	MOPs Filed	Timely MOPs	Compliance	NOCs Filed	Timely NOCs	Compliance
CA072 CHARTER OAK FIRE INSURANCE	14	10	71%	6	6	100%
CA306 STANDARD FIRE INSURANCE	4	1	25%	2	2	100%
CA347 TRAVELERS CASUALTY & SURETY	2	1	50%	1	1	100%
CA348 TRAVELERS CASUALTY INSURANCE COMPANY OF AMERICA	1	0	0%	1	1	100%
CA349 TRAVELERS COMMERCIAL CASUALTY	3	1	33%	1	1	100%
CA343 TRAVELERS INDEMNITY COMPANY	No Filings	No Filings	No Filings	No Filings	No Filings	No Filings
CA346 TRAVELERS INDEMNITY COMPANY OF AMERICA	1	0	0%	No Filings	No Filings	No Filings
CA345 TRAVELERS PROPERTY CASUALTY INSURANCE	3	2	67%	No Filings	No Filings	No Filings
Total	28	15	54% ▼	11	11	100% ▲
TRAVELERS INSURANCE TPA Administered Claims						
CA300 SEDGWICK CLAIMS MANAGEMENT SERVICES	1	1	100%	No Filings	No Filings	No Filings
CA340 YORK RISK SERVICES	1	0	0%	No Filings	No Filings	No Filings
TPA Total	2	1	50% ▼	No Filings	No Filings	No Filings
TRAVELERS INSURANCE Group Total	30	16	53% ▼	11	11	100% ▲

Maine Workers' Compensation Board
Initial MOP Filing Benchmark: 85%
Initial Indemnity NOC Benchmark: 90%

▲ Indicates benchmark met or exceeded
▼ Indicates benchmark not met

INSURANCE GROUP COMPLIANCE
Initial MOP and Initial Indemnity NOC Filings
First Quarter
1/1/2020 -3/31/2020

Insurance Company	Total Initial MOPs Filed	Initial MOPs Filed Timely	Compliance Percentage	Total Initial Indemnity NOCs Filed	Initial Indemnity NOCs Filed Timely	Compliance Percentage
UTICA MUTUAL INSURANCE	MOPs Filed	Timely MOPs	Compliance	NOCs Filed	Timely NOCs	Compliance
CA324 UTICA MUTUAL INSURANCE	2	2	100%	No Filings	No Filings	No Filings
Total	2	2	100% ▲	No Filings	No Filings	No Filings
UTICA MUTUAL INSURANCE Group Total	2	2	100% ▲	No Filings	No Filings	No Filings
VANLINER INSURANCE	MOPs Filed	Timely MOPs	Compliance	NOCs Filed	Timely NOCs	Compliance
CA379 VANLINER INSURANCE	No Filings	No Filings	No Filings	No Filings	No Filings	No Filings
Total	No Filings	No Filings	No Filings	No Filings	No Filings	No Filings
VANLINER INSURANCE Group Total	No Filings	No Filings	No Filings	No Filings	No Filings	No Filings
WALMART CLAIMS SERVICES	MOPs Filed	Timely MOPs	Compliance	NOCs Filed	Timely NOCs	Compliance
CA100 WALMART CLAIMS SERVICES	5	4	80%	20	17	85%
Total	5	4	80% ▼	20	17	85% ▼
WALMART CLAIMS SERVICES Group Total	5	4	80% ▼	20	17	85% ▼
XL INSURANCE	MOPs Filed	Timely MOPs	Compliance	NOCs Filed	Timely NOCs	Compliance
CA384 XL INSURANCE	*	*	*	*	*	*
Total	*	*	*	*	*	*
XL INSURANCE TPA Administered Claims						
CA040 BROADSPIRE SERVICES	No Filings	No Filings	No Filings	2	2	100%
CA116 CORVEL ENTERPRISE COMP	No Filings	No Filings	No Filings	No Filings	No Filings	No Filings
CA160 ESIS	1	0	0%	No Filings	No Filings	No Filings
CA190 GALLAGHER BASSETT SERVICES	7	5	71%	No Filings	No Filings	No Filings
CA300 SEDGWICK CLAIMS MANAGEMENT SERVICES	1	1	100%	2	2	100%
TPA Total	9	6	67% ▼	4	4	100% ▲
XL INSURANCE Group Total	9	6	67% ▼	4	4	100% ▲
YORK RISK SERVICES	MOPs Filed	Timely MOPs	Compliance	NOCs Filed	Timely NOCs	Compliance
CA340 YORK RISK SERVICES	3	2	67%	2	2	100%
Total	3	2	67% ▼	2	2	100% ▲
YORK RISK SERVICES Group Total	3	2	67% ▼	2	2	100% ▲

INSURANCE GROUP COMPLIANCE
Initial MOP and Initial Indemnity NOC Filings
First Quarter
1/1/2020 -3/31/2020

Insurance Company	Total Initial MOPs Filed	Initial MOPs Filed Timely	Compliance Percentage	Total Initial Indemnity NOCs Filed	Initial Indemnity NOCs Filed Timely	Compliance Percentage
ZURICH INSURANCE	MOPs Filed	Timely MOPs	Compliance	NOCs Filed	Timely NOCs	Compliance
CA022 AMERICAN ZURICH	8	5	63%	6	6	100%
CA400 ZURICH AMERICAN INSURANCE	4	4	100%	1	1	100%
Total	12	9	75% ▼	7	7	100% ▲
ZURICH INSURANCE TPA Administered Claims						
CA040 BROADSPIRE SERVICES	No Filings	No Filings	No Filings	No Filings	No Filings	No Filings
CA080 CHESTERFIELD SERVICES	2	1	50%	No Filings	No Filings	No Filings
CA116 CORVEL ENTERPRISE COMP	No Filings	No Filings	No Filings	No Filings	No Filings	No Filings
CA160 ESIS	No Filings	No Filings	No Filings	1	1	100%
CA190 GALLAGHER BASSETT SERVICES	4	4	100%	2	2	100%
CA300 SEDGWICK CLAIMS MANAGEMENT SERVICES	4	4	100%	2	2	100%
TPA Total	10	9	90% ▲	5	5	100% ▲
ZURICH INSURANCE Group Total	22	18	82% ▼	12	12	100% ▲

Appendix C

**Insurance Group Compliance
Wage Statement and Fringe Benefit Form Filings
First Quarter 2020
1/1/2020-3/31/2020**

INSURANCE GROUP COMPLIANCE
Wage Statements and Fringe Benefit Forms
First Quarter
1/1/2020 - 3/31/2020

Insurance Company	Total Wage Statement(s) Due	Wage Statement(s) Filed Timely	Compliance Percentage	Total Fringe Benefit Form(s) Due	Fringe Benefit Form(s) Filed Timely	Compliance Percentage
ACADIA INSURANCE	Wage(s) Due	Timely Wage(s)	Compliance	Fringe(s) Due	Timely Fringe(s)	Compliance
CA010 ACADIA INSURANCE	41	36	88%	41	36	88%
Total	41	36	88% ▲	41	36	88% ▲
ACADIA INSURANCE Group Total	41	36	88% ▲	41	36	88% ▲
AIG INSURANCE	Wage(s) Due	Timely Wage(s)	Compliance	Fringe(s) Due	Timely Fringe(s)	Compliance
CA015 AIG CLAIMS, INC	10	7	70%	10	7	70%
Total	10	7	70% ▼	10	7	70% ▼
AIG INSURANCE TPA Administered Claims						
CA040 BROADSPIRE SERVICES	2	1	50%	2	2	100%
CA160 ESIS	8	3	38%	8	4	50%
CA190 GALLAGHER BASSETT SERVICES	32	19	59%	32	22	69%
CA300 SEDGWICK CLAIMS MANAGEMENT SERVICES	15	13	87%	15	13	87%
TPA Total	57	36	63% ▼	57	41	72% ▼
AIG INSURANCE Group Total	67	43	64% ▼	67	48	72% ▼
AIM MUTUAL GROUP	Wage(s) Due	Timely Wage(s)	Compliance	Fringe(s) Due	Timely Fringe(s)	Compliance
CA472 AIM MUTUAL INSURANCE	*	*	*	*	*	*
Total	*	*	*	*	*	*
AIM MUTUAL GROUP Group Total	*	*	*	*	*	*
AMTRUST INSURANCE	Wage(s) Due	Timely Wage(s)	Compliance	Fringe(s) Due	Timely Fringe(s)	Compliance
CA342 TECHNOLOGY INSURANCE	4	3	75%	4	3	75%
CA381 WESCO INSURANCE	4	1	25%	4	1	25%
Total	8	4	50% ▼	8	4	50% ▼
AMTRUST INSURANCE Group Total	8	4	50% ▼	8	4	50% ▼
ARCH INSURANCE	Wage(s) Due	Timely Wage(s)	Compliance	Fringe(s) Due	Timely Fringe(s)	Compliance
ARCH INSURANCE	*	*	*	*	*	*
Total	*	*	*	*	*	*
ARCH INSURANCE TPA Administered Claims						
CA040 BROADSPIRE SERVICES	1	1	100%	1	1	100%
CA116 CORVEL ENTERPRISE COMP	1	0	0%	1	0	0%
CA117 COTTINGHAM & BUTLER CLAIMS SERVICES	4	4	100%	4	3	75%
CA160 ESIS	2	0	0%	2	0	0%
CA190 GALLAGHER BASSETT SERVICES	3	1	33%	3	2	67%
CA300 SEDGWICK CLAIMS MANAGEMENT SERVICES	1	1	100%	1	1	100%
CA340 YORK RISK SERVICES	2	2	100%	2	2	100%
TPA Total	14	9	64% ▼	14	9	64% ▼
ARCH INSURANCE Group Total	14	9	64% ▼	14	9	64% ▼

INSURANCE GROUP COMPLIANCE
Wage Statements and Fringe Benefit Forms
First Quarter
1/1/2020 - 3/31/2020

Insurance Company	Total Wage Statement(s) Due	Wage Statement(s) Filed Timely	Compliance Percentage	Total Fringe Benefit Form(s) Due	Fringe Benefit Form(s) Filed Timely	Compliance Percentage
BATH IRON WORKS	Wage(s) Due	Timely Wage(s)	Compliance	Fringe(s) Due	Timely Fringe(s)	Compliance
CA036 BATH IRON WORKS	10	8	80%	10	8	80%
Total	10	8	80% ▲	10	8	80% ▲
BATH IRON WORKS Group Total	10	8	80% ▲	10	8	80% ▲
BERKSHIRE HATHAWAY INSURANCE	Wage(s) Due	Timely Wage(s)	Compliance	Fringe(s) Due	Timely Fringe(s)	Compliance
CA114 BERKSHIRE HATHAWAY HOMESTATE INSURANCE	1	0	0%	1	0	0%
Total	1	0	0% ▼	1	0	0% ▼
BERKSHIRE HATHAWAY INSURANCE Group Total	1	0	0% ▼	1	0	0% ▼
BROADSPIRE SERVICES	Wage(s) Due	Timely Wage(s)	Compliance	Fringe(s) Due	Timely Fringe(s)	Compliance
CA040 BROADSPIRE SERVICES	9	6	67%	9	7	78%
Total	9	6	67% ▼	9	7	78% ▲
BROADSPIRE SERVICES Group Total	9	6	67% ▼	9	7	78% ▲
CANNON COCHRAN MANAGEMENT SERVICES	Wage(s) Due	Timely Wage(s)	Compliance	Fringe(s) Due	Timely Fringe(s)	Compliance
CA070 CANNON COCHRAN MANAGEMENT SERVICES	33	27	82%	33	28	85%
Total	33	27	82% ▲	33	28	85% ▲
CANNON COCHRAN MANAGEMENT SERVICES Group Total	33	27	82% ▲	33	28	85% ▲
CHEROKEE INSURANCE	Wage(s) Due	Timely Wage(s)	Compliance	Fringe(s) Due	Timely Fringe(s)	Compliance
CA044 CHEROKEE INSURANCE	1	1	100%	1	1	100%
Total	1	1	100% ▲	1	1	100% ▲
CHEROKEE INSURANCE Group Total	1	1	100% ▲	1	1	100% ▲
CHESTERFIELD SERVICES	Wage(s) Due	Timely Wage(s)	Compliance	Fringe(s) Due	Timely Fringe(s)	Compliance
CA080 CHESTERFIELD SERVICES	2	1	50%	2	1	50%
Total	2	1	50% ▼	2	1	50% ▼
CHESTERFIELD SERVICES Group Total	2	1	50% ▼	2	1	50% ▼

INSURANCE GROUP COMPLIANCE
 Wage Statements and Fringe Benefit Forms
 First Quarter
 1/1/2020 - 3/31/2020

Insurance Company	Total Wage Statement(s) Due	Wage Statement(s) Filed Timely	Compliance Percentage	Total Fringe Benefit Form(s) Due	Fringe Benefit Form(s) Filed Timely	Compliance Percentage
CHUBB INSURANCE	Wage(s) Due	Timely Wage(s)	Compliance	Fringe(s) Due	Timely Fringe(s)	Compliance
ACE AMERICAN INSURANCE COMPANY	*	*	*	*	*	*
ACE INSURANCE	*	*	*	*	*	*
CA046 CHUBB INSURANCE	*	*	*	*	*	*
CA090 FEDERAL INSURANCE	*	*	*	*	*	*
INDEMNITY INS CO OF NORTH AMERICA	*	*	*	*	*	*
PACIFIC INDEMNITY CO	*	*	*	*	*	*
Total	*	*	*	*	*	*
CHUBB INSURANCE TPA Administered Claims						
CA040 BROADSPIRE SERVICES	*	*	*	*	*	*
CA070 CANNON COCHRAN MANAGEMENT SERVICES	1	1	100%	1	1	100%
CA110 CONSTITUTION STATE SERVICES	8	5	63%	8	6	75%
CA116 CORVEL ENTERPRISE COMP	*	*	*	*	*	*
CA160 ESIS	13	8	62%	13	7	54%
CA190 GALLAGHER BASSETT SERVICES	11	7	64%	11	7	64%
CA300 SEDGWICK CLAIMS MANAGEMENT SERVICES	48	44	92%	48	44	92%
CA340 YORK RISK SERVICES	*	*	*	*	*	*
TPA Total	81	65	80% ▲	81	65	80% ▲
CHUBB INSURANCE Group Total	81	65	80% ▲	81	65	80% ▲
CHURCH MUTUAL INSURANCE	Wage(s) Due	Timely Wage(s)	Compliance	Fringe(s) Due	Timely Fringe(s)	Compliance
CA084 CHURCH MUTUAL INSURANCE	1	0	0%	1	0	0%
Total	1	0	0% ▼	1	0	0% ▼
CHURCH MUTUAL INSURANCE Group Total	1	0	0% ▼	1	0	0% ▼
CIANBRO CORPORATION	Wage(s) Due	Timely Wage(s)	Compliance	Fringe(s) Due	Timely Fringe(s)	Compliance
CA085 CIANBRO CORPORATION	1	1	100%	1	1	100%
Total	1	1	100% ▲	1	1	100% ▲
CIANBRO CORPORATION Group Total	1	1	100% ▲	1	1	100% ▲
CNA INSURANCE	Wage(s) Due	Timely Wage(s)	Compliance	Fringe(s) Due	Timely Fringe(s)	Compliance
CA017 AMERICAN CASUALTY COMPANY OF READING PA	1	0	0%	1	0	0%
CA083 CNA CLAIMS PLUS	1	1	100%	1	1	100%
CA050 CONTINENTAL CASUALTY	1	0	0%	1	0	0%
CA271 NATIONAL FIRE INSURANCE	1	1	100%	1	1	100%
CA087 THE CONTINENTAL INSURANCE	1	0	0%	1	0	0%
CA329 VALLEY FORGE INSURANCE COMPANY	*	*	*	*	*	*
Total	5	2	40% ▼	5	2	40% ▼
CNA INSURANCE Group Total	5	2	40% ▼	5	2	40% ▼

INSURANCE GROUP COMPLIANCE
Wage Statements and Fringe Benefit Forms
First Quarter
1/1/2020 - 3/31/2020

Insurance Company	Total Wage Statement(s) Due	Wage Statement(s) Filed Timely	Compliance Percentage	Total Fringe Benefit Form(s) Due	Fringe Benefit Form(s) Filed Timely	Compliance Percentage
CONSTITUTION STATE SERVICES	Wage(s) Due	Timely Wage(s)	Compliance	Fringe(s) Due	Timely Fringe(s)	Compliance
CA110 CONSTITUTION STATE SERVICES	8	5	63%	8	6	75%
Total	8	5	63% ▼	8	6	75% ▼
CONSTITUTION STATE SERVICES Group Total						
	8	5	63% ▼	8	6	75% ▼
CORVEL ENTERPRISE COMP	Wage(s) Due	Timely Wage(s)	Compliance	Fringe(s) Due	Timely Fringe(s)	Compliance
CA116 CORVEL ENTERPRISE COMP	5	2	40%	5	2	40%
Total	5	2	40% ▼	5	2	40% ▼
CORVEL ENTERPRISE COMP Group Total						
	5	2	40% ▼	5	2	40% ▼
COTTINGHAM & BUTLER CLAIMS SERVICES	Wage(s) Due	Timely Wage(s)	Compliance	Fringe(s) Due	Timely Fringe(s)	Compliance
CA117 COTTINGHAM & BUTLER CLAIMS SERVICES	4	4	100%	4	3	75%
Total	4	4	100% ▲	4	3	75% ▼
COTTINGHAM & BUTLER CLAIMS SERVICES Group Total						
	4	4	100% ▲	4	3	75% ▼
CROSS INSURANCE	Wage(s) Due	Timely Wage(s)	Compliance	Fringe(s) Due	Timely Fringe(s)	Compliance
CA093 CROSS INSURANCE	212	180	85%	212	177	83%
Total	212	180	85% ▲	212	177	83% ▲
CROSS INSURANCE Group Total						
	212	180	85% ▲	212	177	83% ▲
EASTERN ALLIANCE INSURANCE	Wage(s) Due	Timely Wage(s)	Compliance	Fringe(s) Due	Timely Fringe(s)	Compliance
CA141 EASTERN ALLIANCE INSURANCE	40	34	85%	40	36	90%
Total	40	34	85% ▲	40	36	90% ▲
EASTERN ALLIANCE INSURANCE Group Total						
	40	34	85% ▲	40	36	90% ▲
ELECTRIC INSURANCE	Wage(s) Due	Timely Wage(s)	Compliance	Fringe(s) Due	Timely Fringe(s)	Compliance
CA150 ELECTRIC INSURANCE	*	*	*	*	*	*
Total	*	*	*	*	*	*
ELECTRIC INSURANCE TPA Administered Claims						
CA300 SEDGWICK CLAIMS MANAGEMENT SERVICES	1	1	100%	1	1	100%
TPA Total	1	1	100% ▲	1	1	100% ▲
ELECTRIC INSURANCE Group Total						
	1	1	100% ▲	1	1	100% ▲

INSURANCE GROUP COMPLIANCE
 Wage Statements and Fringe Benefit Forms
 First Quarter
 1/1/2020 - 3/31/2020

Insurance Company	Total Wage Statement(s) Due	Wage Statement(s) Filed Timely	Compliance Percentage	Total Fringe Benefit Form(s) Due	Fringe Benefit Form(s) Filed Timely	Compliance Percentage
EMPLOYERS HOLDING INSURANCE	Wage(s) Due	Timely Wage(s)	Compliance	Fringe(s) Due	Timely Fringe(s)	Compliance
CA480 EMPLOYERS ASSURANCE COMPANY	*	*	*	*	*	*
CA481 EMPLOYERS COMPENSATION INSURANCE	*	*	*	*	*	*
CA479 EMPLOYERS PREFERRED INSURANCE	*	*	*	*	*	*
Total	*	*	*	*	*	*
EMPLOYERS HOLDING INSURANCE TPA Administered Claims						
CA040 BROADSPIRE SERVICES	2	1	50%	2	1	50%
TPA Total	2	1	50% ▼	2	1	50% ▼
EMPLOYERS HOLDING INSURANCE Group Total	2	1	50% ▼	2	1	50% ▼
ESIS	Wage(s) Due	Timely Wage(s)	Compliance	Fringe(s) Due	Timely Fringe(s)	Compliance
CA160 ESIS	30	13	43%	30	12	40%
Total	30	13	43% ▼	30	12	40% ▼
ESIS Group Total	30	13	43% ▼	30	12	40% ▼
EVEREST REINS HOLDINGS GROUP	Wage(s) Due	Timely Wage(s)	Compliance	Fringe(s) Due	Timely Fringe(s)	Compliance
EVEREST REINS HOLDINGS	*	*	*	*	*	*
Total	*	*	*	*	*	*
EVEREST REINS HOLDINGS GROUP TPA Administered Claims						
CA040 BROADSPIRE SERVICES	*	*	*	*	*	*
CA300 SEDGWICK CLAIMS MANAGEMENT SERVICES	*	*	*	*	*	*
TPA Total	*	*	*	*	*	*
EVEREST REINS HOLDINGS GROUP Group Total	*	*	*	*	*	*
FEDERATED MUTUAL INSURANCE	Wage(s) Due	Timely Wage(s)	Compliance	Fringe(s) Due	Timely Fringe(s)	Compliance
CA091 FEDERATED MUTUAL INSURANCE	10	8	80%	10	7	70%
CA439 FEDERATED RESERVE	1	1	100%	1	1	100%
CA092 FEDERATED SERVICE INSURANCE	*	*	*	*	*	*
Total	11	9	82% ▲	11	8	73% ▼
FEDERATED MUTUAL INSURANCE Group Total	11	9	82% ▲	11	8	73% ▼
FRANKENMUTH INSURANCE	Wage(s) Due	Timely Wage(s)	Compliance	Fringe(s) Due	Timely Fringe(s)	Compliance
CA274 PATRIOT INSURANCE	1	1	100%	1	1	100%
Total	1	1	100% ▲	1	1	100% ▲
FRANKENMUTH INSURANCE Group Total	1	1	100% ▲	1	1	100% ▲
FUTURECOMP	Wage(s) Due	Timely Wage(s)	Compliance	Fringe(s) Due	Timely Fringe(s)	Compliance
CA175 FUTURECOMP	20	20	100%	20	20	100%
Total	20	20	100% ▲	20	20	100% ▲
FUTURECOMP Group Total	20	20	100% ▲	20	20	100% ▲

INSURANCE GROUP COMPLIANCE
Wage Statements and Fringe Benefit Forms
First Quarter
1/1/2020 - 3/31/2020

Insurance Company	Total Wage Statement(s) Due	Wage Statement(s) Filed Timely	Compliance Percentage	Total Fringe Benefit Form(s) Due	Fringe Benefit Form(s) Filed Timely	Compliance Percentage
GALLAGHER BASSETT SERVICES	Wage(s) Due	Timely Wage(s)	Compliance	Fringe(s) Due	Timely Fringe(s)	Compliance
CA190 GALLAGHER BASSETT SERVICES	90	44	49%	90	57	63%
Total	90	44	49% ▼	90	57	63% ▼
GALLAGHER BASSETT SERVICES Group Total						
90	44	49%	▼	90	57	63%
GREAT AMERICAN INSURANCE	Wage(s) Due	Timely Wage(s)	Compliance	Fringe(s) Due	Timely Fringe(s)	Compliance
CA193 GREAT AMERICAN INSURANCE	*	*	*	*	*	*
Total	*	*	*	*	*	*
GREAT AMERICAN INSURANCE TPA Administered Claims	Wage(s) Due	Timely Wage(s)	Compliance	Fringe(s) Due	Timely Fringe(s)	Compliance
CA323 THE AMERICAN EQUITY UNDERWRITERS	*	*	*	*	*	*
TPA Total	*	*	*	*	*	*
GREAT AMERICAN INSURANCE Group Total						
*	*	*	*	*	*	*
GREAT WEST INSURANCE	Wage(s) Due	Timely Wage(s)	Compliance	Fringe(s) Due	Timely Fringe(s)	Compliance
CA196 GREAT WEST INSURANCE	2	2	100%	2	2	100%
Total	2	2	100% ▲	2	2	100% ▲
GREAT WEST INSURANCE Group Total						
2	2	100%	▲	2	2	100%
GUARD INSURANCE	Wage(s) Due	Timely Wage(s)	Compliance	Fringe(s) Due	Timely Fringe(s)	Compliance
CA019 AMGUARD INSURANCE	2	0	0%	2	0	0%
CA140 EASTGUARD INSURANCE	4	1	25%	4	0	0%
CA272 NORGUARD INSURANCE	2	0	0%	2	0	0%
Total	8	1	13% ▼	8	0	0% ▼
GUARD INSURANCE Group Total						
8	1	13%	▼	8	0	0%
HANNAFORD BROTHERS	Wage(s) Due	Timely Wage(s)	Compliance	Fringe(s) Due	Timely Fringe(s)	Compliance
CA201 HANNAFORD BROTHERS	31	18	58%	31	13	42%
Total	31	18	58% ▼	31	13	42% ▼
HANNAFORD BROTHERS Group Total						
31	18	58%	▼	31	13	42%
HANOVER INSURANCE	Wage(s) Due	Timely Wage(s)	Compliance	Fringe(s) Due	Timely Fringe(s)	Compliance
CA430 ALLMERICA FINANCIAL ALLIANCE	1	1	100%	1	1	100%
CA428 ALLMERICA FINANCIAL BENEFIT INSURANCE	2	0	0%	2	0	0%
CA048 CITIZENS INSURANCE COMPANY OF AMERICA	2	2	100%	2	2	100%
CA429 HANOVER AMERICAN INSURANCE	1	0	0%	1	0	0%
CA202 HANOVER INSURANCE	2	0	0%	2	0	0%
CA228 MASSACHUSETTS BAY INSURANCE	*	*	*	*	*	*
Total	8	3	38% ▼	8	3	38% ▼
HANOVER INSURANCE Group Total						
8	3	38%	▼	8	3	38%

INSURANCE GROUP COMPLIANCE
 Wage Statements and Fringe Benefit Forms
 First Quarter
 1/1/2020 - 3/31/2020

Insurance Company	Total Wage Statement(s) Due	Wage Statement(s) Filed Timely	Compliance Percentage	Total Fringe Benefit Form(s) Due	Fringe Benefit Form(s) Filed Timely	Compliance Percentage
HARTFORD INSURANCE	Wage(s) Due	Timely Wage(s)	Compliance	Fringe(s) Due	Timely Fringe(s)	Compliance
CA188 HARTFORD ACCIDENT & INDEMNITY	1	1	100%	1	1	100%
CA185 HARTFORD CASUALTY INSURANCE	2	1	50%	2	1	50%
CA203 HARTFORD FIRE INSURANCE	2	2	100%	2	2	100%
CA186 HARTFORD INSURANCE COMPANY OF THE MIDWEST	1	0	0%	1	0	0%
CA187 HARTFORD UNDERWRITERS INSURANCE	3	1	33%	3	2	67%
CA288 PROPERTY & CASUALTY INSURANCE COMPANY OF HARTFORD	8	6	75%	8	7	88%
CA296 SENTINEL INSURANCE	1	0	0%	1	1	100%
CA319 TRUMBULL INSURANCE	1	1	100%	1	1	100%
CA321 TWIN CITY FIRE INSURANCE	2	2	100%	2	2	100%
Total	21	14	67% ▼	21	17	81% ▲
HARTFORD INSURANCE TPA Administered Claims						
CA070 CANNON COCHRAN MANAGEMENT SERVICES	1	0	0%	1	1	100%
CA116 CORVEL ENTERPRISE COMP	*	*	*	*	*	*
CA190 GALLAGHER BASSETT SERVICES	*	*	*	*	*	*
CA300 SEDGWICK CLAIMS MANAGEMENT SERVICES	2	2	100%	2	2	100%
TPA Total	3	2	67% ▼	3	3	100% ▲
HARTFORD INSURANCE Group Total	24	16	67% ▼	24	20	83% ▲
HELMSMAN MANAGEMENT SERVICES	Wage(s) Due	Timely Wage(s)	Compliance	Fringe(s) Due	Timely Fringe(s)	Compliance
CA204 HELMSMAN MANAGEMENT SERVICES	3	0	0%	3	0	0%
Total	3	0	0% ▼	3	0	0% ▼
HELMSMAN MANAGEMENT SERVICES Group Total	3	0	0% ▼	3	0	0% ▼
LIBERTY MUTUAL INSURANCE	Wage(s) Due	Timely Wage(s)	Compliance	Fringe(s) Due	Timely Fringe(s)	Compliance
CA003 AMERICAN FIRE & CASUALTY INSURANCE	2	2	100%	2	2	100%
CA380 EMPLOYERS INSURANCE OF WAUSAU	3	2	67%	3	1	33%
CA210 LIBERTY MUTUAL INSURANCE	51	29	57%	51	30	59%
CA406 OHIO CASUALTY INSURANCE	*	*	*	*	*	*
CA407 OHIO SECURITY INSURANCE	6	3	50%	6	3	50%
CA408 WEST AMERICAN INSURANCE	3	2	67%	3	2	67%
Total	65	38	58% ▼	65	38	58% ▼
LIBERTY MUTUAL INSURANCE Group Total	65	38	58% ▼	65	38	58% ▼
MAINE AUTOMOBILE DEALERS ASSOCIATION	Wage(s) Due	Timely Wage(s)	Compliance	Fringe(s) Due	Timely Fringe(s)	Compliance
CA220 MAINE AUTOMOBILE DEALERS ASSOCIATION	6	4	67%	6	4	67%
Total	6	4	67% ▼	6	4	67% ▼
MAINE AUTOMOBILE DEALERS ASSOCIATION Group Total	6	4	67% ▼	6	4	67% ▼

INSURANCE GROUP COMPLIANCE
 Wage Statements and Fringe Benefit Forms
 First Quarter
 1/1/2020 - 3/31/2020

Insurance Company	Total Wage Statement(s) Due	Wage Statement(s) Filed Timely	Compliance Percentage	Total Fringe Benefit Form(s) Due	Fringe Benefit Form(s) Filed Timely	Compliance Percentage
MAINE EMPLOYERS' MUTUAL INSURANCE	Wage(s) Due	Timely Wage(s)	Compliance	Fringe(s) Due	Timely Fringe(s)	Compliance
CA260 MAINE EMPLOYERS' MUTUAL INSURANCE	661	419	63%	661	407	62%
Total	661	419	63% ▼	661	407	62% ▼
MAINE EMPLOYERS' MUTUAL INSURANCE TPA Administered Claims						
CA116 CORVEL ENTERPRISE COMP	*	*	*	*	*	*
TPA Total	*	*	*	*	*	*
MAINE EMPLOYERS' MUTUAL INSURANCE Group Total	661	419	63% ▼	661	407	62% ▼
MAINE HEALTHCARE ASSOCIATION	Wage(s) Due	Timely Wage(s)	Compliance	Fringe(s) Due	Timely Fringe(s)	Compliance
CA234 MAINE HEALTHCARE ASSOCIATION	9	6	67%	9	7	78%
Total	9	6	67% ▼	9	7	78% ▲
MAINE HEALTHCARE ASSOCIATION Group Total	9	6	67% ▼	9	7	78% ▲
MAINE MOTOR TRANSPORT ASSOCIATION	Wage(s) Due	Timely Wage(s)	Compliance	Fringe(s) Due	Timely Fringe(s)	Compliance
CA230 MAINE MOTOR TRANSPORT ASSOCIATION	21	20	95%	21	19	90%
Total	21	20	95% ▲	21	19	90% ▲
MAINE MOTOR TRANSPORT ASSOCIATION Group Total	21	20	95% ▲	21	19	90% ▲
MAINE MUNICIPAL ASSOCIATION	Wage(s) Due	Timely Wage(s)	Compliance	Fringe(s) Due	Timely Fringe(s)	Compliance
CA225 MAINE MUNICIPAL ASSOCIATION	164	142	87%	164	142	87%
Total	164	142	87% ▲	164	142	87% ▲
MAINE MUNICIPAL ASSOCIATION Group Total	164	142	87% ▲	164	142	87% ▲
MAINE SCHOOL MANAGEMENT ASSOCIATION	Wage(s) Due	Timely Wage(s)	Compliance	Fringe(s) Due	Timely Fringe(s)	Compliance
CA250 MAINE SCHOOL MANAGEMENT ASSOCIATION	37	33	89%	37	33	89%
Total	37	33	89% ▲	37	33	89% ▲
MAINE SCHOOL MANAGEMENT ASSOCIATION Group Total	37	33	89% ▲	37	33	89% ▲
MEADOWBROOK INSURANCE	Wage(s) Due	Timely Wage(s)	Compliance	Fringe(s) Due	Timely Fringe(s)	Compliance
CA255 MEADOWBROOK INSURANCE	1	1	100%	1	1	100%
Total	1	1	100% ▲	1	1	100% ▲
MEADOWBROOK INSURANCE Group Total	1	1	100% ▲	1	1	100% ▲
NGM INSURANCE	Wage(s) Due	Timely Wage(s)	Compliance	Fringe(s) Due	Timely Fringe(s)	Compliance
CA265 NGM INSURANCE	*	*	*	*	*	*
Total	*	*	*	*	*	*
NGM INSURANCE Group Total	*	*	*	*	*	*

INSURANCE GROUP COMPLIANCE
Wage Statements and Fringe Benefit Forms
First Quarter
1/1/2020 - 3/31/2020

Insurance Company	Total Wage Statement(s) Due	Wage Statement(s) Filed Timely	Compliance Percentage	Total Fringe Benefit Form(s) Due	Fringe Benefit Form(s) Filed Timely	Compliance Percentage
OLD REPUBLIC INSURANCE	Wage(s) Due	Timely Wage(s)	Compliance	Fringe(s) Due	Timely Fringe(s)	Compliance
OLD REPUBLIC GENERAL INSURANCE CORP.	*	*	*	*	*	*
OLD REPUBLIC INSURANCE	*	*	*	*	*	*
Total	*	*	*	*	*	*
OLD REPUBLIC INSURANCE TPA Administered Claims						
CA070 CANNON COCHRAN MANAGEMENT SERVICES	6	5	83%	6	5	83%
CA190 GALLAGHER BASSETT SERVICES	5	1	20%	5	2	40%
CA204 HELMSMAN MANAGEMENT SERVICES	*	*	*	*	*	*
CA300 SEDGWICK CLAIMS MANAGEMENT SERVICES	5	4	80%	5	5	100%
TPA Total	16	10	63% ▼	16	12	75% ▼
OLD REPUBLIC INSURANCE Group Total	16	10	63% ▼	16	12	75% ▼
PENNSYLVANIA MFG ASSN	Wage(s) Due	Timely Wage(s)	Compliance	Fringe(s) Due	Timely Fringe(s)	Compliance
MANUFACTURERS ALLIANCE INSURANCE	*	*	*	*	*	*
PENNSYLVANIA MFG ASSN	*	*	*	*	*	*
PENNSYLVANIA MFG INDEMNITY CO	*	*	*	*	*	*
Total	*	*	*	*	*	*
PENNSYLVANIA MFG ASSN TPA Administered Claims						
CA190 GALLAGHER BASSETT SERVICES	6	3	50%	6	4	67%
CA323 THE AMERICAN EQUITY UNDERWRITERS	*	*	*	*	*	*
TPA Total	6	3	50% ▼	6	4	67% ▼
PENNSYLVANIA MFG ASSN Group Total	6	3	50% ▼	6	4	67% ▼
PROTECTIVE INSURANCE	Wage(s) Due	Timely Wage(s)	Compliance	Fringe(s) Due	Timely Fringe(s)	Compliance
CA277 PROTECTIVE INSURANCE COMPANY	*	*	*	*	*	*
Total	*	*	*	*	*	*
PROTECTIVE INSURANCE TPA Administered Claims						
CA340 YORK RISK SERVICES	3	2	67%	3	2	67%
TPA Total	3	2	67% ▼	3	2	67% ▼
PROTECTIVE INSURANCE Group Total	3	2	67% ▼	3	2	67% ▼
QBE INSURANCE GROUP	Wage(s) Due	Timely Wage(s)	Compliance	Fringe(s) Due	Timely Fringe(s)	Compliance
CA268 NORTH AMERICAN RISK INSURANCE	*	*	*	*	*	*
Total	*	*	*	*	*	*
QBE INSURANCE GROUP TPA Administered Claims						
CA300 SEDGWICK CLAIMS MANAGEMENT SERVICES	3	3	100%	3	3	100%
TPA Total	3	3	100% ▲	3	3	100% ▲
QBE INSURANCE GROUP Group Total	3	3	100% ▲	3	3	100% ▲

INSURANCE GROUP COMPLIANCE
Wage Statements and Fringe Benefit Forms
First Quarter
1/1/2020 - 3/31/2020

Insurance Company	Total Wage Statement(s) Due	Wage Statement(s) Filed Timely	Compliance Percentage	Total Fringe Benefit Form(s) Due	Fringe Benefit Form(s) Filed Timely	Compliance Percentage
SAFETY NATIONAL CASUALTY CORP	Wage(s) Due	Timely Wage(s)	Compliance	Fringe(s) Due	Timely Fringe(s)	Compliance
SAFETY NATIONAL CASUALTY CORP	*	*	*	*	*	*
Total	*	*	*	*	*	*
SAFETY NATIONAL CASUALTY CORP TPA Administered Claims						
CA040 BROADSPIRE SERVICES	1	1	100%	1	1	100%
CA070 CANNON COCHRAN MANAGEMENT SERVICES	1	1	100%	1	1	100%
CA116 CORVEL ENTERPRISE COMP	3	2	67%	3	2	67%
CA190 GALLAGHER BASSETT SERVICES	5	4	80%	5	5	100%
CA300 SEDGWICK CLAIMS MANAGEMENT SERVICES	6	5	83%	6	5	83%
TPA Total	16	13	81% ▲	16	14	88% ▲
SAFETY NATIONAL CASUALTY CORP Group Total	16	13	81% ▲	16	14	88% ▲
SEDGWICK CLAIMS MANAGEMENT SERVICES	Wage(s) Due	Timely Wage(s)	Compliance	Fringe(s) Due	Timely Fringe(s)	Compliance
CA300 SEDGWICK CLAIMS MANAGEMENT SERVICES	119	108	91%	119	112	94%
Total	119	108	91% ▲	119	112	94% ▲
SEDGWICK CLAIMS MANAGEMENT SERVICES Group Total	119	108	91% ▲	119	112	94% ▲
SENTRY INSURANCE	Wage(s) Due	Timely Wage(s)	Compliance	Fringe(s) Due	Timely Fringe(s)	Compliance
CA402 SENTRY CASUALTY	8	8	100%	8	8	100%
CA305 SENTRY INSURANCE	*	*	*	*	*	*
Total	8	8	100% ▲	8	8	100% ▲
SENTRY INSURANCE Group Total	8	8	100% ▲	8	8	100% ▲
SOMPO JAPAN INSURANCE	Wage(s) Due	Timely Wage(s)	Compliance	Fringe(s) Due	Timely Fringe(s)	Compliance
SOMPO JAPAN INSURANCE COMPANY OF AMERICA	*	*	*	*	*	*
Total	*	*	*	*	*	*
SOMPO JAPAN INSURANCE TPA Administered Claims						
CA190 GALLAGHER BASSETT SERVICES	*	*	*	*	*	*
TPA Total	*	*	*	*	*	*
SOMPO JAPAN INSURANCE Group Total	*	*	*	*	*	*
STARNET INSURANCE	Wage(s) Due	Timely Wage(s)	Compliance	Fringe(s) Due	Timely Fringe(s)	Compliance
STARNET INSURANCE	*	*	*	*	*	*
Total	*	*	*	*	*	*
STARNET INSURANCE TPA Administered Claims						
CA190 GALLAGHER BASSETT SERVICES	5	0	0%	5	1	20%
TPA Total	5	0	0% ▼	5	1	20% ▼
STARNET INSURANCE Group Total	5	0	0% ▼	5	1	20% ▼

INSURANCE GROUP COMPLIANCE
Wage Statements and Fringe Benefit Forms
First Quarter
1/1/2020 - 3/31/2020

Insurance Company	Total Wage Statement(s) Due	Wage Statement(s) Filed Timely	Compliance Percentage	Total Fringe Benefit Form(s) Due	Fringe Benefit Form(s) Filed Timely	Compliance Percentage
STARR INDEMNITY INSURANCE	Wage(s) Due	Timely Wage(s)	Compliance	Fringe(s) Due	Timely Fringe(s)	Compliance
STARR INDEMNITY INSURANCE	*	*	*	*	*	*
Total	*	*	*	*	*	*
STARR INDEMNITY INSURANCE TPA Administered Claims						
CA160 ESIS	2	1	50%	2	1	50%
CA190 GALLAGHER BASSETT SERVICES	*	*	*	*	*	*
CA300 SEDGWICK CLAIMS MANAGEMENT SERVICES	2	2	100%	2	2	100%
TPA Total	4	3	75% ▲	4	3	75% ▼
STARR INDEMNITY INSURANCE Group Total	4	3	75% ▲	4	3	75% ▼
STATE OF MAINE WORKERS' COMPENSATION TRUST	Wage(s) Due	Timely Wage(s)	Compliance	Fringe(s) Due	Timely Fringe(s)	Compliance
CA307 STATE OF MAINE WORKERS' COMPENSATION TRUST	82	71	87%	82	70	85%
Total	82	71	87% ▲	82	70	85% ▲
STATE OF MAINE WORKERS' COMPENSATION TRUST Group Total	82	71	87% ▲	82	70	85% ▲
SYNERNET	Wage(s) Due	Timely Wage(s)	Compliance	Fringe(s) Due	Timely Fringe(s)	Compliance
CA320 SYNERNET	94	76	81%	94	71	76%
Total	94	76	81% ▲	94	71	76% ▼
SYNERNET Group Total	94	76	81% ▲	94	71	76% ▼
THE AMERICAN EQUITY UNDERWRITERS	Wage(s) Due	Timely Wage(s)	Compliance	Fringe(s) Due	Timely Fringe(s)	Compliance
CA323 THE AMERICAN EQUITY UNDERWRITERS	*	*	*	*	*	*
Total	*	*	*	*	*	*
THE AMERICAN EQUITY UNDERWRITERS Group Total	*	*	*	*	*	*

INSURANCE GROUP COMPLIANCE
 Wage Statements and Fringe Benefit Forms
 First Quarter
 1/1/2020 - 3/31/2020

Insurance Company	Total Wage Statement(s) Due	Wage Statement(s) Filed Timely	Compliance Percentage	Total Fringe Benefit Form(s) Due	Fringe Benefit Form(s) Filed Timely	Compliance Percentage
TRAVELERS INSURANCE	Wage(s) Due	Timely Wage(s)	Compliance	Fringe(s) Due	Timely Fringe(s)	Compliance
CA072 CHARTER OAK FIRE INSURANCE	17	9	53%	17	11	65%
CA284 PHOENIX INSURANCE	1	1	100%	1	1	100%
CA306 STANDARD FIRE INSURANCE	7	3	43%	7	3	43%
CA347 TRAVELERS CASUALTY & SURETY	3	2	67%	3	1	33%
CA348 TRAVELERS CASUALTY INSURANCE COMPANY OF AMERICA	6	3	50%	6	4	67%
CA349 TRAVELERS COMMERCIAL CASUALTY	4	2	50%	4	2	50%
CA343 TRAVELERS INDEMNITY COMPANY	*	*	*	*	*	*
CA346 TRAVELERS INDEMNITY COMPANY OF AMERICA	2	0	0%	2	0	0%
CA345 TRAVELERS PROPERTY CASUALTY INSURANCE	2	2	100%	2	1	50%
Total	42	22	52% ▼	42	23	55% ▼
TRAVELERS INSURANCE TPA Administered Claims						
CA300 SEDGWICK CLAIMS MANAGEMENT SERVICES	2	2	100%	2	2	100%
CA340 YORK RISK SERVICES	1	1	100%	1	0	0%
TPA Total	3	3	100% ▲	3	2	67% ▼
TRAVELERS INSURANCE Group Total	45	25	56% ▼	45	25	56% ▼
TRISTAR RISK ENTERPRISE MANAGEMENT	Wage(s) Due	Timely Wage(s)	Compliance	Fringe(s) Due	Timely Fringe(s)	Compliance
CA280 TRISTAR RISK ENTERPRISE MANAGEMENT	*	*	*	*	*	*
Total	*	*	*	*	*	*
TRISTAR RISK ENTERPRISE MANAGEMENT Group Total	*	*	*	*	*	*
UTICA MUTUAL INSURANCE	Wage(s) Due	Timely Wage(s)	Compliance	Fringe(s) Due	Timely Fringe(s)	Compliance
CA324 UTICA MUTUAL INSURANCE	1	1	100%	1	1	100%
Total	1	1	100% ▲	1	1	100% ▲
UTICA MUTUAL INSURANCE Group Total	1	1	100% ▲	1	1	100% ▲
VANLINER INSURANCE	Wage(s) Due	Timely Wage(s)	Compliance	Fringe(s) Due	Timely Fringe(s)	Compliance
CA379 VANLINER INSURANCE	*	*	*	*	*	*
Total	*	*	*	*	*	*
VANLINER INSURANCE Group Total	*	*	*	*	*	*
WALMART CLAIMS SERVICES	Wage(s) Due	Timely Wage(s)	Compliance	Fringe(s) Due	Timely Fringe(s)	Compliance
CA100 WALMART CLAIMS SERVICES	48	42	88%	48	38	79%
Total	48	42	88% ▲	48	38	79% ▲
WALMART CLAIMS SERVICES Group Total	48	42	88% ▲	48	38	79% ▲

INSURANCE GROUP COMPLIANCE
Wage Statements and Fringe Benefit Forms
First Quarter
1/1/2020 - 3/31/2020

Insurance Company	Total Wage Statement(s) Due	Wage Statement(s) Filed Timely	Compliance Percentage	Total Fringe Benefit Form(s) Due	Fringe Benefit Form(s) Filed Timely	Compliance Percentage
XL INSURANCE	Wage(s) Due	Timely Wage(s)	Compliance	Fringe(s) Due	Timely Fringe(s)	Compliance
CA384 XL INSURANCE	*	*	*	*	*	*
Total	*	*	*	*	*	*
XL INSURANCE TPA Administered Claims						
CA040 BROADSPIRE SERVICES	1	0	0%	1	0	0%
CA116 CORVEL ENTERPRISE COMP	*	*	*	*	*	*
CA160 ESIS	1	0	0%	1	0	0%
CA190 GALLAGHER BASSETT SERVICES	13	5	38%	13	9	69%
CA300 SEDGWICK CLAIMS MANAGEMENT SERVICES	8	7	88%	8	8	100%
TPA Total	23	12	52% ▼	23	17	74% ▼
XL INSURANCE Group Total	23	12	52% ▼	23	17	74% ▼
YORK RISK SERVICES	Wage(s) Due	Timely Wage(s)	Compliance	Fringe(s) Due	Timely Fringe(s)	Compliance
CA340 YORK RISK SERVICES	6	5	83%	6	4	67%
Total	6	5	83% ▲	6	4	67% ▼
YORK RISK SERVICES Group Total	6	5	83% ▲	6	4	67% ▼
ZURICH INSURANCE	Wage(s) Due	Timely Wage(s)	Compliance	Fringe(s) Due	Timely Fringe(s)	Compliance
CA022 AMERICAN ZURICH	11	5	45%	11	5	45%
CA400 ZURICH AMERICAN INSURANCE	4	4	100%	4	4	100%
CA404 ZURICH AMERICAN INSURANCE COMPANY OF ILLINOIS	1	0	0%	1	0	0%
Total	16	9	56% ▼	16	9	56% ▼
ZURICH INSURANCE TPA Administered Claims						
CA040 BROADSPIRE SERVICES	1	1	100%	1	1	100%
CA080 CHESTERFIELD SERVICES	2	1	50%	2	1	50%
CA116 CORVEL ENTERPRISE COMP	1	0	0%	1	0	0%
CA160 ESIS	2	0	0%	2	0	0%
CA190 GALLAGHER BASSETT SERVICES	8	2	25%	8	3	38%
CA300 SEDGWICK CLAIMS MANAGEMENT SERVICES	5	4	80%	5	5	100%
TPA Total	19	8	42% ▼	19	10	53% ▼
ZURICH INSURANCE Group Total	35	17	49% ▼	35	19	54% ▼